




ENCYCLOPÉDIE


METHODIQUE

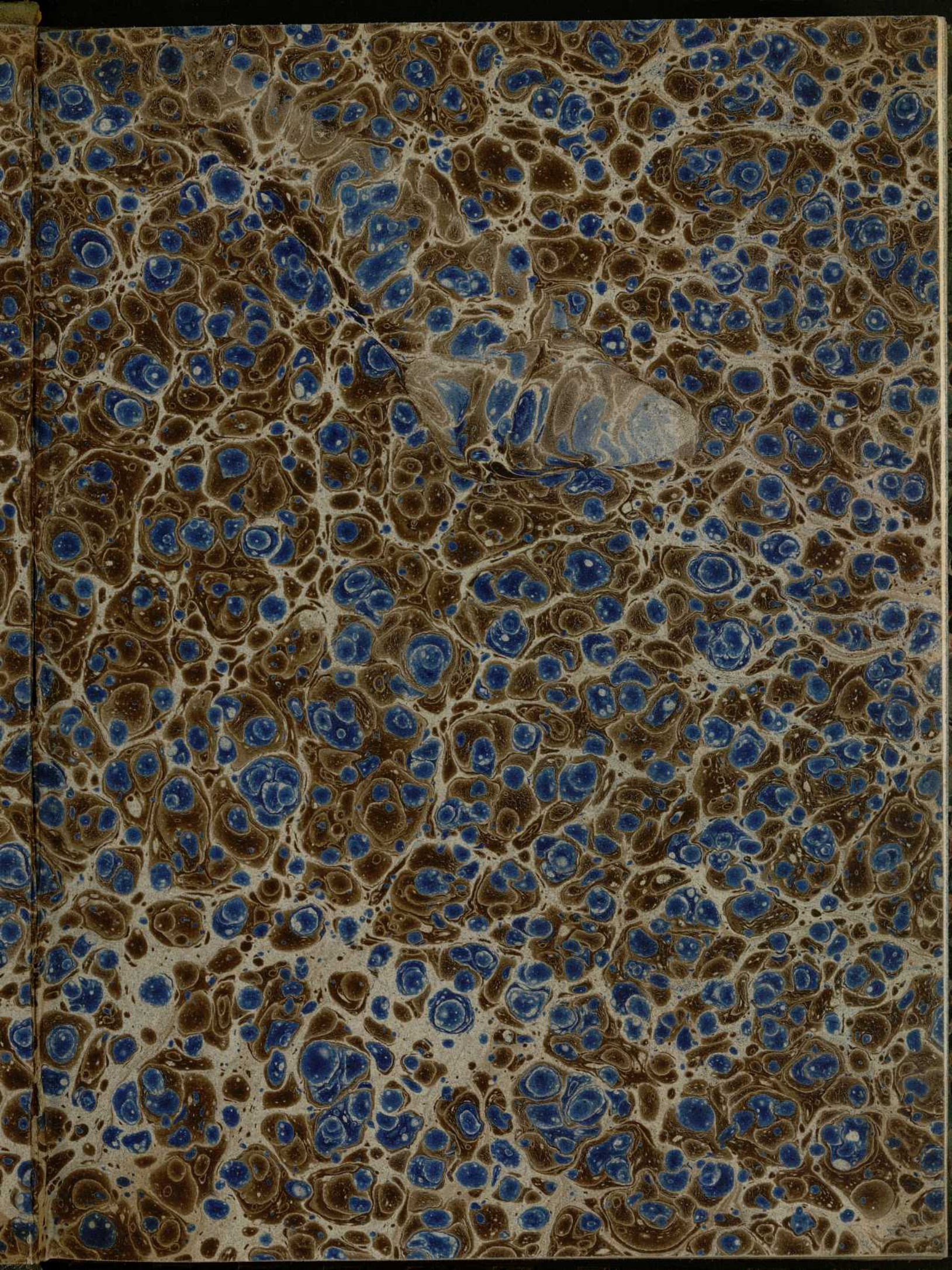
ZOOL. PLANCHES

3









EST.	1800	REAL
Edif.		
Calle:	A	
Estado:	47	
Número:	121	

59 (03)

M-1V-2

~~15  
7-12~~

59 (03)  
ENC



2 400 40  
Gafsa  
MADE IN SPAIN



EN	INDEX	REAL
Scale:	A	
Stants:	47	
Number:	121	

C. D. 59 (03)

M. IV-2

~~15  
7-12~~


59 (03)

ENC



~~M~~  
1844





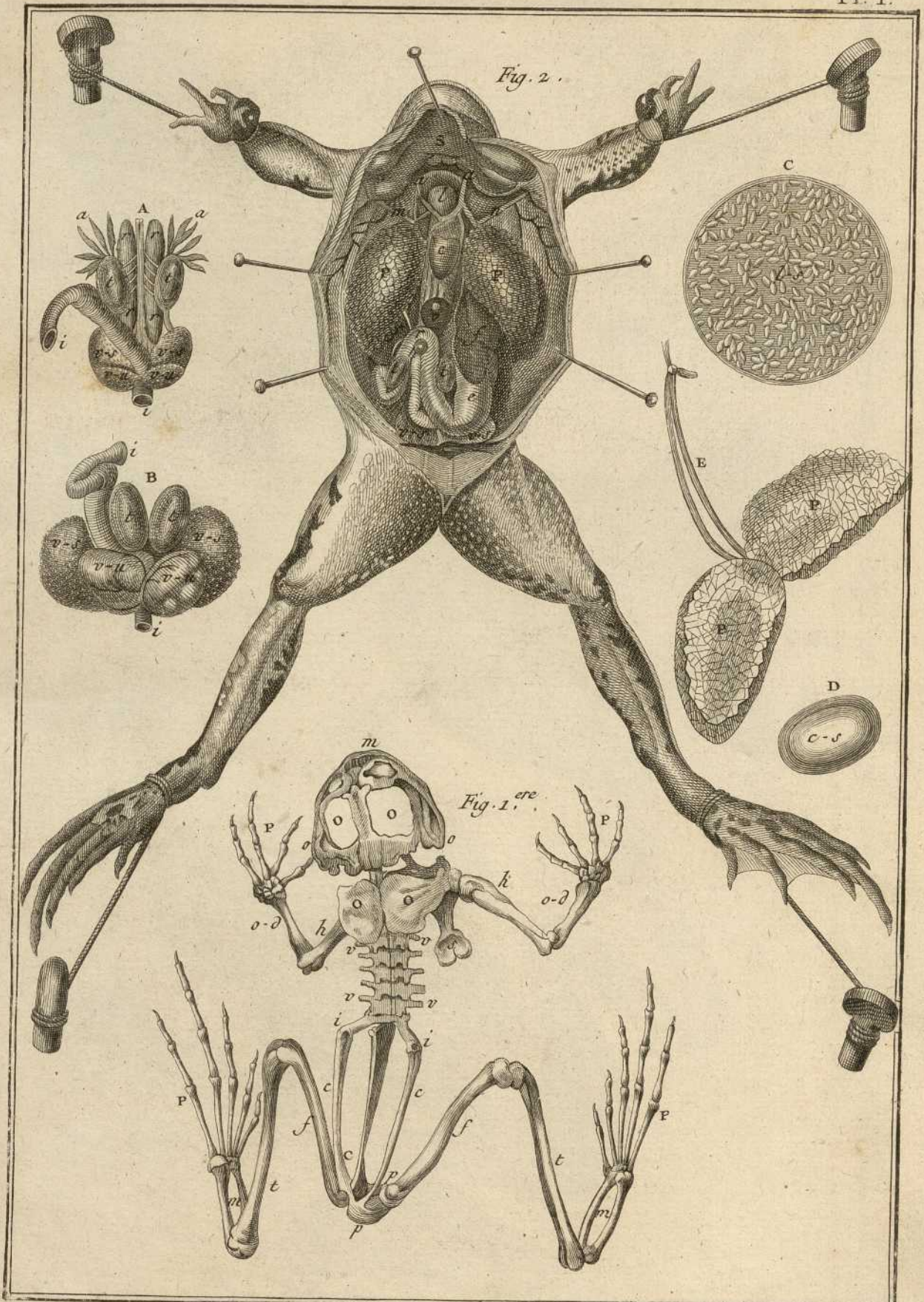


Fig. 1. *Rana esculenta* L.

Fig. 2. *Rana temporaria* L.

Fig. 3. *Rana bombina* Sm

Fig. 4.

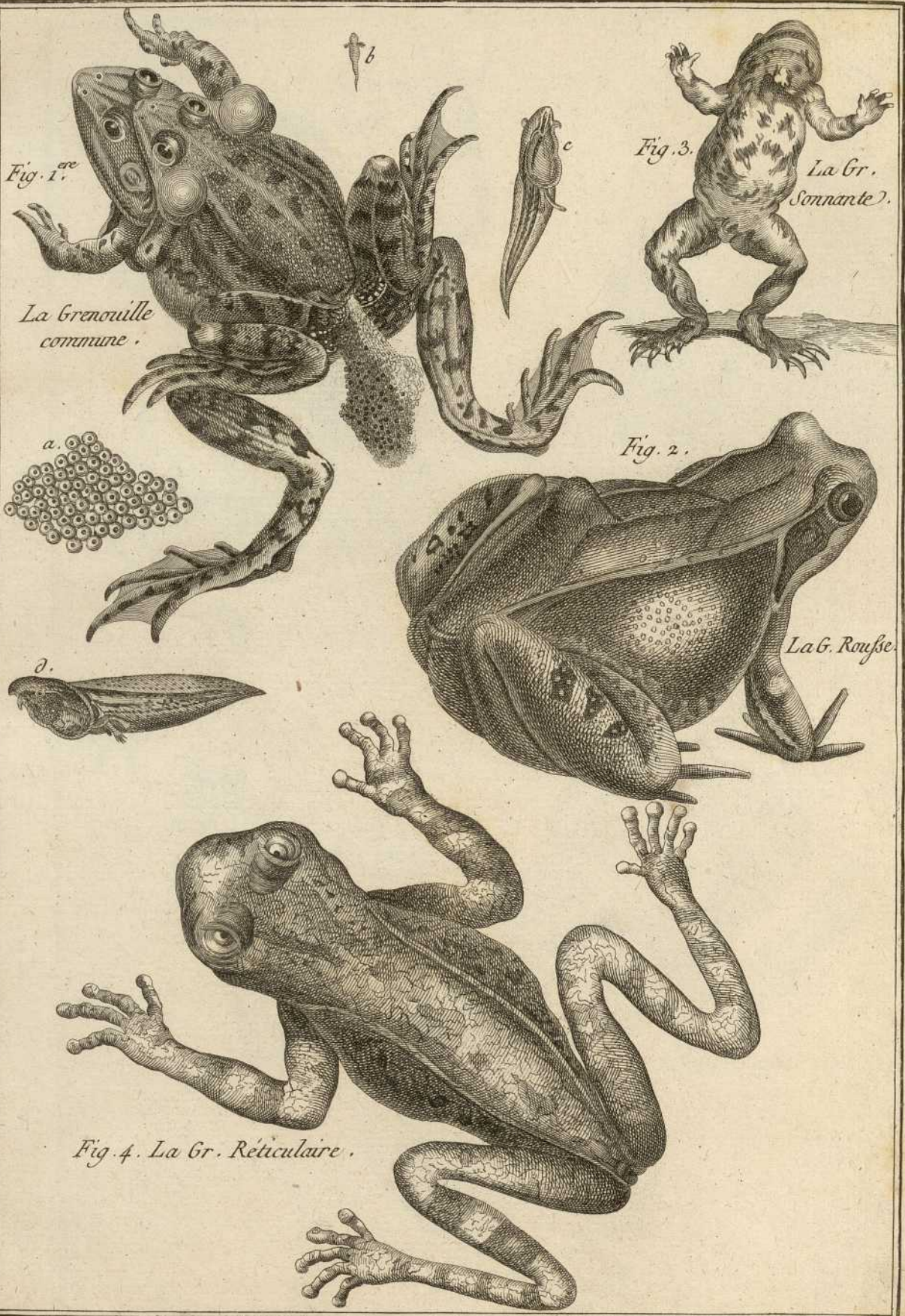


Fig. 1.

La Grenouille commune.

Fig. 3.

La Gr. Sonnante.

Fig. 2.

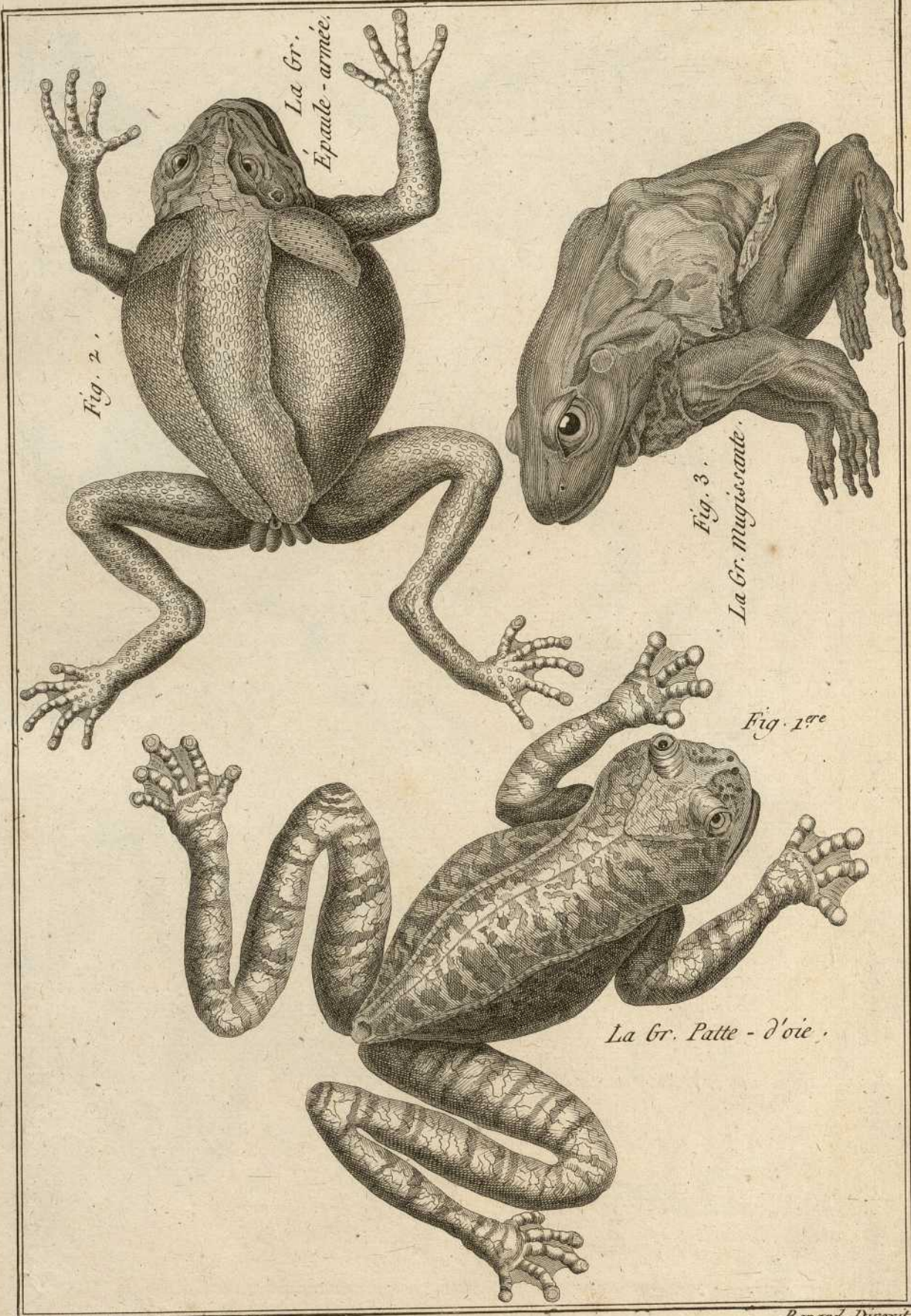
La G. Rouffe.

Fig. 4. La Gr. Reticulaire.

Fig 1

Fig 2

Fig. 3.





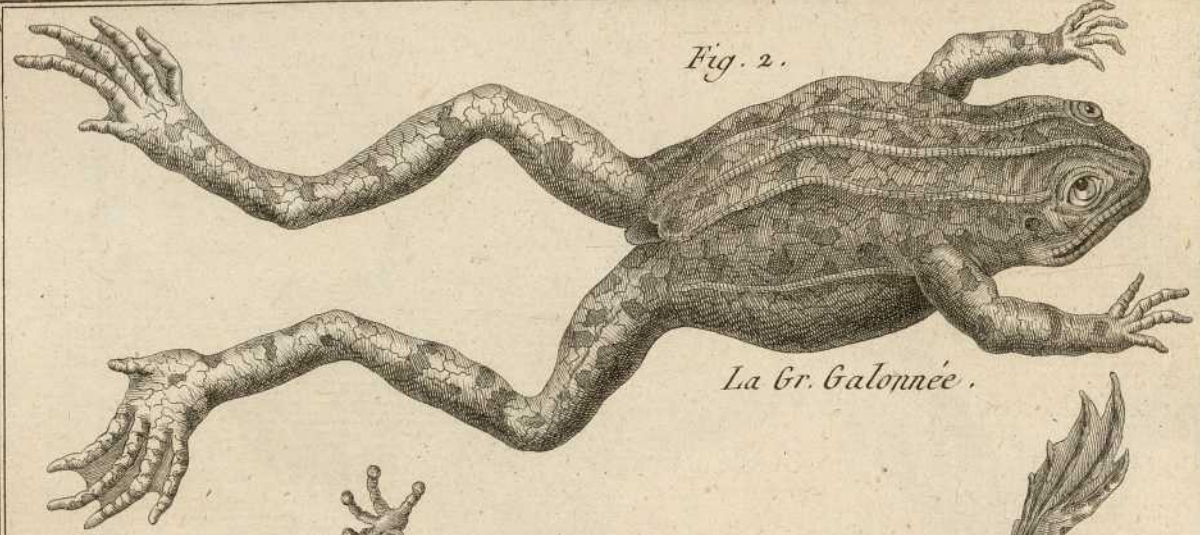


Fig. 2.

La Gr. Galonnée.



Fig. 5.

La Raine Verte.



Fig. 3.

La Gr. Pit-pit.

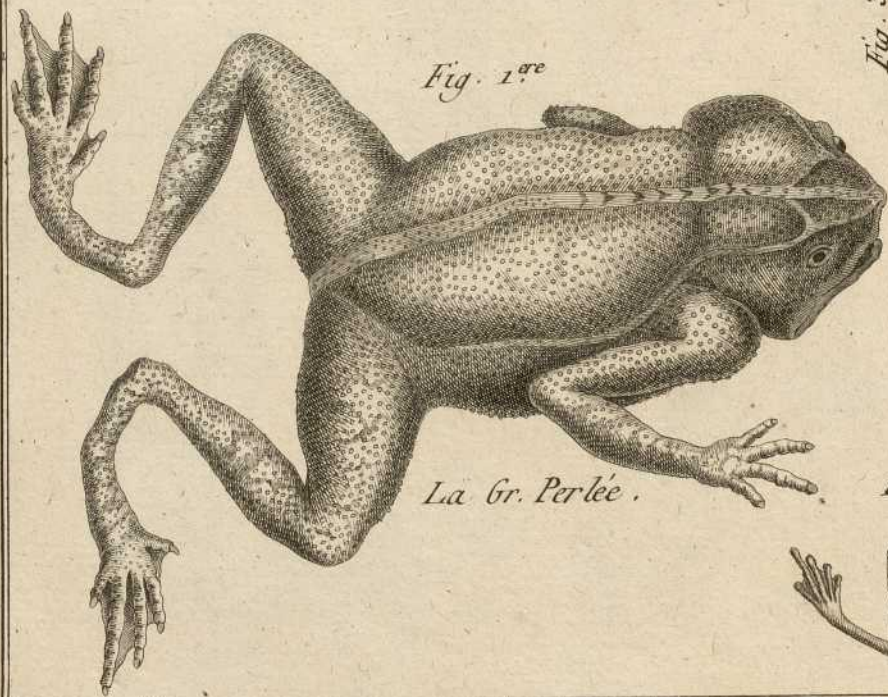


Fig. 1<sup>re</sup>

La Gr. Perlée.



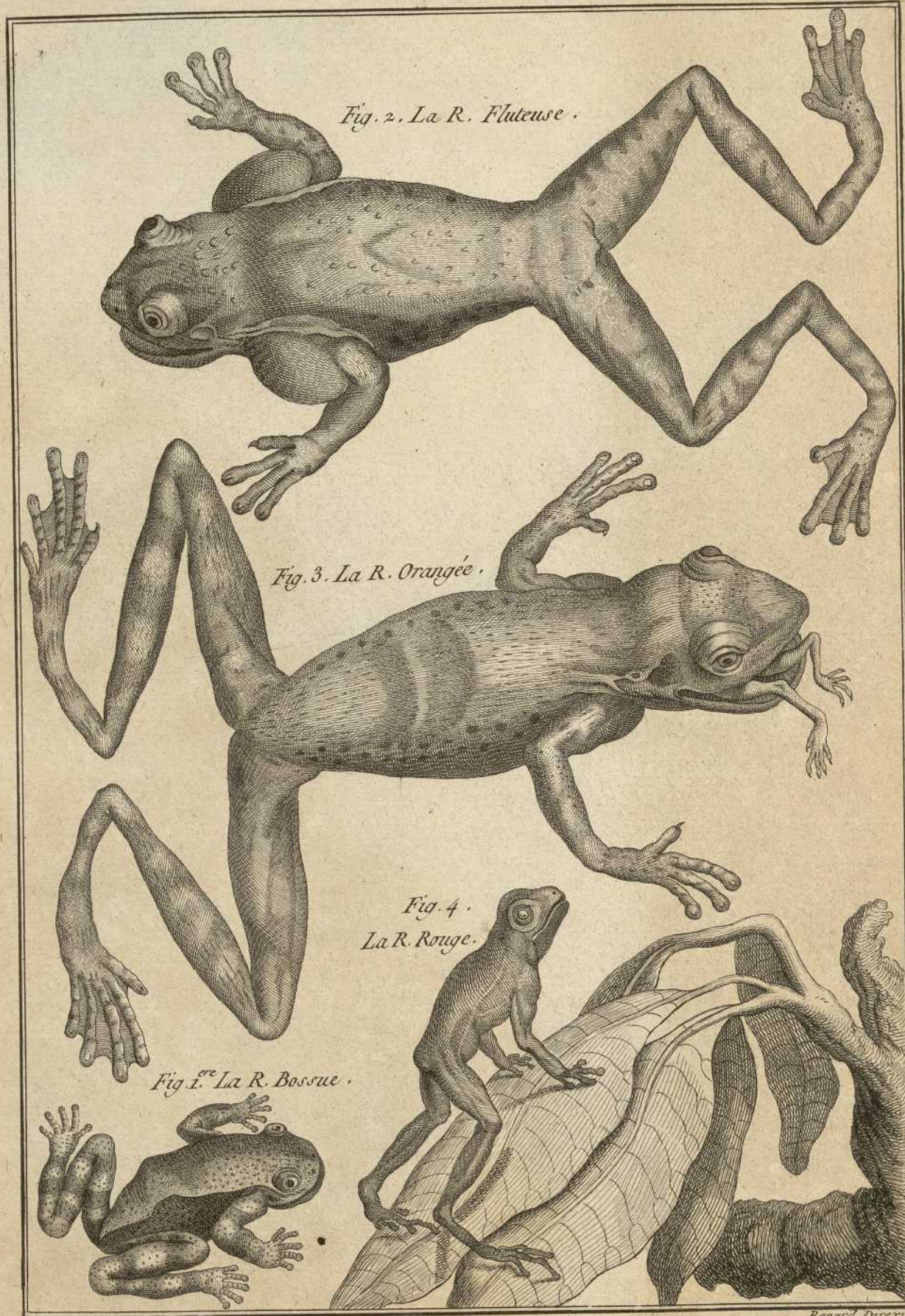
Fig. 4.

La Gr. Tachetée.

Bonard Delincent.








*Fig. 2. La R. Fluteuse.*

*Fig. 3. La R. Orangée.*

*Fig. 4. La R. Rouge.*

*Fig. 1. La R. Bossue.*

Bonard Duxat.



19

THE END OF THE WORLD

Fig. 1<sup>re</sup>  
Le Crapaud commun.



Fig. 6.



Le C.  
couleur de  
Feu B.

Fig. 5.



Le C. couleur  
de Feu A.

Fig. 3. Le C. Brun.




Fig. 7.



Le C. Boscu.


Fig. 4. Le C. Calamite.



Fig. 2. Le C.  
Rayon vert.



Benard Duxoit.



*Faint vertical text, possibly a signature or date.*

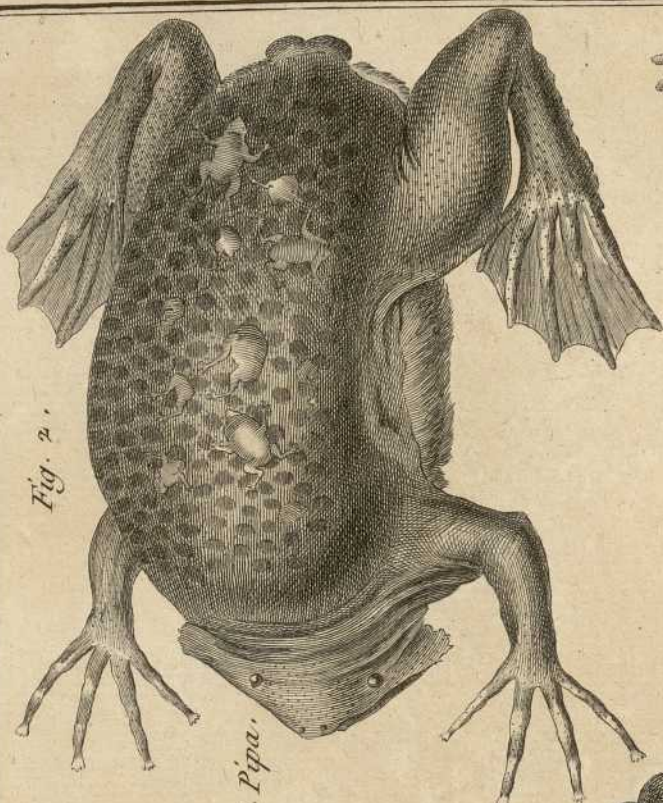


Fig. 2.

Le C. Pipa.



Fig. 5.

Le C. Marbre.




Fig. 1ere

Le C. Pustulaire.

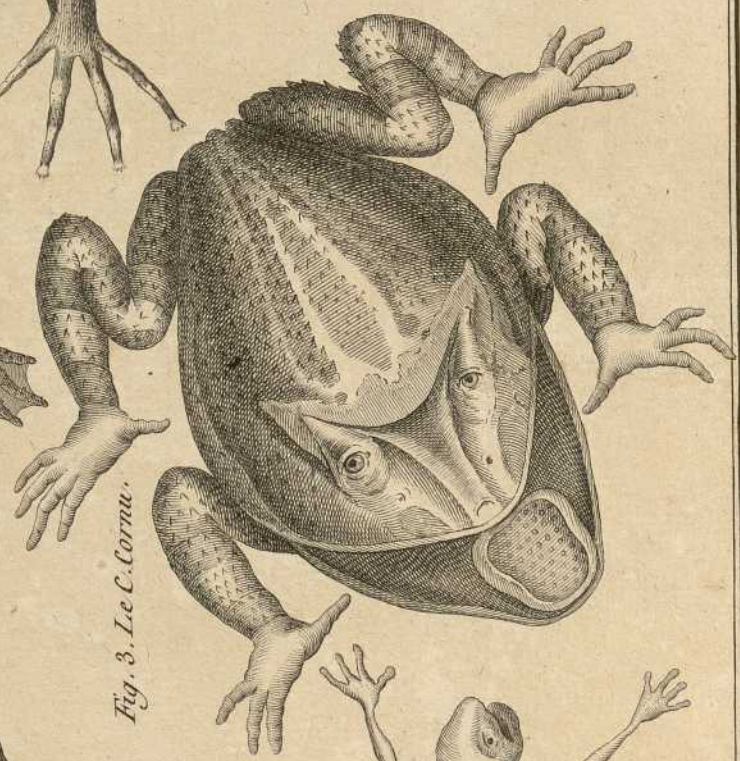


Fig. 3. Le C. Cornu.



Fig. 4.

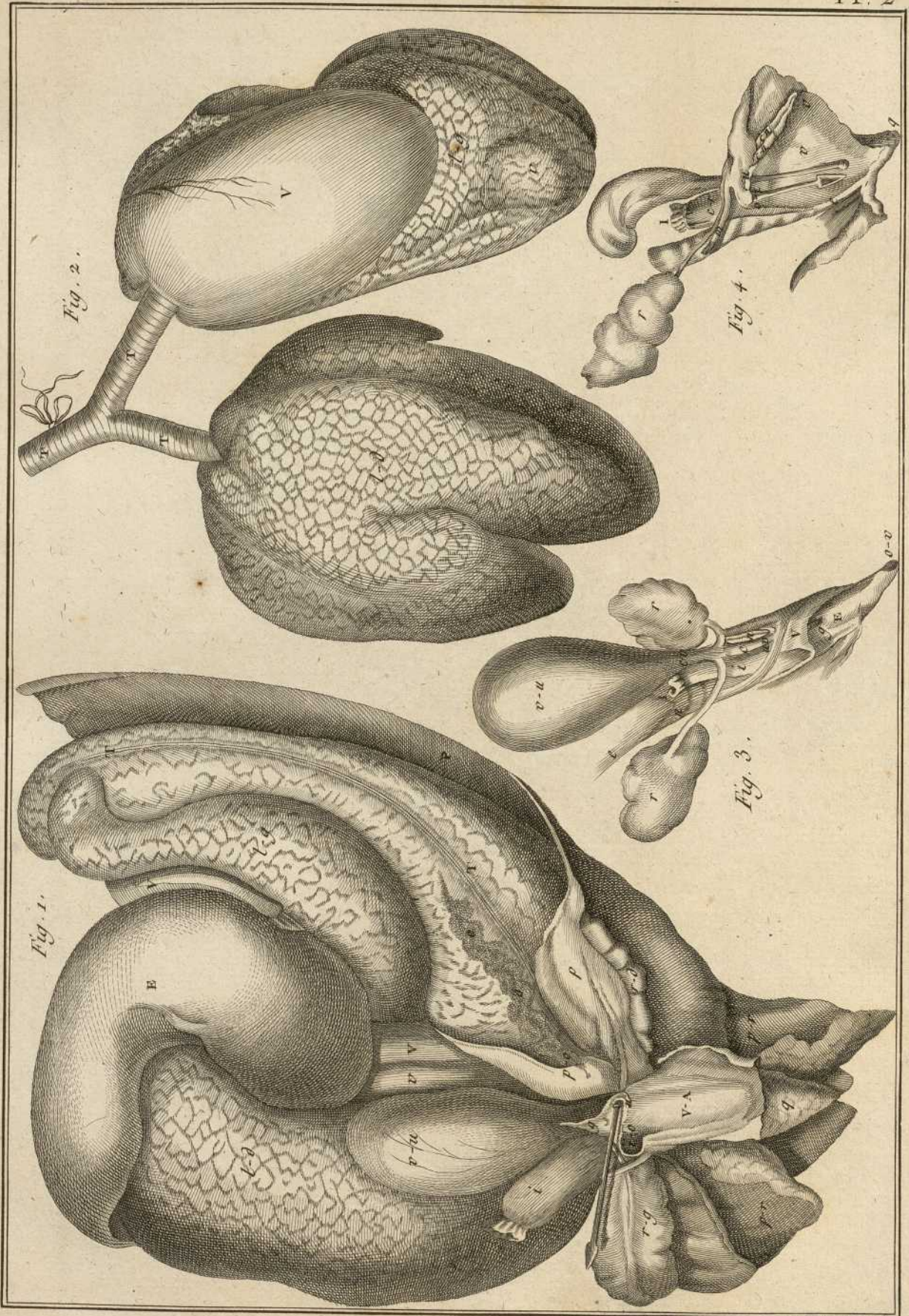
Le C. Agua.





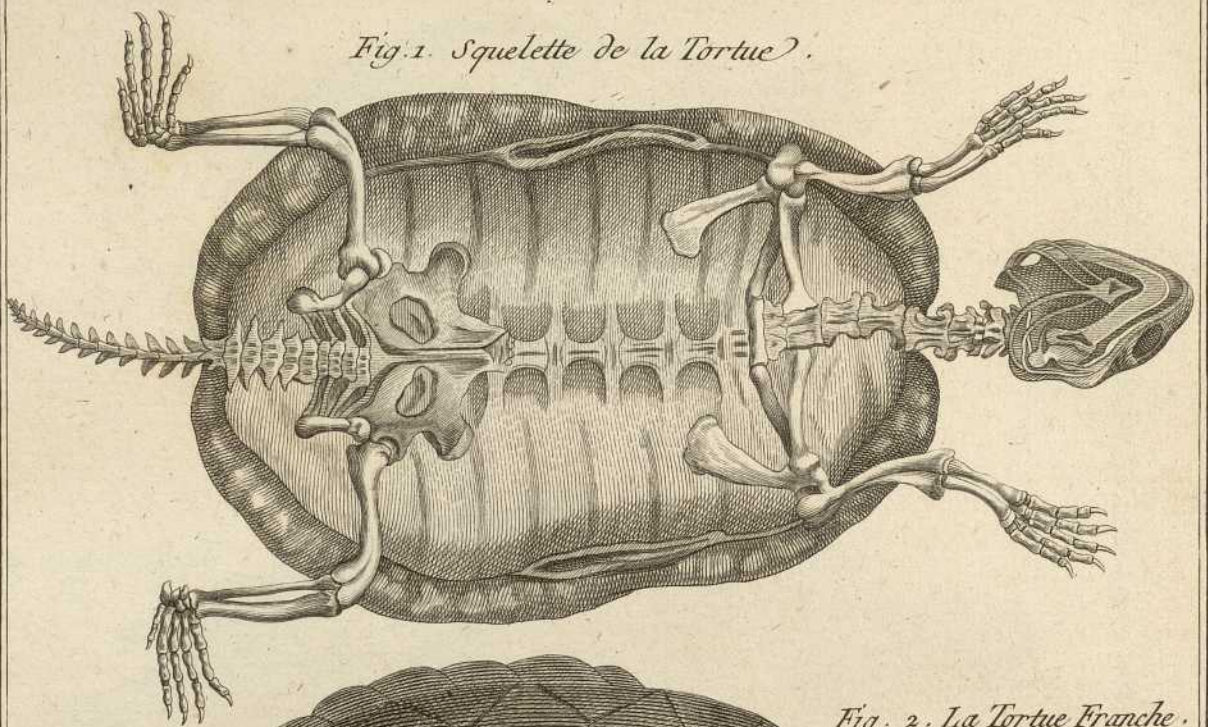










*Fig. 1. Squelette de la Tortue.*




*Fig. 2. La Tortue Franche.*



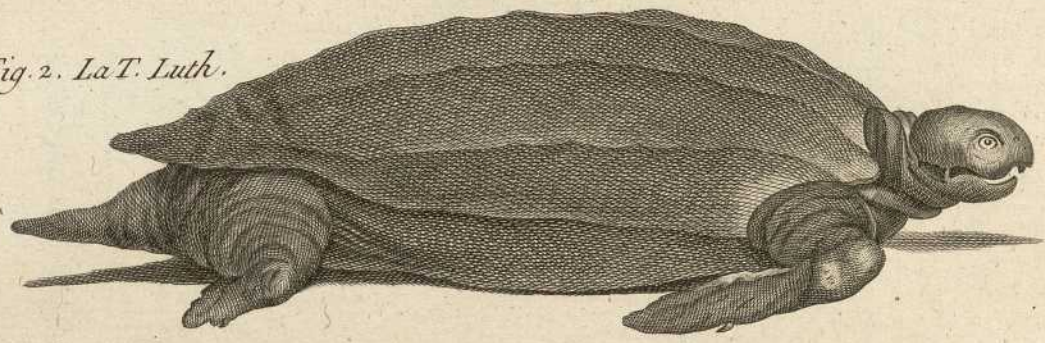
*Fig. 3. La T. Nasicorne.*



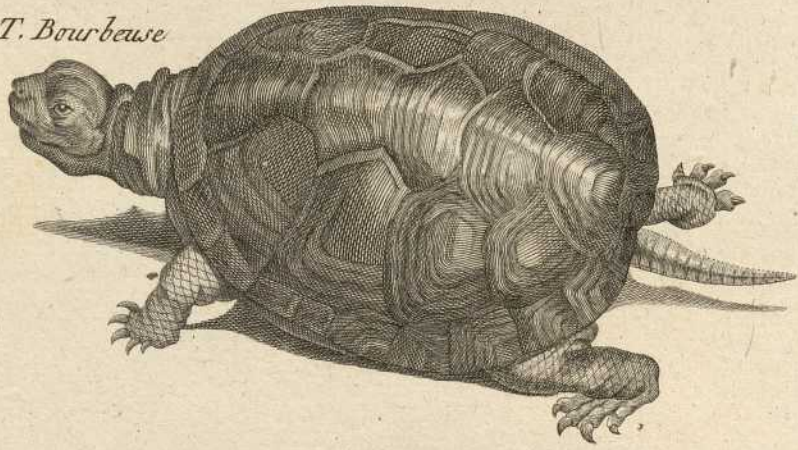





*Fig. 1<sup>re</sup> La T. Caret.*



*Fig. 2. La T. Luth.*



*Fig. 3. La T. Bourbeuse*



*Fig. 4. La T. Ronde.*





Fig. 1<sup>ere</sup>



La Tortue Rougeatre.

Fig. 2. La T. Jaune.




Fig. 3. La T. Molle.

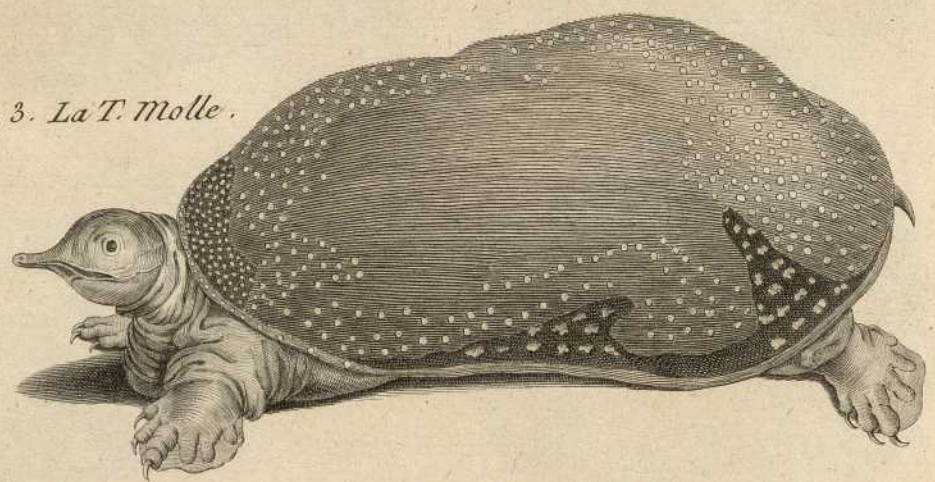



Fig. 4. La T. Grecque.








Fig. 1.<sup>re</sup> La Tortue Géométrique.

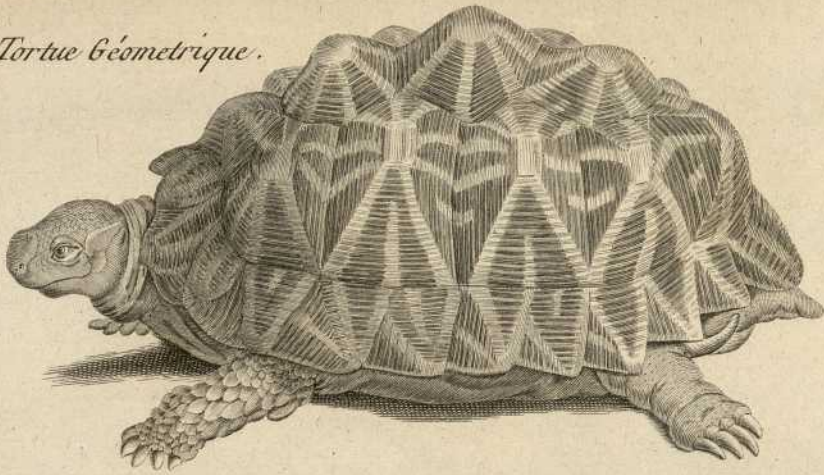


Fig. 2. La T. Raboteuse.




Fig. 3. La T. Vermillon.

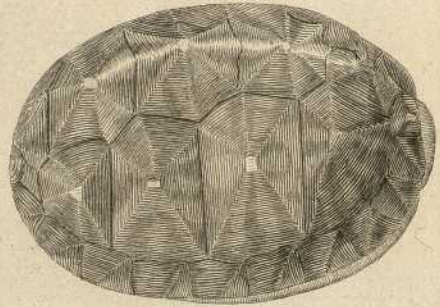


Fig. 4. La T. Chagrinée.

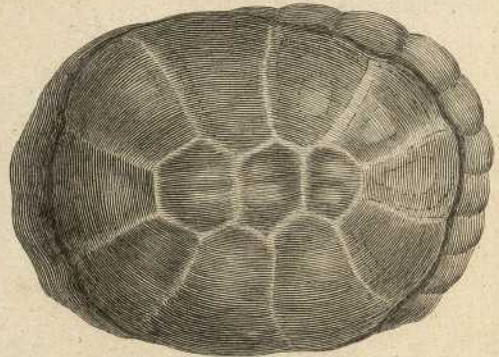
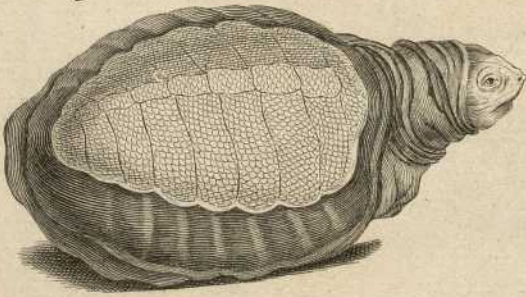



Fig. 6. La T. Noiratre.

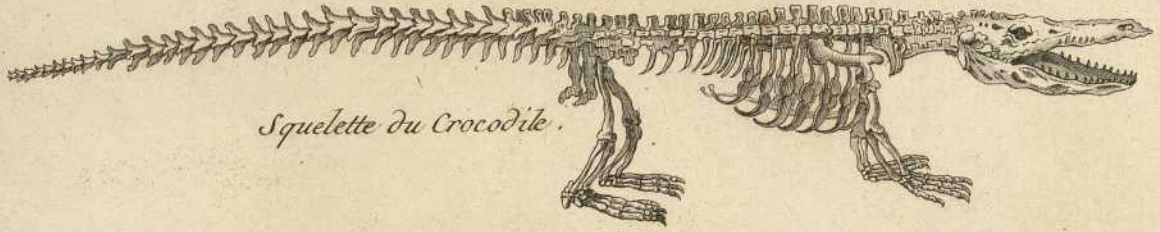
Fig. 5. La T. Roussatre.



Benard Direscit

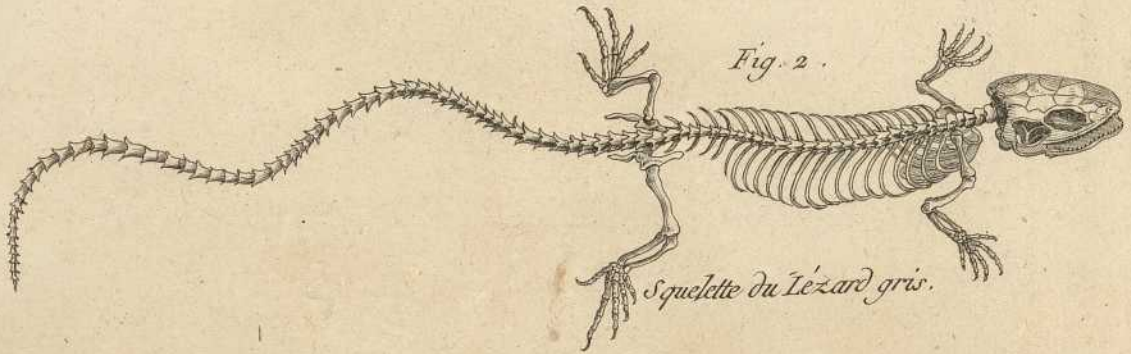


Fig. 1<sup>re</sup>



Squelette du Crocodile.

Fig. 2.



Squelette du Lézard gris.

Fig. 3. Le Crocodile.

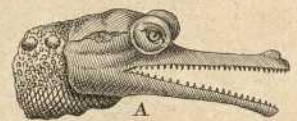
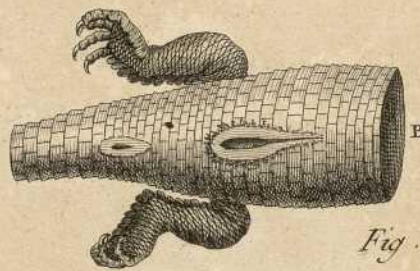




Fig. 4.



Le Gavia.

Benard Directeur.






Fig. 1. Le Cayman  
Lézard - Crocodile.

Fig. 2.






Fig. 2.

Le L. Dragonne.

Fig. 4.

Le L. Tupinambis.

Fig. 1<sup>re</sup>

Le L. Fouette - Queue.

Fig. 3. a. l'ignaricu.







Fig. 1. Le L. Sourcilleux.




Fig. 2. Le L. Tête-fourchue.




Fig. 4. Le L. Cornu.




 Dent de ce Lézard grande comme nature.



Fig. 3. Le L. Iguane.







*Fig. 1.<sup>re</sup> Le L. Basilic .*

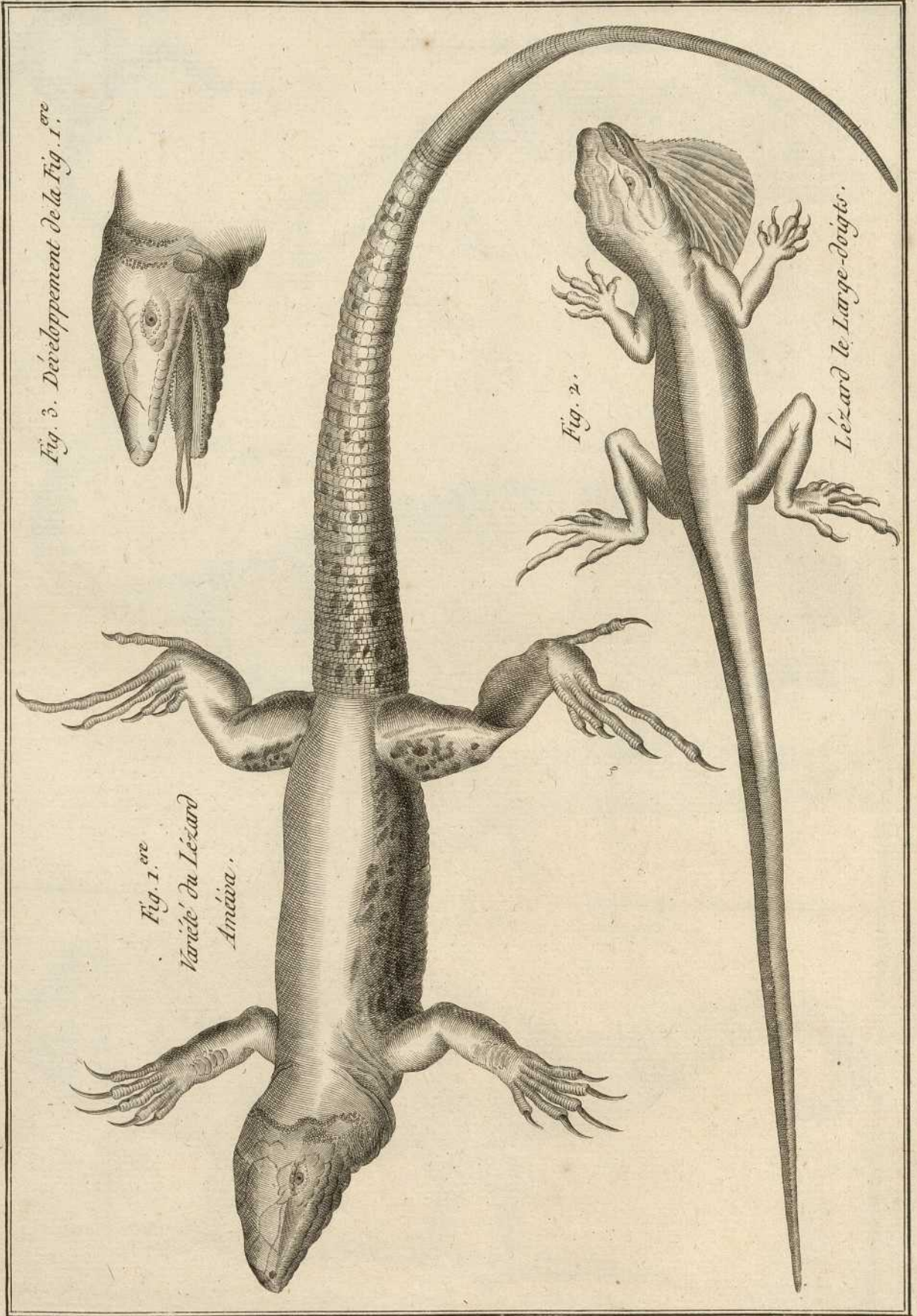
*Fig. 2. Le L. Porte - Crête.*

*Fig. 3. Le L. Agame .*










*Fig. 3. Développement de la Fig. 1.ère*

*Fig. 1.ère  
Variété du Lézard  
Amia.*

*Fig. 2.*

*Lézard le Large-doigts.*





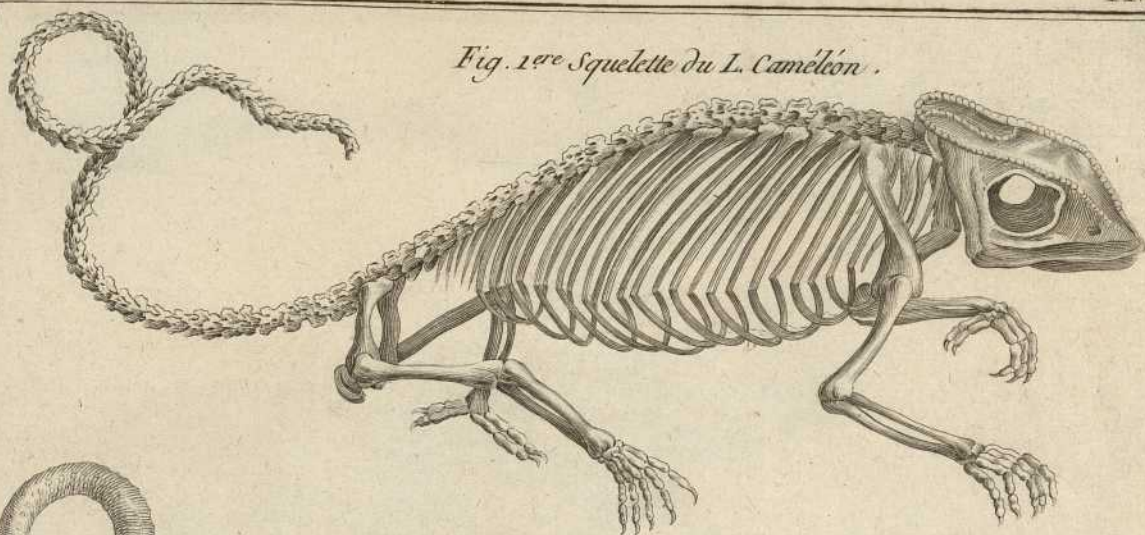
*Fig. 1. Specimen du L. Caninus*

*Fig. 2. L. Caninus*

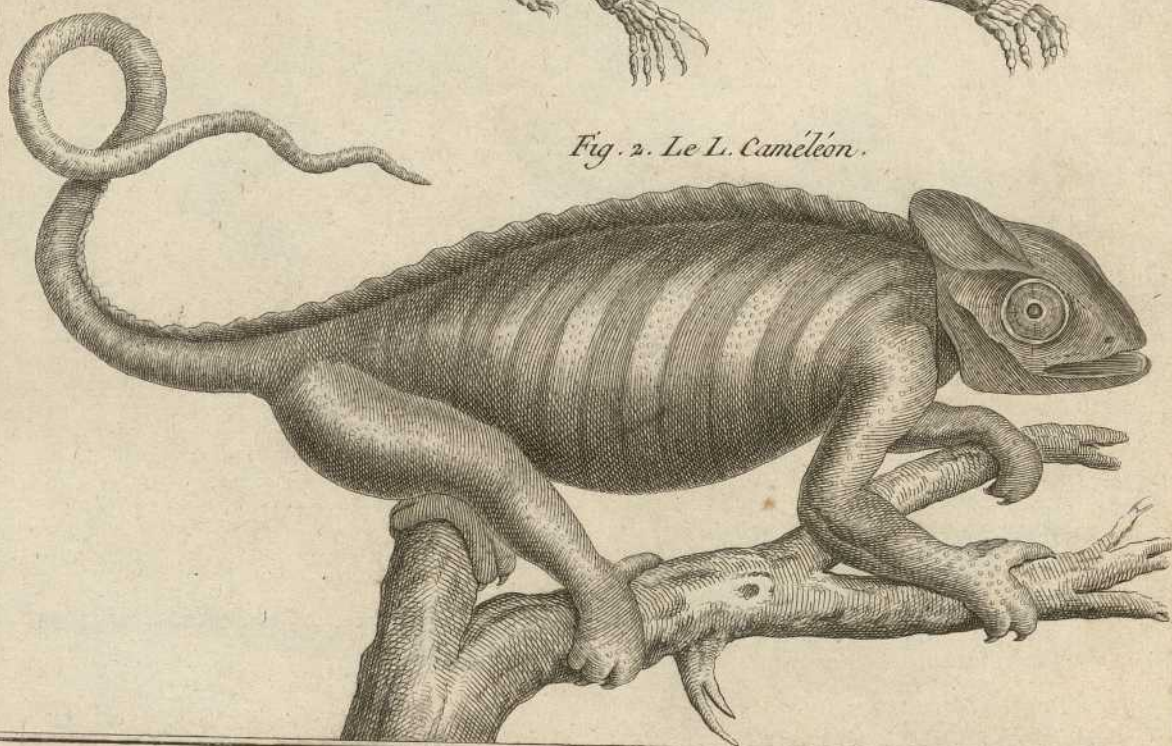
*Fig. 3. L. Caninus*

*PLATE I. CANINE*

*Fig. 1<sup>re</sup> Squelette du L. Caméléon.*



*Fig. 2. Le L. Caméléon.*



*Fig. 3. Le L. Caméléon du Cap de Bonne-Espérance.*

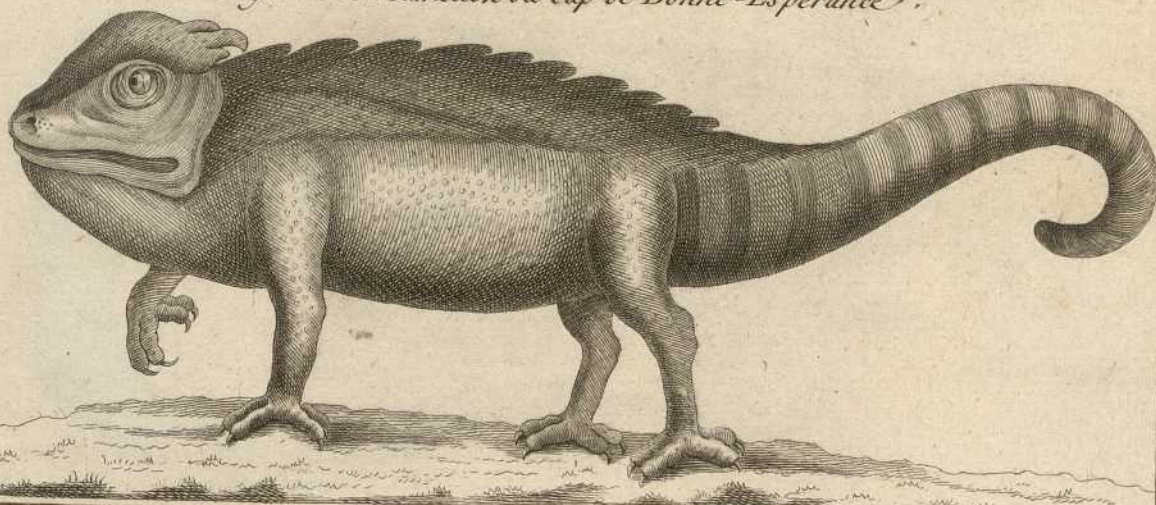




Fig. 2. Le L. Queue - bleue.



Fig. 1<sup>re</sup> Le L. Azuré.



Fig. 3. Le L. Grison.



Fig. 4. Le L. Stellion.






Fig. 5.

Le L. Scinque.





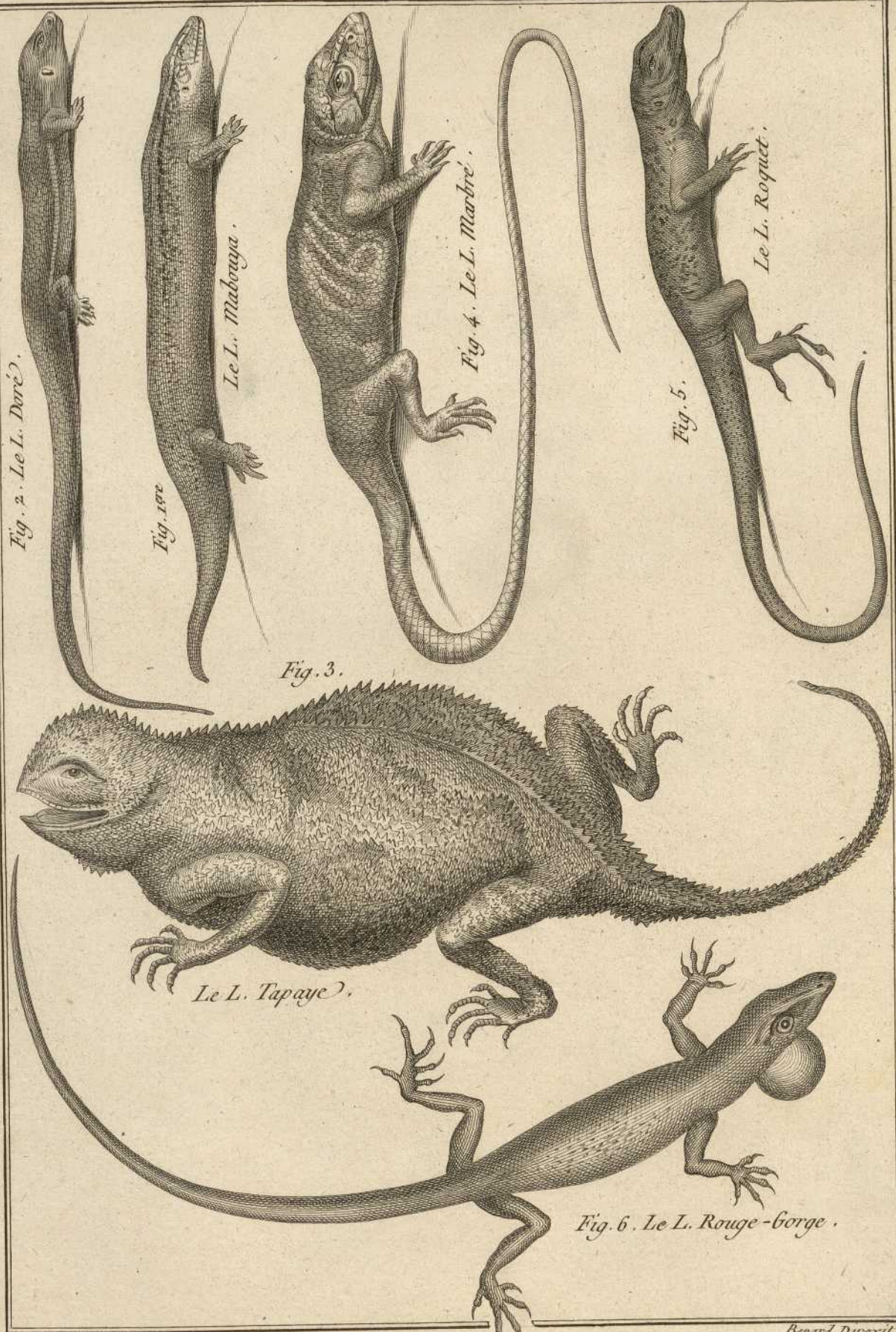


Fig. 2. Le L. Doré.

Fig. 3. Le L. Mabouya.

Fig. 3.

Fig. 4. Le L. Marbre.

Fig. 5. Le L. Roquet.


Le L. Tapaye.

Fig. 6. Le L. Rouge-Gorge.


1800 - 1801

1802 - 1803

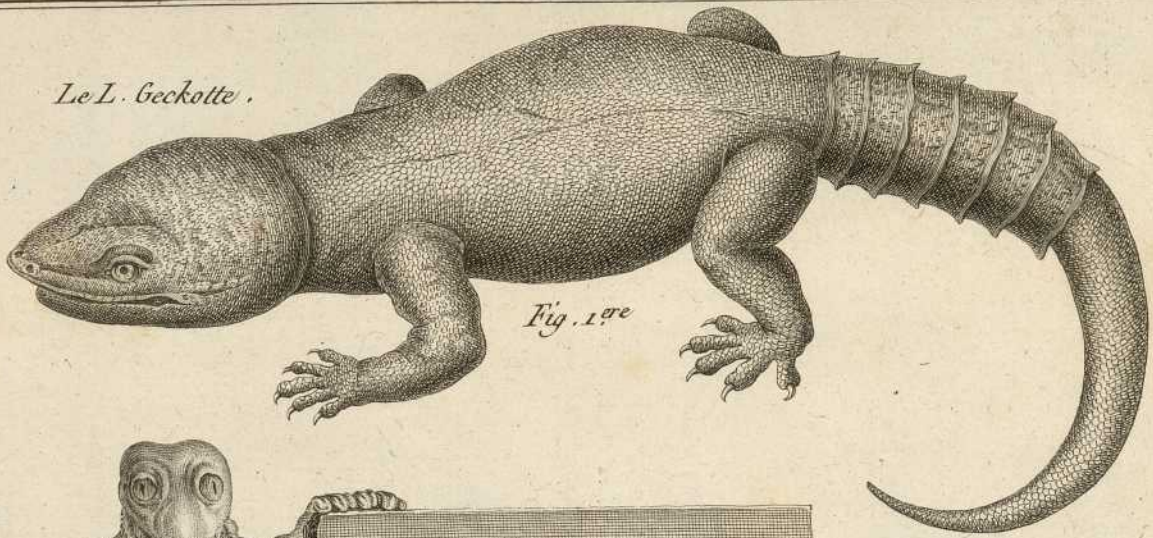
1804 - 1805







*Le L. Geckotte.*



*Fig. 1<sup>re</sup>*



*Fig. 2. Le L. Tête-plate.*



*Fig. 3 grandeur de nature.*

*Fig. 4 b.*




*La S. à Queue-plate femelle.*

*Fig. 4 a.*




*La S. à Queue-plate mâle.*

*Fig. 3. La Salamandre.*



*Bernard Dorez del.*



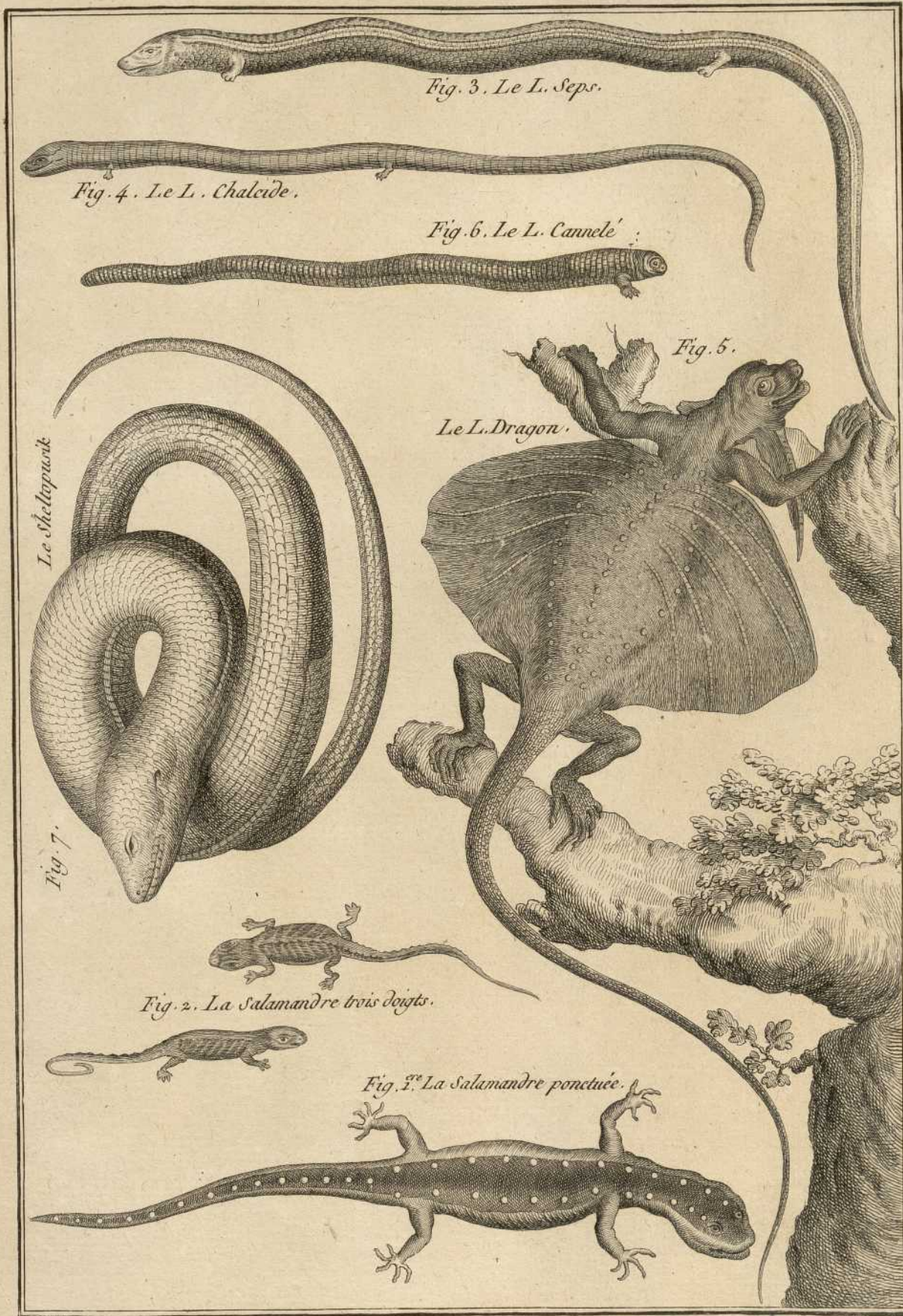


Fig. 3. Le L. Seprs.

Fig. 4. Le L. Chalcide.

Fig. 6. Le L. Cannele' ;

Fig. 5.

Le L. Dragon.

Le Steltopusnik

Fig. 7.

Fig. 2. La Salamandre trois doigts.

Fig. 1<sup>re</sup>. La Salamandre ponctuée.



THE UNIVERSITY OF CHICAGO PRESS

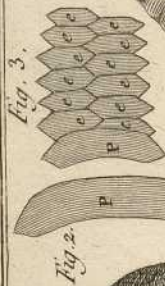
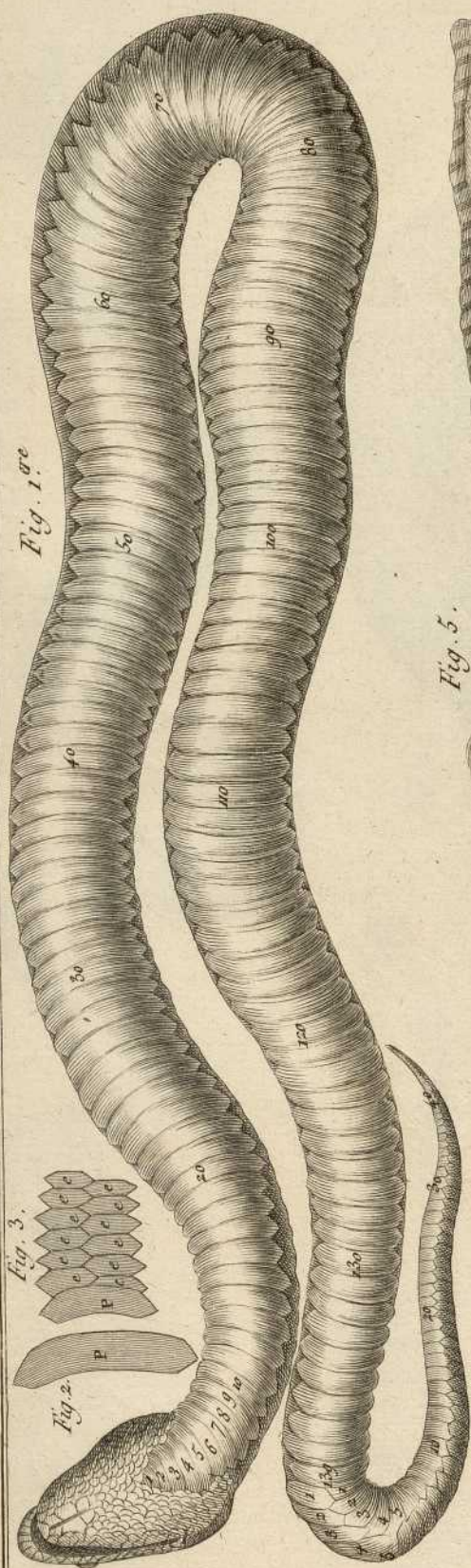
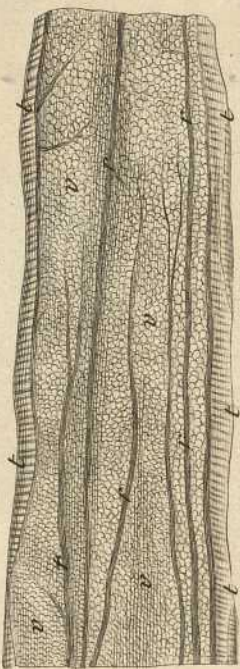
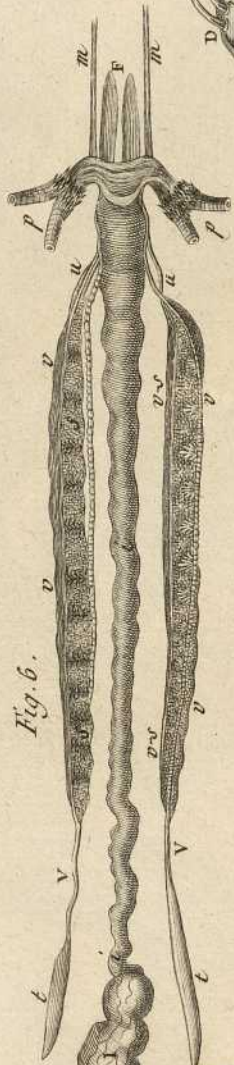
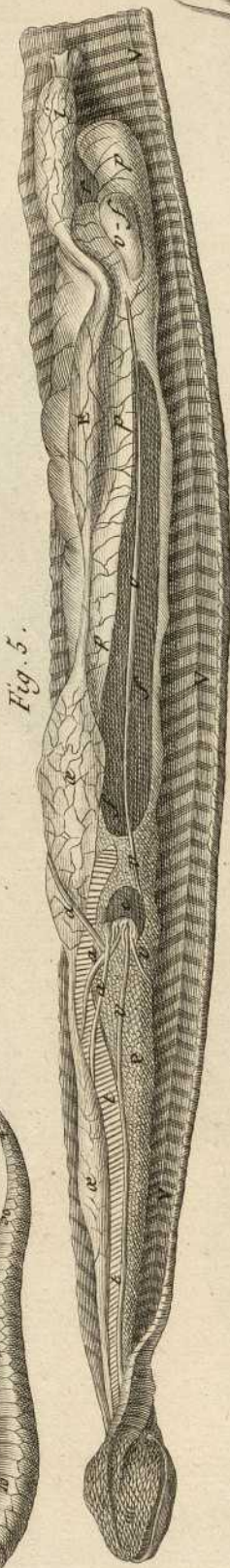
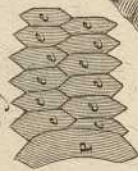


Fig. 3.





1<sup>er</sup> Genre  
Crotale.

Fig. 1<sup>re</sup> Le Millet.


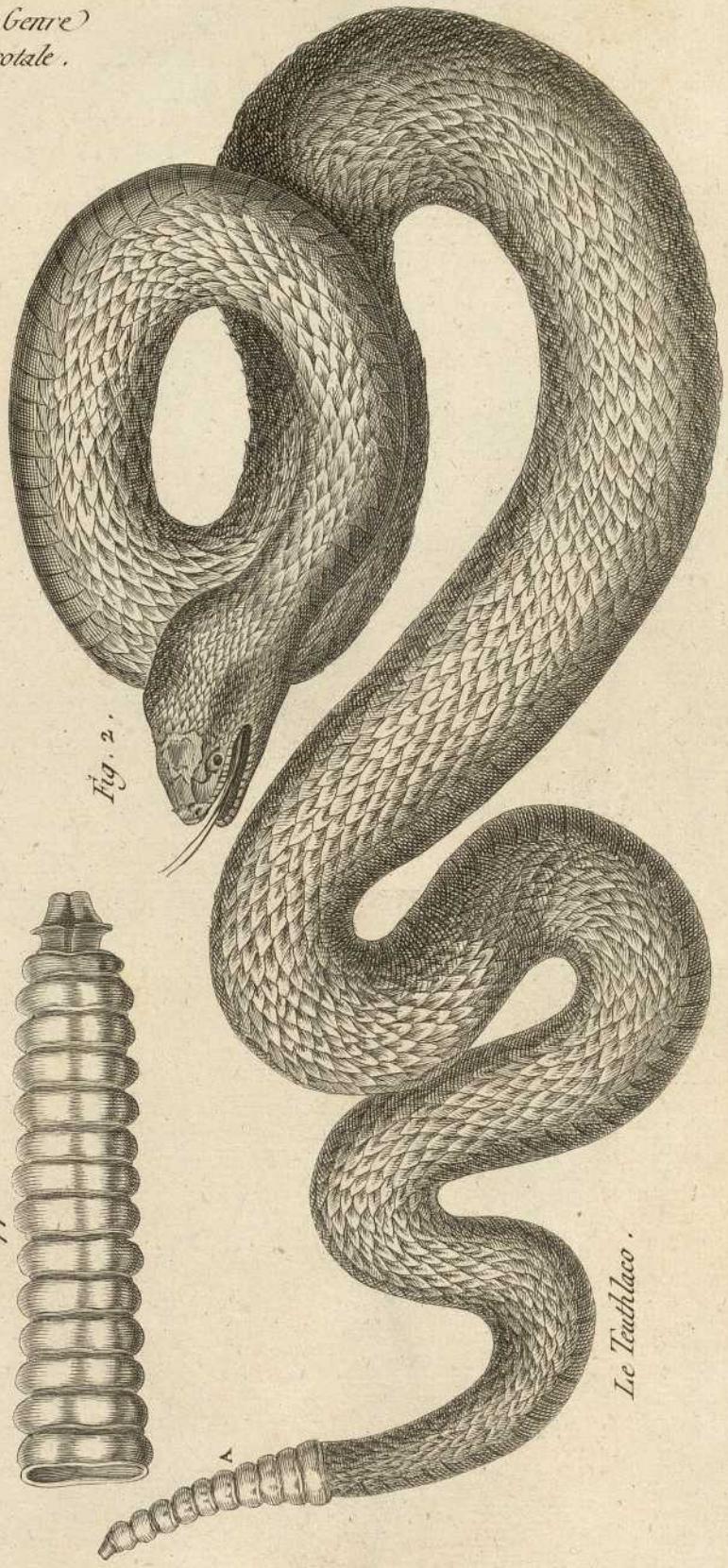
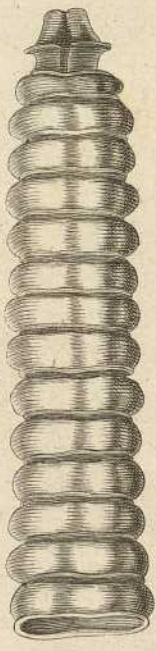


Fig. 2.




Le Teuthlaco.

A développement



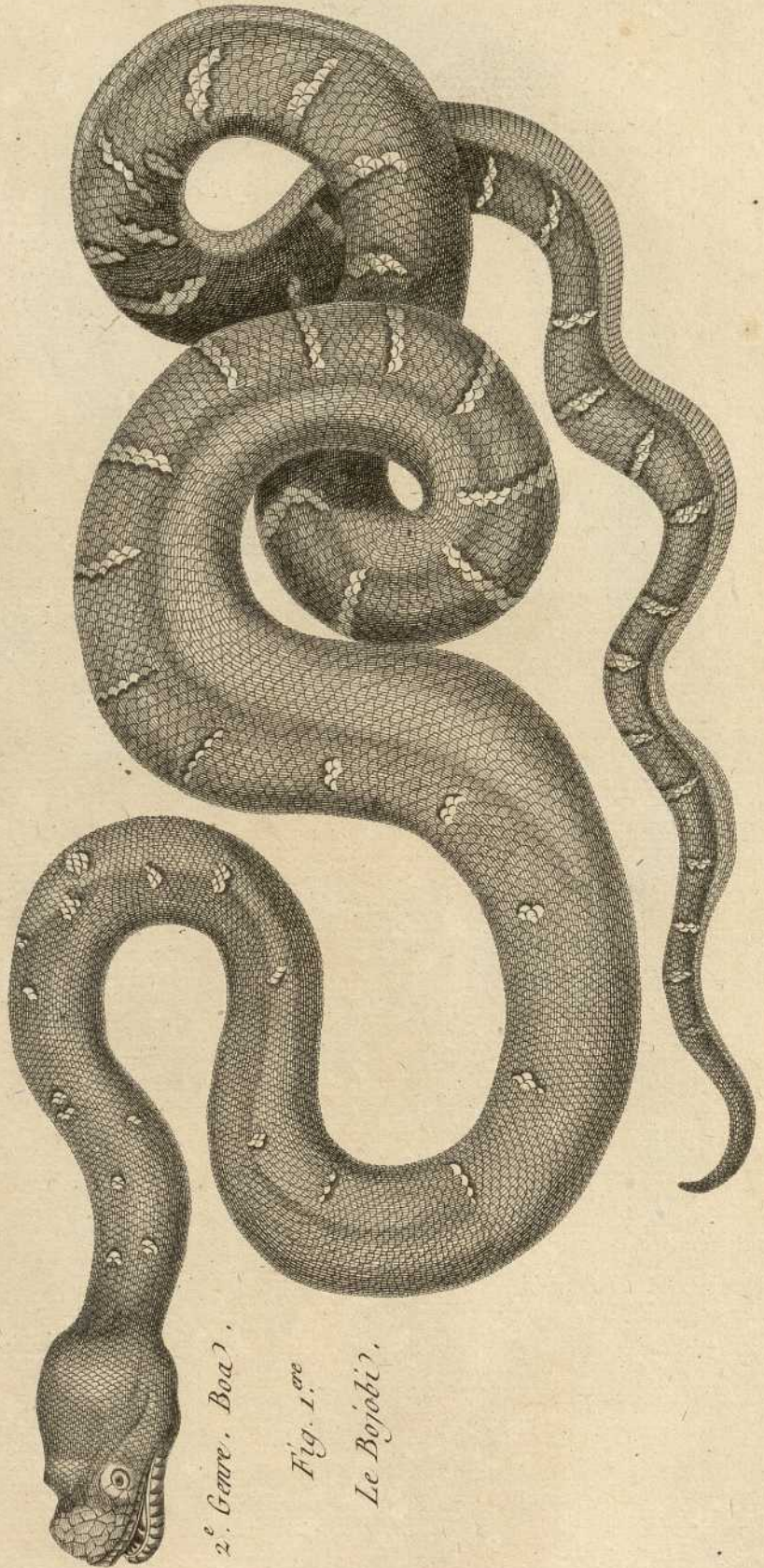

A





1<sup>re</sup> Genre.

Fig. 3. Le Boiquara.




2<sup>e</sup> Genre, Boa.

Fig. 1<sup>re</sup>.

Le Bojubi.





1. Geure.

Fig. 4. Le Muat.

2. Geure.

Fig. 2. Le Parterre.



2<sup>e</sup>. Genre.

Fig. 3.  
Le Tortu.







Fig. 4. L'Hipnale.





THE END OF THE WORLD




2.<sup>e</sup> Genre.

Fig. 5. Le Devin.







2<sup>e</sup>. Genre ) .

*Fig. 7. Le mangeur  
de Chèvres.*

*Fig. 6. Le mangeur de rats.*



3<sup>e</sup>. Genre. Couleuvre.

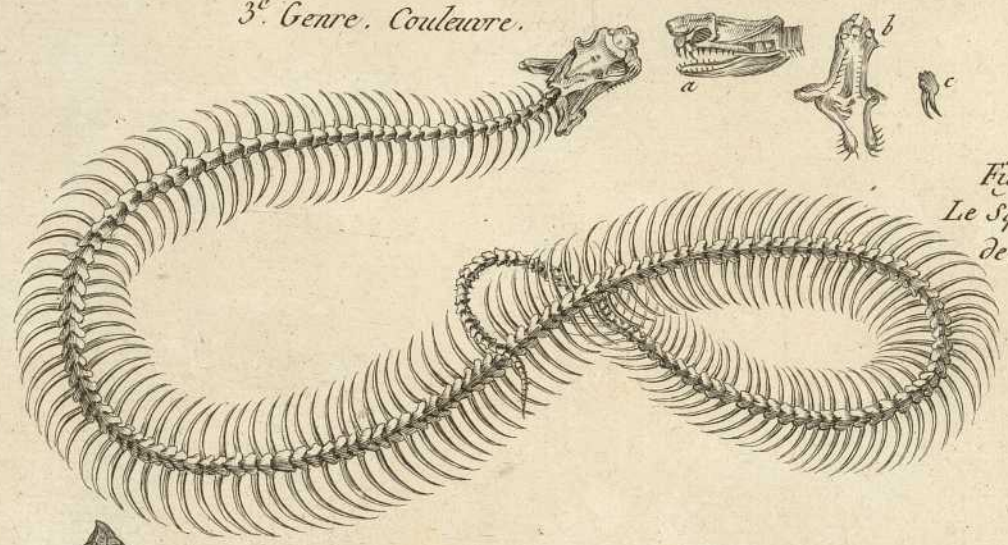



Fig. 1.<sup>ere</sup>  
Le Squelette  
de la Vipere.



N. 2 et 3. La Vipere vue en dessus et en dessous.




Fig. 3.



THE UNIVERSITY OF CHICAGO




L'Encytre

Fig. 8 et dernière du 2. genre.




3. G.<sup>re</sup> Fig. 6.  
Le Céraste, ou  
Serpent Cornu.



3. Genre. Fig. 5.

Le Calemar.

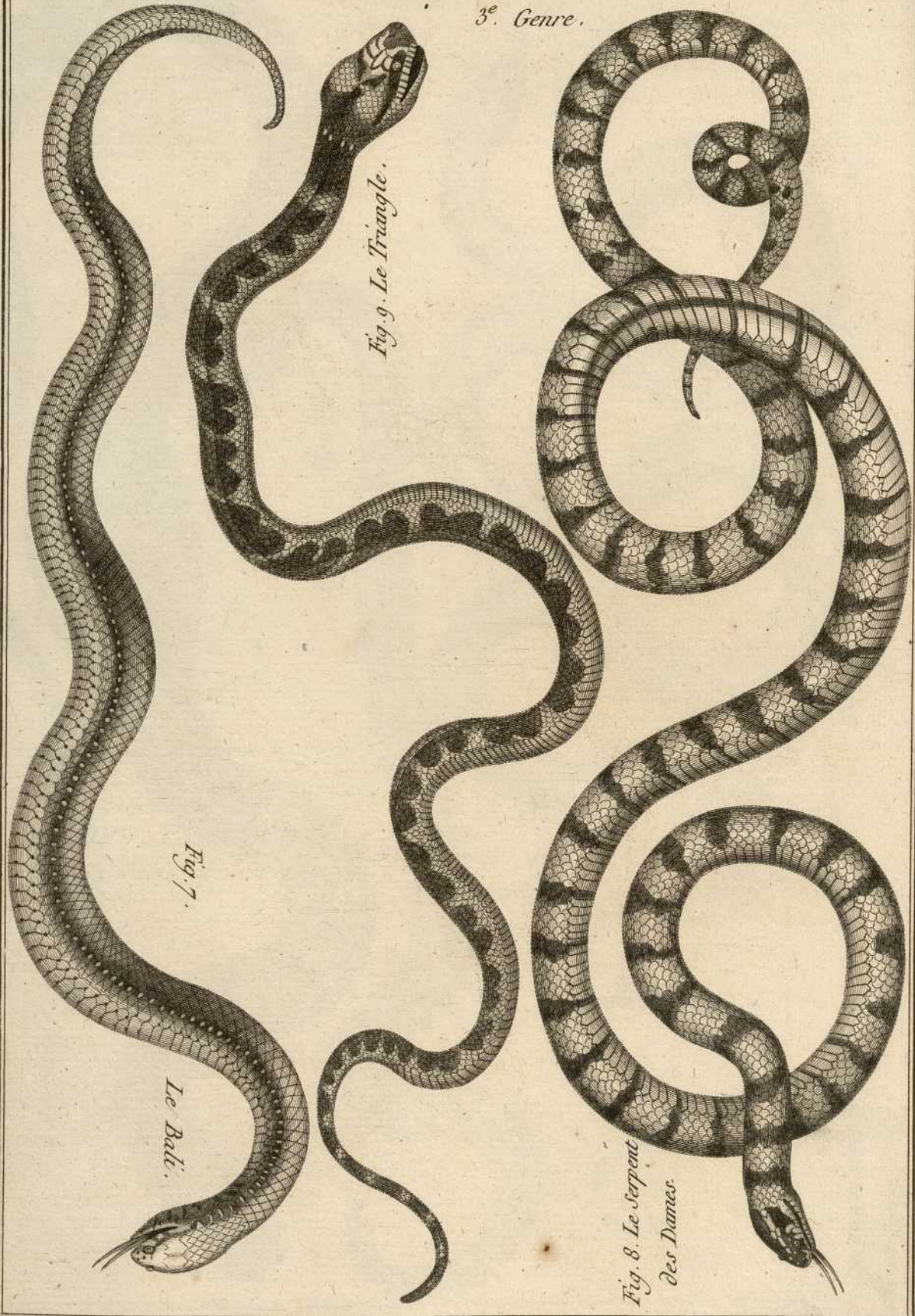


3. Genre. Fig. 4.

L'Atropos.



3<sup>e</sup>. Genre.



*Fig. 9. Le Triangle.*

*Fig. 7.*

*Le Ball.*

*Fig. 8. Le Serpent  
des Dames.*





3<sup>e</sup> Genre.

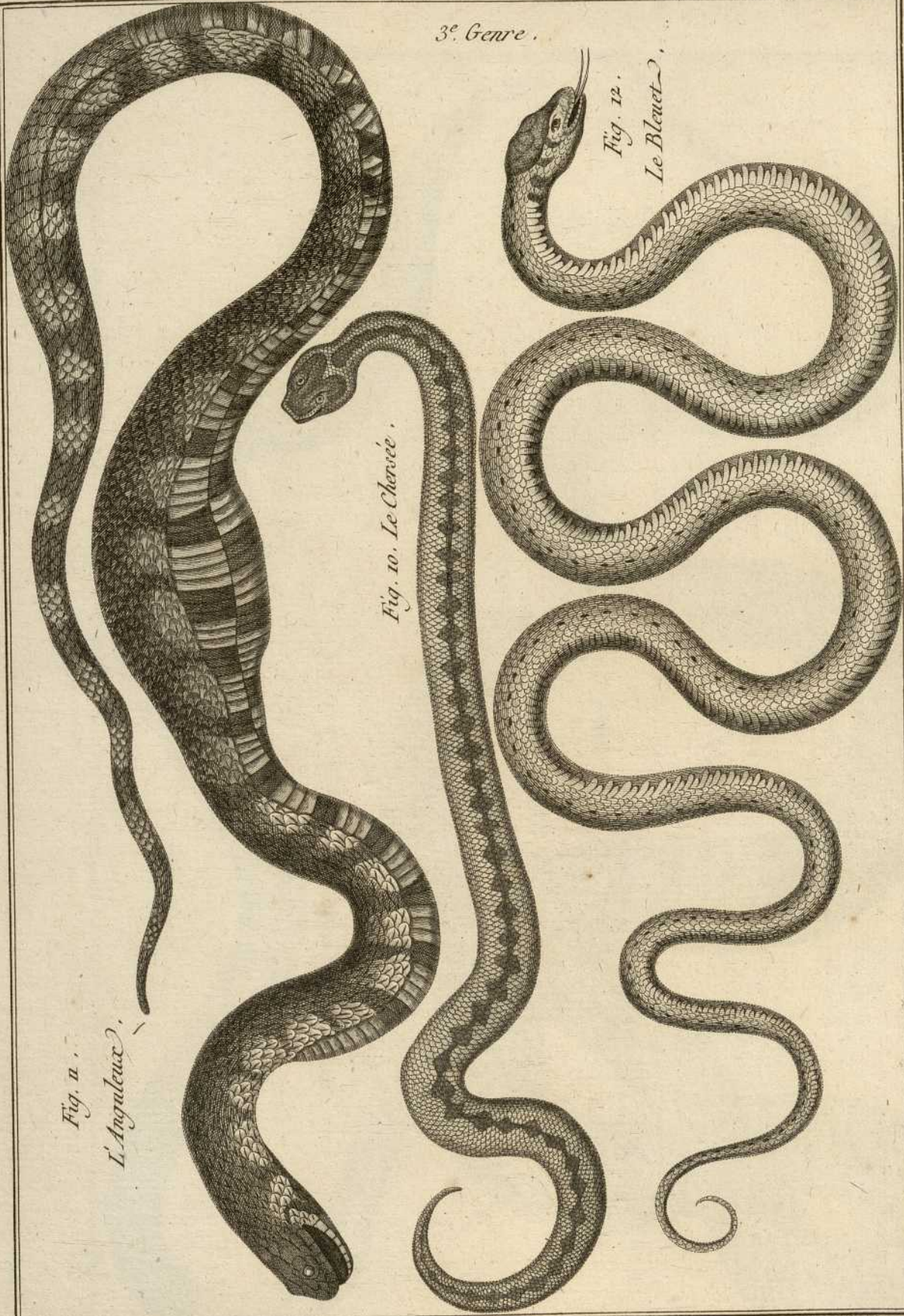


Fig. 9.  
L'Anguileux.

Fig. 10. Le Chevée.

Fig. 12.  
Le Bleuets.





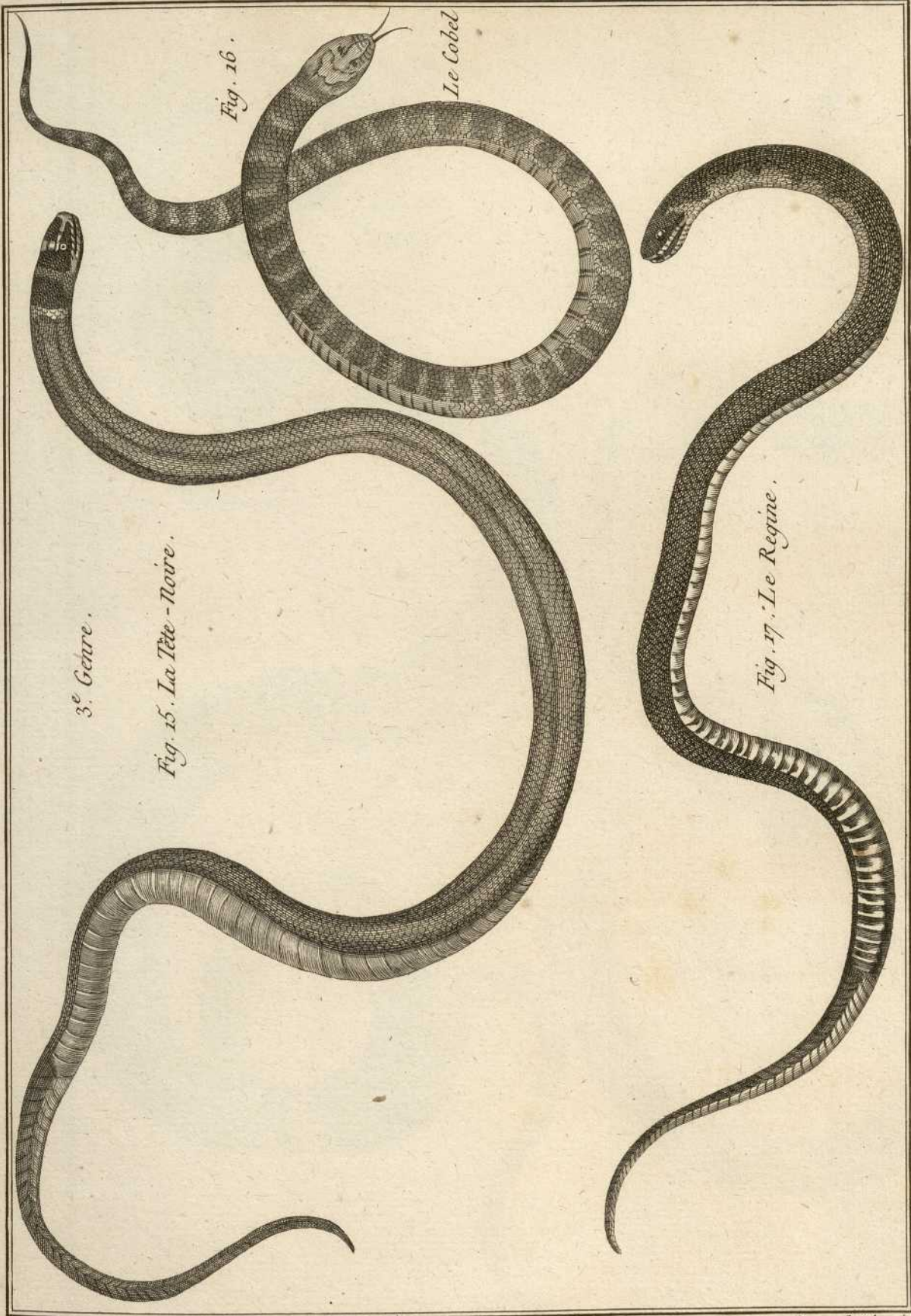


Fig. 13. La Couleuvre Blanche.

Fig. 14.  
Le Vampyrum.

3<sup>e</sup>. Genre.





3<sup>e</sup> Genre.


Fig. 15. La Tête - Noire.

Fig. 16.

Le Cobel

Fig. 17. Le Regine.





3<sup>e</sup> Genre .

Fig. 18.  
L'Ibibe .

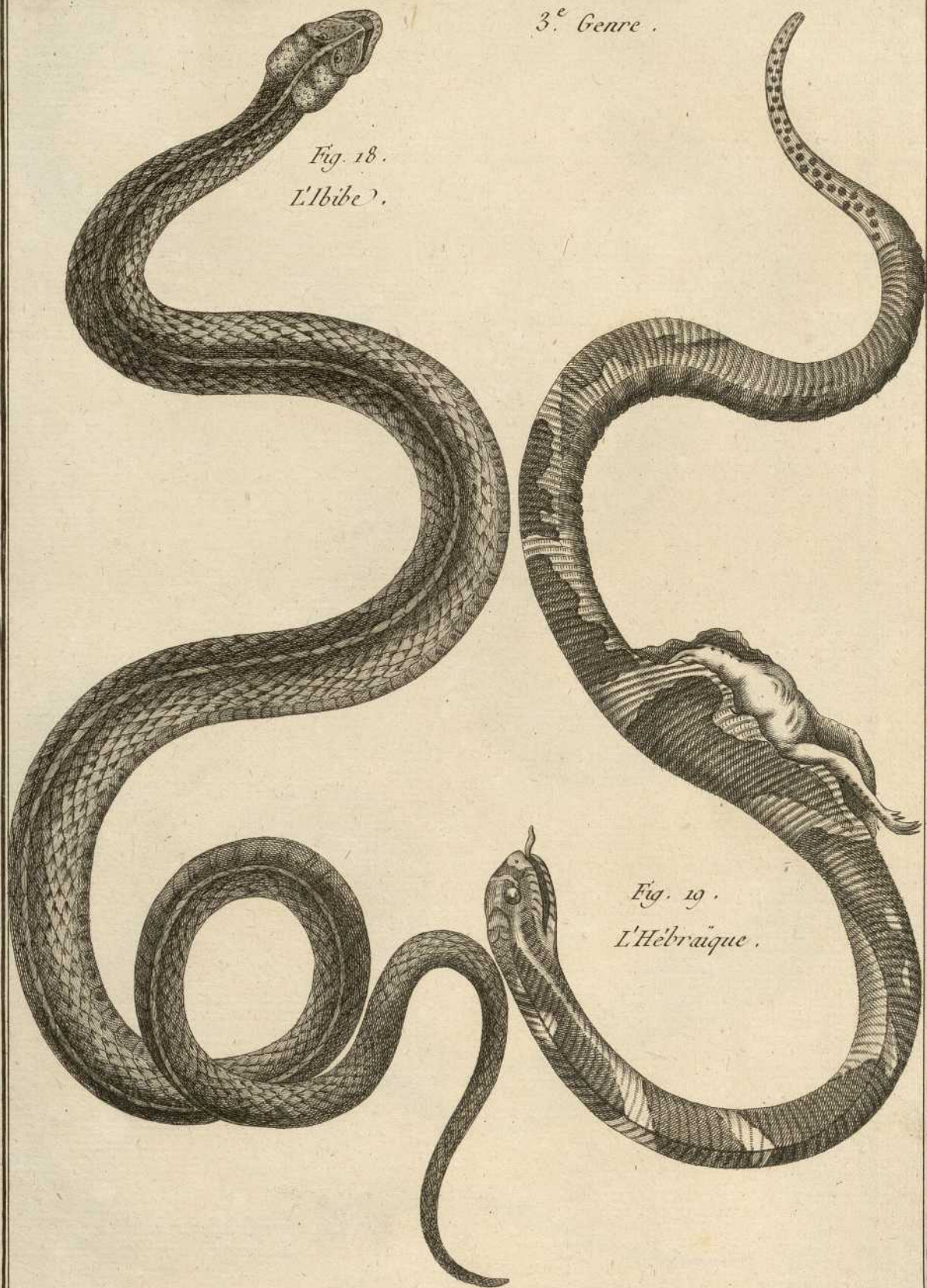



Fig. 19 .  
L'Hebraïque .





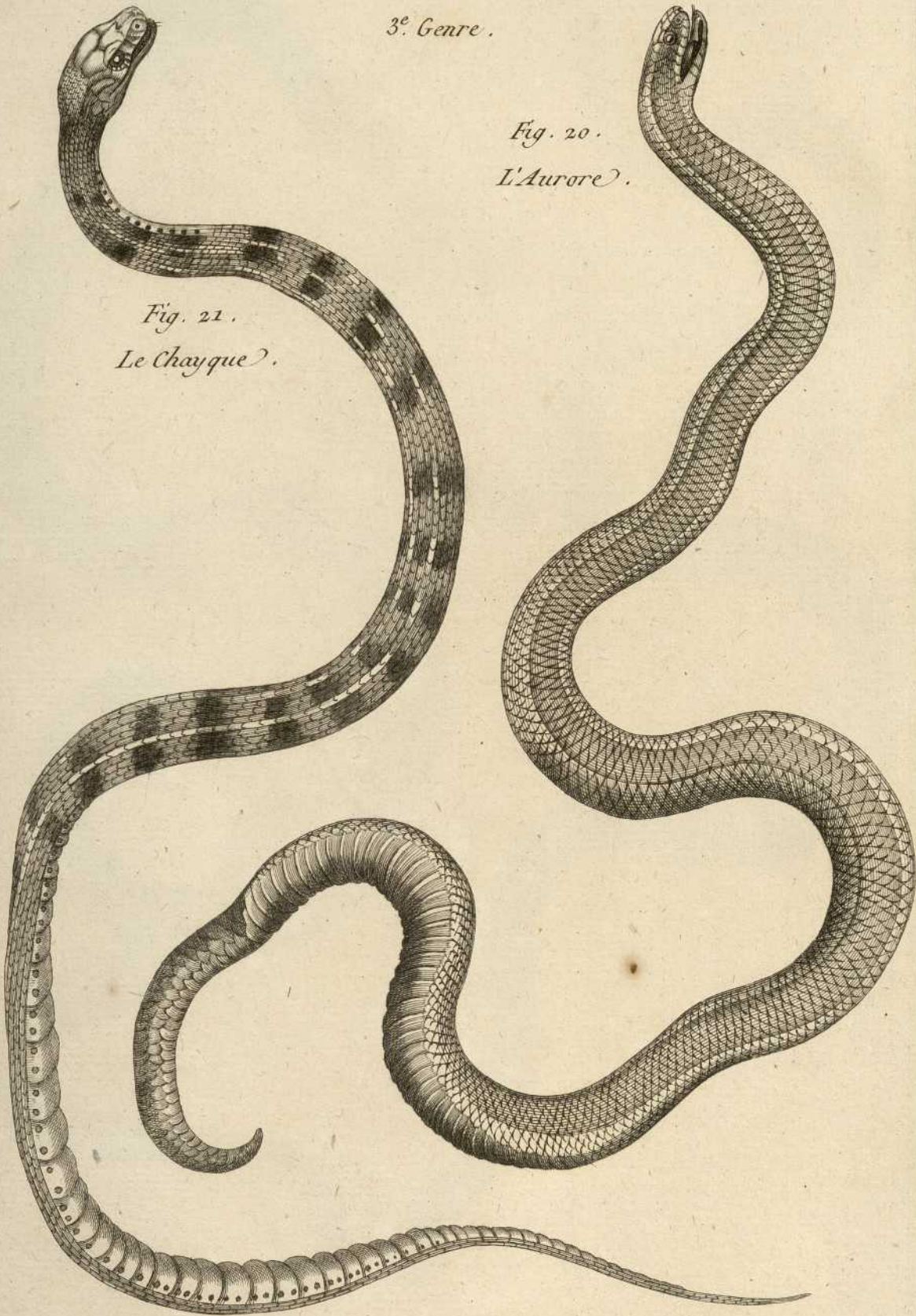
3<sup>e</sup>. Genre.

Fig. 20.

L'Aurore.

Fig. 21.

Le Chayque.





3.<sup>e</sup> Genre.

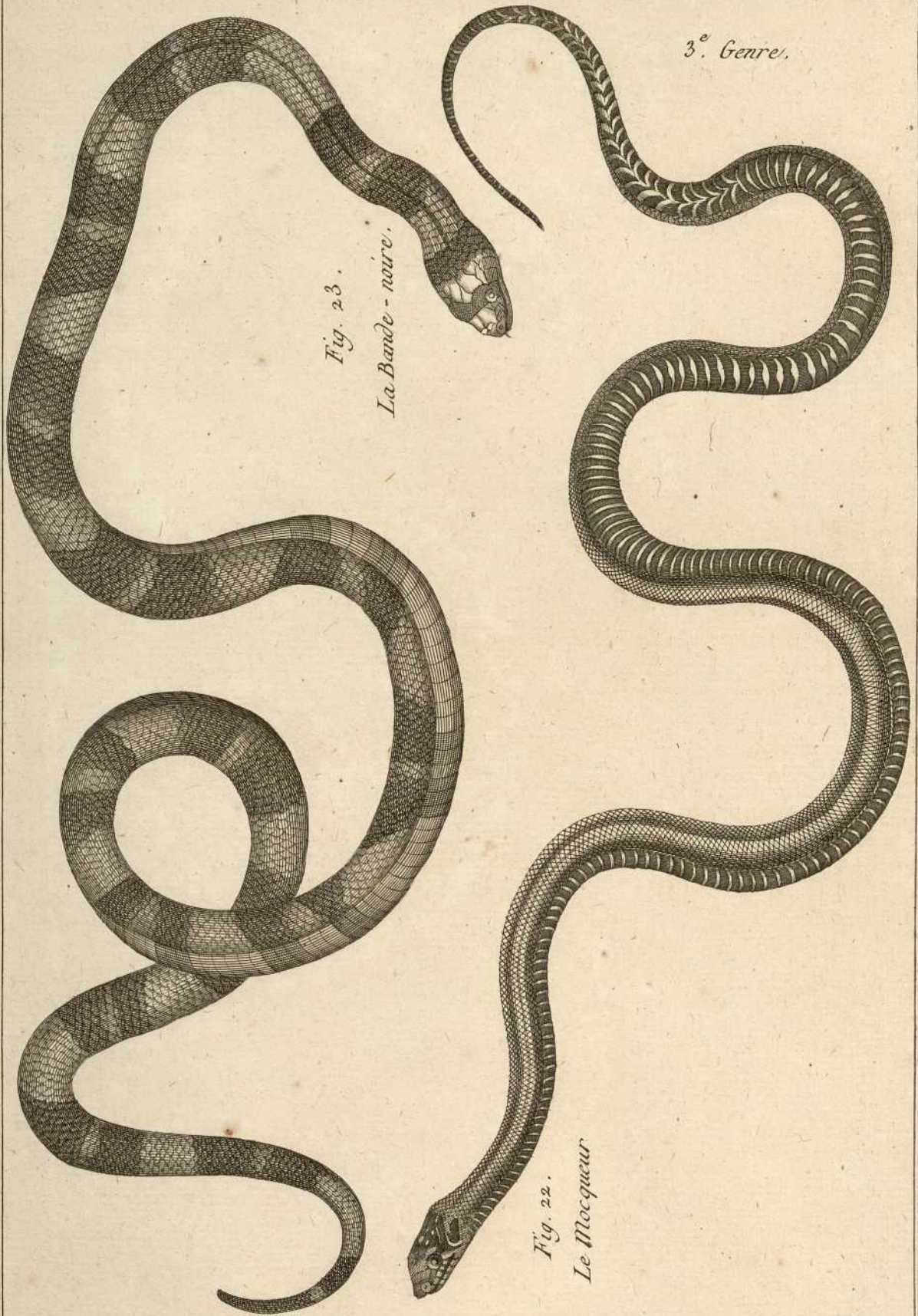




Fig. 23.  
*La Bande - noire.*

Fig. 22.  
*Le Mocqueur*





3<sup>e</sup> Genre.

Fig. 24.  
Le Rhomboidal.




Fig. 25. Le Vert et Bleu.



Fig. 26. L'Agile.




Fig. 28.  
Le Losange.




Fig. 27.  
Le Lacte.



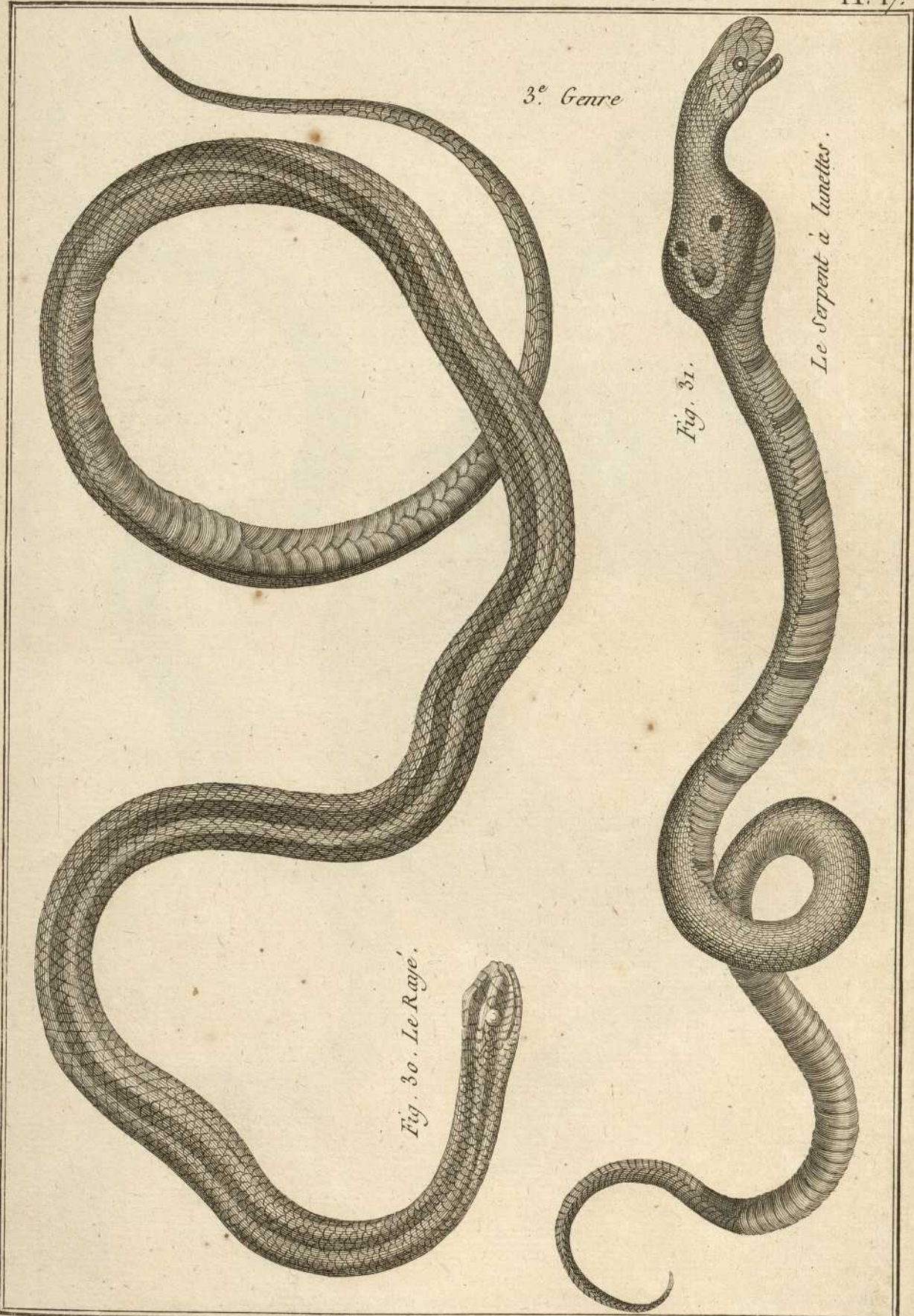


Fig. 29. Le Pâle.










3<sup>e</sup> Genre

Fig. 31.

Le Serpent à lunettes.

Fig. 30. Le Rayé.



3<sup>e</sup>. Genre.

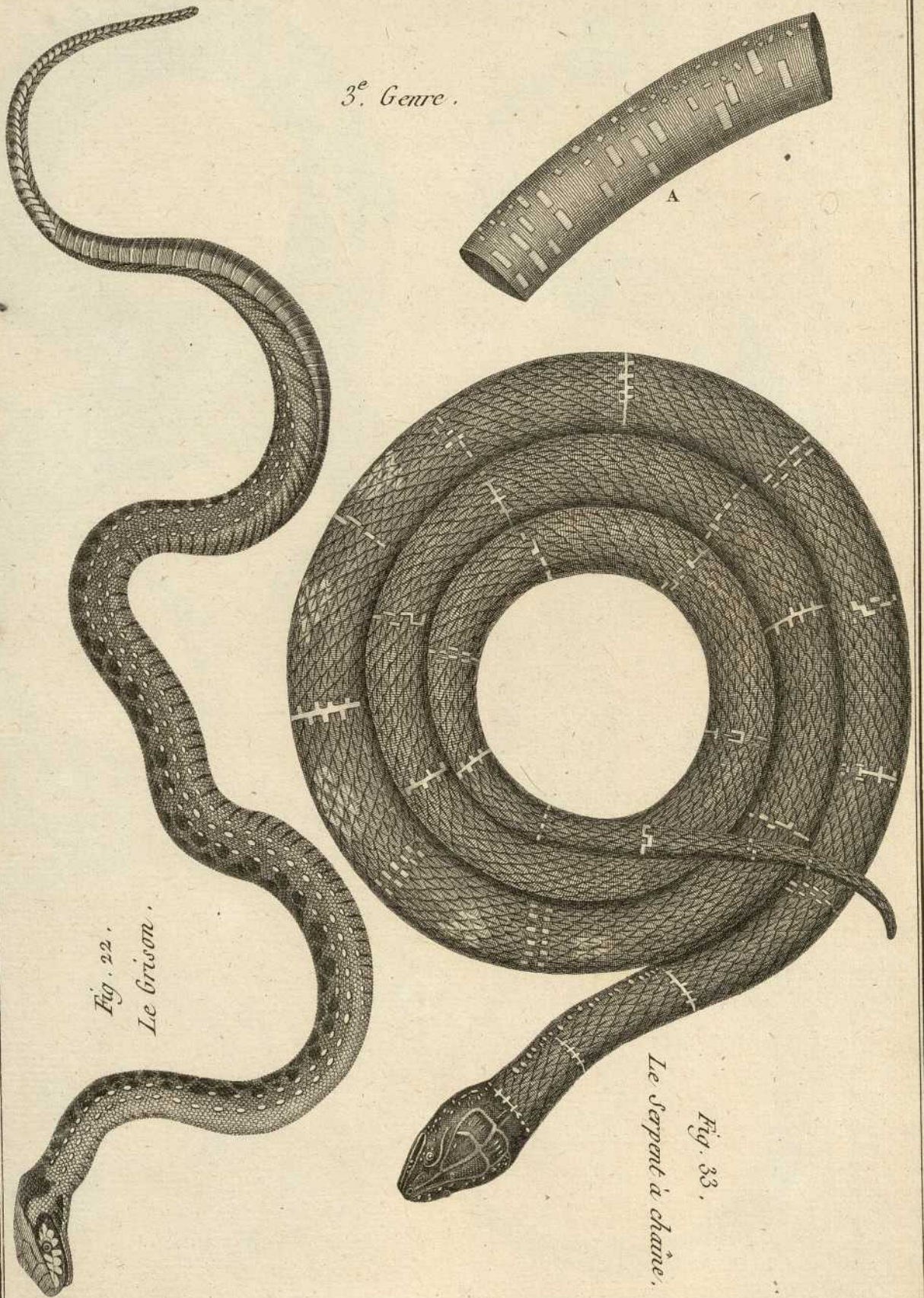



Fig. 22.  
Le Grison.

Fig. 33.  
Le Serpent à charme.



3<sup>e</sup> Genre.





Fig. 34.  
Le Malpole.



Fig. 35.  
Le Sibon.

Bernard Diraxet.





3<sup>e</sup> Genre.

Fig. 36.  
Le Large-queue.




Fig. 37.  
L'Atroce.




Fig. 38.  
Le Nébuleux.


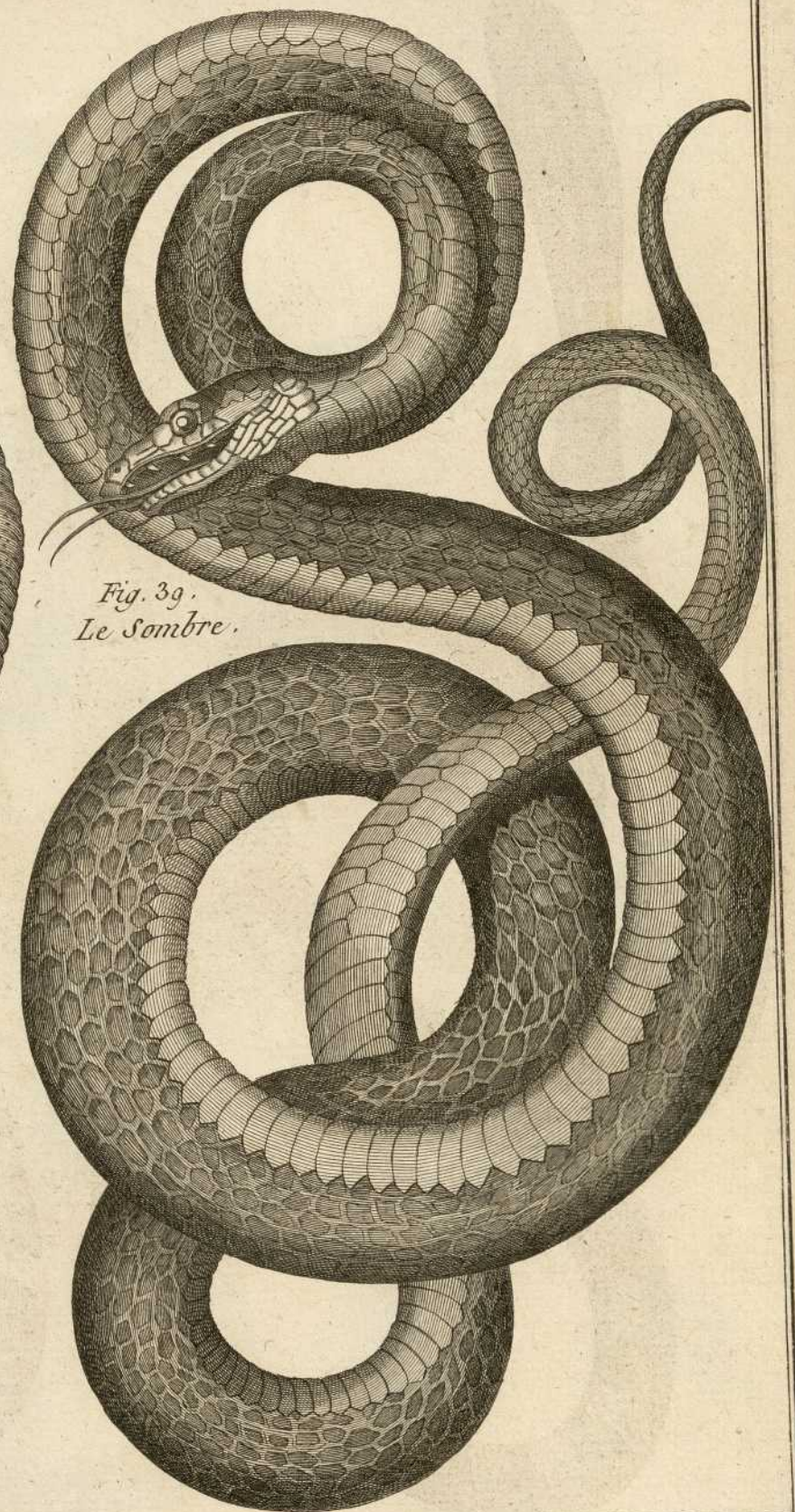


Fig. 39.  
Le Sombre.

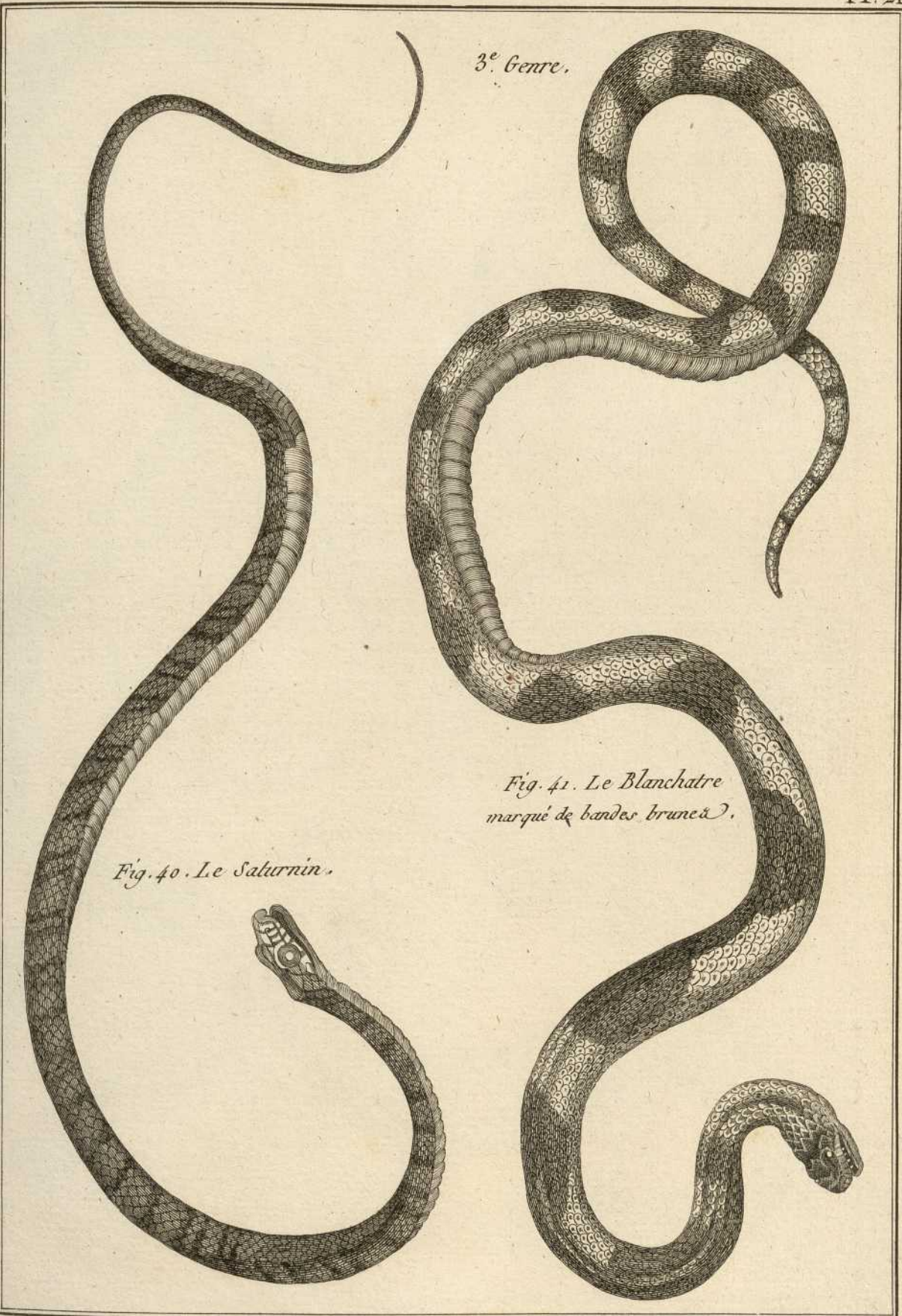


Benard Delicat






3<sup>e</sup>. Genre.



*Fig. 40. Le Saturnin.*

*Fig. 41. Le Blanchatre  
marqué de bandes brunes.*



THE UNIVERSITY OF CHICAGO PRESS

3<sup>e</sup> Genre .





Fig. 43. L'opre .

Fig. 42.  
Le Sans - tache .





3<sup>e</sup>. Genre.




Fig. 44.  
Le Corallin.




Fig. 45. Le Saurite.




Fig. 46. Le Lien.





Fig. 47. Le Décoloré'.

Fig. 48.  
Le Mouchete'





3<sup>e</sup>. Genre.

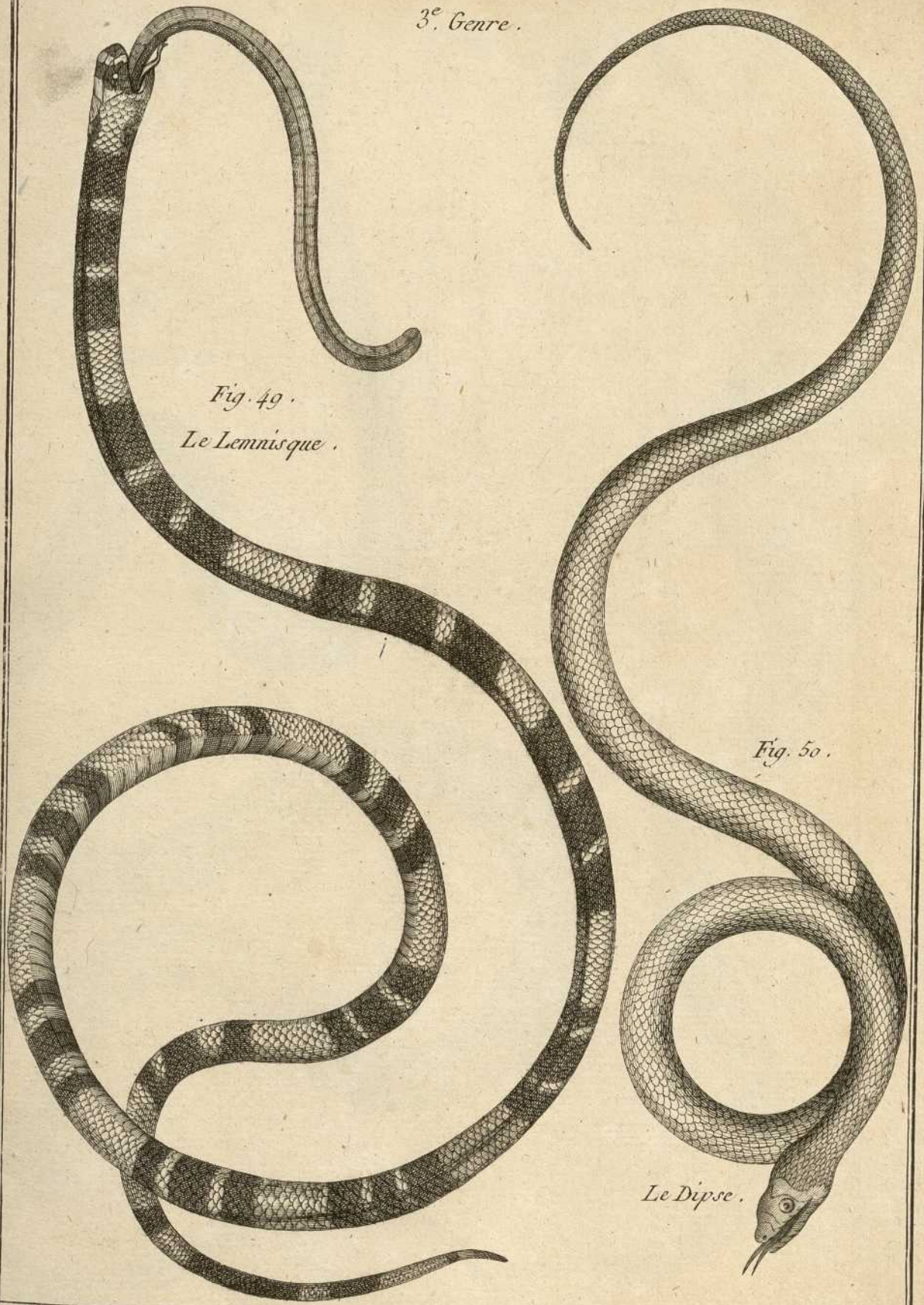



Fig. 49.

Le Lemnisque.

Fig. 50.

Le Dipse.



3<sup>e</sup> Genre.

Fig. 51.

Le Bai-rouge.





Fig. 52.

Le Pethole.





3<sup>e</sup> Genre.

Fig. 54.

Le Pétalaire.


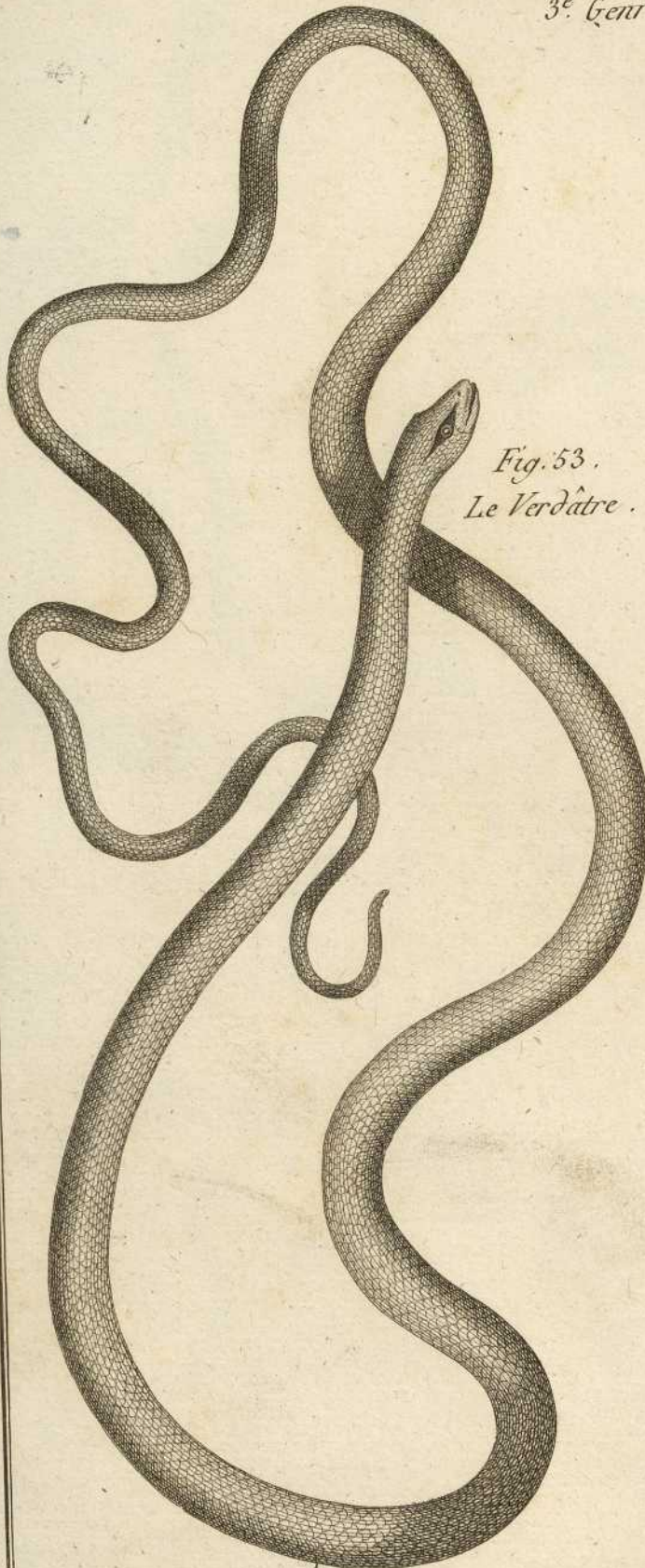



Fig. 53.

Le Verdâtre.



Benard D'excit



3<sup>e</sup>. Genre.

Fig. 56.

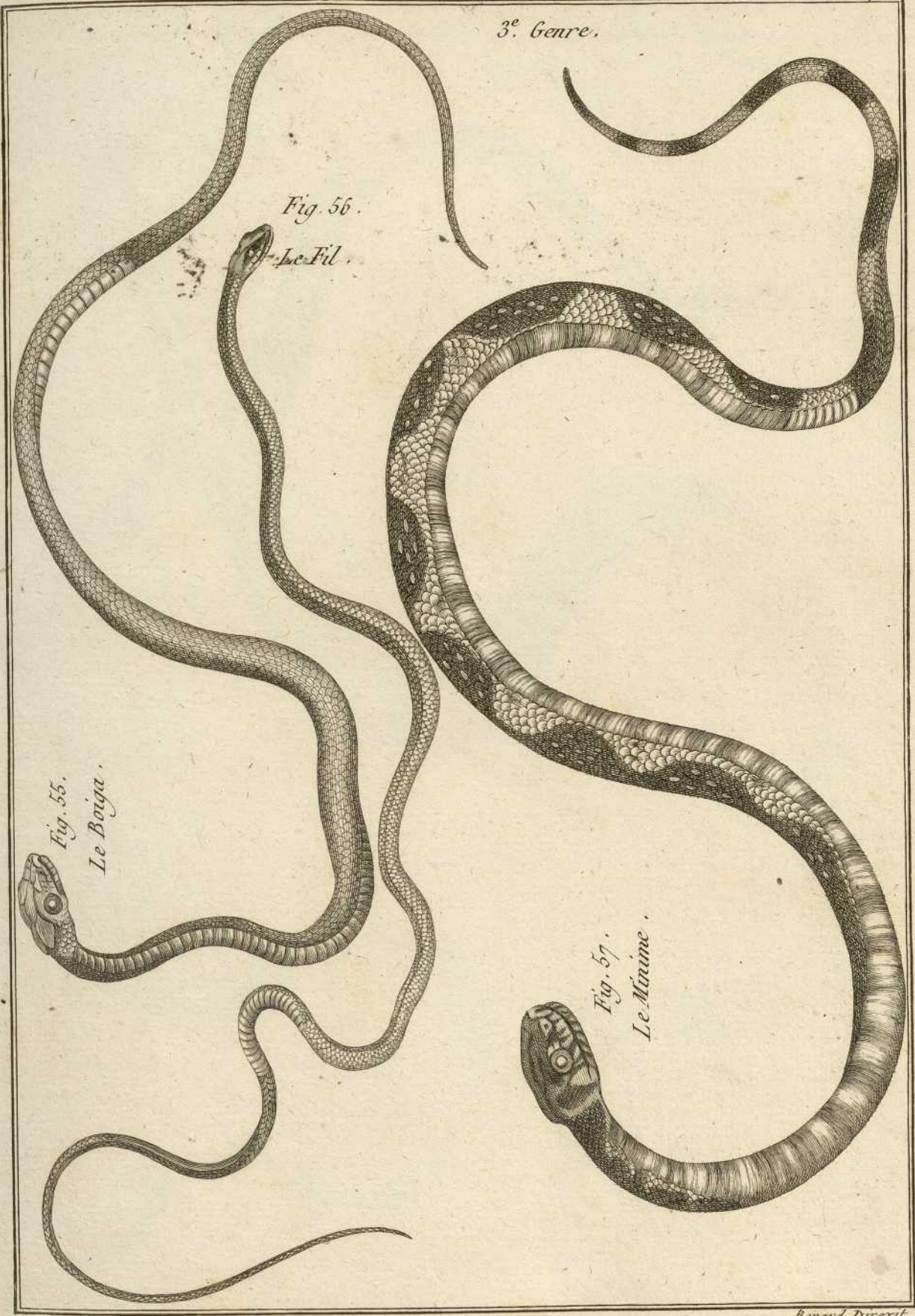
Le Fil.

Fig. 55.

Le Boiga.

Fig. 57.

Le Minime.



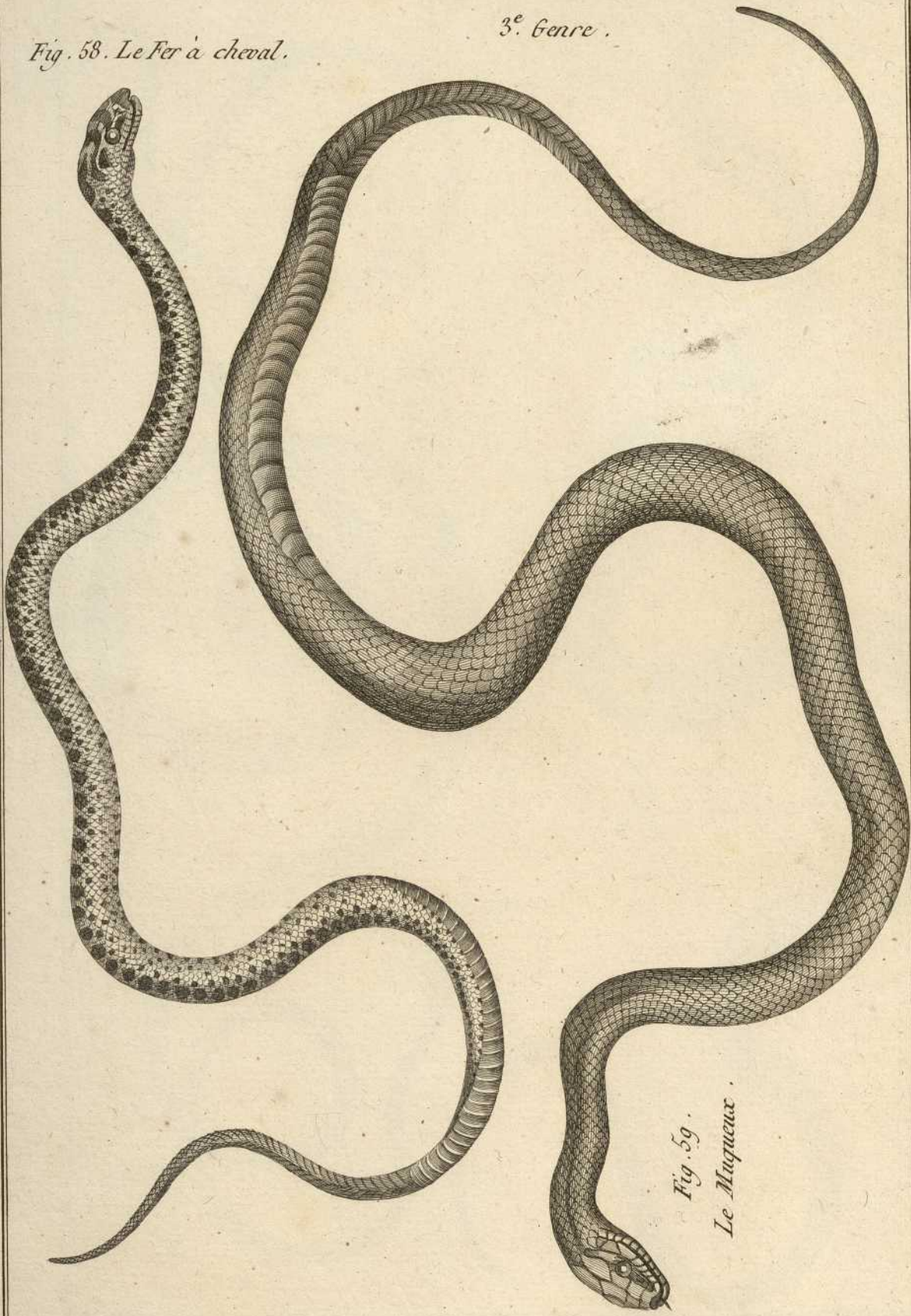
Benard Duxcut.





*Fig. 58. Le Fer à cheval.*

*3<sup>e</sup> Genre.*



*Fig. 59.  
Le Muqueux.*



3<sup>e</sup> Genre.

Fig. 61.  
Le Bleuâtre.

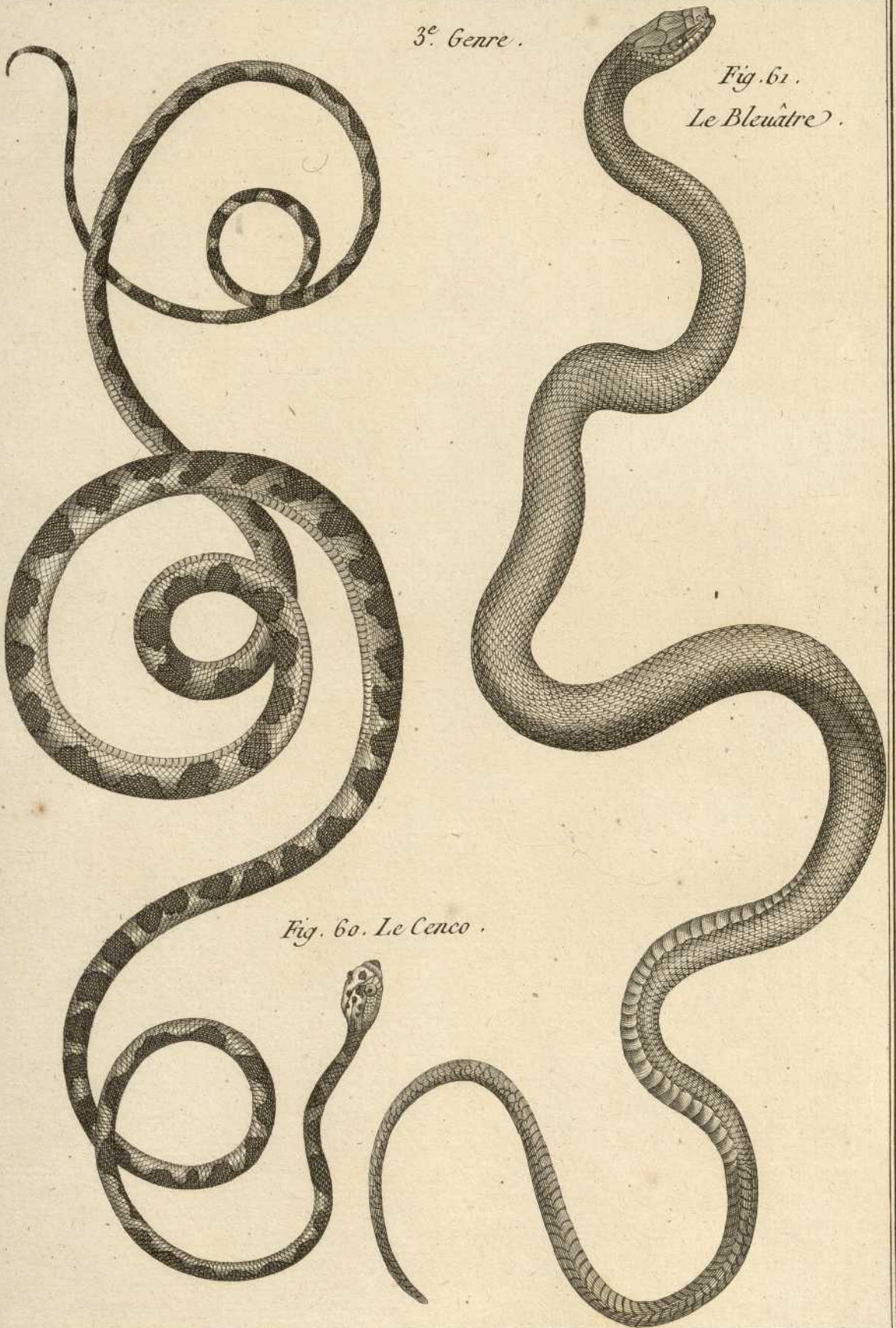



Fig. 60. Le Cenco.

Benard Diracit.




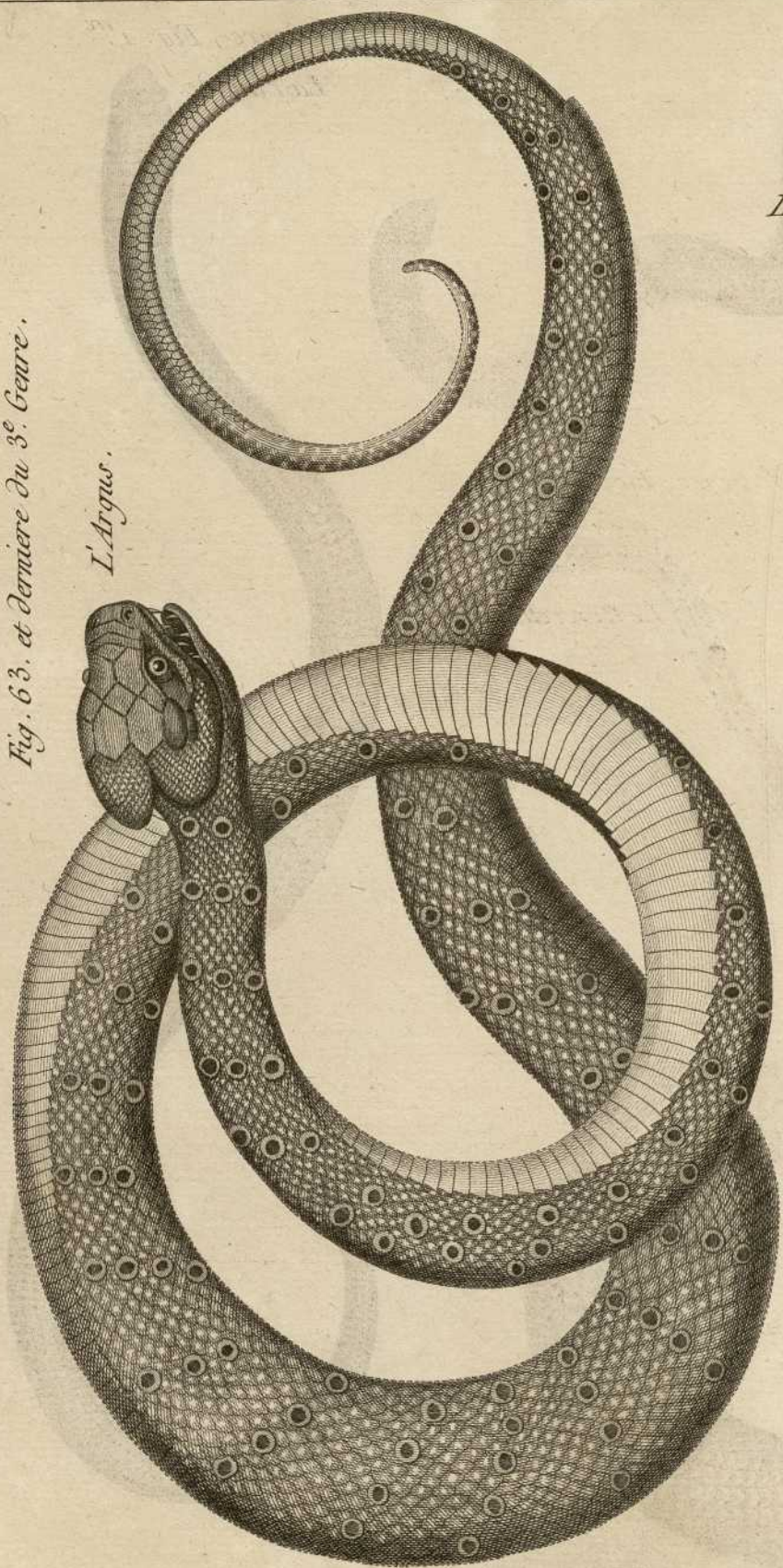


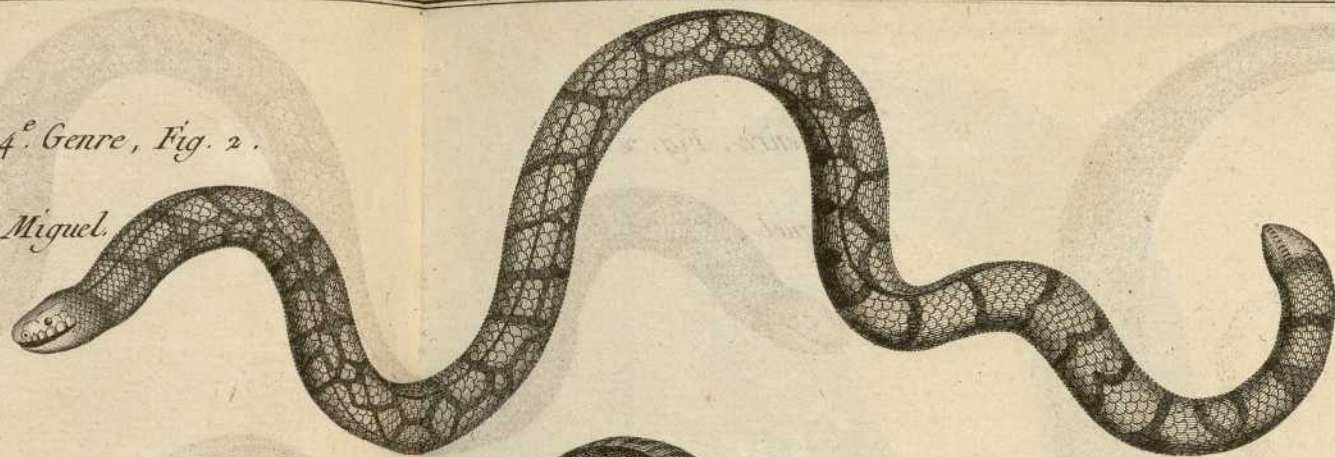
Fig. 63. et dernière du 3<sup>e</sup>. Genre.

L'Argus.




4<sup>e</sup>. Genre, Fig. 2.

Le Miguel.




4<sup>e</sup>. Genre, Fig. 1<sup>re</sup>.

La Pintade.




3<sup>e</sup>. Genre, Fig. 62.


Le Nez retroussé.



4<sup>e</sup>. Genre, Fig. 3.

Le Lombré.





4<sup>e</sup>. Genre ?.




Fig. 4.  
Le Rezeau.

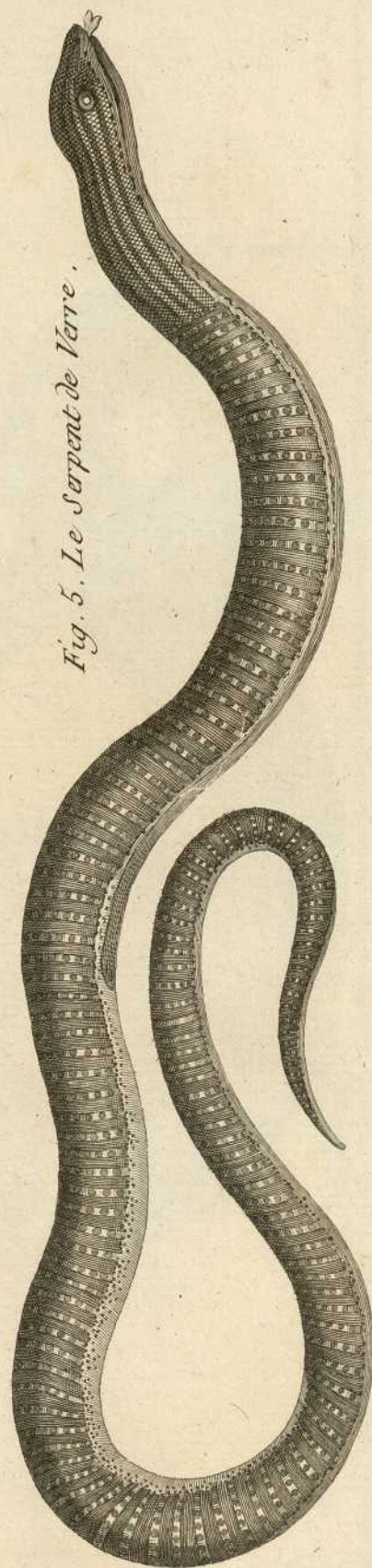



Fig. 5. Le Serpent de Verre.

Benard D'Alexis.

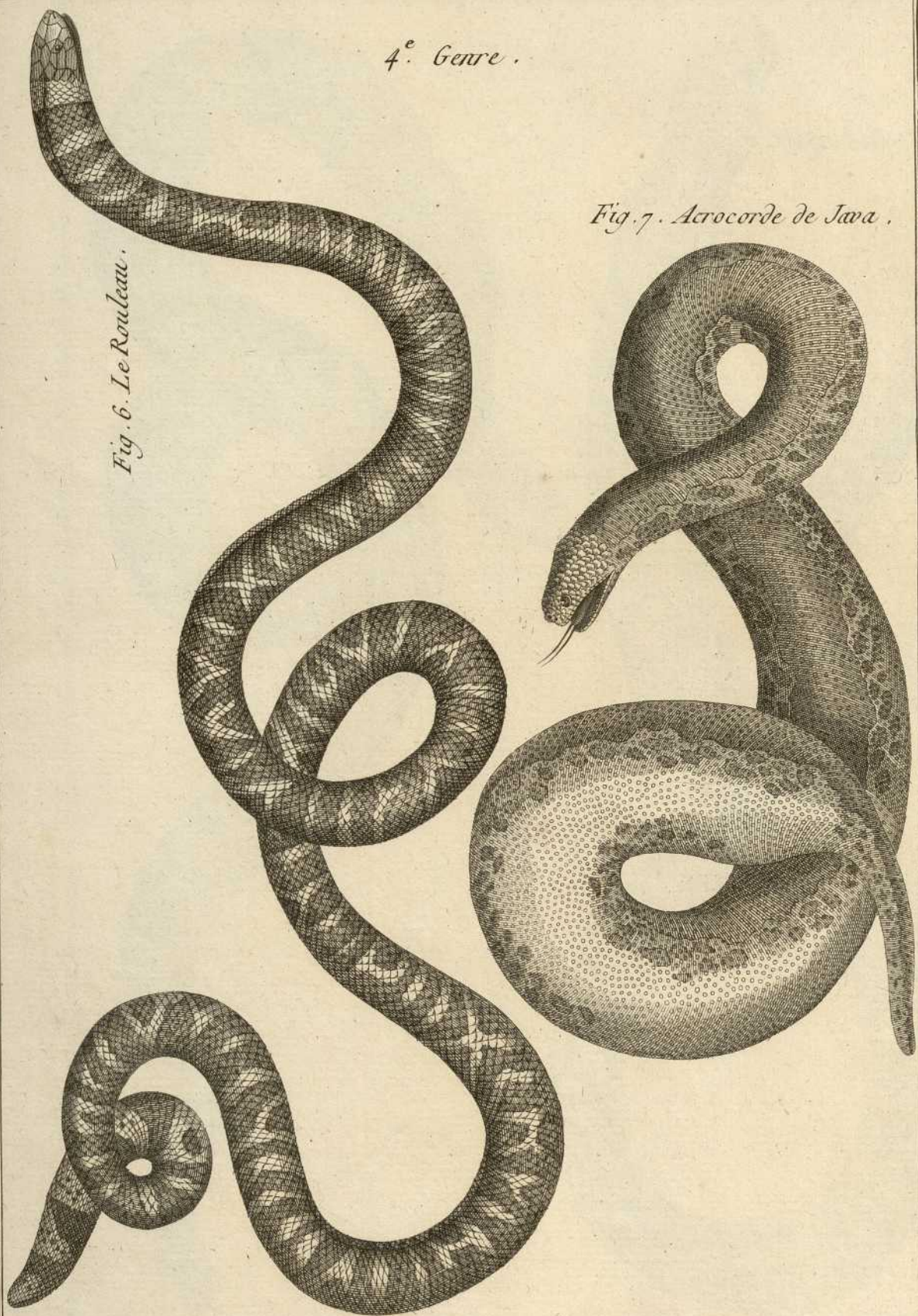





4<sup>e</sup> Genre .

*Fig. 6. Le Rouleau.*

*Fig. 7. Acrocorde de Java.*



*Benard Diresit*




Handwritten text at the bottom of the page, possibly a signature or a title, which is mostly illegible due to fading.

5<sup>e</sup> Genre .

Fig. 2 .

*L'amphisbène blanche.*



*Fig. 1. <sup>re</sup> L'Erpioné.*




*Benard Duxoit.*




Fig. 1  
The worm

THE WORM

6.<sup>e</sup> Genre.



*Fig. 1. L'Iburee.*



*Fig. 2.  
Le Visqueux.*

*Benard Drexel.*



Fig. 1. *Serpent Cornu*.


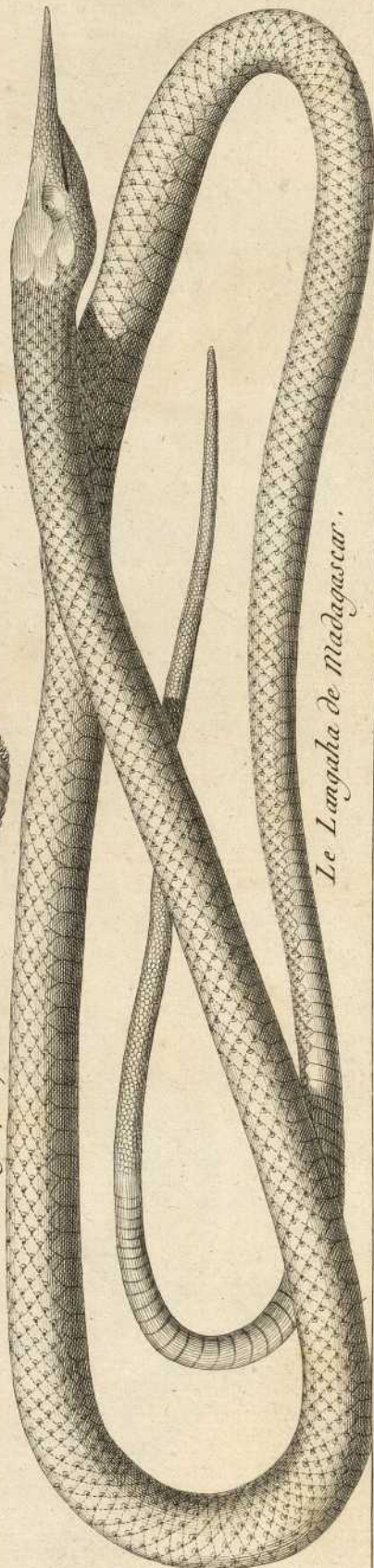


Fig. 2, Tête du  
*S. cornu* vue de face.




Fig. 4. 7. *Genre*.





*Le Langaha de Madagascar.*

Fig. 3. *Le Serpent à collier*.










*Fig. 1.<sup>re</sup> Le Piscivore.*



*Fig. 2. La Lisse.*

*Bonard Duxell.*




Fig. 1.<sup>re</sup>  
L'Aspic.




Fig. 3.  
La Brésilienne :






Fig. 2.  
L'Hemachate.



Benard. Delin.



Handwritten text, possibly a title or description, located below the illustration. The text is very faint and difficult to read, but appears to be in a script that could be Hindi or Urdu.

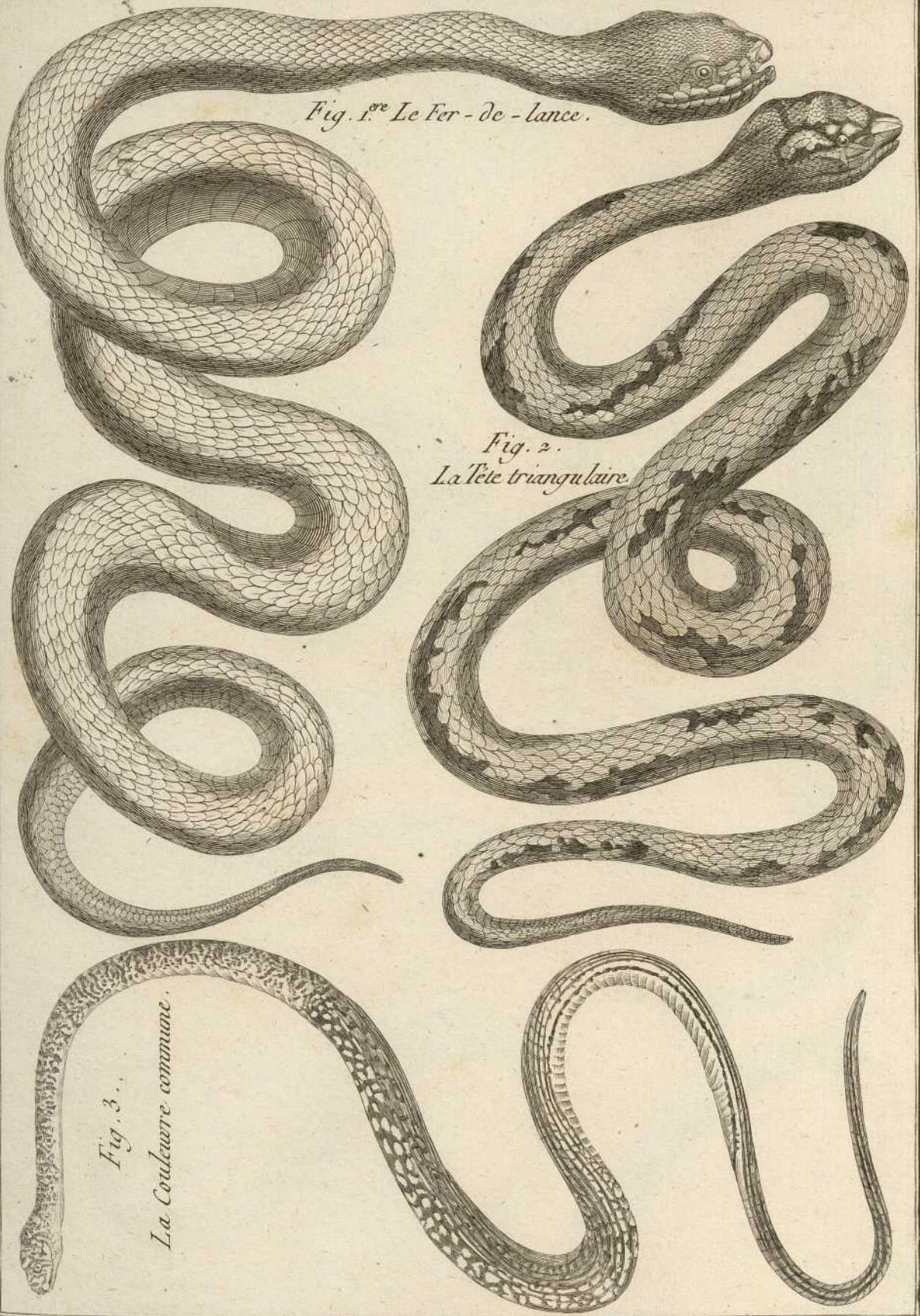



Fig. 1.<sup>re</sup> Le Fer-de-lance.

Fig. 2.  
La Tête triangulaire.


Fig. 3.  
La Couleuvre commune.

Bernard Duvoux






*Fig. 1.ère*  
*Le Quatre-raies.*




*Fig. 2.*  
*La Couleuvre d'Esculape.*




*Fig. 3.*  
*La Violette.*

*Benard Drocit*






*Fig. 1<sup>ere</sup>*  
*Le Demi-collier.*



*Fig. 2.*  
*Le Molure.*




*Fig. 3.*  
*La Double raie.*





1774  
 1775  
 1776



*Fig. Le Cenchrus.*

*Fig. 1. Le Chapelet.*

*Fig. 3.*

*Le Trois-raies.*

*Bernard Dorezil.*








Fig. 4. La Reticulaire.




Fig. 1.<sup>re</sup>  
Le Daboie.



Fig. 6. L'Orvet.




Fig. 7. Le Rouge.




Fig. 2.

La Grosse-Tête.



Fig. 8.  
Le Serpent à deux têtes.




Fig. 5. Le Triple-roul.




Fig. 3. La Couresse.









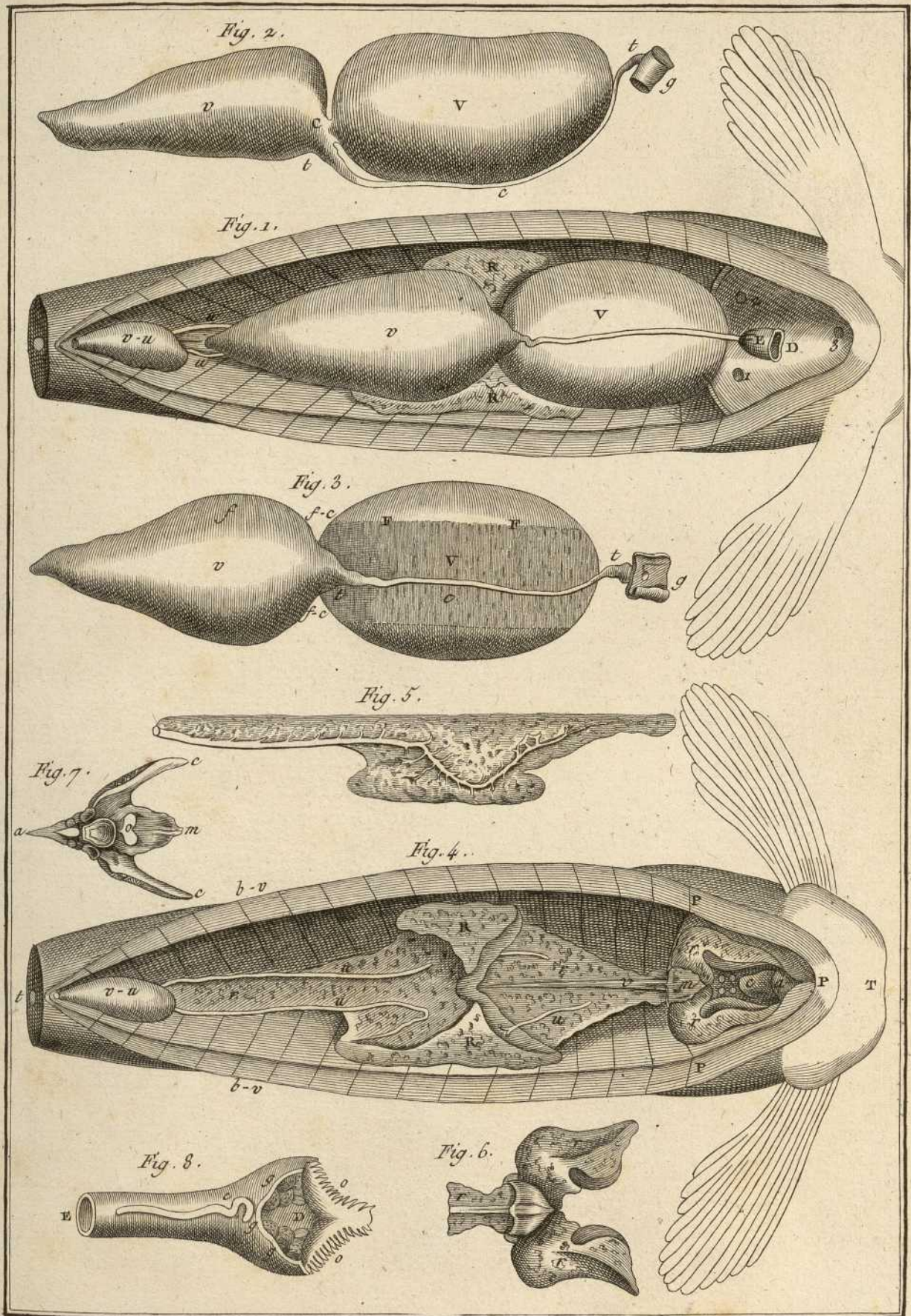


Fig. 2. *Petromyzon fluviatilis* L

Fig. 3. *Petromyzon branchialis* L

Fig. 1. *Petromyzon marinus*.

Fig. 4. *Petromyzon planeri* L

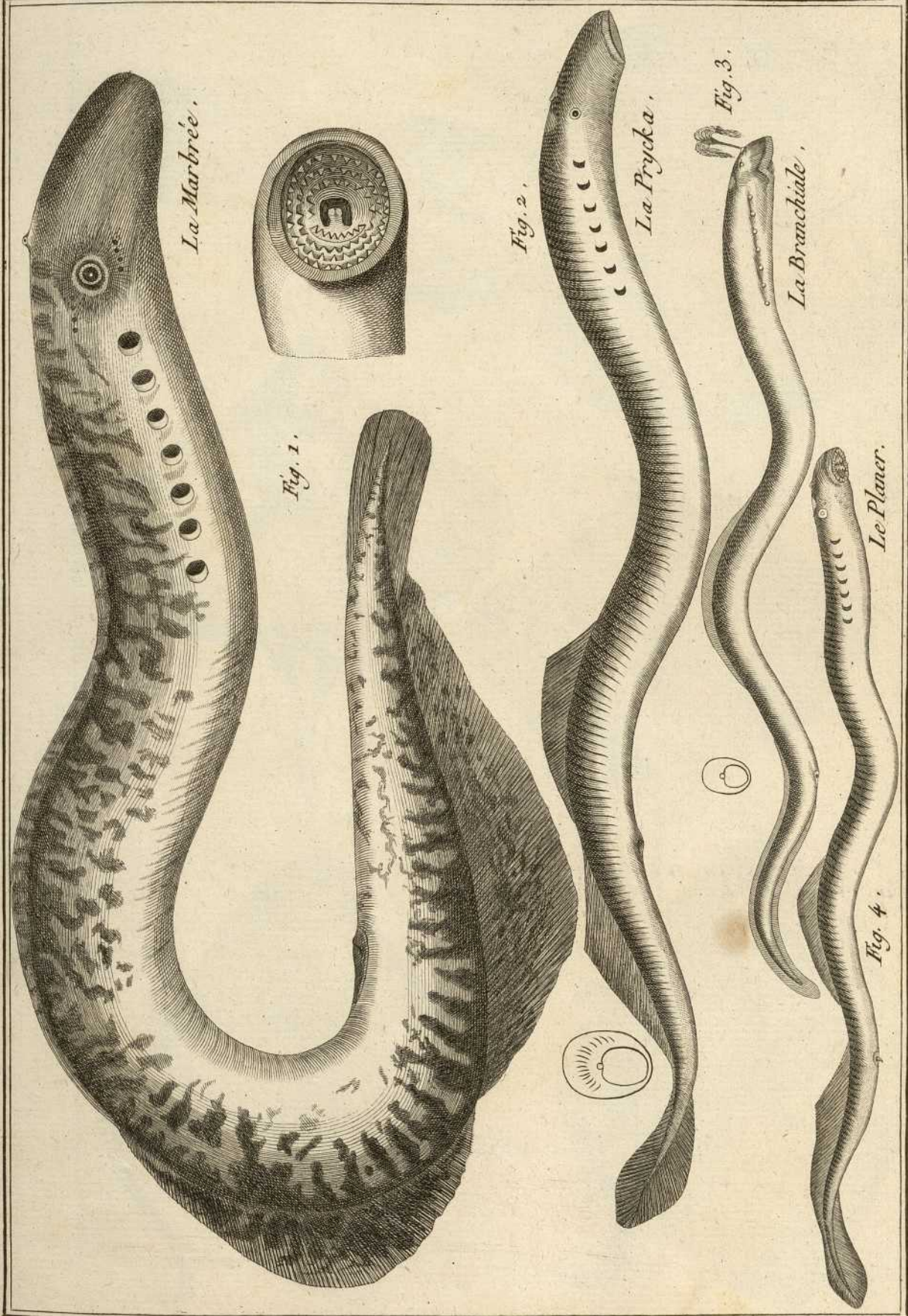
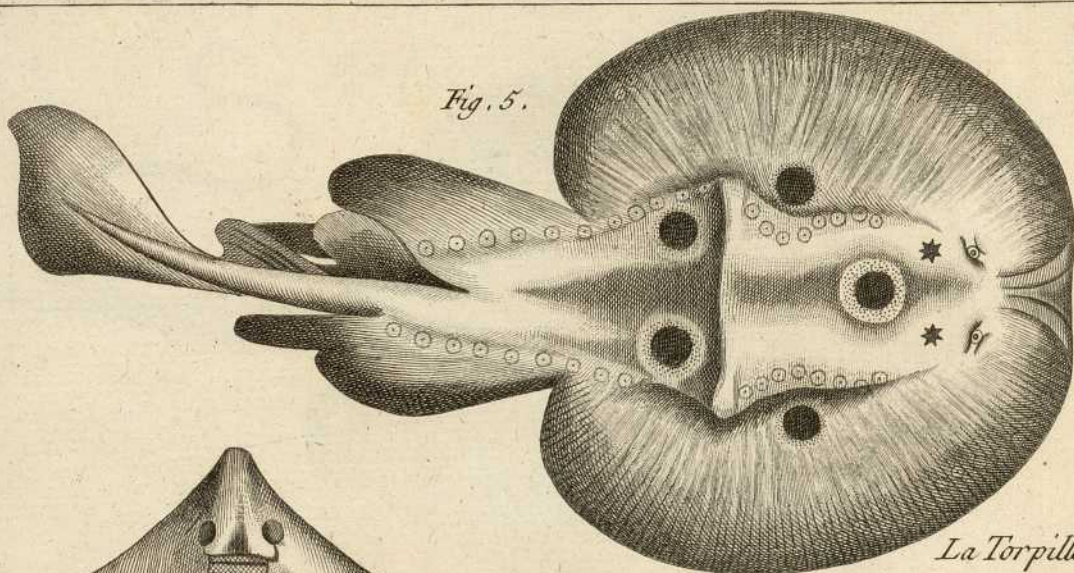


Fig 5 Raja torpedo L

Fig 6 Raja batesi L.

Fig. 7 Raja oxyrinchus L.

Fig. 5.



La Torpille.

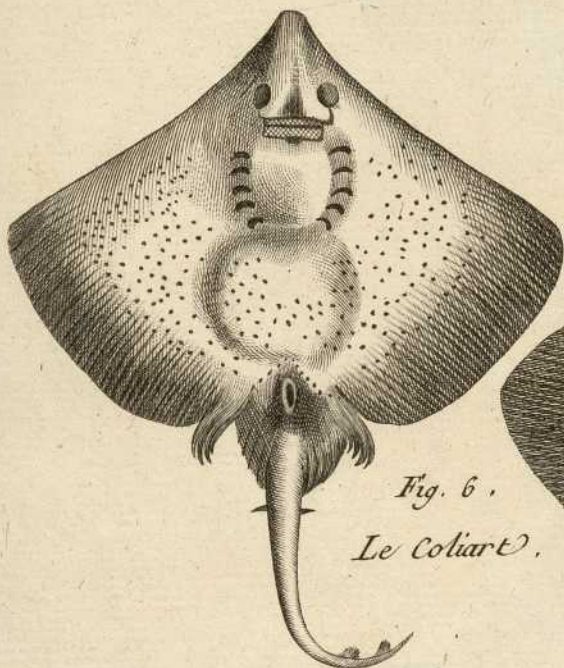


Fig. 6.

Le Coliaré.




Fig. 7.

L'Alene.

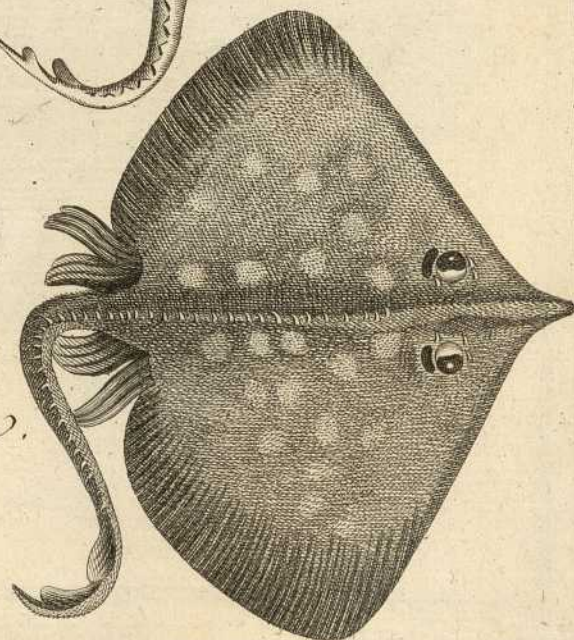
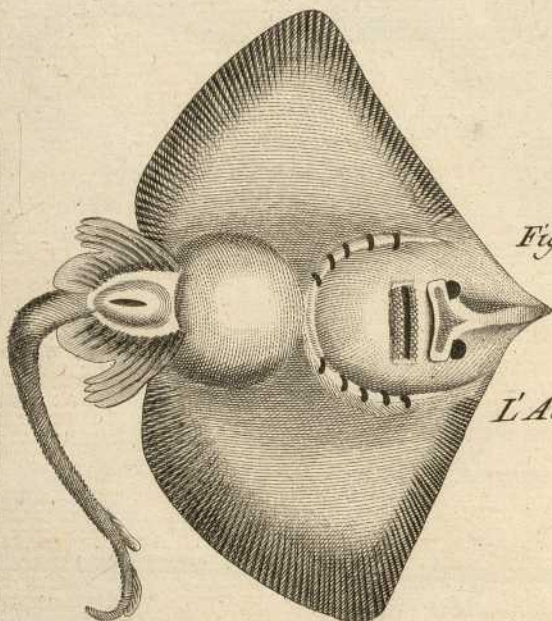
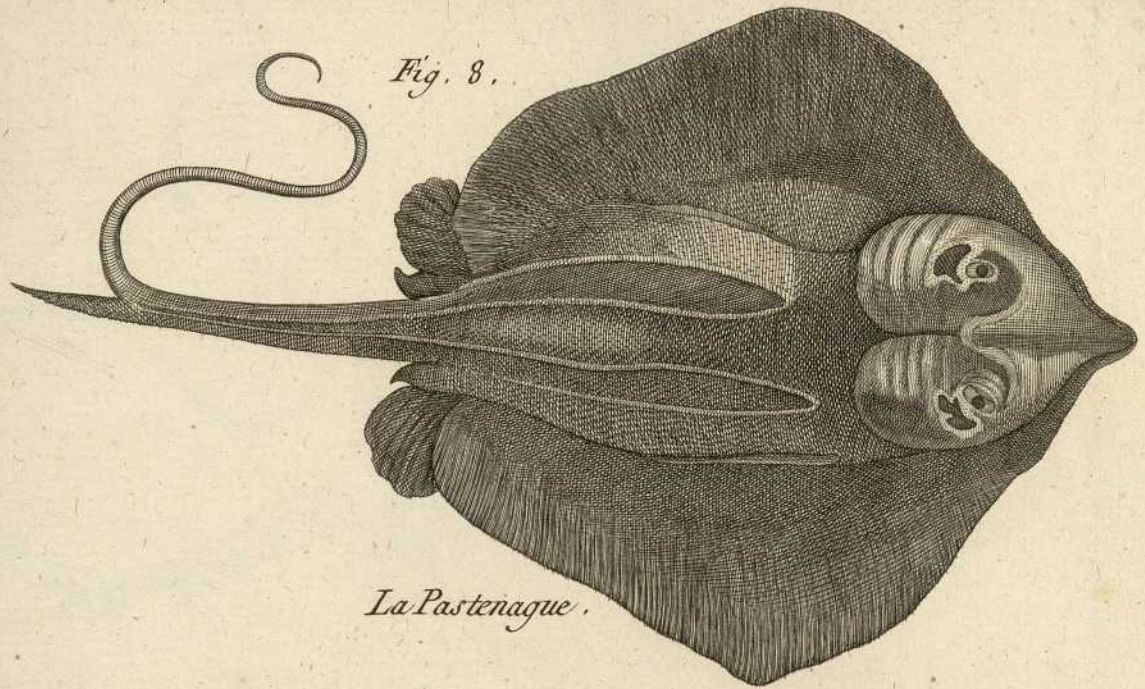


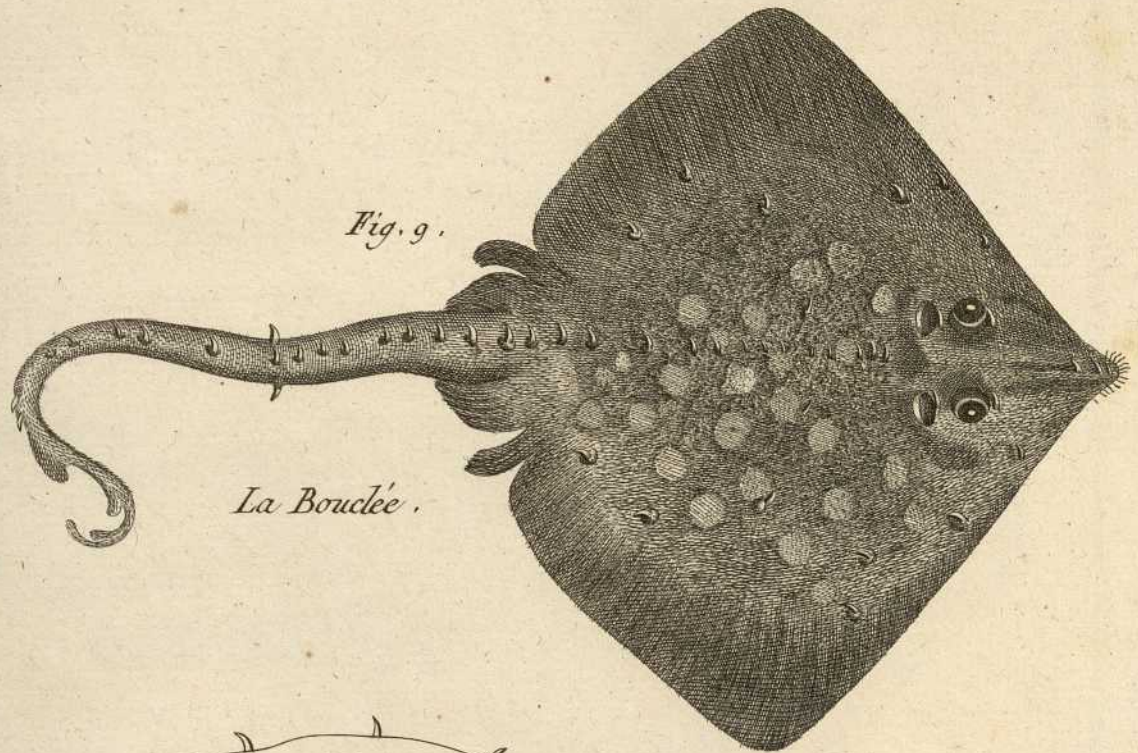
Fig 8 Raja pertinax L

Fig 9 Raja clavata L





*La Pastenague.*



*La Bouclée.*

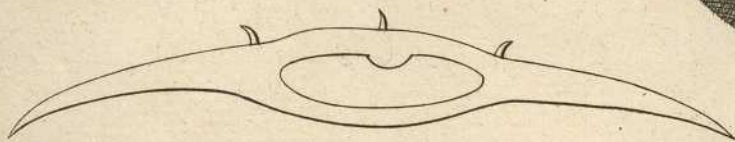
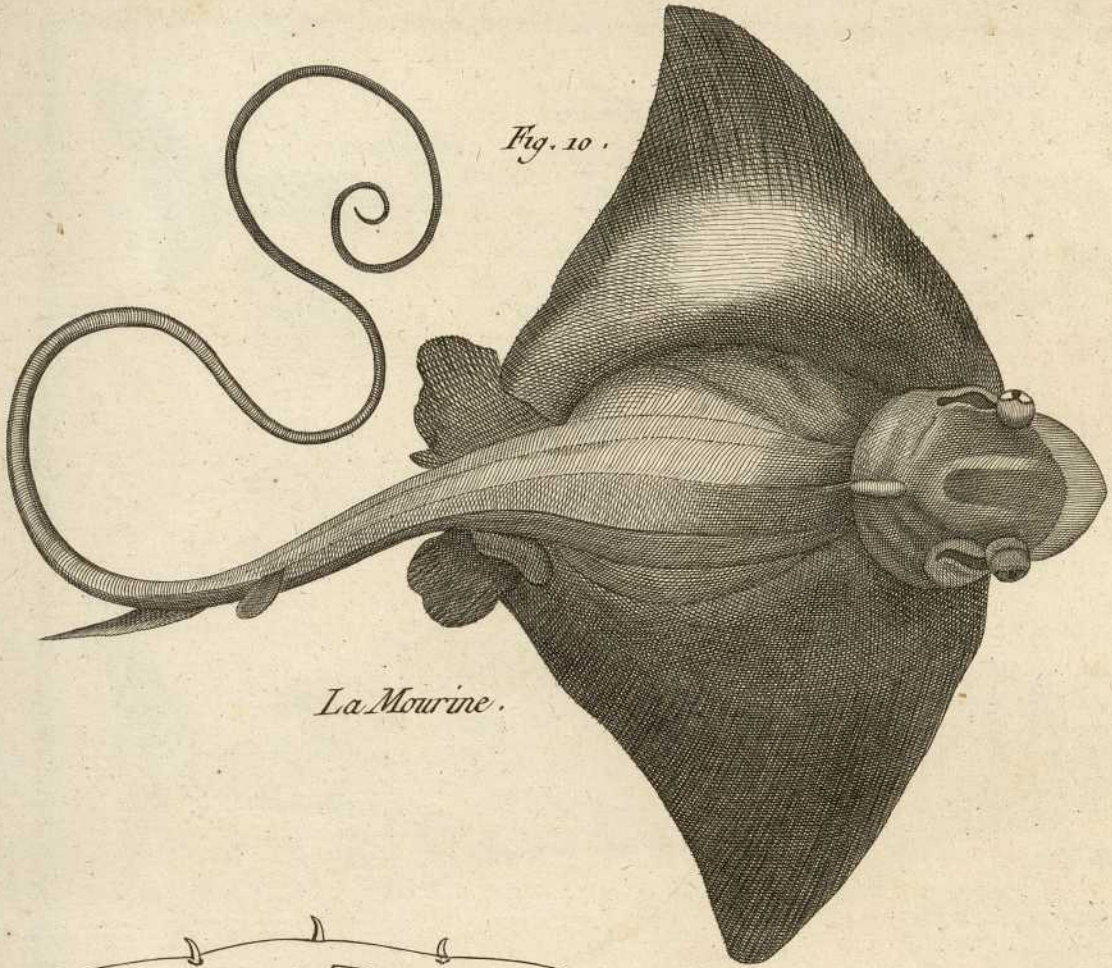
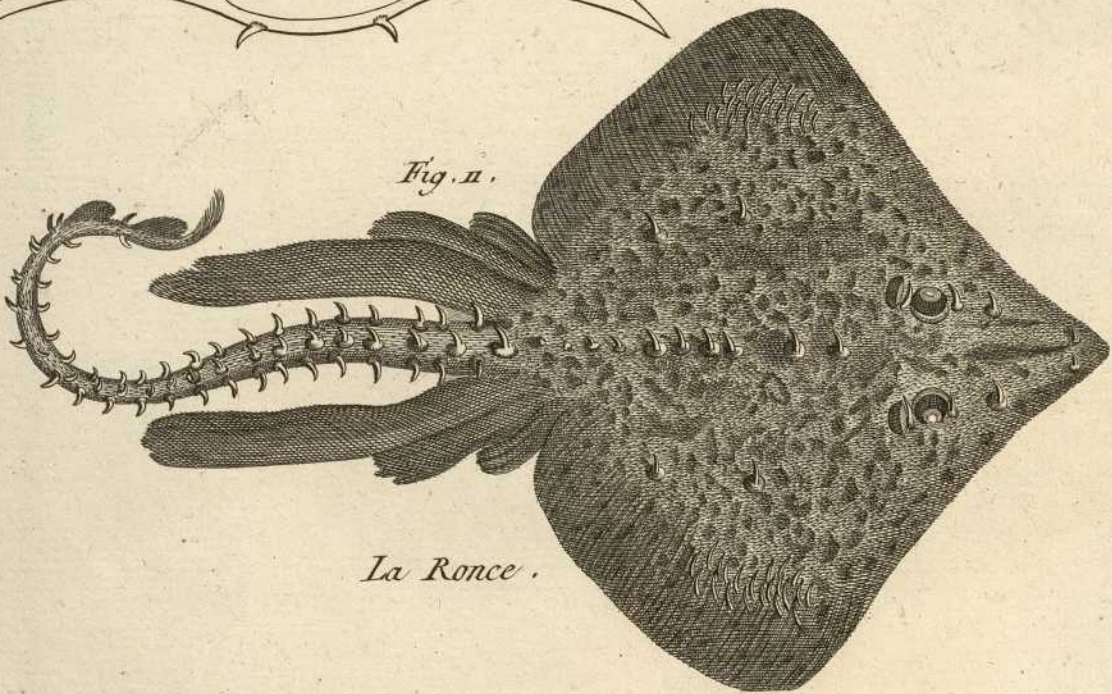



Fig 10. Raja aquila L.

Fig 11. Raja rubus L.



*La Mourine.*



*La Ronce.*

Fig. 12 *Squalus acanthias*

Fig. 13 *Squalus centrina* L.

Fig. 14 *Squalus squatina* L.




Fig. 12.

L'Aiguillat.




Fig. 13.

L'Humantir.




Fig. 14.

L'Ange.

Fig. 15 *Squalus zygaena* L

Fig. 16 *Squalus galus* L.

Fig. 17 *Squalus canicula* L.

Fig. 18. *Squalus stellaris* L.




Fig. 15.

Le Marteau.

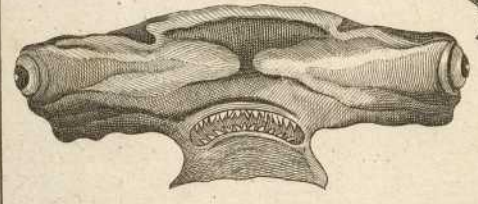
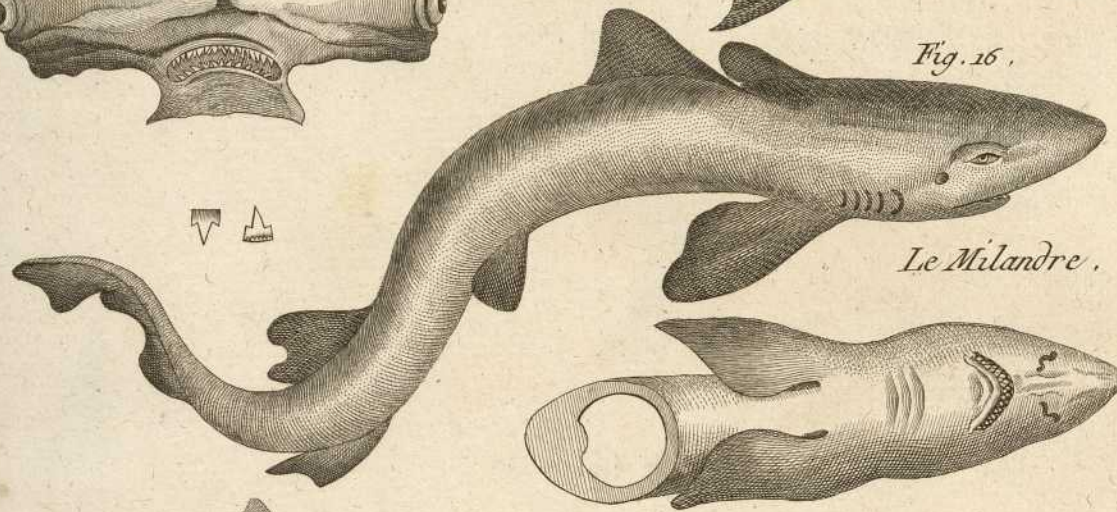


Fig. 16.



Le Milandre.


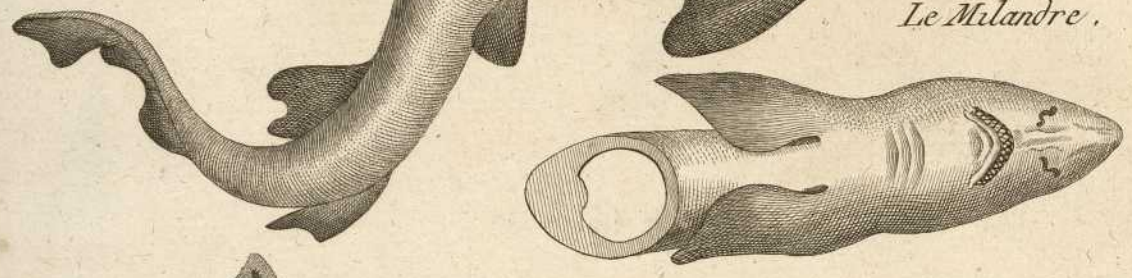


Fig. 17.

La Roussette.


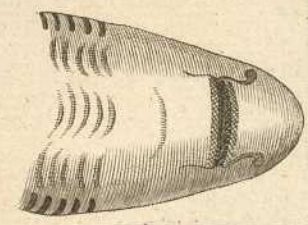


Fig. 18.

Le Chat-rouquier.



Benard Duxell.

Fig. 19 *Squalus maximus* L.

Fig. 20 *Squalus corcharias* L.

Fig. 21 *Squalus mustellus* L.

Fig. 22. *Squalus glaucus* L.



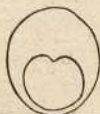

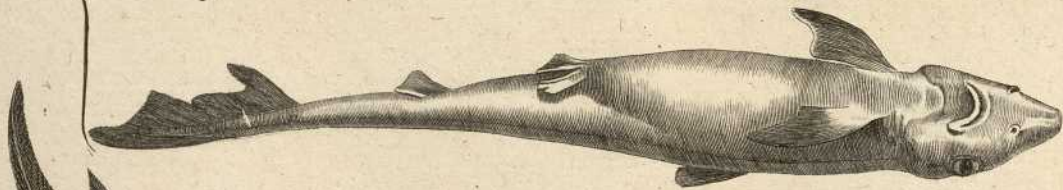

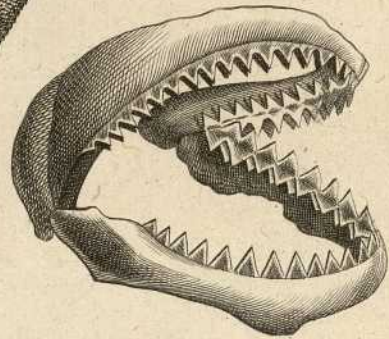
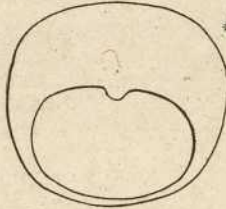
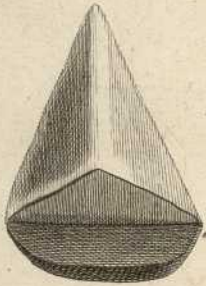




Fig. 23 *Squalus barbatus* L.

Fig. 24 *Squalus pristis* L.

Fig. 25 *Chimera monstrosa* L.

Fig. 26. *Lophius piscatorius* L.




Fig. 23.

Le Requin barbu.




Fig. 24.

La Scie.




Fig. 25.

Le Roi des Harengs du Nord.

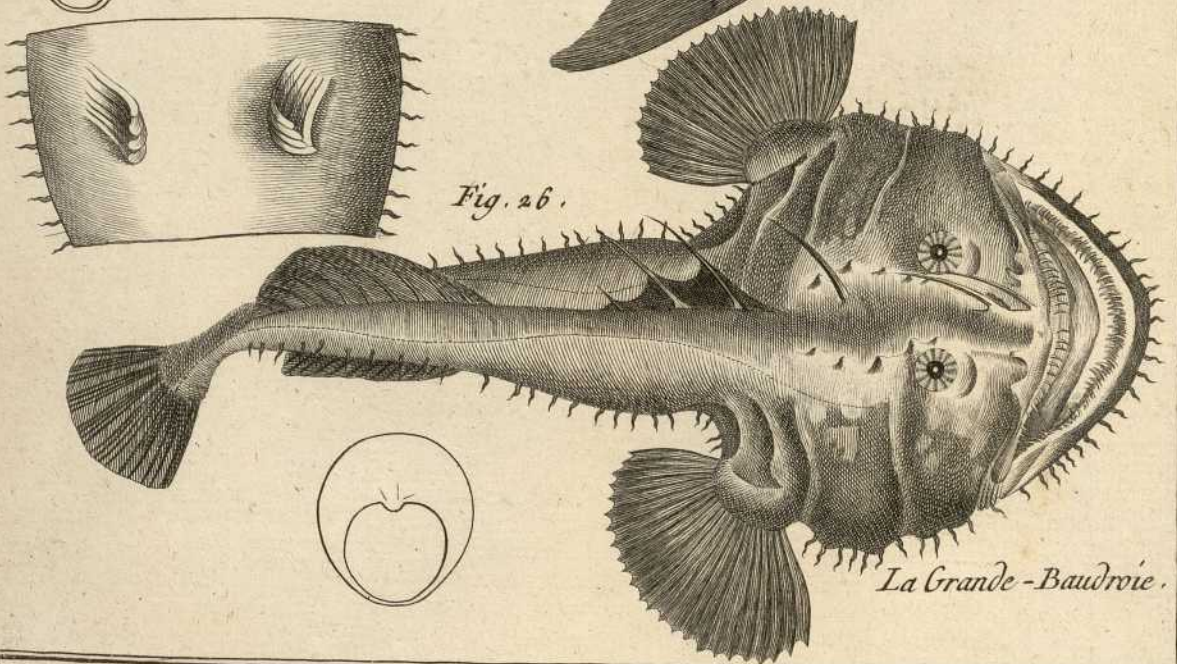


Fig. 26.

La Grande-Baudroie.

Fig. 27 Raja aquila L

Fig. 28 Lophius histrio L

Fig. 29. Acipenser sturio L.

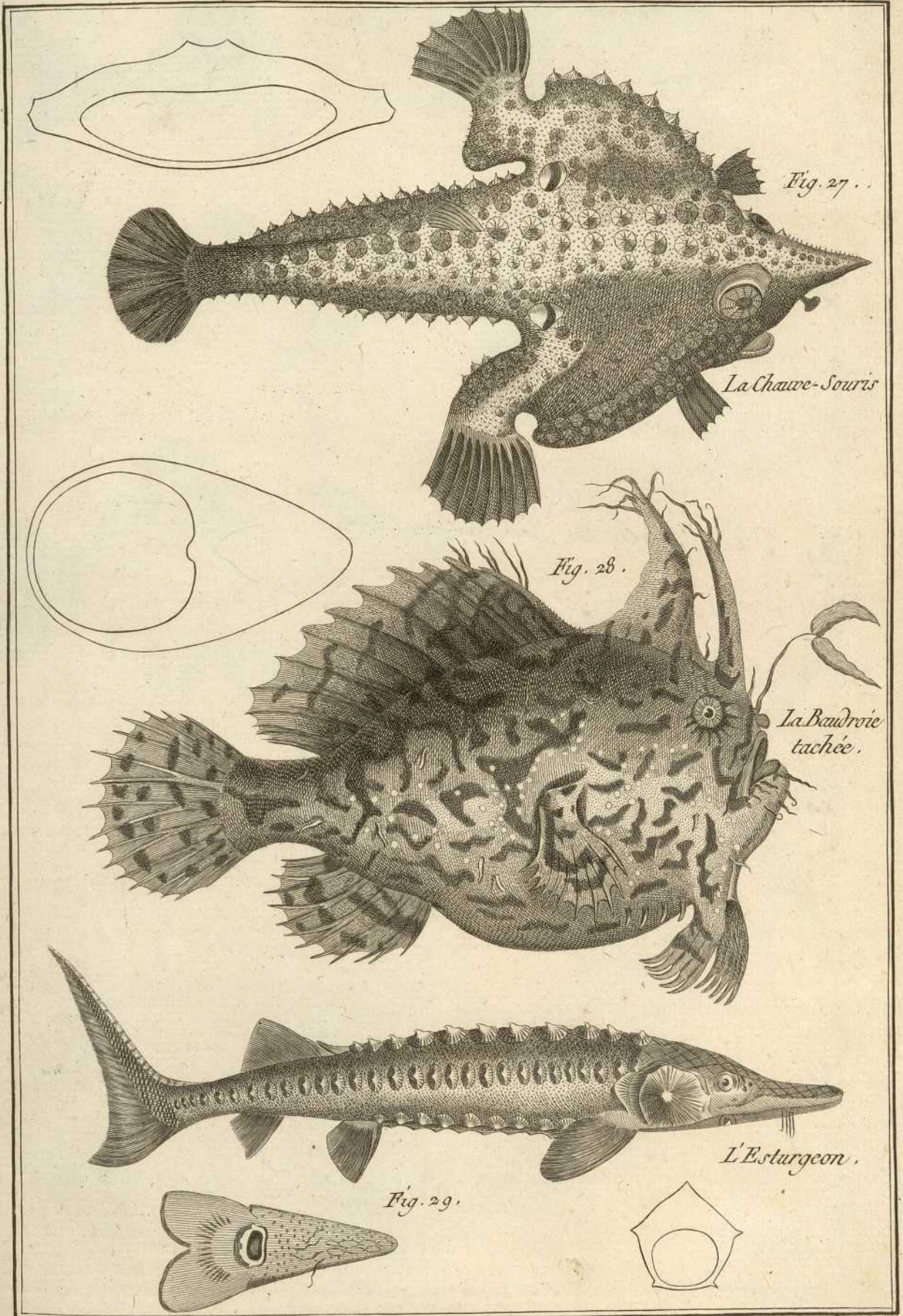


Fig. 30 *Acipenser huso* L.

Fig. 31 *Acipenser ruthenus* L.

Fig. 32 *Balistes tomentosus* L.

Fig. 33 *Balistes vetula* L.

Fig. 34 *Balistes monoceros* L.





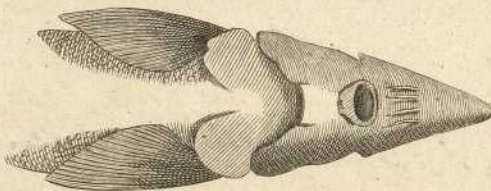
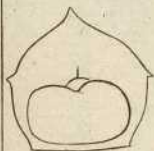
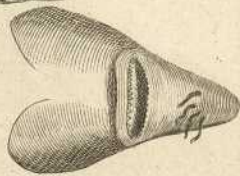



Fig. 37. *Balistes maculatus* L.

Fig. 36. *Balistes biculeatus* L.

Fig. 35. *Balistes aculeatus* L.






Fig. 37.

*Le Baliste tacheté.*

Fig. 36.

*Le Baliste à deux piquants.*

Fig. 35.

*L'Épineux*


*Benard Delicat.*

Fig. 38 *Balister sinensis* L.

Fig. 39 *Balister ringens* L.

Fig. 40 *Ostracion triquetrum* Sm

Fig. 38.



*Le Chinois.*

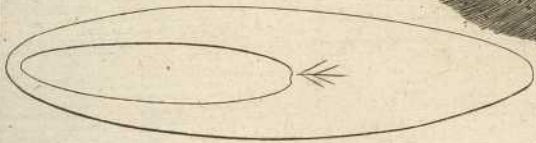



Fig. 39.



*Le Silloné.*

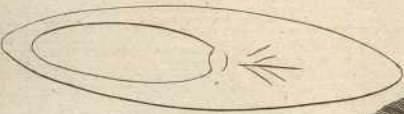



Fig. 40.



*Le Coffre triangulaire.*

*Bernard Duvet.*

Fig. 41 *Ostracion trigonus* L

Fig. 42 *Ostracion bicaudalis* S. Sm.

Fig. 43 *Ostracion quadricornis* L

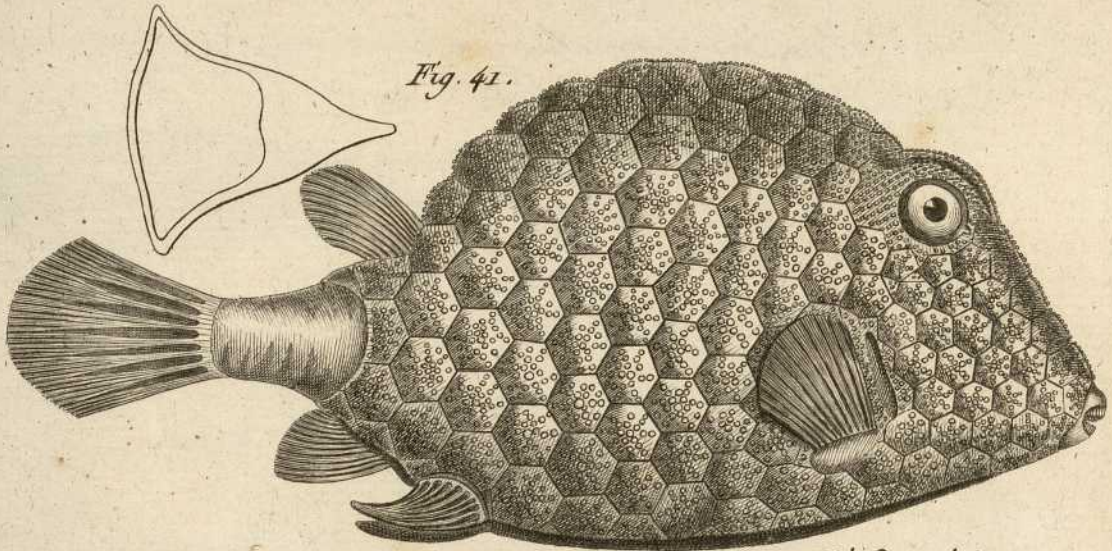


Fig. 41.

*Le Coffre triangulaire tuberculé à deux épines.*




Fig. 42.

*Le Coffre triangulaire chagriné à deux épines.*




Fig. 43.

*Le Coffre triangulaire à quatre épines.*

*Bonard Delin.*

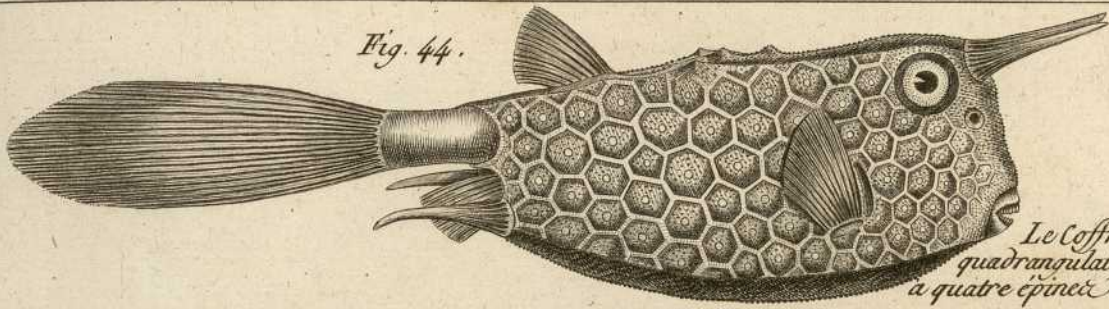
Fig. 44. *Ostracion cornutus* L.

Fig. 45. *Ostracion* - - -

Fig. 46. *Ostracion* - - -


Fig. 47. *Ostracion turritus* L.

Fig. 44.



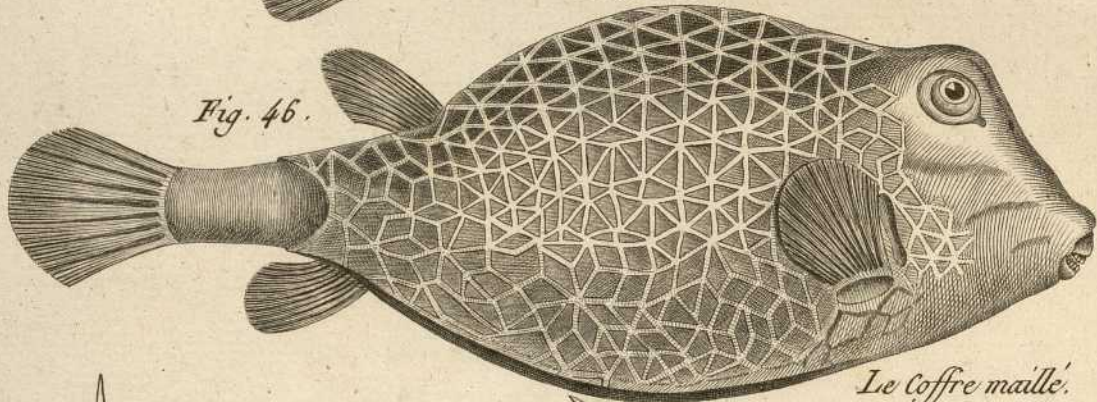
Le Coffre quadrangulaire a quatre épines.

Fig. 45.



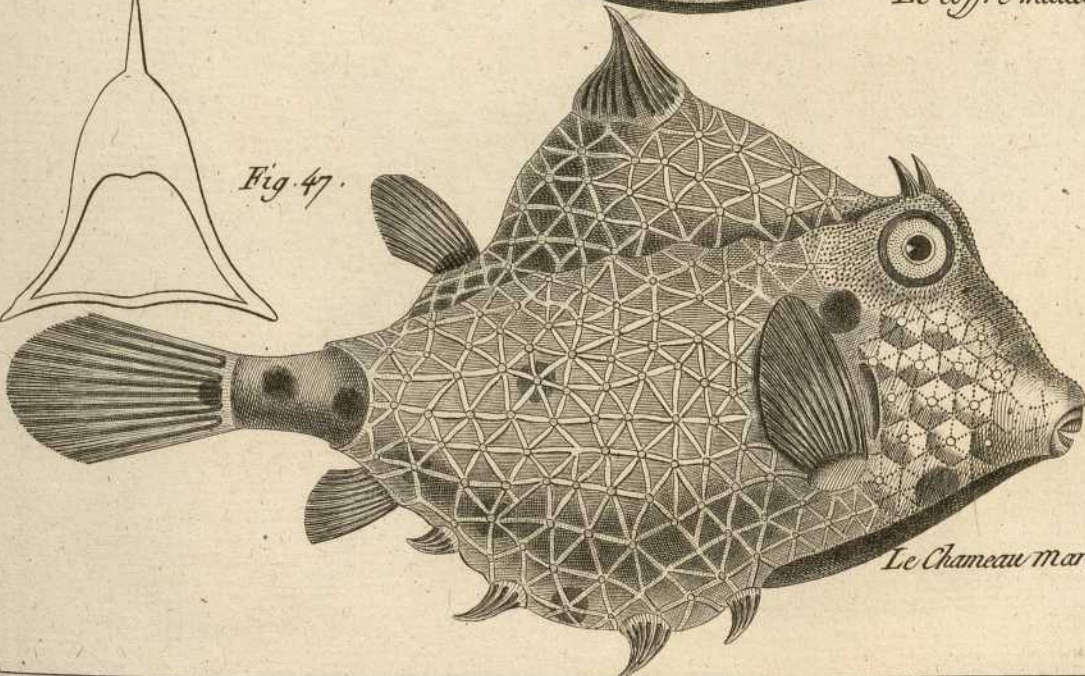
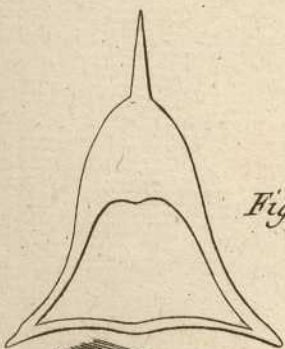
Le Coffre tigré.

Fig. 46.



Le Coffre maille.

Fig. 47.



Le Chameau marin.




Fig. 48. *Ostracor*.

Fig. 49. *Coryphæna pectinatus* L.

Fig. 50. *Tetrasodon lagocephalus* L.



Fig. 48.



*Le Coffre à bec.*

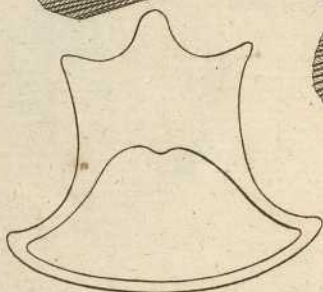
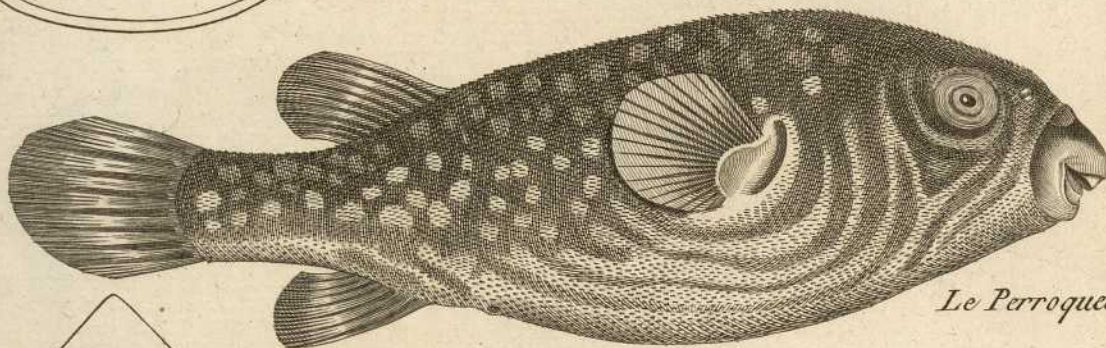


Fig. 49.



*Le Perroquet.*





Fig. 50.



*Le Blanc.*




Fig. 51 *Tetraodon lineatus* L.

Fig. 52 *Tetraodon lineatus* L.

Fig. 53 *Tetraodon hispidus* L.


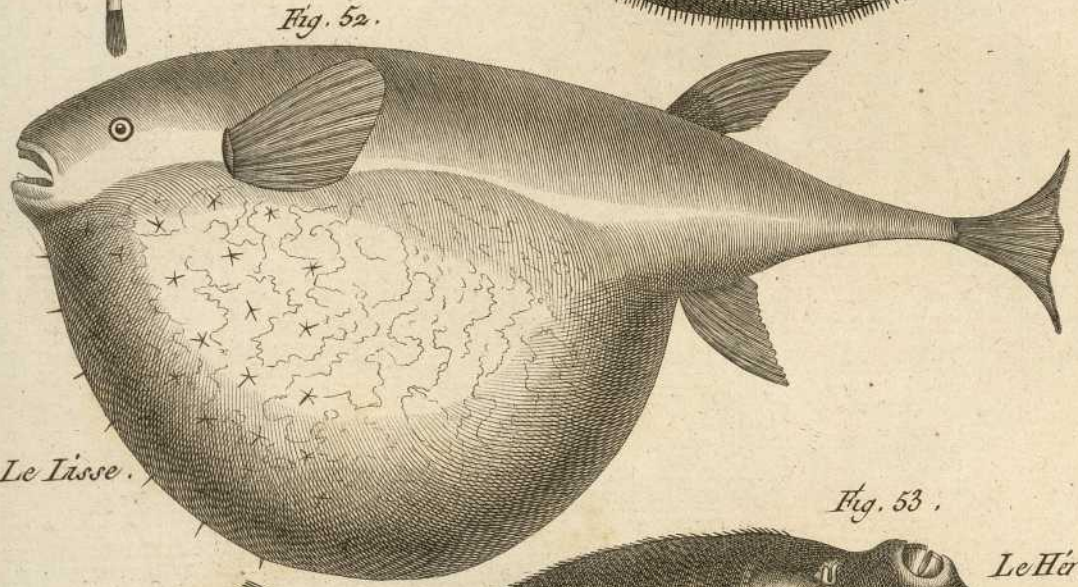




Fig. 55. *Fetrodon*.

Fig. 56. *Fetrodon mola* L.


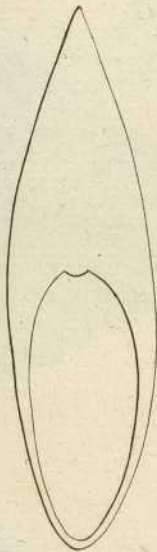
Fig. 56. *Fetrodon*.

Fig. 55.




Le Tigre.

Fig. 54.



La Lune.

Fig. 56.



Le Penton.

Fig. 57 *Petrodon scellatus* L.

Fig. 58

Fig. 59

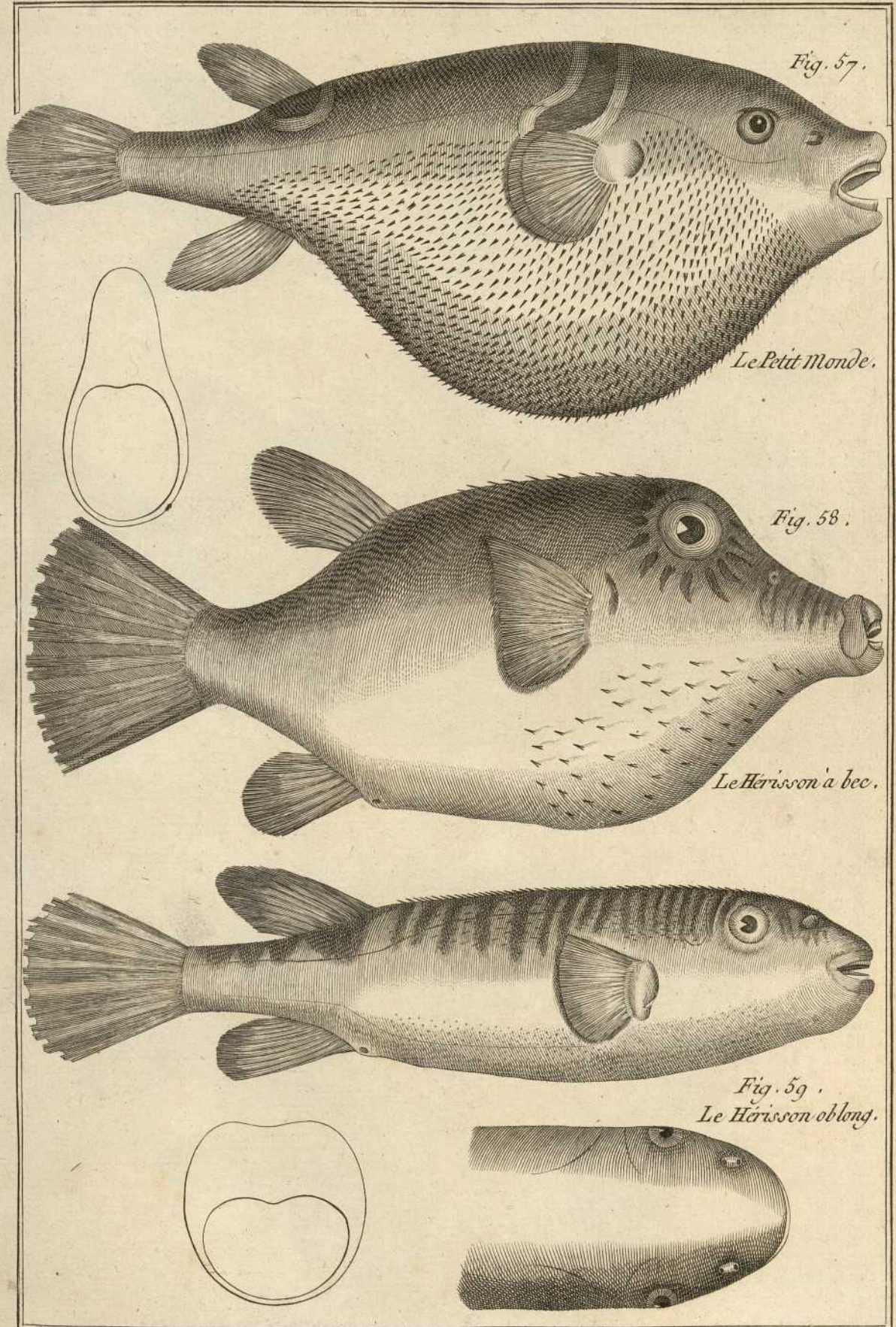


Fig. 57.

*Le Petit Monde.*

Fig. 58.

*Le Herisson à bec.*

Fig. 59.  
*Le Herisson oblong.*

Fig. 60. *Diodon atkinsi* L.

Fig. 61. *Diodon hystrix* L.

Fig. 62






Fig. 60.

*La Courte-épine.*




Fig. 61.

*La Longue-épine.*


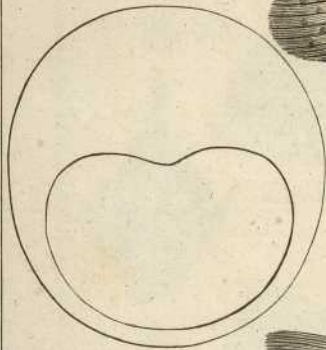


Fig. 62.

*L'Orbe Hérisson.*

Fig 63 Cyclopterus lumpus L.

Fig. 64 Cyclopterus dentex L.

Fig. 65 Cyclopterus minutus L.

Fig. 66. Cyclopterus ventriosus L.

Fig. 67. Cyclopterus liparoides L.




Fig. 63.

Le Lompe.




Fig. 64.

Le Bouclier denté.




Fig. 65.

Le Menu




Fig. 66.

Le Ventru.

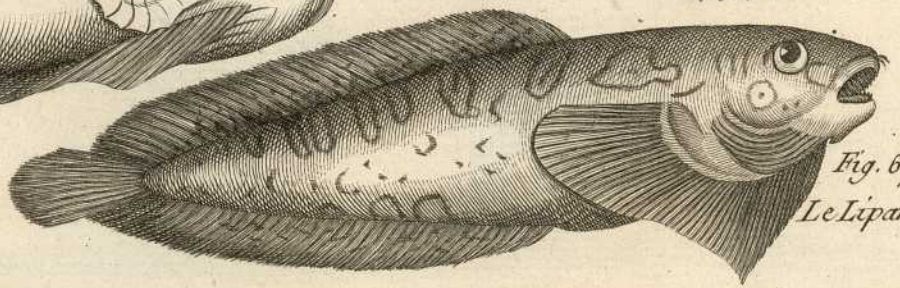
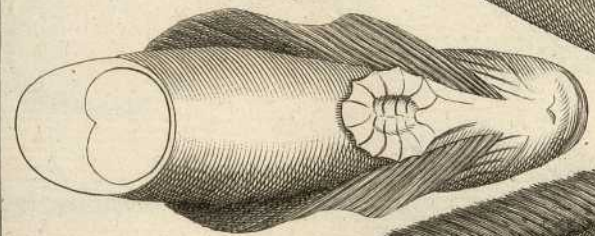


Fig. 67.

Le Liparis.

Fig. 68. *Centriscus scutellatus* L.

Fig. 69 *Centriscus scolopax* L.

Fig. 70 *Syngnatus typhle* L.

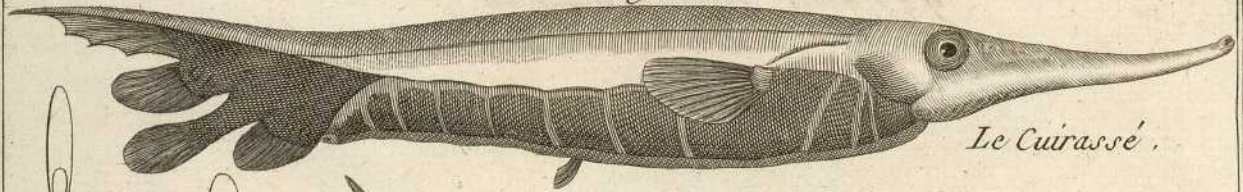
Fig. 71 *Syngnatus acus* L.

Fig. 72 *Syngnatus pelagicus* L.

Fig. 73 *Syngnatus ophidion* L.


Fig. 74 *Syngnatus barbatus* L.

Fig. 68.



Le Cuirassé.

Fig. 69.



La Becasse.

Fig. 70.



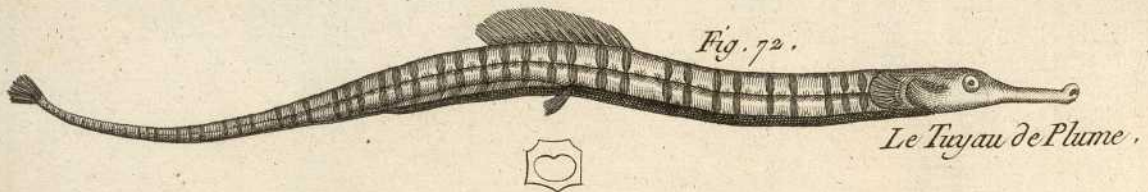
La Trompette.

Fig. 71.




L'Aiguille.

Fig. 72.



Le Tuyau de Plume.

Fig. 73.



Le Serpent.

Fig. 74. Le Sexangulaire.




Fig. 75 *Syngnatus hippocampus* L

Fig. 76 *Syngnatus tetragorinus* L

Fig. 77 *Pegasus braconis* L

Fig. 78. *Pegasus natans* L

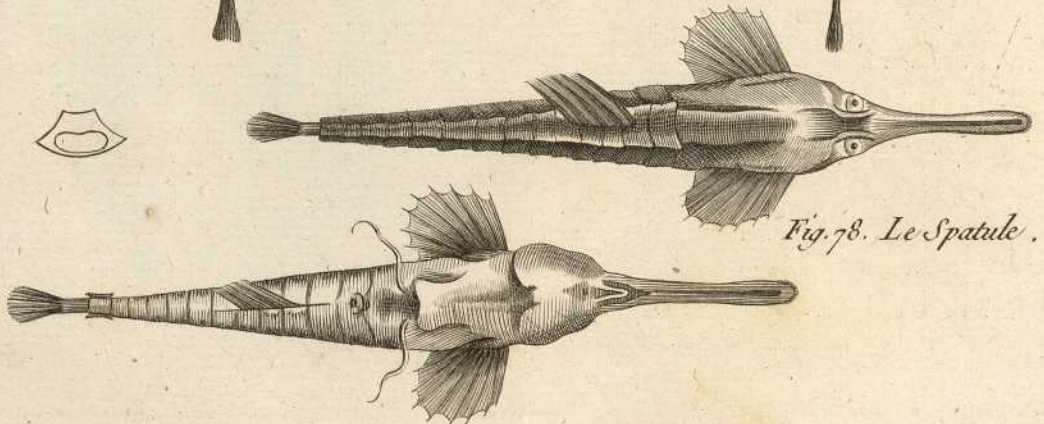
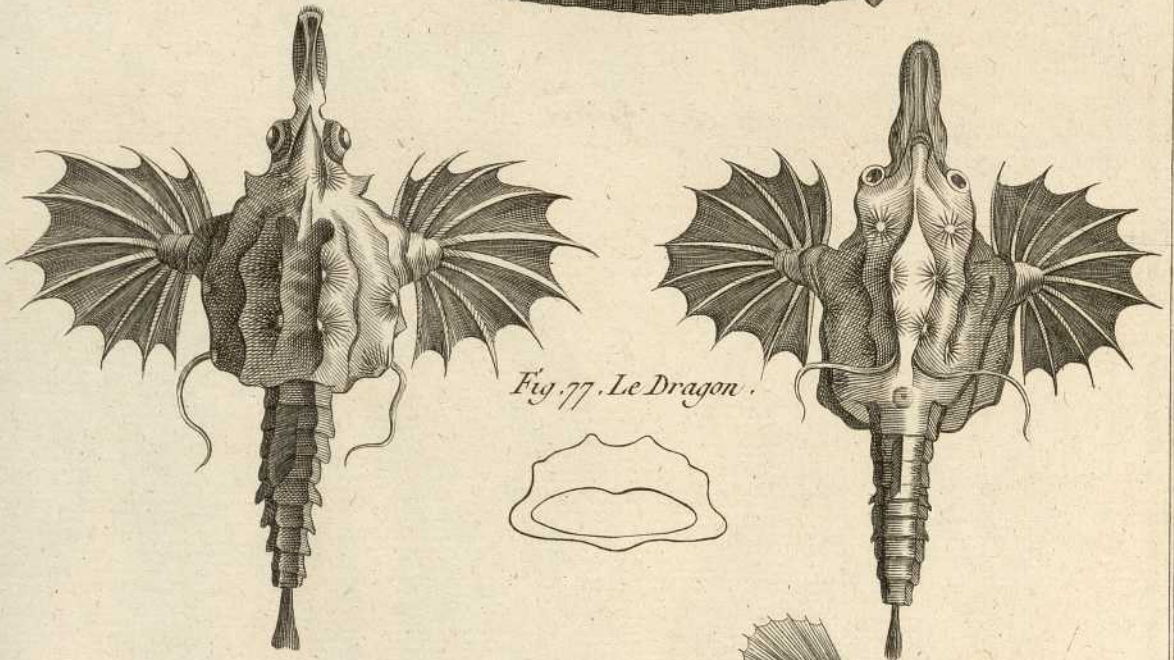
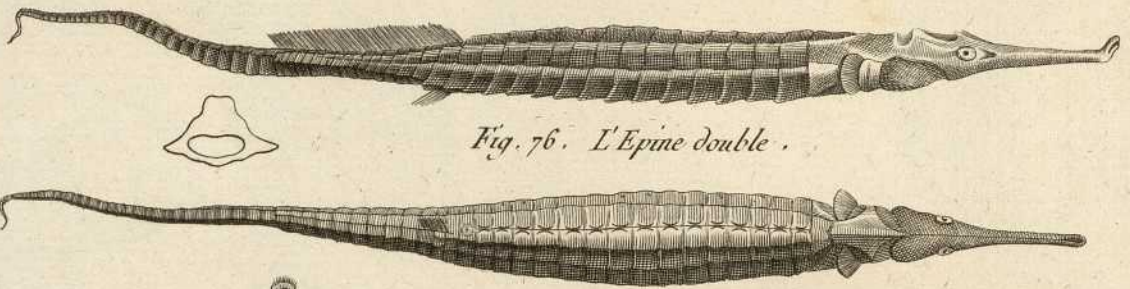
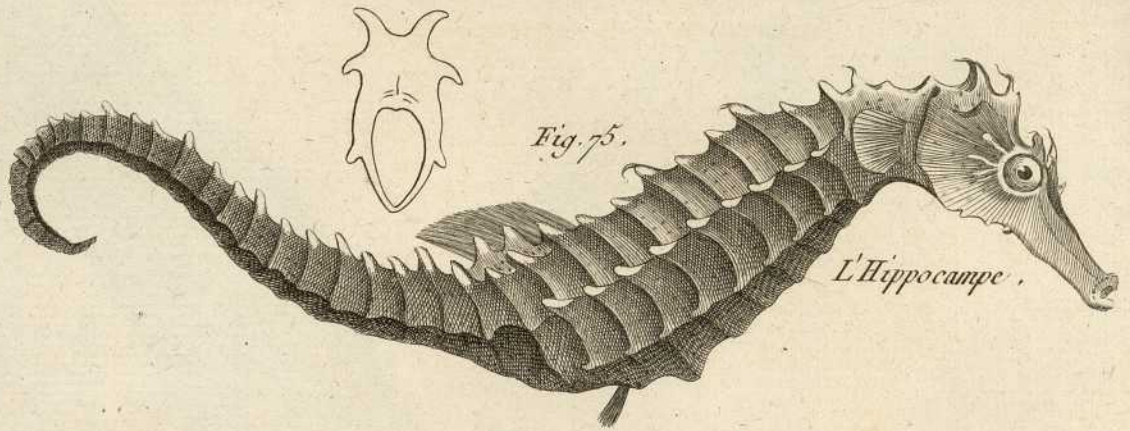
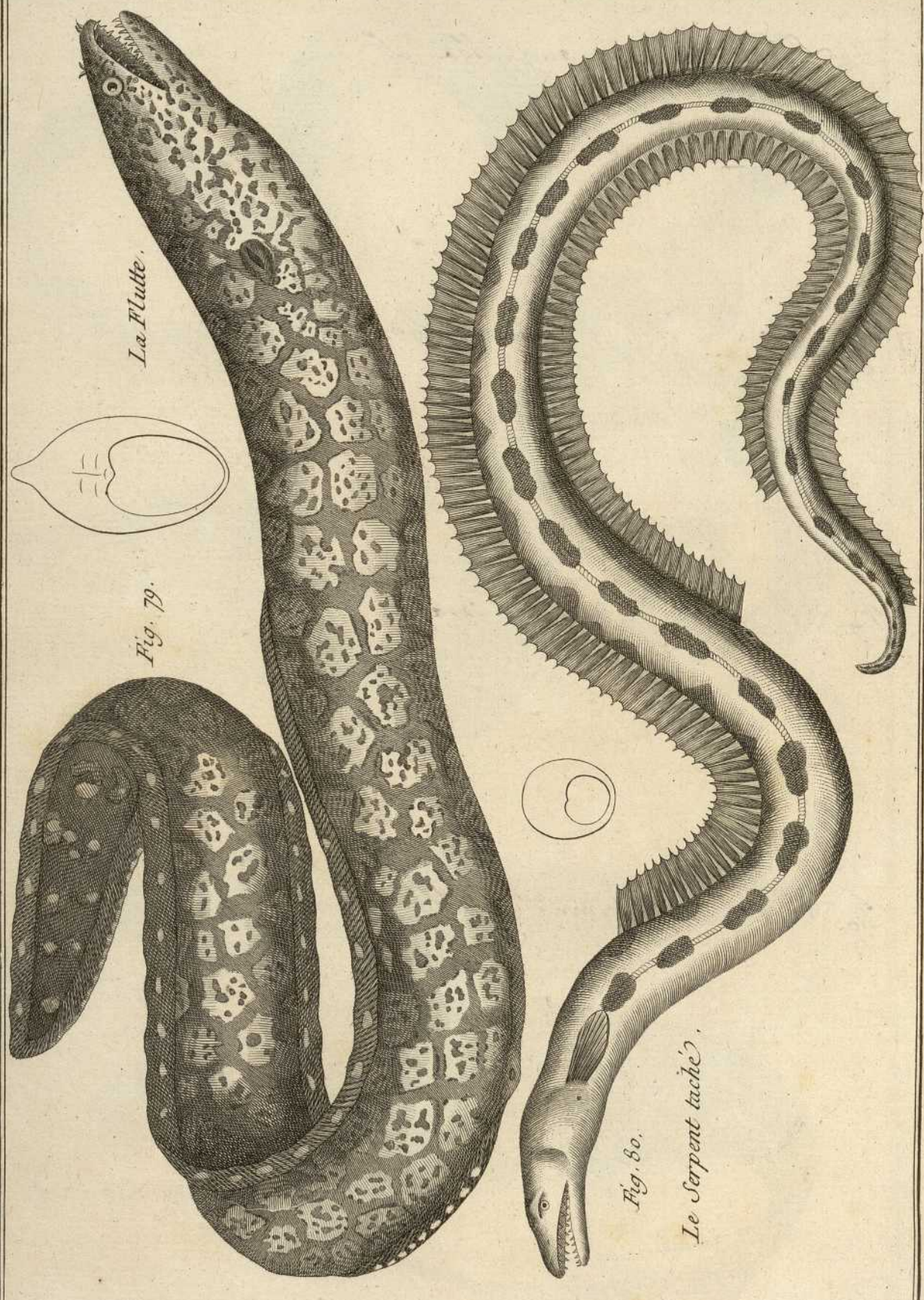


Fig. 79 *Musæna helena* L

Fig. 80 *Musæna ophis* L.





*La Flutte.*

*Fig. 79.*

*Le Serpent taché.*

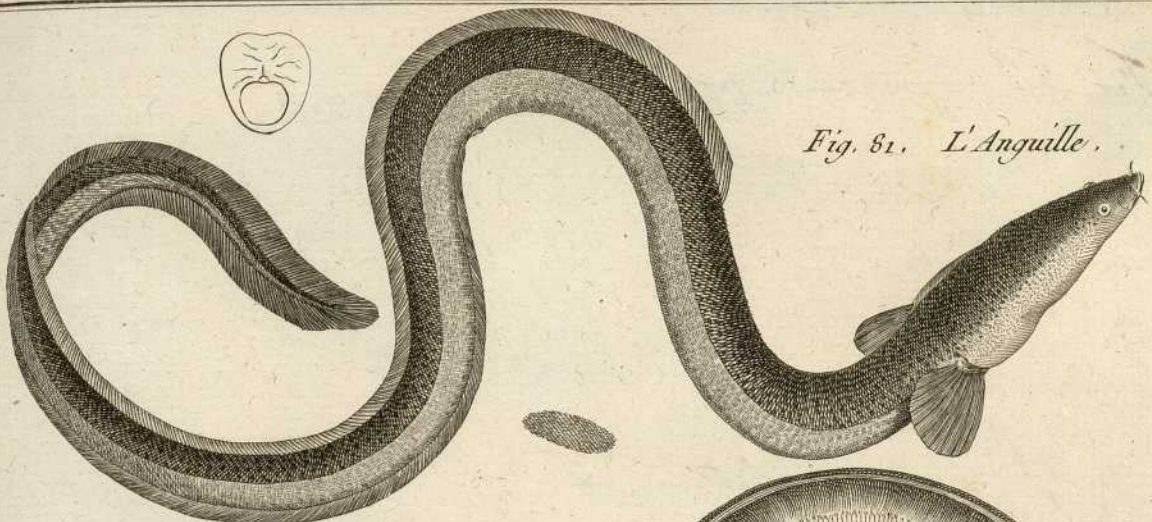
*Fig. 80.*

Fig 81 *Muraena anguilla* L

Fig. 82 n.º 1. *Muraena conger* L

Fig. 82 n.º 2 *Gymnotus carapo* L


Fig. 82 n.º 3. *Gymnotus albifrons* L




*Fig. 81. L'Anguille.*



*Fig. 82. Le Congre.*



*Fig. 82. N<sup>o</sup>. 2. Le Carape.*



*Fig. 82. N<sup>o</sup>. 3. Le Passan.*

Fig. 83 *Gymnotus notopterus* Pall.


Fig. 84 *Gymnotus electricus* L.

Fig. 85 *Gymnotus rostratus* L.

Fig. 86 *Frichiurus lepturus* L.

Fig. 83.

*Le Kapat.*



*L'Anguille Electrique.*

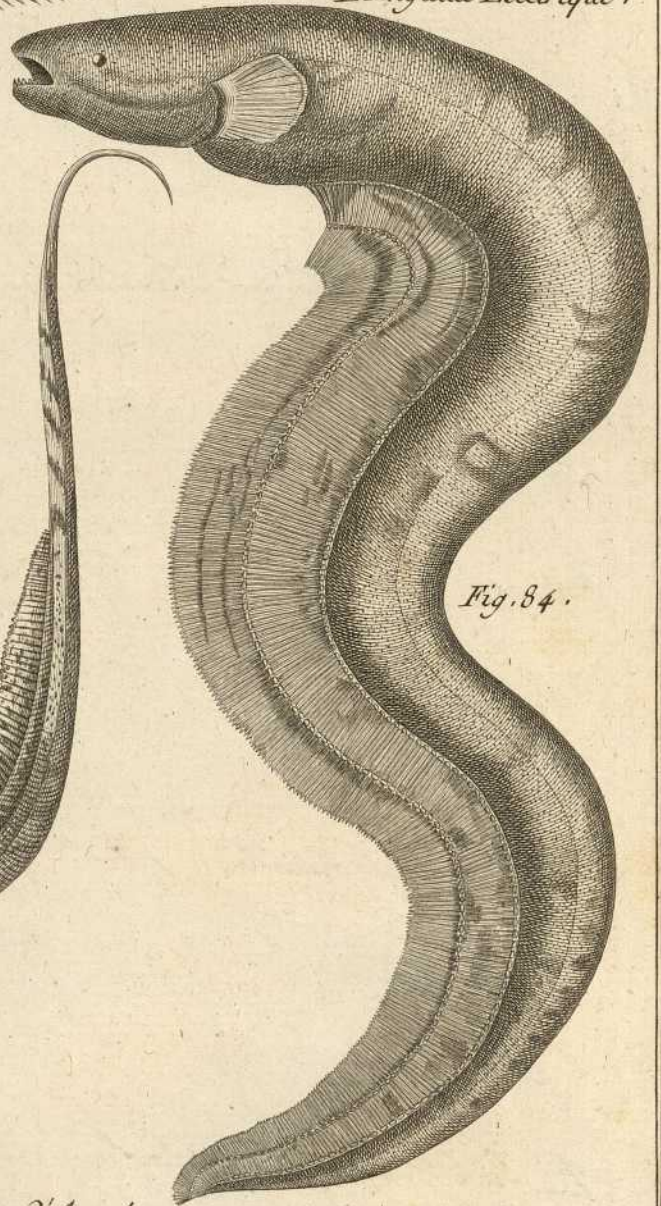


Fig. 84.

Fig. 85.

*Le Musseau long.*

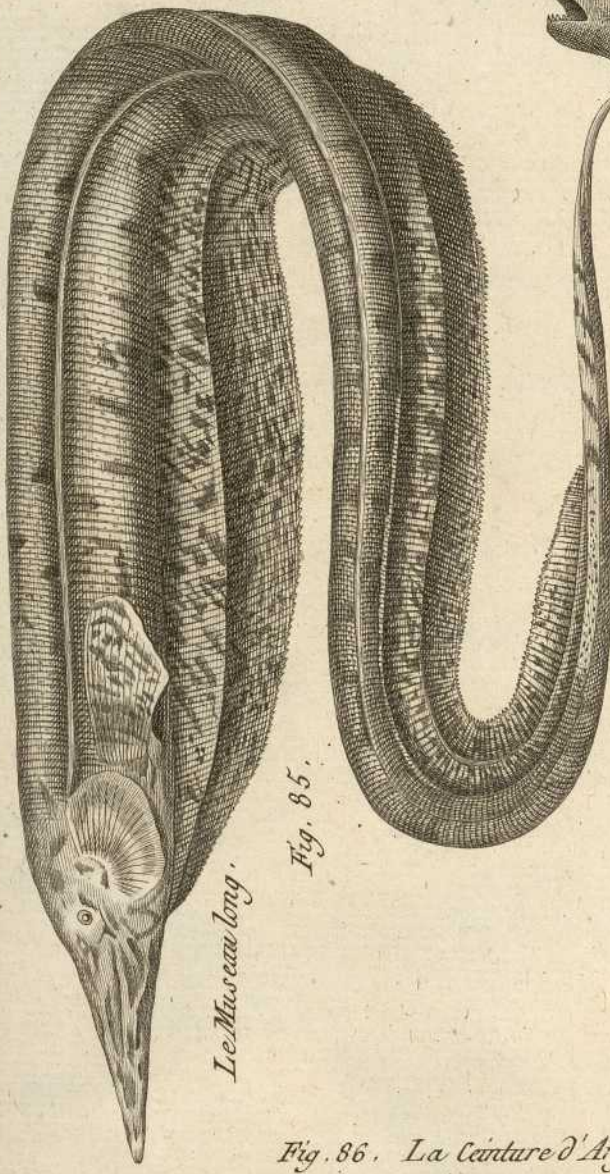


Fig. 86. *La Ceinture d'Argent.*

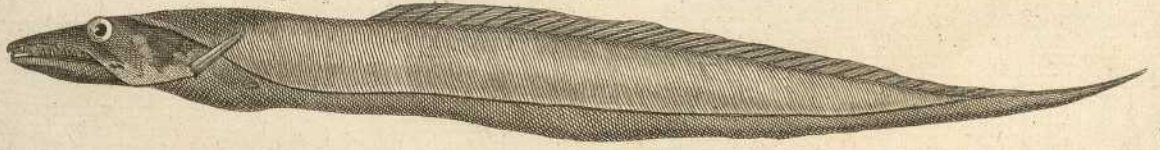


Fig. 87 *Anarrhichas lupus* L.

Fig. 88 *Ammodytes tobianus* L.

Fig. 89 *Ophidium barbatum* L.

Fig. 90

Fig. 91. *Stromateus parva* L.

Fig. 92 *Xiphias gladius* L.

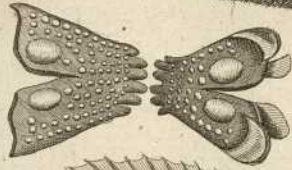



Fig. 87. La Crapaudine.

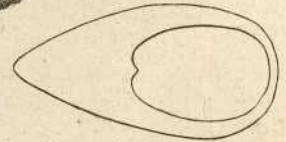


Fig. 88. L'Appât de Vase.

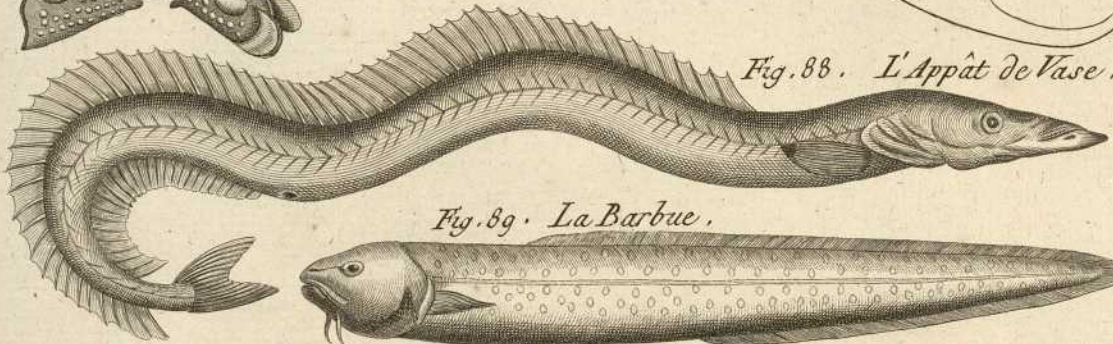


Fig. 89. La Barbue.

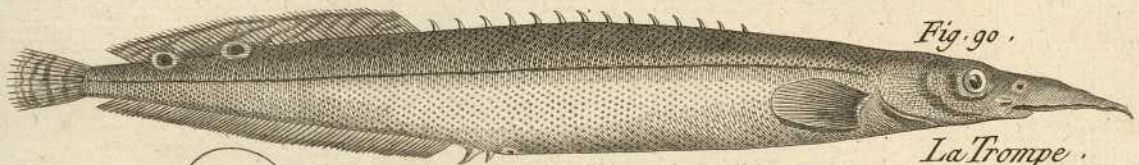


Fig. 90.

La Trompe.




Fig. 92.

L'Espadon.




Fig. 91.

Le Paru.

Fig. 93 *Callosinimus lyra* L.

Fig. 94 *Callosinimus dracunculæ* L.


Fig. 95 *Callosinimus ocellatus* Gm.

Fig. 96 *Callosinimus sagitta* Pall.

Fig. 97. *Uranoscopus scaber* L.



Fig. 94.




Le Dragonneau.

Fig. 95.



Le Petit Argus.

Fig. 93.



Le Lacert.

La Fleche.

Fig. 96.

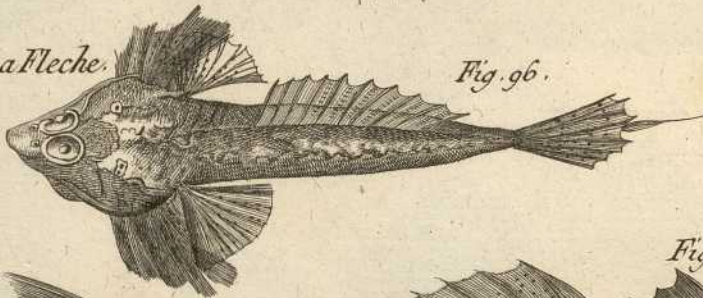


Fig. 97. Le Rat.




Fig. 98 *Frachinus spaco* L

Fig. 99 *Gadus aeglefinus* L

Fig. 100 *Gadus callarias* B. Em.

Fig. 101 *Gadus morhua* L

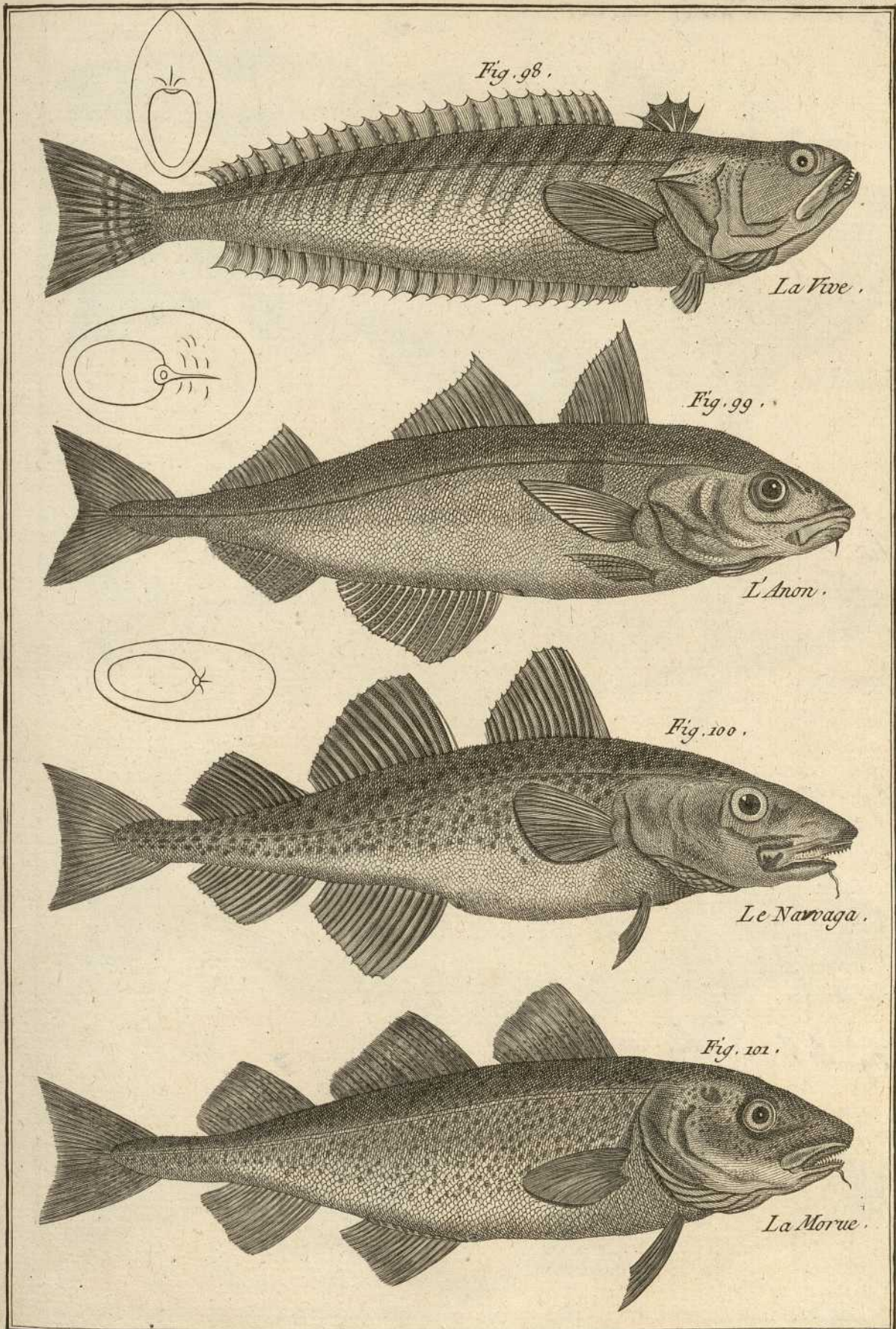


Fig. 102 *Gadus luscus* L.

Fig. 103 *Gadus barbatus* L.


Fig. 104 *Gadus minutus* L.

Fig. 105 *Gadus merlangus* L.


Fig. 106 *Gadus carbonarius* L.

*La Bibe*

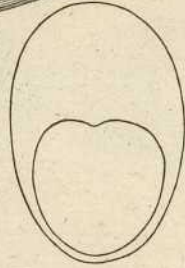
*Fig. 102.*




*Fig. 103.*



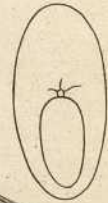
*Le Tacaud.*




*Fig. 104*




*Le Capelan.*




*Fig. 105.*



*Le Merlan.*



*Fig. 106.*



*Le Colin*

Fig. 107 *Gadus pollackius* L

Fig. 108 *Gadus mola* L

Fig. 109 *Gadus tau* L

Fig. 110 *Gadus lota* L.




Fig. 107.

Le Lieu.





Fig. 108.

La Lingue.



Le Tau.

Fig. 109.





Fig. 110.



La Lote.

Fig. 111 *Gadus mustella* L

Fig. 112 *Salmo gibbosus* L

Fig. 113 *Blennius ocellatus* L

Fig. 114 *Blennius pholis* L






Fig. 111.

La Mustele.

Fig. 112.

Le Bossu.

Fig. 113.

Le Lièvre.

Fig. 114.

Le Perce-pierre.

Bernard Buracil.

Fig. 115 *Blennius superciliosus* L

Fig. 116 *Blennius gattorugine* L ?

Fig. 117 *Blennius gattorugine* L

Fig. 118 *Blennius pholis* L

Fig. 119 *Blennius gunellus* L

Fig. 120. *Blennius viviparus* L

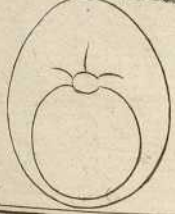
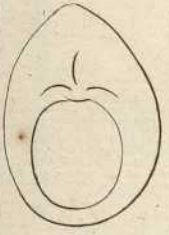
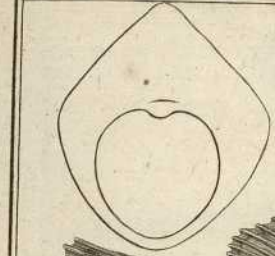


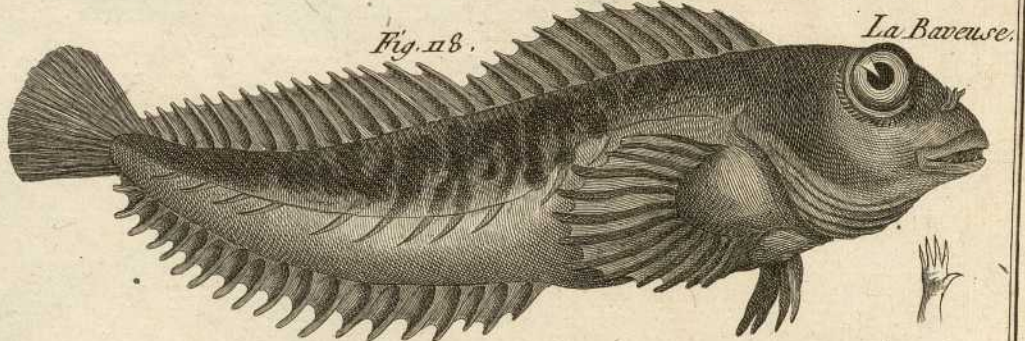

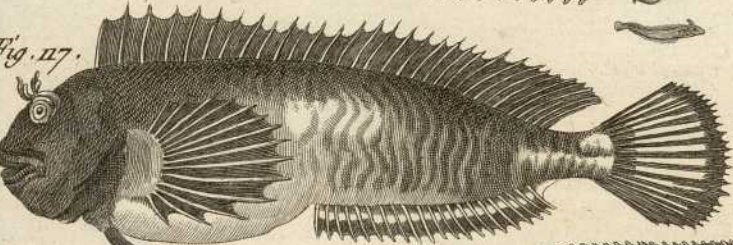



Fig. 121 *Lepola tenuis* L

Fig. 122 *Lepola rubescens* L

Fig. 123 *Echeneis remosa* L

Fig. 124 *Echeneis naufragata* L

Fig. 125 *Coryphæna hypurus* L

Fig. 126 *Coryphæna pentadactyla* L

Fig. 127. *Coryphæna novacula* L

Fig. 121.

Le Tenia.

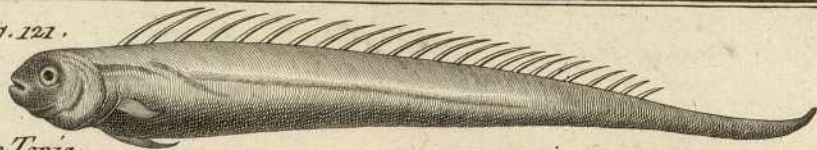


Fig. 122.

Le Serpent de Mer




Fig. 123. Le Remore.




Fig. 124. Le Succet.




Fig. 125. Le Dofin.

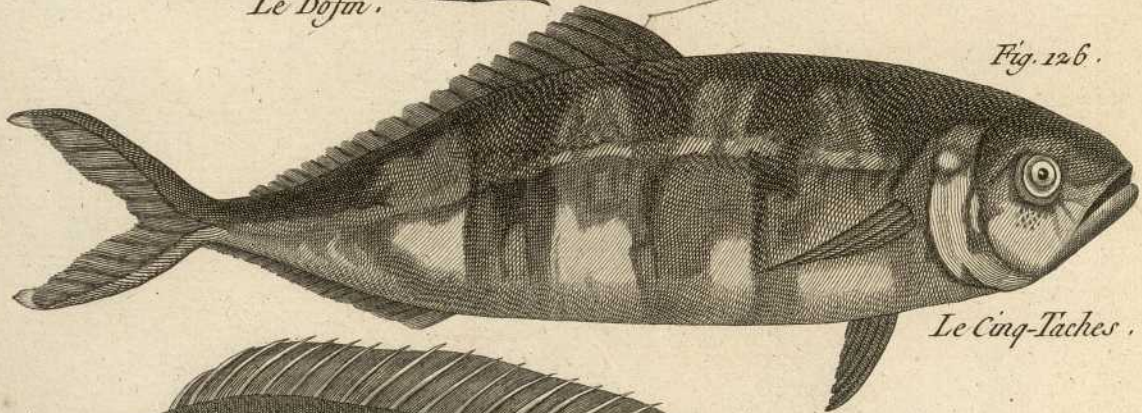


Fig. 126.

Le Cinq-Taches.




Fig. 127.

Le Rason.

Fig. 128 *Coryphæna velifera* Pall.

Fig. 129 *Coryphæna fasciolata* Pall.

Fig. 130 *Coryphæna pompilus* L.

Fig. 131 *Sabrus pavo* L. ?

Fig. 132. *Coryphæna cœrulea* Em.




Fig. 133 *Gobius anguillaris* Em ?

Fig. 134 *Gobius niger* L

Fig. 135 *Gobius paganellus* L

Fig. 136 *Gobius joro* L.

Fig. 137 *Gobius barbarus* L

Fig. 138. *Gobius strigatus* Droufs.



Fig. 133.

Le Poisson à longue queue.

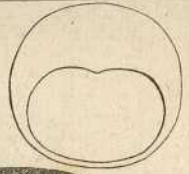


Fig. 135.

Le Goujon de Mer.




Fig. 138.

Le Tuboa.




Fig. 134.

Le Boulereau.




Fig. 136.

Le Goujon blanc.





Fig. 137.

Le Schlosser.



Benard Dureaut.

Fig. 159. *Gobius Hoelvaeteri* Pall.

Fig. 160 *Gobius boddarti* Pall.


Fig. 161 *Gobius lagocephalus* Pall.

Fig. 162 *Gobius ocellaris* Bronsonet.

Fig. 163 *Gobius appinoides* Pall.


Fig. 164. Colle

Fig. 139.




Le Koelreuter.

Fig. 140.




Le Boddart.

Fig. 141.



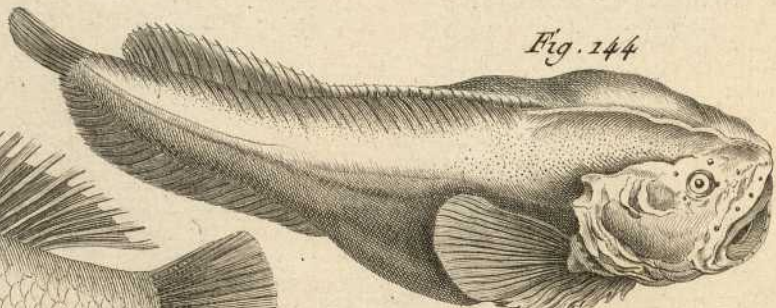
La Tête de Lievre.

Fig. 142.




L'Awaou.

Fig. 144



Le Smyrneen.

Fig. 143.



Le Cyprinouide.

Fig. 166 *Cottus quadricornis* L

Fig. 166 *Cottus cataphractus* L

Fig. 167 *Cottus gunnensis* L

Fig. 168 *Cottus scorpius* L

Fig. 169. *Cottus gobio* L.




Fig. 145.

L'Armé.




Fig. 146.

Le quatre-corne.




Fig. 147.

Le Grogneur




Fig. 148.

Le Scorpion.




Fig. 149.

Le Chabot.

Fig. 150. *Cottus japonicus* Pall.

Fig. 151. *Scorpena porcus* L.

Fig. 152. *Scorpena didactyla* Pall.

Fig. 153. *Zeus gallus* L.







Fig. 156 *Zeus faber* L.

Fig. 155 *Scomber thyrenus* L. ?

Fig. 156 *Pleuronectes hippoglossus* L.



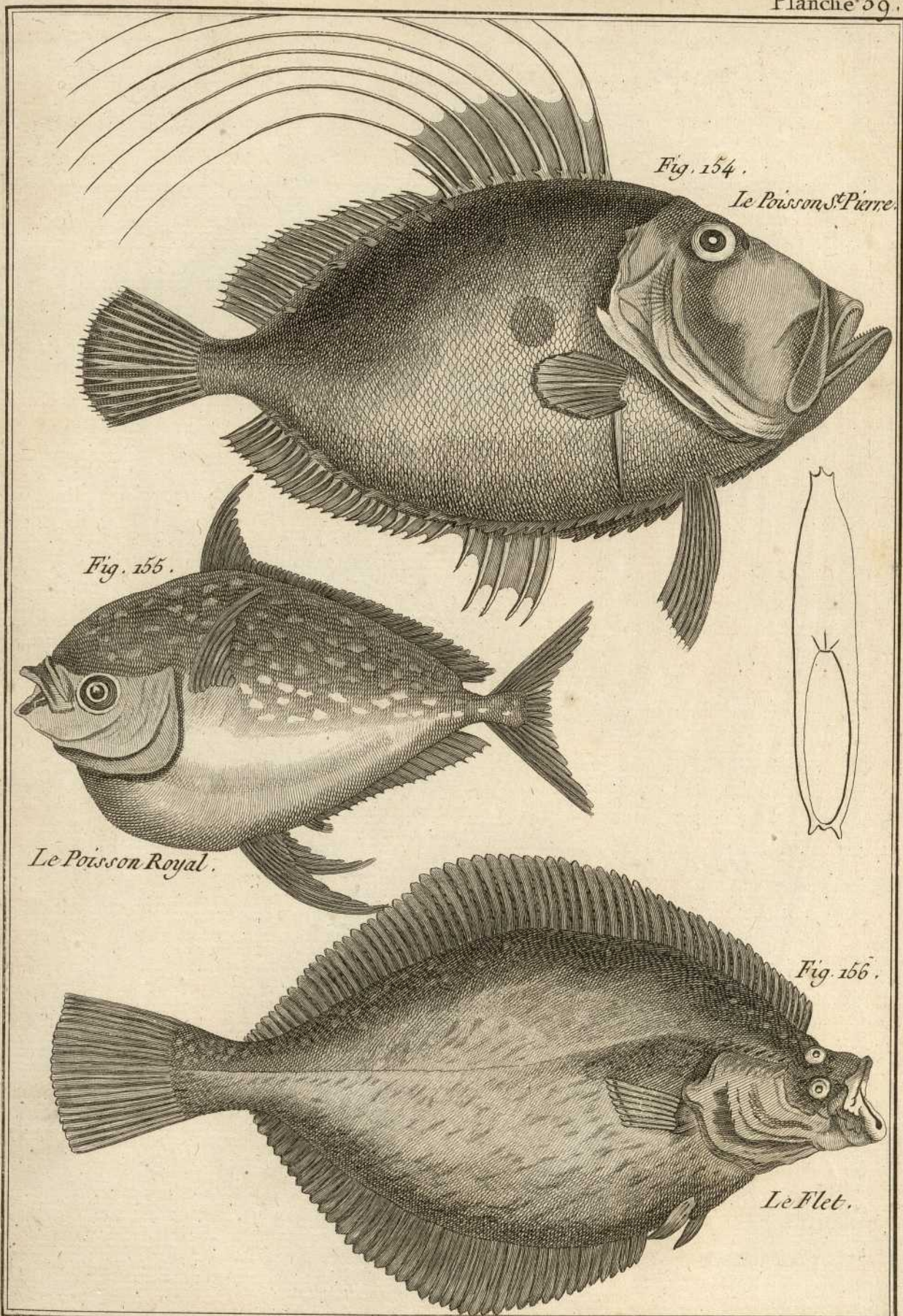


Fig. 154.  
*Le Poisson St Pierre.*

Fig. 155.

*Le Poisson Royal.*

Fig. 156.

*Le Flet.*

Fig. 157 *Pleuronectes platessa* L.

Fig. 158 *Pleuronectes limanda* L.

Fig. 159. *Pleuronectes fesus* L.

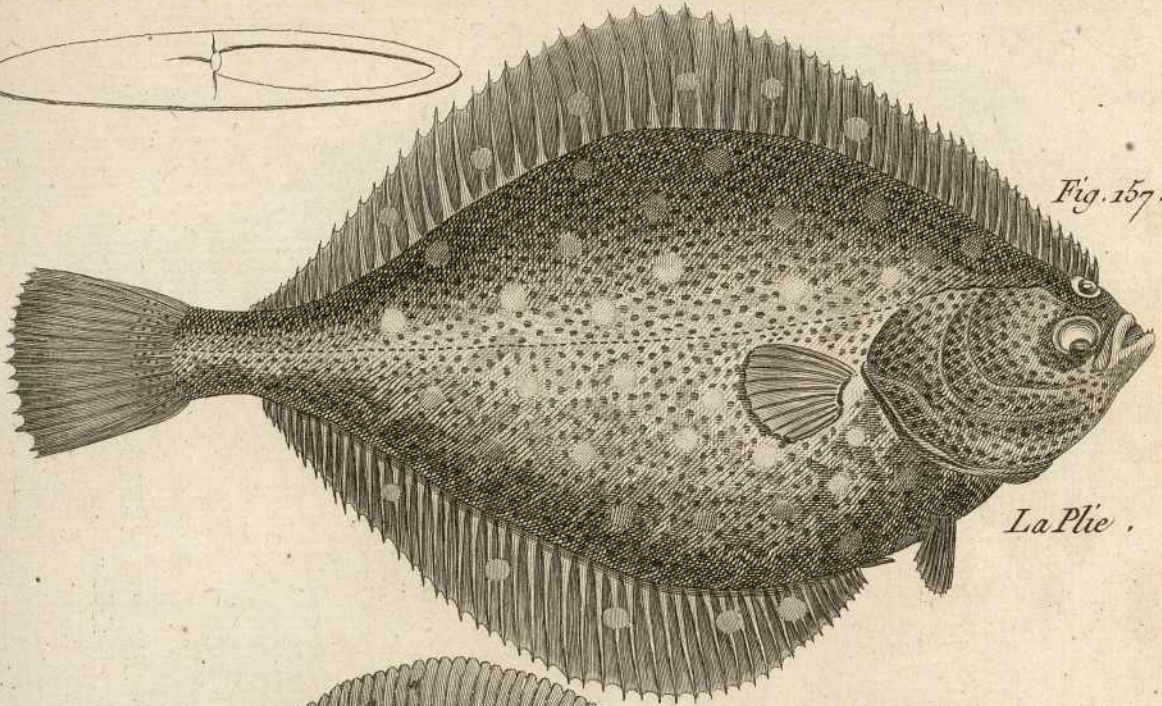
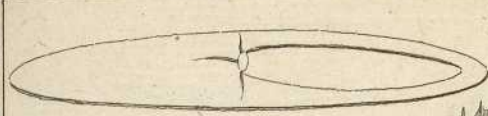



Fig. 157.

La Plie .

Fig. 158.



La Limande .


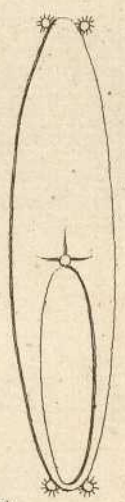


Fig. 159 .

Le Fleton .

Bernard Duvall.

Fig. 160 *Pleuronectes solea* L.

Fig. 161 *Pleuronectes mancus* Brömf.

Fig. 162 *Pleuronectes rhombus* L.

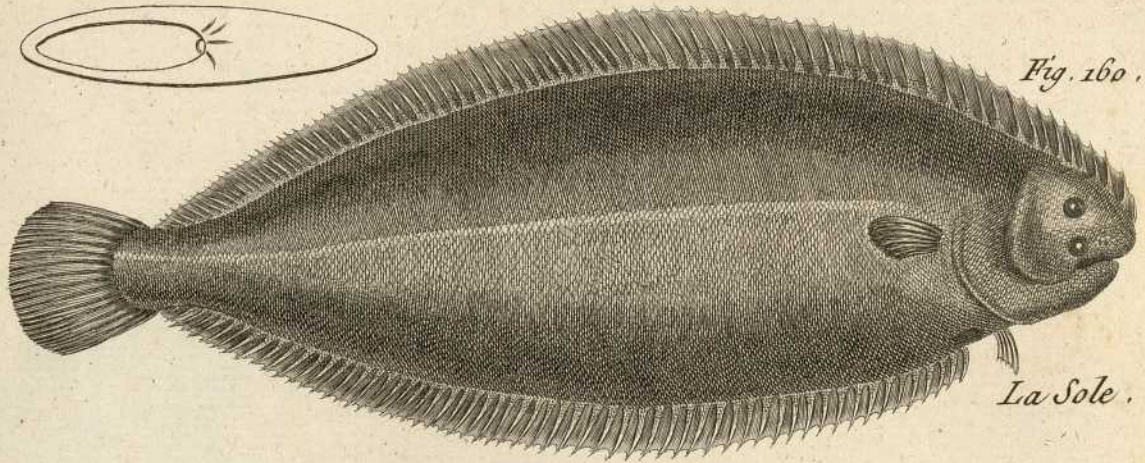
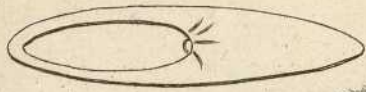


Fig. 160.

La Sole.

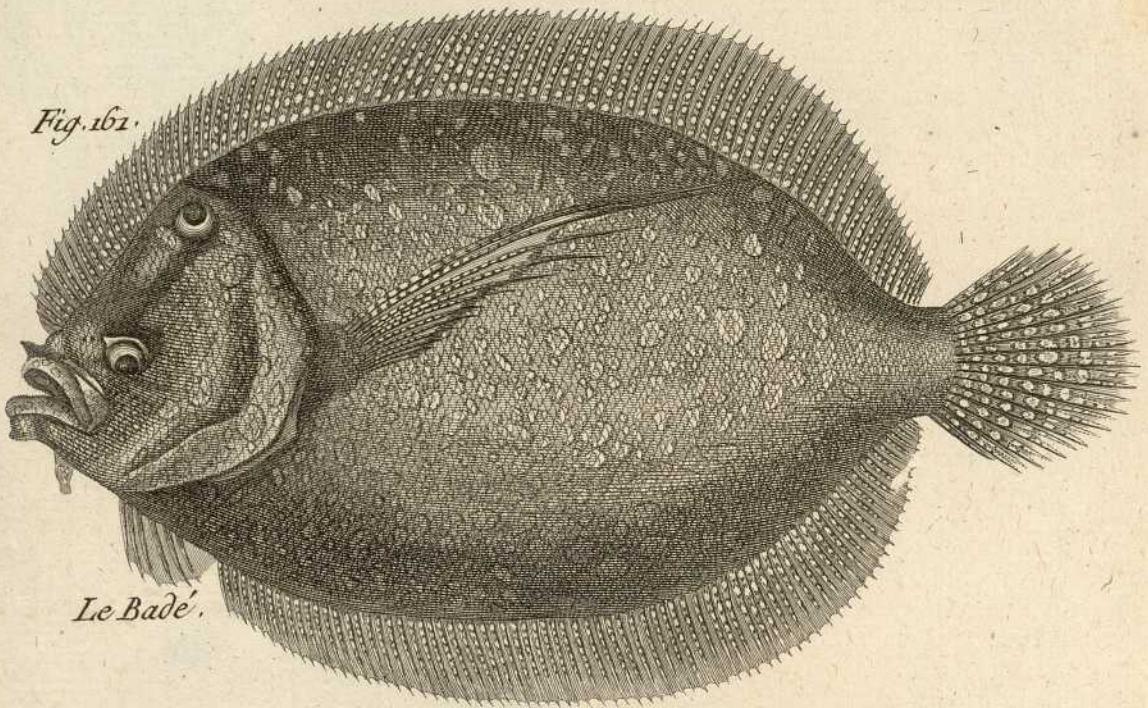


Fig. 161.

Le Badé.




Fig. 162.

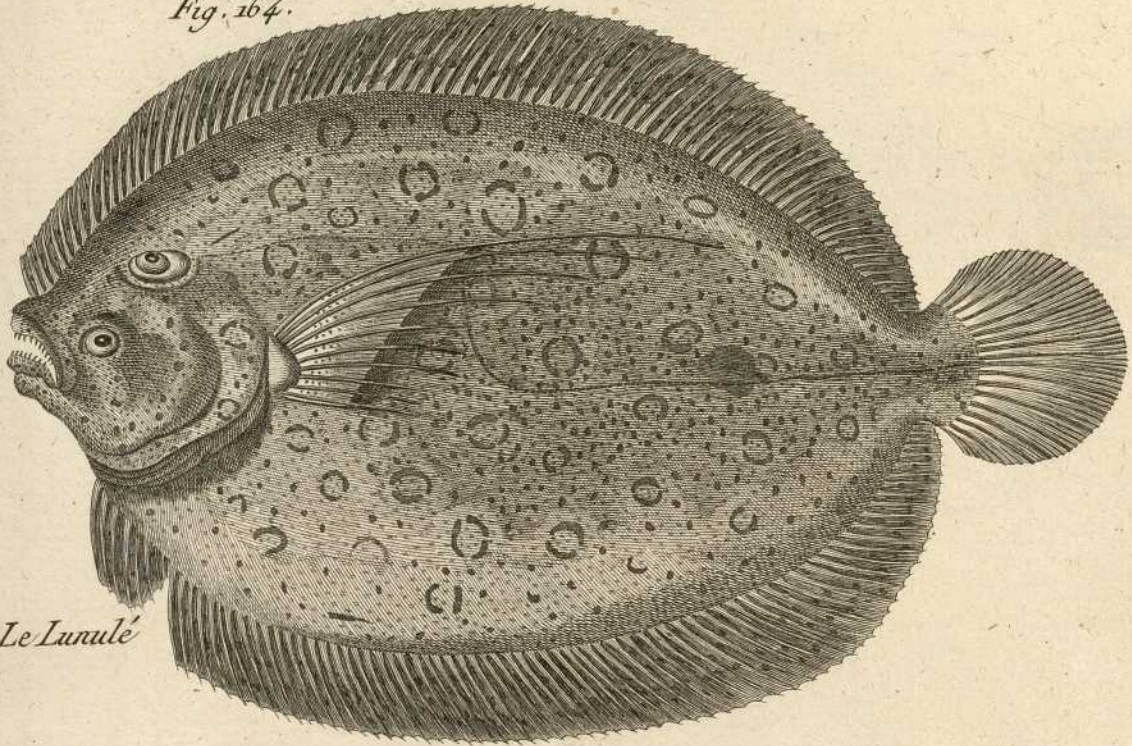
Le Carrelet.

Benard Delin.

Fig. 166 *Pleuroceter lunatus* L


Fig. 167 *Pleuroceter maximus* L

Fig. 164.



*Le Lunulé*

Fig. 163.



*Le Turbot*


Fig. 165 *Planonectes pauper* L. ?

Fig. 166 *Chatodon canescens* L

Fig. 167 *Chatodon fimbriatus* L




Fig. 165.



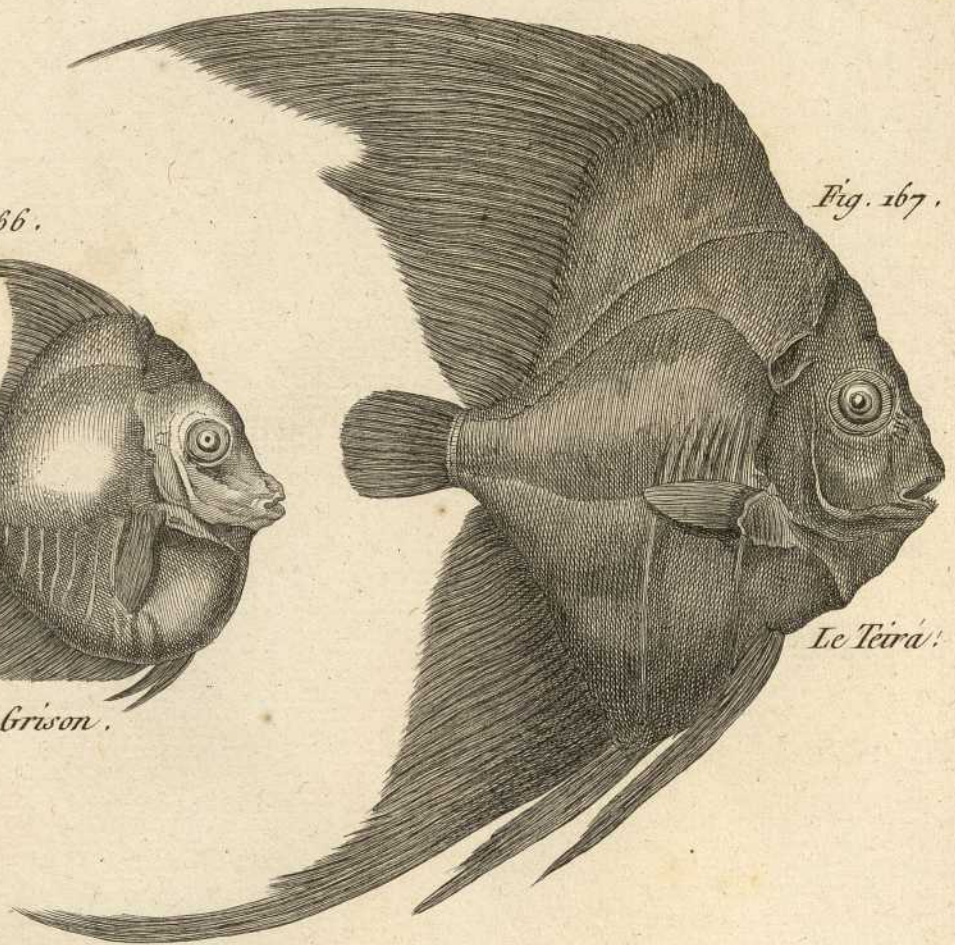
*Le Moineau*

Fig. 166.



*Le Grison.*


Fig. 167.



*Le Teiré.*


Fig 168 *Blemius cornutus* L (no)  
*Chatodon cornutus* L.

Fig 169. *Chatodon ascuatus* L.



*Fig. 168.*

*Le Cornu.*



*Fig. 169.*

*L'Arque.*

Fig. 170 *Chatodon verticatus* L

Fig. 171 *Chatodon nigricans* L

Fig. 172 *Chatodon lineatus* L

Fig. 173 *Chatodon hirtellus* L

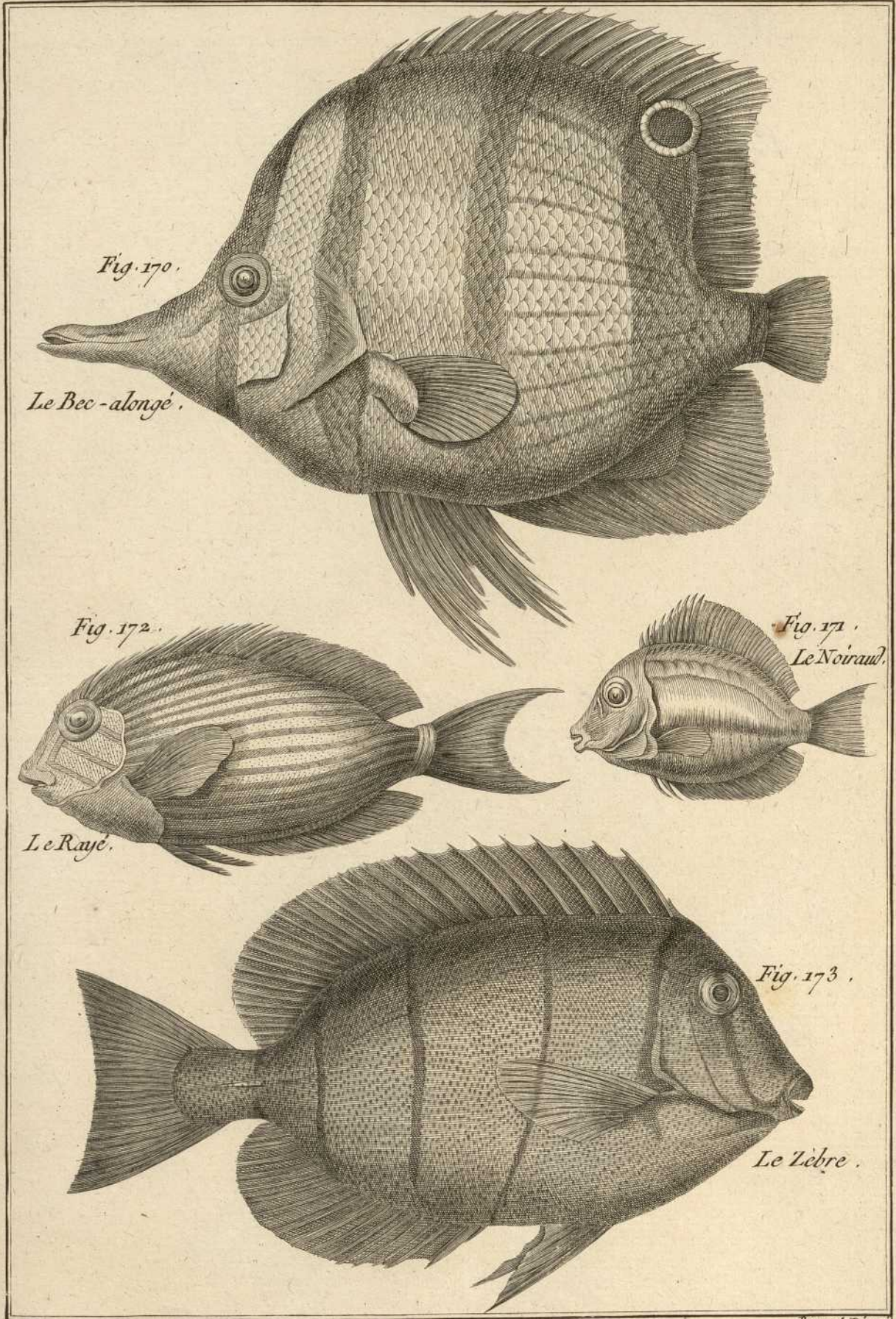


Fig. 170.

*Le Bec-alongé.*

Fig. 172.

*Le Rayé.*

Fig. 171.

*Le Noiraud.*

Fig. 173.

*Le Zèbre.*

Fig. 174. *Chatodon faber* L

Fig. 175. *Chatodon macrolepidotus* L


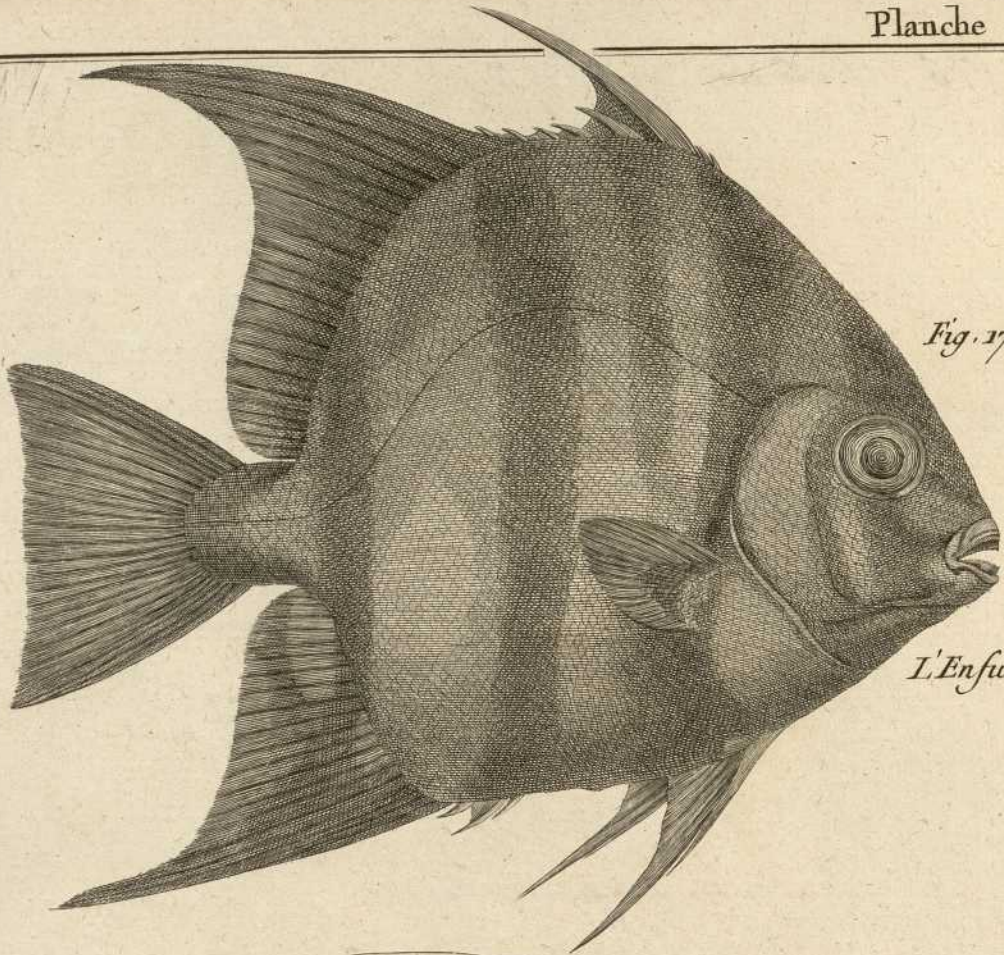


Fig. 176 *Chatodon longirostris* Bröuhl.

Fig. 177 *Chatodon stratus* L

Fig. 178 *Chatodon capistratus* L

Fig. 179. *Chatodon ocellatus* L






Fig. 176.  
Le Souflet.

Fig. 178.  
Le Bride.

Fig. 177.

Le Strié.

Fig. 179.

Le Cilier.

Ecaille-vue au Microscope.

Bernard Doreux.

Fig. 188. *Sparus melanurus* L

Fig. 189. *Sparus aurata* L

Fig. 190. *Sparus smaris* L

Fig. 191

Fig. 192. *Sparus saxatilis* L




Fig. 181.

L'Oblade.




Fig. 182.

Le Picarel.




Fig. 180.

La Dorade.




Fig. 183.

La Mandole.




Fig. 184.

Le Paon.

Bernard Duvault,

Fig. 185 *Sparus erythrinus* L

Fig. 186 *Sparus pagrus* L

Fig. 187 *Sparus chlorinis* L

Fig. 188 *Sparus salpa* L

Fig. 189




Fig. 185.

Le Pagel.

Fig. 186.

Le Pagre.

Fig. 187.

Le Marron.

Fig. 188. La Saupe.

Fig. 189. Le Filou.

Fig. 190 Sparus lentes L



Fig. 191 Sparus molmyrus L




Fig. 192




Fig. 193.






*Fig. 190. Le Dente.*




*Fig. 191. Le Morme.*



*Fig. 192.*

*Le Breme dente.*



*Fig. 193.*

*Le Poisson Vert.*

Fig. 196 *Labus anthias* L

Fig. 199 *Labus griseus* L

Fig. 197 *Labus pavo* L

Fig. 198. *Labus lunaris* L.



Fig. 194. Le Barbier.




Fig. 196.

Le Croissant.



Fig. 197.

Le Paon.



Fig. 195.

Le Griffon.




Fig. 198 *Sabrus hiatula* L

Fig. 199 *Sabrus julis* L

Fig. 200 *Sabrus fabrus* L

Fig. 201. *Sabrus mesula* L




Fig. 198.

L'Hiatule.




Fig. 199.

La Girelle.




Fig. 200.

Le Fauve.




Fig. 201.

Le Merle.

Bernard Duvacit.

Fig. 202 *Siana umbra* L

Fig. 203 *Siana cirrhosa* L

Fig. 204 *Perca fluviatilis* L

Fig. 205 *Perca lucio-perca* L







Fig. 206 *Perca asper* L

Fig. 207 *Perca zingel* L

Fig. 208 *Perca labrax* L

Fig. 209 *Perca undulata* L

Fig. 210. *Perca marina* L




Fig. 206. L'Apron




Fig. 207. Le Zingel.




Fig. 208.

Le Loup.




Fig. 209.

Le Croker.




Fig. 210.

La Perche de mer.

Benard D'excil.

Fig. 211 *Perca nobilis* L


Fig. 212 *Perca polymna* L

Fig. 213 *Perca chrysoptera* L

Fig. 214 *Perca punctata* L

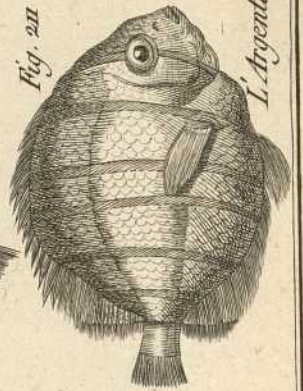


Fig. 212.




La Polymne.

Fig. 211.




L'Argentine.

Fig. 213.



La Dorée.

Fig. 214.



La Ponctué'e.

Benard D'arct

Fig. 215 *Perca guttata* L

Fig. 216 *Perca venenosa* L

Fig. 217 *Perca melanura* L

Fig. 218 *Perca sectatrix* L




Fig. 215.

*La Sanguinolente.*

Fig. 216.

*La Tenimeuse.*

Fig. 218.

*La Sauteuse.*

Fig. 217.

*La Queue Noire*

*Bernard Drocet.*

Fig. 219 *Perca diagramma* L

Fig. 220 *Perca cotinea* L

Fig. 221 *Perca formosa* L

Fig. 222 *Gasterosteus aculeatus* L.

Fig. 223 *Gasterosteus ductor* L


Fig. 224 *Gasterosteus saltatrix*. L

Fig. 225 *Gasterosteus purgatus* L


Fig. 226.

*La Diagramme.*


*Fig. 219.*



*Fig. 221. L'Écureuil.*




*Fig. 220.*




*Le Post.*


*Fig. 225. L'Épinoche.*



*Fig. 224. Le Sauteur.*




*Fig. 222.*




*Les trois Epines.*

*Fig. 223.*



*Le Pilote.*

*Fig. 226.*



*L'Épine.*





*Benard Delicé.*

Fig. 227 *Scomber scomber* L

Fig. 228 *Scomber thyrsus* L.

Fig. 229 *Scomber cordula* L

Fig. 230. *Scomber trachurus* L



Benard. Delincaut.

Fig. 231 *Scomber amia* L

Fig. 232 *Mullus barbatus* L.

Fig. 233 *Mullus surmullus* L

Fig. 234. *Figula cataphractus* L



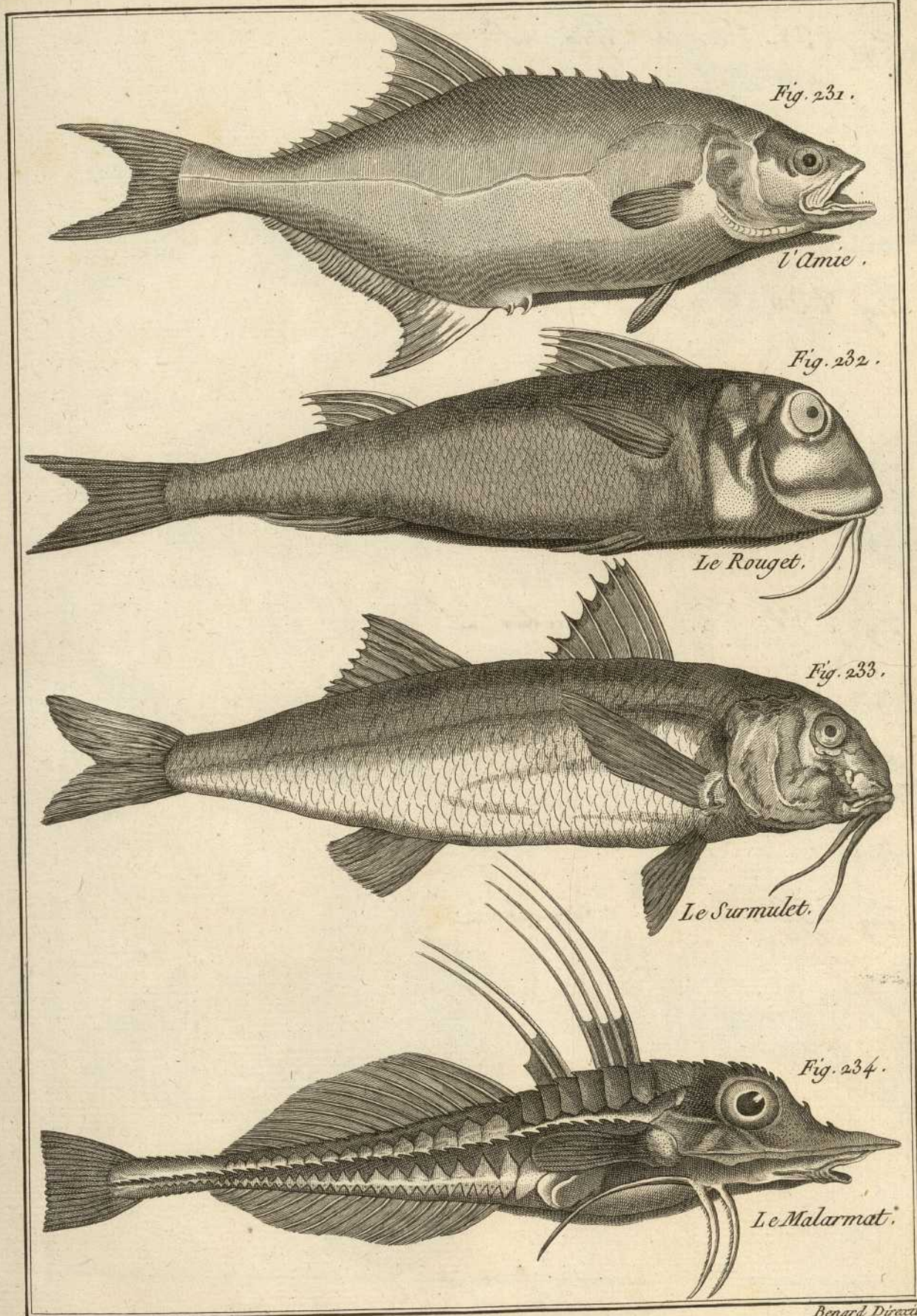


Fig. 231.

*L'Amie.*

Fig. 232.

*Le Rouget.*

Fig. 233.

*Le Surmulet.*

Fig. 234.

*Le Malarmat.*

Benard. Direct.


Fig. 235 *Frigila lyra* L.

Fig. 236 *Frigila guineensis* L.

Fig. 237 *Frigila cuculus* L.


Fig. 238 *Frigila montana* L.

Fig. 235.




Le Gronau.

Fig. 236.



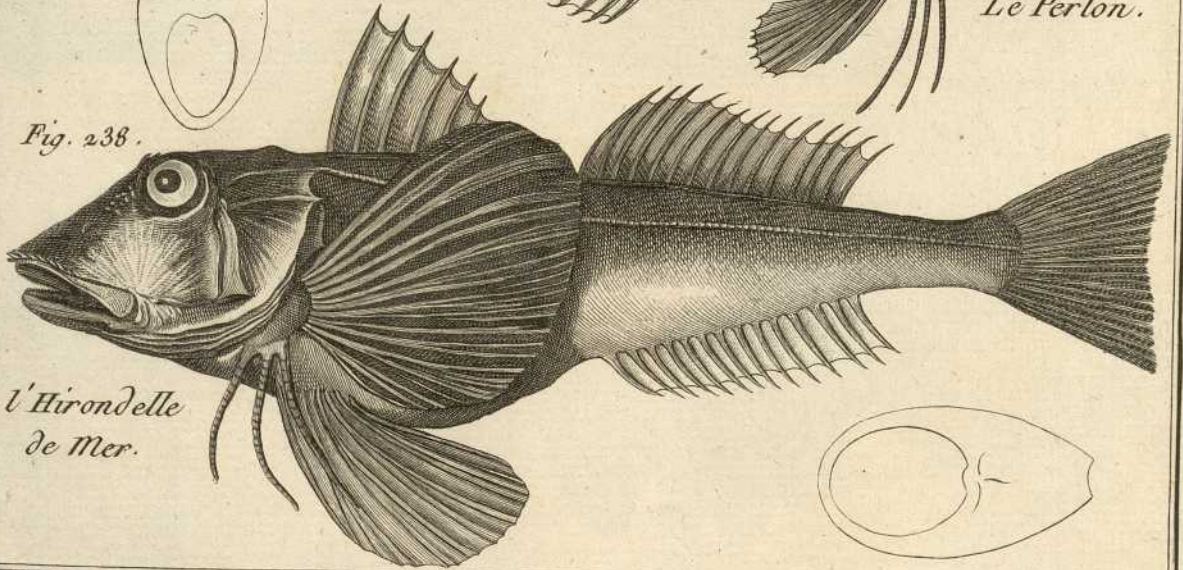
Le Grondeur.

Fig. 237.



Le Perlon.

Fig. 238.



l'Hirondelle  
de Mer.

Fig. 239 *Frigila volitans* L.

Fig. 240 *Cobitis anableps* L.

Fig. 241 *Cobitis barbatula* L.

Fig. 242 *Cobitis tania* L.

Fig. 243 *Cobitis fossilis* L.

Fig. 244 *Silurus glanis* L.

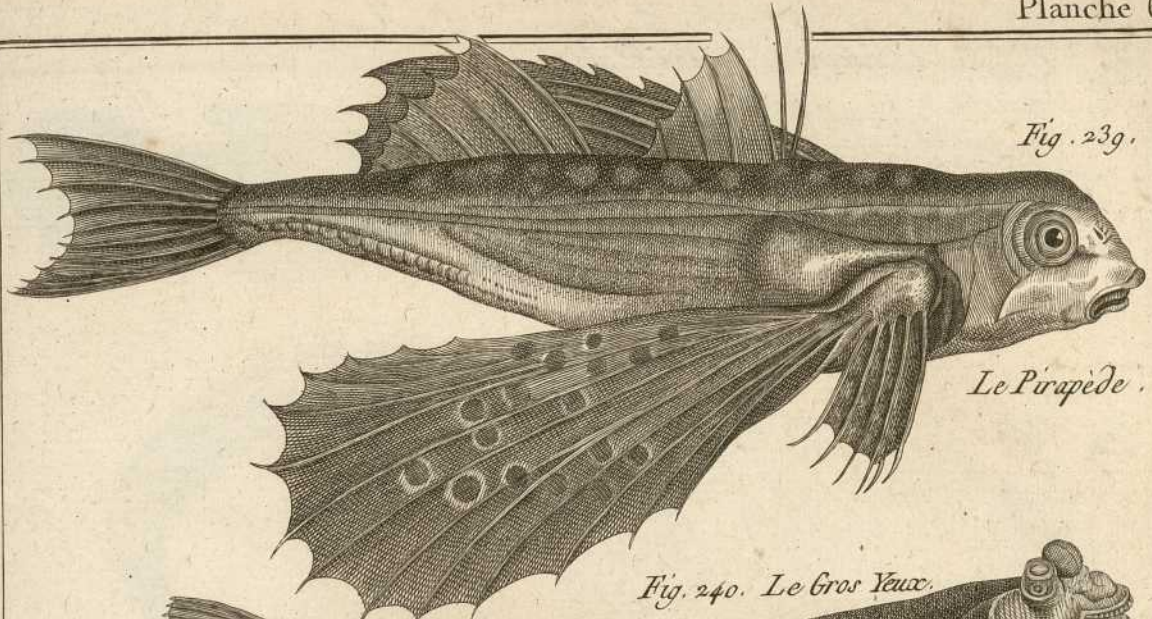


Fig. 239.

Le Pirapède.



Fig. 240. Le Gros Yeux.

Fig. 241. La Franche Barbotte.





Fig. 242. La Loche.




Fig. 243.

Le Misgurn.



Fig. 244. Le Mal.

Benard Doreux


Fig. 265 *Silurus electricus* L. ?

Fig. 266 *Silurus aspredo* L

Fig. 267 *Silurus anguillaris* L


Fig. 268 *Silurus galeatus* L

Fig. 269. *Silurus catus* L




*Le Trembleur.*

*Fig. 245.*




*Fig. 246. L'Asprede.*

*Fig. 247.*




*Le Charmut*



*Le Casque'.*

*Fig. 248.*



*Le Matou.*

*Fig. 249.*

*Benard Delavit.*

Fig. 250 *Silurus conus* L

Fig. 251 *Silurus clavii* L

Fig. 252

Fig. 253 *Silurus bage*

Fig. 254. *Silurus arcata*






Fig. 250.

Le Cous.



Fig. 252. Le Marré.




Fig. 251. Le Scherlan.




Fig. 253.

Le Bagre.




Fig. 254. L'ascite.

Bernard Duvall.


Fig. 255 *Silurus costatus* L

Fig. 256 *Silurus calyculatus* L

Fig. 257 *Silurus asotus* L


Fig. 258 *Ferulus hepatica* L

Fig. 255.




La Côte.

Fig. 256.




Le Callicte.

Fig. 257.



Le Cuirassé.

Fig. 258.



Le Papou.

Bonard Delincent.

Fig. 259 *Loricaria cataphracta* L

Fig. 260 *Loricaria plecostomus* L

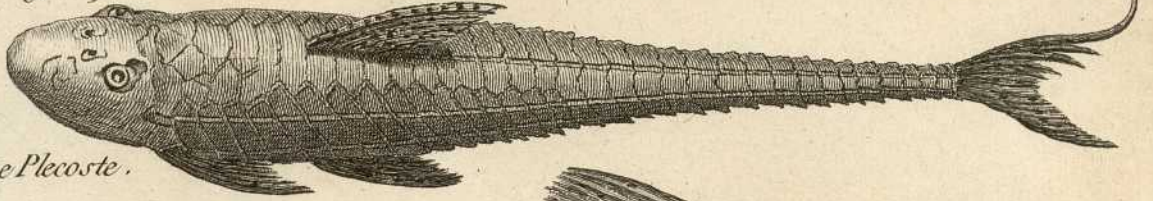
Fig. 261 *Salmo salar* L.

Fig. 262 *Salmo salar*. var. ?

Fig. 263 *Salmo trutta* L


Fig. 264

Fig. 259.




Le Plecoste.

Fig. 260.




Le Guacari.

Fig. 261.




Le Saumon.

Fig. 262.



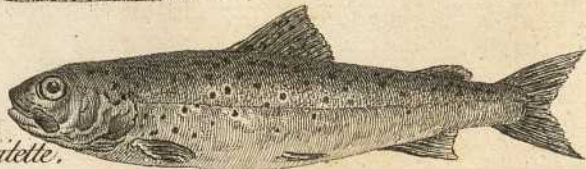
Le Bécard.

Fig. 263.



La Truite.

Fig. 264. La Truitelette.



Benard Duvail.

Fig. 265



Fig 266 *Salmo fario* L



Fig. 267

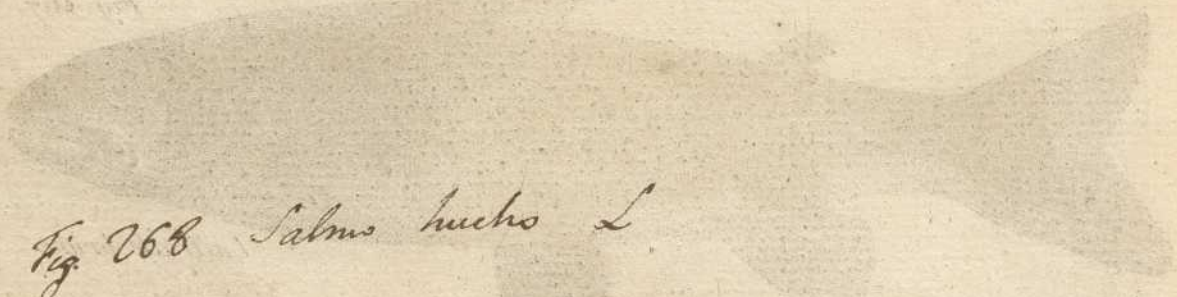



Fig 268 *Salmo hucho* L




Fig. 265.




*La Truite de mer.*

Fig. 266.



*Le Fario.*


Fig. 267.



*La Truite brune.*



Fig. 268.



*Le Huch.*

Beard D'oread.

Fig. 269 *Salmo argentatus* L

Fig. 270 *Salmo lacustris* L

Fig. 271 *Salmo cepis* L

Fig. 272 *Salmo alpinus* L

Fig. 273 *Salmo salvelinus* L






Fig. 269.

Le Saumon argenté.




Fig. 270.

La Truite Saumonée.

Fig. 271. Le Carpion.





Fig. 272.

Le Berg-forelle.

Fig. 273.



La Salveline.

Bernard Duvau.






Fig. 274 *Salmo umbra*

Fig. 275 *Salmo thymallus* L. ?

Fig. 276 *Salmo opercularis* L

Fig. 277

Fig. 278 *Salmo laietanus* L



Benard Directeur

Fig. 279 *Salmo maxana* L

Fig. 280 *Salmo albula* L

Fig. 281

Fig. 282. *Salmo thymalus* L




Fig. 279.

La Marène.




Fig. 280.

L'able.




Fig. 282.

Le Large.




Fig. 281.

L'Ombre de Riviere.

Bernard Drocé.

Fig. 283 *Salmo gibbosus* L

Fig. 284 *Salmo maculatus* L

Fig. 285 *Salmo leucichthys* L ?

Fig. 286 *Salmo shonbeui* L




Fig. 283.

*Le Bossu.*




Fig. 284.

*La double Mouche.*




Fig. 285.

*Le Blanchet.*




Fig. 286.

*Le Rhomboïde.*

Fig. 287 *Salmo anostomus* L

Fig. 288 *Salmo gasteropelecus* Pall.

Fig. 289 *Fistularia tabacaria* L

Fig. 290 *Fistularia chinensis* L

Fig. 291 *Fistularia paradoxa* Pall.

Fig. 292 *Eox ofseus* L

Fig. 293 *Eox*

Fig. 294 *Eox vulpes* L






Fig. 287. L'Anostome.




Fig. 288.

Le Sternide.




Fig. 291.

Le Solenostome.



Fig. 289.

La Petimbe.




Fig. 290.

L'Aiguille.




Fig. 292.

Le Cayman.




Fig. 293.

L'Aiguille écailleuse.




Fig. 294. Le Renard.

Beard Direct.

Fig. 295 *Erop Synodus* L






Fig. 296 *Erop lucius* L

Fig. 297 *Erop belone* L.

Fig. 298 *Erop brasiliensis* L

Fig. 299 *Elops saurus* L

Fig. 300. *Argentina carolina* L



Benard. Delin.

Fig. 301 *Argentina sphyraena* L

Fig. 302 *Atherina pretus* L


Fig. 303 *Atherina menidia* L

Fig. 304 *Mugil cephalus* L

Fig. 305 *Mugil albula* L

Fig. 306. *Exocoetus volitans* L

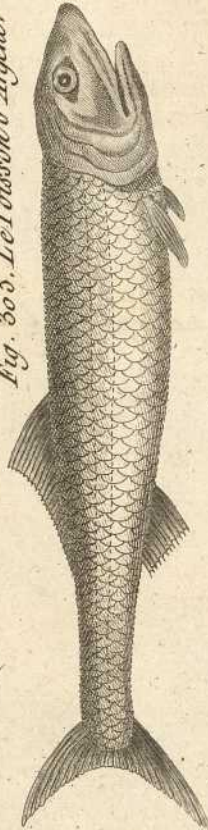
*Fig. 305. L'Albule.*




*Fig. 302. Le Haudin.*



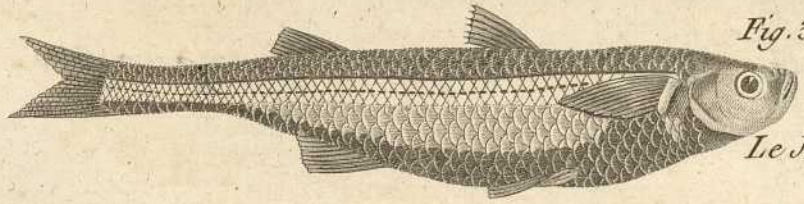
*Fig. 303. Le Poisson d'Argent.*




*Fig. 304 Le Muge.*



*Fig. 302.  
Le Joel.*



*Fig. 306.*



*Le Muge Volant.*

Fig. 207 *Polyremus quinquarius* L

Fig. 208 *Polyremus paradisius* L

Fig. 209 *Polyremus plebeius* Brömsl.

Fig. 307.

*Le Pentadactyle.*

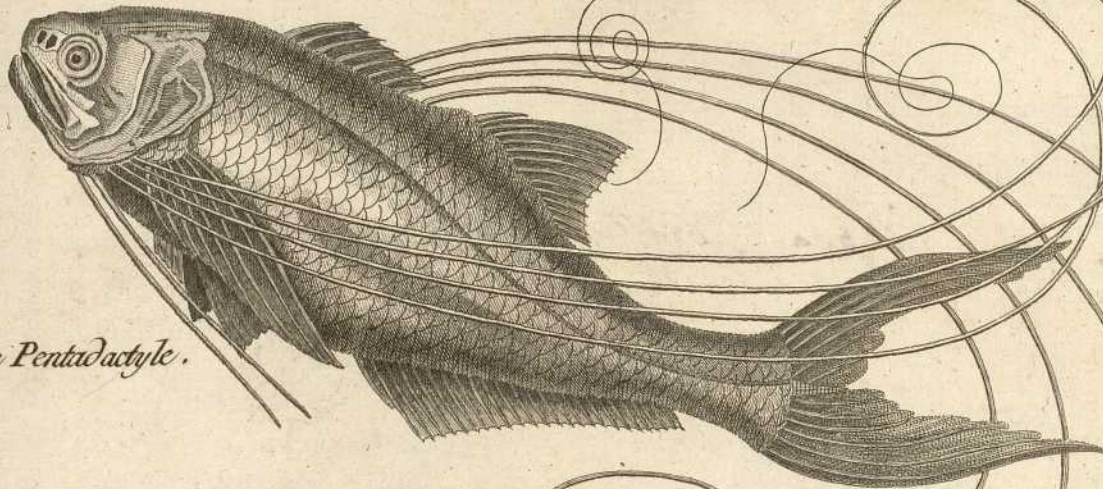


Fig. 308.

*Le Poisson de Paradis.*




Fig. 309.

*L'Emoi.*




Fig. 310 *Clupea harengus* L




Fig. 311 *Clupea sprattus* L

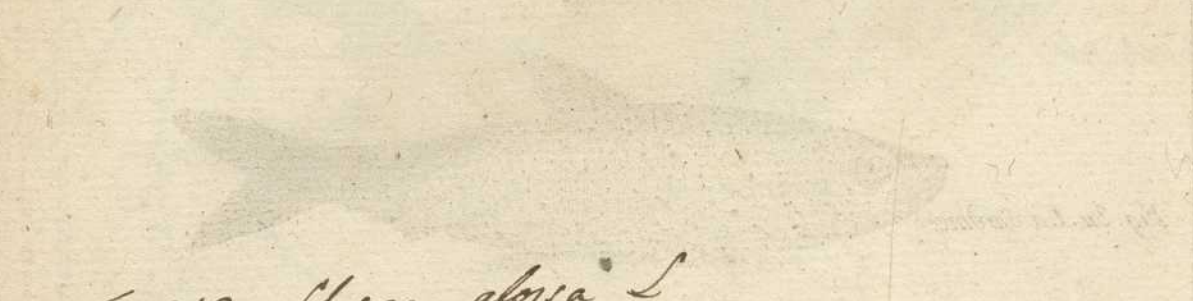


Fig. 312 *Clupea allosa* L




Fig. 313 *Clupea encrasicolus* L

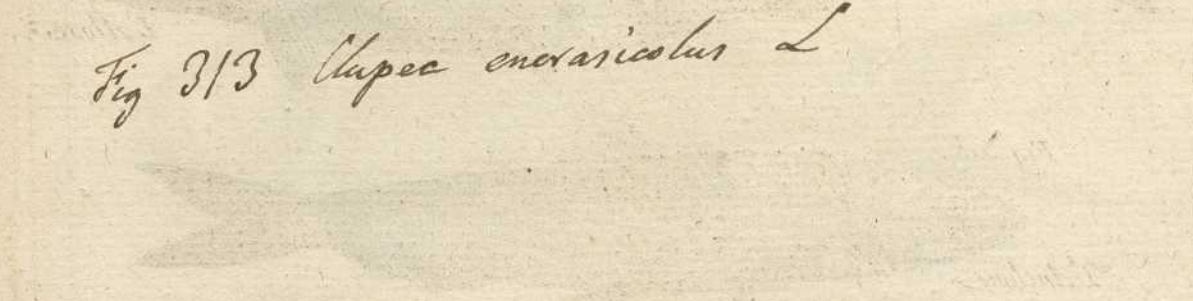


Fig. 314 *Clupea cyprinoides* Bröufs.







Fig. 310.



Le Hareng.

Fig. 311. La Sardine.






Fig. 312.




L'Alose.

Fig. 313.



L'Anchois.

Fig. 314.



L'Apalike.


Boiard. Delincent.

Fig. 215 *Clupea thryssa* L.


Fig. 216 *Gypsinus barbus* L.

Fig. 217 *Clupea setoventris* Drousi.


Fig. 218 .



*Fig. 315. Le Cailleu-Tassart.*




*Fig. 316. Le Barbeau.*



*Fig. 317.*

*Le Belame.*



*Fig. 318.*

*La Reine des Carpes.*

*Benoist Duvau*

Fig. 219 *Cyprinus gobio* L

Fig. 220 *Cyprinus tinca* L

Fig. 221 *Cyprinus auratus* L

Fig. 222

Fig. 223. *Cyprinus cephalus* L




Fig. 319 .

Le Goujon




Fig. 320 .

La Tanche




Fig. 321 .

La Tanche Dorée .

Fig. 322. Voyez Pl. 78 .

Fig. 323 .

La Chevanne .




Fig. 322 *Cyprinus carassius* L.

Fig. 323 *Cyprinus auratus* L.

Fig. 324

Fig. 325.

Fig. 323. Voyez Pl. 77.




Fig. 322.

L'Hamburge.

Le Poisson doré de la Chine.




Fig. 324.

Fig. 325.



1.ère Variété du N.º 324.




Fig. 326.

2.º Variété du N.º 324.

Benard. Delin.

Fig. 327

Fig. 328 *Cyprinus phoxinus* L

Fig. 329 *Labeo julis* L (no)  
*Cyprinus gibellus* L

Fig. 330 *Cyprinus aphyca* L

Fig. 331





Fig. 327.



3.<sup>e</sup> Variété du N<sup>o</sup>. 324. Pl. 78

Fig. 328. Le Ternon.





Fig. 329.


La Gibebe .

Fig. 330.



L'Aphie .

Fig. 331.



La Vandoise .

Benard. Delinavit.

Fig. 332 *Cyprinus labula* L

Fig. 333

Fig. 334 *Cyprinus niloticus* ? L

Fig. 335 *Cyprinus idus* L

Fig. 336. *Cyprinus orfus* L




Fig. 332.

La Dobule



Fig. 333.

La Bouvière.




Fig. 334. La Rousse.




Fig. 335.

L'Ide.


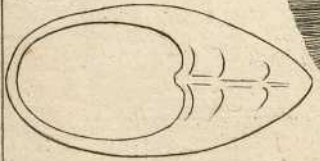


Fig. 336. L'Orfe.




Beard Direct.

Fig. 337 *Cyprinus erythrophthalmus* L


Fig. 338 *Cyprinus jesus* L

Fig. 339. *Cyprinus nasus* L




*Fig. 337.*

*Le Sarve.*



*Fig. 338.*

*La Jasse.*



*Fig. 339.*

*Le Nase.*

*Benard. Delin.*

Fig. 340



Fig. 341 *Cyprinus aspius* L



Fig. 342 *Cyprinus Buggenbaggii* L






Fig. 340.

Le Spirin.




Fig. 341.

L'Aspe.




Fig. 342.

La Carpe de Buggenhagen.

Fig. 243 *Lypsimus albarius* L.

Fig. 244 *Lypsimus vimbis* L.

Fig. 245






Fig. 343.

L'Able.


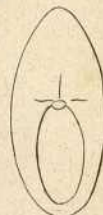


Fig. 344.

La Vanne.


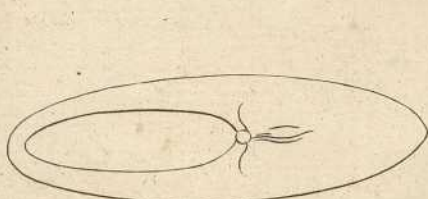


Fig. 345.

La Plaste.

Fig. 266 *Cypripedium brama* L

Fig. 267 *Cypripedium calceolatum* L

Fig. 268. *Cypripedium calceolatum* L.




Fig. 346.

*La Brene*




Fig. 347.

*Le Couteau.*




Fig. 348.

*La Bordeliere.*

*Beaard Dirac.*

Fig. 249 *Chimera monstrosa* L



Fig. 250




Fig. 251 *Balistes* . . .



Fig. 252. *Balistes* . . .




*Le Renard marin.*




*Fig. 349.*

*Fig. 350.*




*Le Nés.*

*Fig. 351.*



*La Bourse.*

*Le Baliste noir.*



*Fig. 352.*

*Bonard Drexel.*

Fig. 252 *Dalmanites*

Fig. 254 *Cyclopterus lineatus* L

Fig. 255

Fig. 256


Fig. 257 *Centricurus velitaris* Pall.

Fig. 258

Fig. 259


Fig. 260

Fig. 261. *Peria trifurca* L



*Le Baliste cendré.*

*Fig. 353.*



*Le Porte-ecuelle.*

*Fig. 356.*



*Le Bouclier à deux taches*


*Fig. 355.*



*Fig. 359. Le Hamçon.*


*Fig. 358.*

*Le Glasne.*

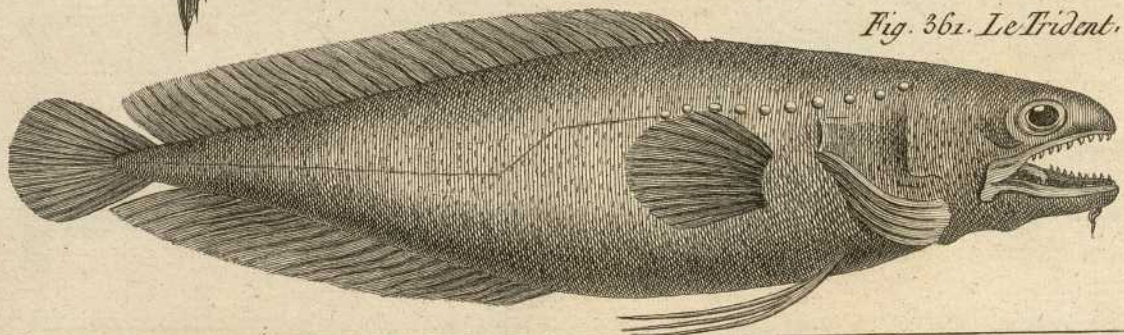


*Fig. 360.*

*Le Saide.*



*Fig. 361. Le Trident.*



*Benard Del. excub.*

Fig. 262



Fig. 263



Fig. 264



Fig. 265



Fig. 266



Fig. 267








Fig. 362.

Le Torsk .




Fig. 363.

Le Blennoïde .





Fig. 364.

La Jarretiere .



Le Goujon de Plumier.

Fig. 365.




Fig. 366.

La Lancette .

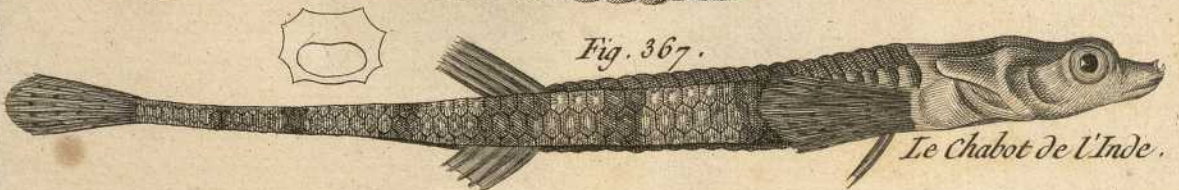


Fig. 367.

Le Chabot de l'Inde .

Benard. Delin.

Fig. 268 *Scorpena scroffa* L

Fig. 269 *Scorpena horrida* L

Fig. 270 *Scorpena antennata* L

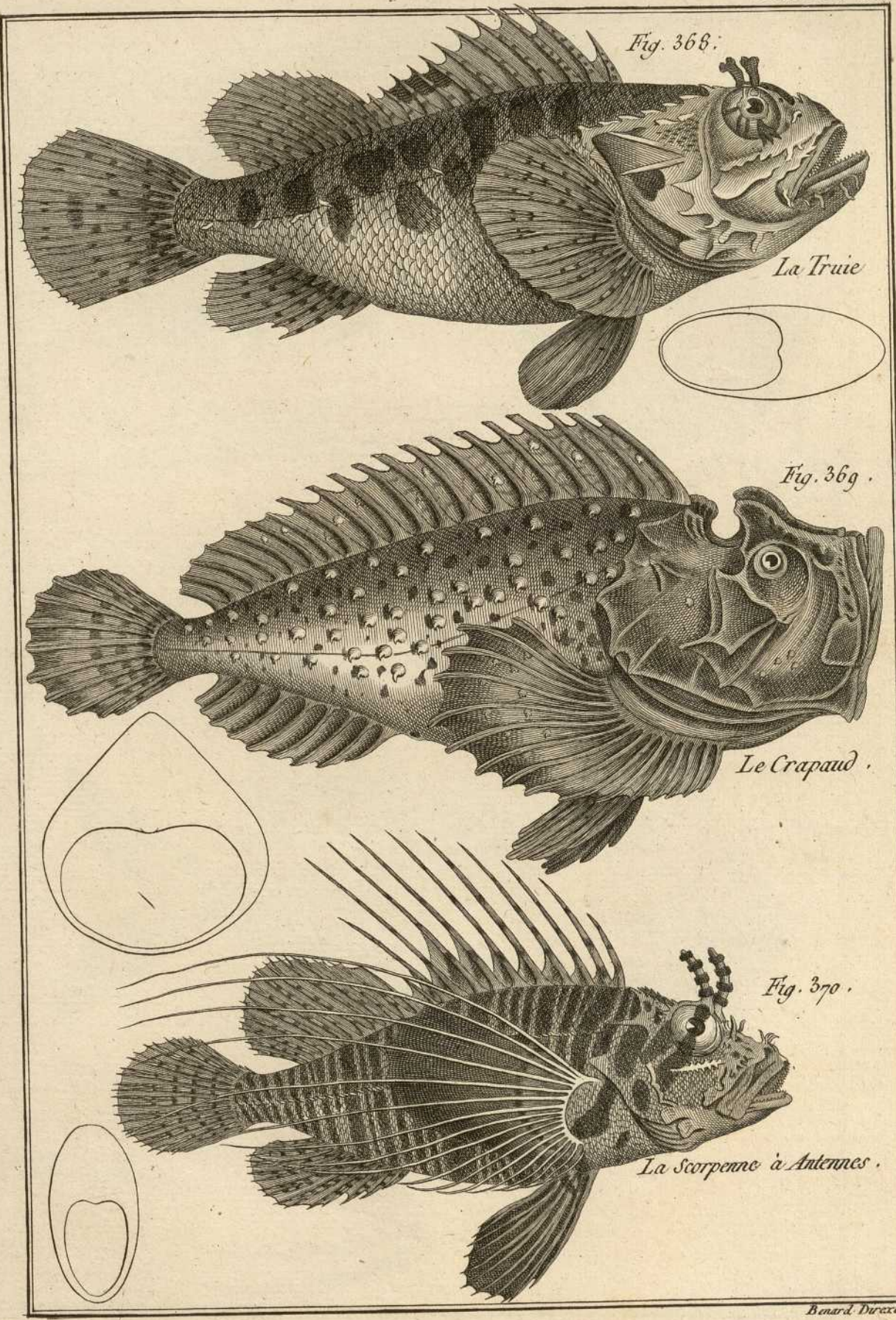


Fig. 368.

La Truie

Fig. 369.

Le Crapaud.

Fig. 370.

La Scorpène à Antennes.

Benard. Duxell.

Fig. 271

Fig. 272. *Leus albivir* Em

Fig. 273. *Leus vomer* L




Fig. 371.

Le Ruse.

Fig. 372.

Le Doré à longs cheveux.

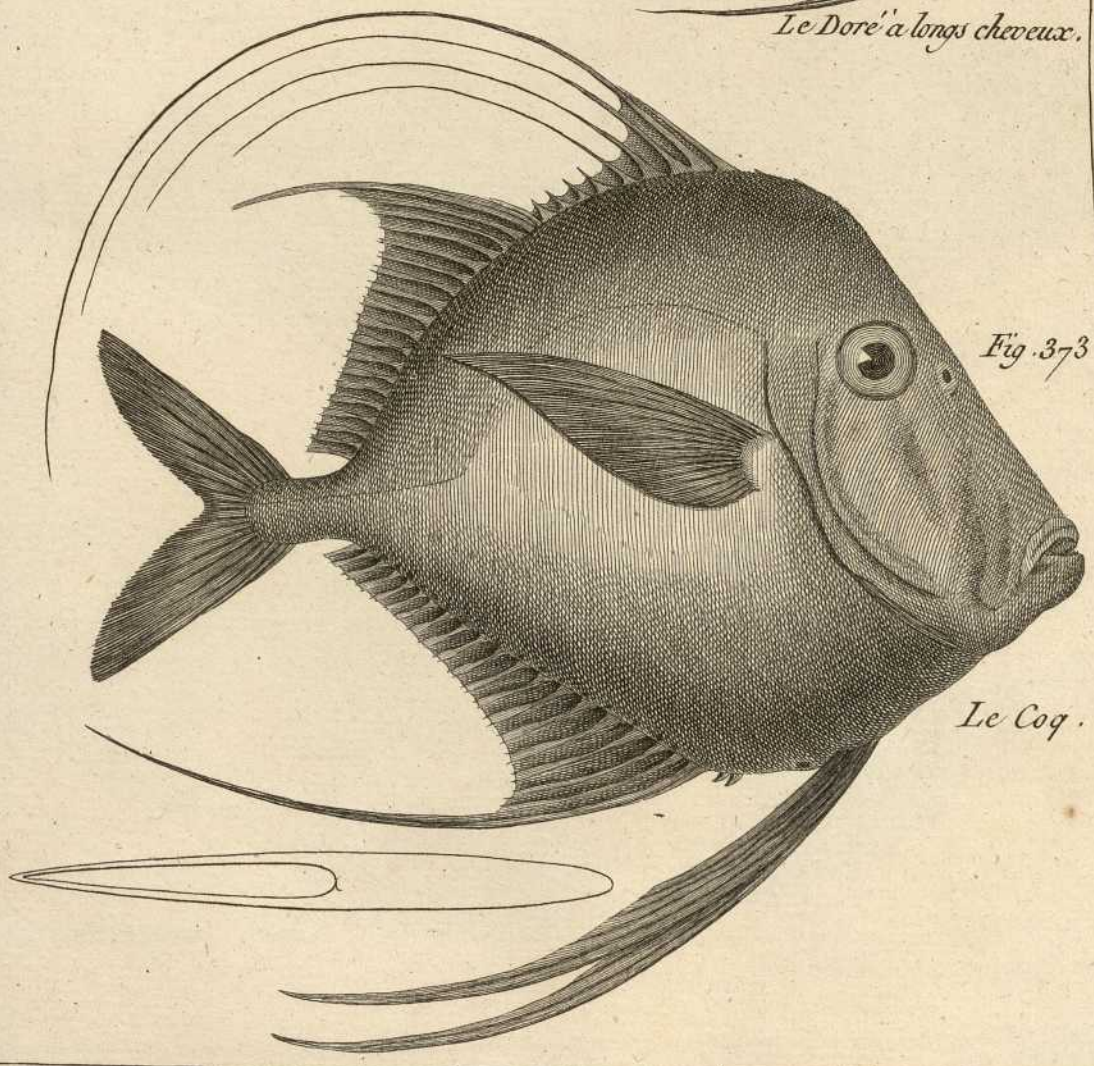


Fig. 373.

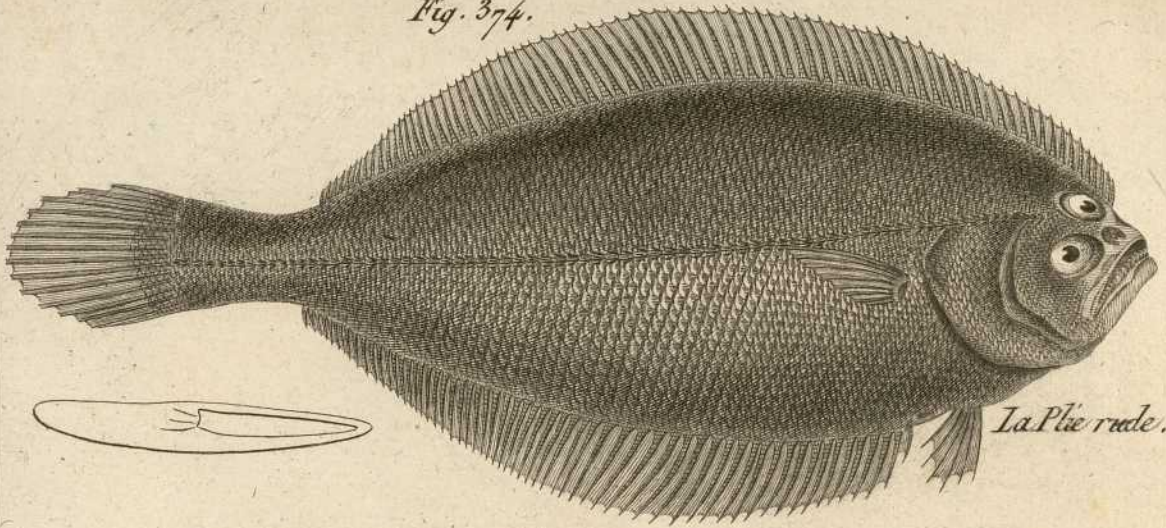
Le Coq.

Fig 274 *Pleuronectes* . . .

Fig 275 *Pleuronectes zebra* L


Fig 276 *Pleuronectes punctatus* Gm.

Fig. 374.




La Plie rade.

Fig. 375.



Le Zebre de Mer.

Fig. 376.



La Sole à grandes écailles.

Fig. 277 *Pleuroceter bilineatus*

Fig. 278 *Pleuroceter platessa* L.

Fig. 279



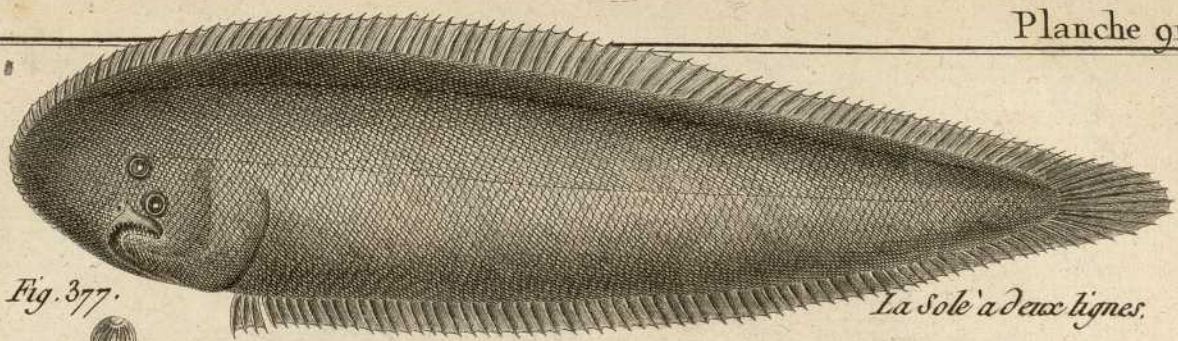


Fig. 377.

*La Sole à deux lignes.*

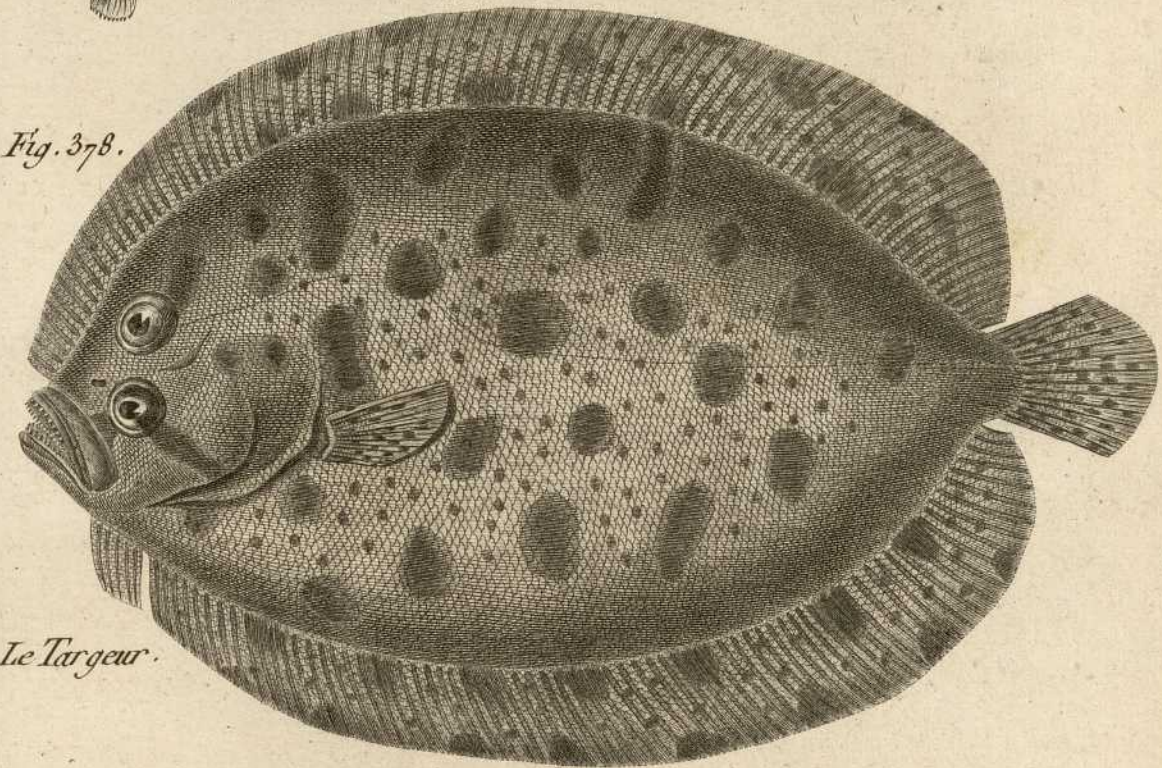


Fig. 378.

*Le Targeur.*




Fig. 379.

*La Bandoulière Noire.*

Fig. 282

Fig. 281

Fig. 280. *Chaetodon aruanus* L





Fig. 382.

*La Bandouliere rayée.*



*La Dorade de Plumier.*

Fig. 381.


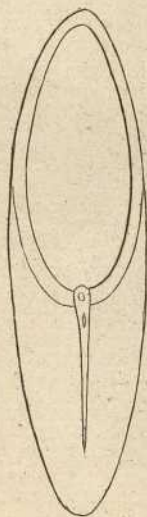


Fig. 380.

*L'Arauna.*

Fig. 283



Fig. 286



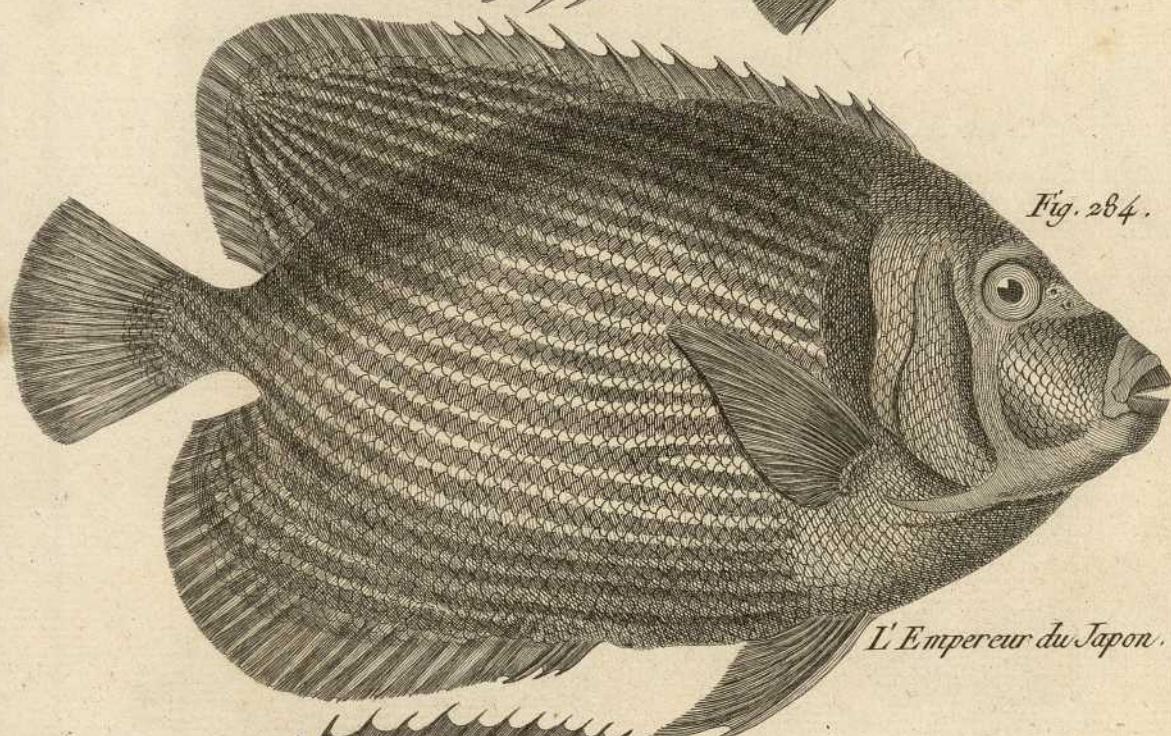


Fig. 285





*La Bandouliere tachetée.*



*L'Empereur du Japon.*



*Le Paon de l'Inde.*

Fig. 386




Fig. 387 *Chatozon argus*






Fig. 387 .

*La Tache noire.*

Fig. 386 .

*L'Argus.*


*Bourd. Duval.*

Fig. 288


Fig. 289

Fig. 290

Fig. 291







*Fig. 369 .  
Le Daubar*

*Fig. 368 .*

*Le Chetodon  
à larges nageoires .*

*Fig. 391 .*

*L'Unicorne .*

*Fig. 390 .  
L'Orbe .*

*Bonard. Duxed.*

Fig. 392

Fig. 393

Fig. 394




Fig. 393.

*Le Rhomboïde.*

Fig. 392.

*Le Glacus.*

Fig. 394.

*Le Bordé.*

Fig. 295

Fig. 296

Fig. 297




Fig. 395.

*Le Jagague.*




Fig. 397.

*La Veuve Coquette.*




Fig. 396.

*Le Chirurgien.*

Fig. 298

Fig. 299

Fig. 300

Fig. 301

Fig. 302




Fig. 398.

Le Bec de Perroquet.




Fig. 400.

Le Ballan.




Fig. 401.

La Triple-Tache




Fig. 402.

Le Labre rayé



Fig. 399.

Le Rayé de blanc.

Bonnard Directeur

Fig. 402

Fig. 404

Fig. 405

Fig. 406

Fig. 407

Fig. 408





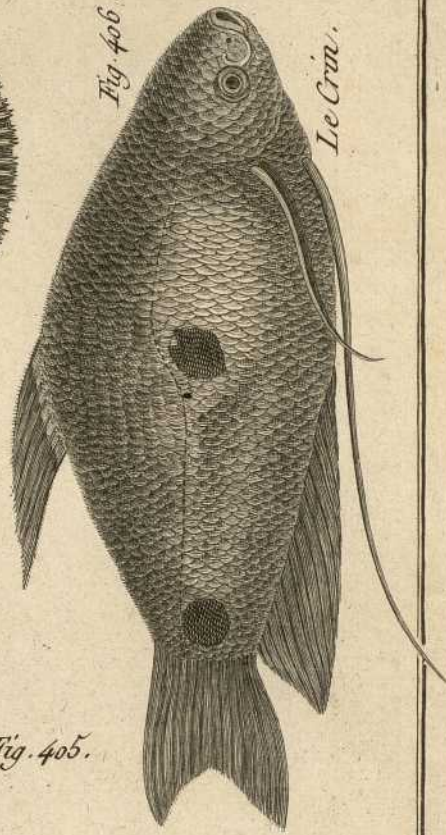


Fig. 403.




Le Labre bossu.

Fig. 406.




Le Crin.

Fig. 404.




Le Goldsinny.

Fig. 405.



Le Combre

Fig. 407.



L'Acérine.

Fig. 408. La Tête nue.




Fig. 409



Fig. 410



Fig. 411



Fig. 412



Fig. 413



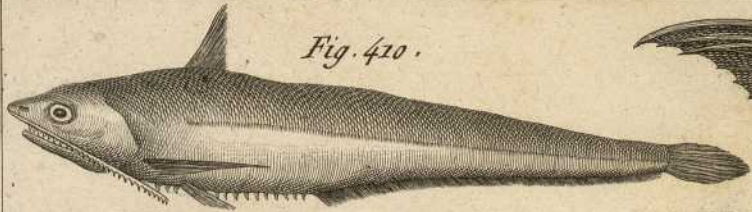


Fig. 410.

Le Myste.



Fig. 409.

Le Pirabe.




Fig. 411. Le Capoct.

Fig. 411 N<sup>o</sup> 2.



Fig. 412.



Le Murse

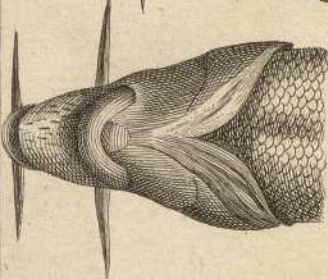


Fig. 412 N<sup>o</sup> 2




Fig. 413. Le Chalcoide.

Benard Drexel.

