



# Measurements of top-quark pair differential and double-differential cross-sections in the $\ell$ +jets channel with $pp$ collisions at $\sqrt{s} = 13$ TeV using the ATLAS detector

ATLAS Collaboration\*

CERN, 1211 Geneva 23, Switzerland

Received: 21 August 2019 / Accepted: 2 December 2019  
© CERN for the benefit of the ATLAS collaboration 2019

**Abstract** Single- and double-differential cross-section measurements are presented for the production of top-quark pairs, in the lepton + jets channel at particle and parton level. Two topologies, resolved and boosted, are considered and the results are presented as a function of several kinematic variables characterising the top and  $t\bar{t}$  system and jet multiplicities. The study was performed using data from  $pp$  collisions at centre-of-mass energy of 13 TeV collected in 2015 and 2016 by the ATLAS detector at the CERN Large Hadron Collider (LHC), corresponding to an integrated luminosity of  $36 \text{ fb}^{-1}$ . Due to the large  $t\bar{t}$  cross-section at the LHC, such measurements allow a detailed study of the properties of top-quark production and decay, enabling precision tests of several Monte Carlo generators and fixed-order Standard Model predictions. Overall, there is good agreement between the theoretical predictions and the data.

## Contents

1	Introduction . . . . .
2	ATLAS detector . . . . .
3	Data and simulation . . . . .
3.1	Signal simulation samples . . . . .
3.2	Background simulation samples . . . . .
4	Object reconstruction and event selection . . . . .
4.1	Detector-level object reconstruction . . . . .
4.2	Particle-level object definition . . . . .
4.3	Parton-level objects and full phase-space definition . . . . .
4.4	Particle- and detector-level event selection . . . . .
5	Background determination . . . . .
6	Kinematic reconstruction of the $t\bar{t}$ system . . . . .
6.1	Resolved topology . . . . .
6.2	Boosted topology . . . . .
7	Observables . . . . .
8	Cross-section extraction . . . . .

8.1	Particle level in the fiducial phase-space . . . . .
8.2	Parton level in the full phase-space . . . . .
8.3	Unfolding validation . . . . .
9	Systematic uncertainties . . . . .
9.1	Object reconstruction and calibration . . . . .
9.2	Signal modelling . . . . .
9.3	Background modelling . . . . .
9.4	Statistical uncertainty of the Monte Carlo samples . . . . .
9.5	Integrated luminosity . . . . .
9.6	Systematic uncertainties summary . . . . .
10	Results . . . . .
10.1	Results at particle level in the fiducial phase-spaces . . . . .
10.2	Results at parton level in the full phase-space . . . . .
11	Conclusion . . . . .
	References . . . . .

## 1 Introduction

The detailed studies of the characteristics of top-quark pair ( $t\bar{t}$ ) production as a function of different kinematic variables that can now be performed at the Large Hadron Collider (LHC) provide a unique opportunity to test the Standard Model (SM) at the TeV scale. Furthermore, extensions to the SM may modify the  $t\bar{t}$  differential cross-sections in ways that an inclusive cross-section measurement [1] is not sensitive to. In particular, such effects may distort the top-quark momentum distribution, especially at higher momentum [2,3]. Therefore, a precise measurement of the  $t\bar{t}$  differential cross-sections has the potential to enhance the sensitivity to possible effects beyond the SM, as well as to challenge theoretical predictions that now reach next-to-next-to-leading-order (NNLO) accuracy in perturbative quantum chromodynamics (pQCD) [4–6]. Moreover, the differential distributions are sensitive to the differences between Monte Carlo (MC) generators and their settings, representing a valuable input to the tuning of the MC parameters. This aspect is relevant for all the searches and measure-

\* e-mail: atlas.publications@cern.ch

ments that are limited by the accuracy of the modelling of  $t\bar{t}$  production.

The ATLAS [7–15] and CMS [16–22] Collaborations have published measurements of  $t\bar{t}$  differential cross-sections at centre-of-mass energies ( $\sqrt{s}$ ) of 7 TeV, 8 TeV and 13 TeV in  $pp$  collisions using final states containing leptons, both in the full phase-space using parton-level variables and in fiducial phase-space regions using observables constructed from final-state particles (particle-level). These results have been largely used to improve the modelling of MC generators [23–27] and to reduce the uncertainties in the gluon parton distribution function (PDF) [28].

The results presented in this paper probe the top-quark kinematic properties at  $\sqrt{s} = 13$  TeV and complement recent measurements involving leptonic final states by ATLAS [13–15] and CMS [19, 21] by measuring single- and double-differential cross-sections in the selected fiducial phase-spaces and extrapolating the results to the full phase-space at the parton level.

In the SM, the top quark decays almost exclusively into a  $W$  boson and a  $b$ -quark. The signature of a  $t\bar{t}$  decay is therefore determined by the  $W$  boson decay modes. This analysis makes use of the  $\ell$ +jets  $t\bar{t}$  decay mode, also called the semileptonic channel, where one  $W$  boson decays into an electron or a muon and a neutrino, and the other  $W$  boson decays into a quark–antiquark pair, with the two decay modes referred to as the  $e$ +jets and  $\mu$ +jets channels, respectively. Events in which the  $W$  boson decays into an electron or muon through a  $\tau$ -lepton decay may also meet the selection criteria. Since the reconstruction of the top quark depends on its decay products, in the following the two top quarks are referred to as ‘hadronically (or leptonically) decaying top quarks’ (or alternatively ‘hadronic/leptonic top’), depending on the  $W$  boson decay mode.

Two complementary topologies of the  $t\bar{t}$  final state in the  $\ell$ +jets channel are exploited, referred to as ‘resolved’ and ‘boosted’, where the decay products of the hadronically decaying top quark are either angularly well separated or collimated into a single large-radius jet reconstructed in the calorimeter, respectively. As the jet selection efficiency of the resolved analysis decreases with increasing top-quark transverse momentum, the boosted selection allows events with higher-momentum hadronically decaying top quarks to be efficiently selected.

The differential cross-sections for  $t\bar{t}$  production are measured as a function of a large number of variables (described in Sect. 7) including, for the first time in this channel in ATLAS, double-differential distributions. Moreover, the amount of data and the reduced detector uncertainties compared to previous publications also allows, for the first time, double differential measurements in the boosted topology to be made.

The analysis investigates a list of variables that characterise various aspects of the  $t\bar{t}$  system production. In particular, the variables selected are sensitive to the kinematics of the top and anti-top quarks and of the  $t\bar{t}$  system or are sensitive to initial- and final-state radiation effects. Furthermore, the variables are sensitive to the differences among PDFs and possible beyond the SM effects. Both normalised and absolute differential cross-sections are measured, with more emphasis given to the discussion of the normalised results.

Differential cross-sections are measured as a function of different variables in the fiducial and full phase-spaces, since they serve different purposes: the particle-level cross-sections in the fiducial phase-space are particularly suited to MC tuning while the parton-level cross-sections, extrapolated to the full phase-space, are the observables to be used for stringent tests of higher-order pQCD predictions and for the determination of the proton PDFs and the top-quark pole mass in pQCD analyses.

## 2 ATLAS detector

ATLAS is a multipurpose detector [29] that provides nearly full solid angle<sup>1</sup> coverage around the interaction point. Charged-particle trajectories with pseudorapidity  $|\eta| < 2.5$  are reconstructed in the inner detector, which comprises a silicon pixel detector, a silicon microstrip detector and a transition radiation tracker (TRT). The innermost pixel layer, the insertable B-layer [30, 31], was added before the start of 13 TeV LHC operation at an average radius of 33 mm around a new, thinner beam pipe. The inner detector is embedded in a superconducting solenoid generating a 2 T axial magnetic field, allowing precise measurements of charged-particle momenta. The calorimeter system covers the pseudorapidity range  $|\eta| < 4.9$ . Within the region  $|\eta| < 3.2$ , electromagnetic calorimetry is provided by barrel and endcap high-granularity lead/liquid-argon (LAr) calorimeters, with an additional thin LAr presampler covering  $|\eta| < 1.8$ , to correct for energy loss in material upstream of the calorimeters. Hadronic calorimetry is provided by the steel/scintillating-tile calorimeter, segmented into three barrel structures within

<sup>1</sup> ATLAS uses a right-handed coordinate system with its origin at the nominal interaction point in the centre of the detector. The positive  $x$ -axis is defined by the direction from the interaction point to the centre of the LHC ring, with the positive  $y$ -axis pointing upwards, while the beam direction defines the  $z$ -axis. Cylindrical coordinates  $(r, \phi)$  are used in the transverse plane,  $\phi$  being the azimuthal angle around the  $z$ -axis. The pseudorapidity  $\eta$  is defined in terms of the polar angle  $\theta$  by  $\eta = -\ln \tan(\theta/2)$ . Rapidity is defined as  $y = 0.5 \ln[(E + p_z)/(E - p_z)]$  where  $E$  denotes the energy and  $p_z$  is the component of the momentum along the beam direction. The angular distance  $\Delta R$  is defined as  $\sqrt{(\Delta y)^2 + (\Delta \phi)^2}$ .

$|\eta| < 1.7$ , and two copper/LAr hadronic endcap calorimeters. The solid angle coverage is completed with forward copper/LAr and tungsten/LAr calorimeter modules optimised for electromagnetic and hadronic measurements respectively. The calorimeters are surrounded by a muon spectrometer within a magnetic field provided by air-core toroid magnets with a bending integral of about 2.5 Tm in the barrel and up to 6 Tm in the endcaps. Three stations of precision drift tubes and cathode-strip chambers provide an accurate measurement of the muon track curvature in the region  $|\eta| < 2.7$ . Resistive-plate and thin-gap chambers provide muon triggering capability up to  $|\eta| = 2.4$ .

Data were selected from inclusive  $pp$  interactions using a two-level trigger system [32]. A hardware-based trigger uses custom-made hardware and coarser-granularity detector data to initially reduce the trigger rate to approximately 100 kHz from the original 40 MHz LHC bunch crossing rate. A software-based high-level trigger, which has access to full detector granularity, is applied to further reduce the event rate to 1 kHz.

### 3 Data and simulation

The differential cross-sections are measured using data collected during the 2015 and 2016 LHC  $pp$  stable collisions at  $\sqrt{s} = 13$  TeV with 25 ns bunch spacing and an average number of  $pp$  interactions per bunch crossing  $\langle \mu \rangle$  of around 23. The selected data sample, satisfying beam, detector and data-taking quality criteria, correspond to an integrated luminosity of  $36.1 \text{ fb}^{-1}$ .

The data were collected using single-muon or single-electron triggers. For each lepton type, multiple trigger conditions were combined to maintain good efficiency in the full momentum range, while controlling the trigger rate. Different transverse momentum ( $p_T$ ) thresholds were applied in the 2015 and 2016 data taking. In the data sample collected in 2015, the  $p_T$  thresholds for the electrons were 24 GeV, 60 GeV and 120 GeV, while for muons the thresholds were 20 GeV and 50 GeV; in the data sample collected in 2016, the  $p_T$  thresholds for the electrons were 26 GeV, 60 GeV and 140 GeV, while for muons the thresholds were 26 GeV and 50 GeV. Different  $p_T$  thresholds were employed since tighter isolation or identification requirements were applied to the triggers with lowest  $p_T$  thresholds.

The signal and background processes are modelled with various MC event generators described below and summarised in Table 1. Multiple overlaid  $pp$  collisions were simulated with the soft QCD processes of PYTHIA 8.186 [33] using parameter values from the A2 set of tuned parameters (tune) [34] and the MSTW2008LO [35] set of PDFs to account for the effects of additional collisions from the same and nearby bunch crossings (pile-up). Simulation sam-

**Table 1** Summary of MC samples used for the nominal measurement and to assess the systematic uncertainties, showing the event generator for the hard-scattering process, the order in pQCD of the cross-section used for normalisation, PDF choice, as well as the parton-shower generator and the corresponding tune used in the analysis

Physics process	Generator	PDF set for hard process	Parton shower	Tune	Cross-section normalisation
$t\bar{t}$ signal	POWHEG-BOX v2	NNPDF3.0NLO	PYTHIA 8.186	A14	NNLO +NNLL
$t\bar{t}$ PS syst.	POWHEG-BOX v2	NNPDF3.0NLO	HERWIG7.0.1	H7-UE-MMHT	NNLO +NNLL
$t\bar{t}$ generator syst.	SHERPA 2.2.1	NNPDF3.0NNLO	SHERPA	SHERPA	NNLO +NNLL
$t\bar{t}$ rad. syst.	POWHEG-BOX v2	NNPDF3.0NLO	PYTHIA 8.186	Var3cDown/Var3cUp	NNLO +NNLL
Single top: $t$ -channel	POWHEG-BOX v1	CT10f4	PYTHIA 6.428	Perugia2012	NLO
Single top: $t$ -channel syst.	POWHEG-BOX v1	CT10f4	PYTHIA 6.428	Perugia2012 radHi/radLo	NLO
Single top: $s$ -channel	POWHEG-BOX v1	CT10	PYTHIA 6.428	Perugia2012	NLO
Single top: $tW$ channel	POWHEG-BOX v1	CT10	PYTHIA 6.428	Perugia2012	NLO +NNLL
Single top: $tW$ channel syst.	POWHEG-BOX v1	CT10	PYTHIA 6.428	Perugia2012 radHi/radLo	NLO +NNLL
Single top: $tW$ channel DS	POWHEG-BOX v1	CT10	PYTHIA 6.428	Perugia2012	NLO +NNLL
$t + X$	MADGRAPH5	NNPDF2.3LO	PYTHIA 8.186	A14	NLO
$W(\rightarrow \ell\nu) + \text{jets}$	SHERPA 2.2.1	NNPDF3.0NNLO	SHERPA	SHERPA	NNLO
$Z(\rightarrow \ell\bar{\ell}) + \text{jets}$	SHERPA 2.2.1	NNPDF3.0NNLO	SHERPA	SHERPA	NNLO
$WW, WZ, ZZ$	SHERPA 2.1.1	NNPDF3.0NNLO	SHERPA	SHERPA	NLO

ples are reweighted so that their pile-up profile matches the one observed in data. The simulated samples are always reweighted to have the same integrated luminosity of the data.

The EVTGEN v1.2.0 program [36] was used to simulate the decay of bottom and charm hadrons for all event generators except for SHERPA [37]. The detector response was simulated [38] in GEANT 4 [39]. A ‘fast simulation’ [40] (denoted by AFII in the plots throughout the paper), utilising parameterised showers in the calorimeter [40], but with full simulation of the inner detector and muon spectrometer, was used in the samples generated to estimate  $t\bar{t}$  modelling uncertainties. The data and MC events were reconstructed with the same software algorithms.

### 3.1 Signal simulation samples

In this section the MC generators used for the simulation of  $t\bar{t}$  event samples are described for the nominal sample, the alternative samples used to estimate systematic uncertainties and the other samples used in the comparisons of the measured differential cross-sections [41]. The top-quark mass ( $m_t$ ) and width were set to 172.5 GeV and 1.32 GeV [42], respectively, in all MC event generators.

For the generation of  $t\bar{t}$  events, the POWHEG-BOX v2 [43–46] generator with the NNPDF30NLO PDF sets [47] in the matrix element (ME) calculations was used. Events where both top quarks decayed hadronically were not included. The parton shower, fragmentation, and the underlying events were simulated using PYTHIA 8.210 [33] with the NNPDF23LO PDF [48] sets and the A14 tune [49]. The  $h_{\text{damp}}$  parameter, which controls the  $p_T$  of the first gluon or quark emission beyond the Born configuration in POWHEG-BOX v2, was set to  $1.5 m_t$  [24]. The main effect of this parameter is to regulate the high- $p_T$  emission against which the  $t\bar{t}$  system recoils. Signal  $t\bar{t}$  events generated with those settings are referred to as the nominal signal sample. In all the following figures and tables the predictions based on this MC sample are referred to as ‘PWG+PY8’.

The uncertainties affecting the description of the hard gluon radiation are evaluated using two samples with different factorisation and renormalisation scales relative to the nominal sample, as well as a different  $h_{\text{damp}}$  parameter value [26]. For one sample, the factorisation and renormalisation scales were reduced by a factor of 0.5, the  $h_{\text{damp}}$  parameter was increased to  $3m_t$  and the Var3cUp eigentune from the A14 tune was used. In all the following figures and tables the predictions based on this MC sample are referred to as ‘PWG+PY8 Rad. Up’. For the second sample, the factorisation and renormalisation scales were increased by a factor of 2.0 while the  $h_{\text{damp}}$  parameter was unchanged and the Var3cDown eigentune from the A14 tune was used. In all

the following figures and tables the predictions based on this MC sample are referred to as ‘PWG+PY8 Rad. Down’.

The effect of the simulation of the parton shower and hadronisation is studied using the POWHEG-BOX v2 generator with the NNPDF30NLO PDF interfaced to HERWIG 7.0.1 [50,51] for the showering, using the MMHT2014lo68cl PDF set [52] and the H7-UE-MMHT tune [53]. In all the following figures and tables the predictions based on this MC sample are referred to as ‘PWG+H7’.

The impact of the generator choice, including matrix element calculation, matching procedure, parton-shower and hadronisation model, is evaluated using events generated with SHERPA 2.2.1 [37], which models the zero and one additional-parton process at next-to-leading-order (NLO) accuracy and up to four additional partons at leading-order (LO) accuracy using the MEPS@NLO prescription [54], with the NNPDF3.0NNLO PDF set [47]. The calculation uses its own parton-shower tune and hadronisation model. In all the following figures and tables the predictions based on this MC sample are referred to as ‘SHERPA’.

All the  $t\bar{t}$  samples described are normalised to the NNLO+NNLL in pQCD by the means of a  $k$ -factor. The cross-section used to evaluate the  $k$ -factor is  $\sigma_{t\bar{t}} = 832_{-29}^{+20}(\text{scale}) \pm 35(\text{PDF}, \alpha_S)$  pb, as calculated with the Top++2.0 program to NNLO in pQCD, including soft-gluon resummation to next-to-next-to-leading-log order (NNLL) [55–61], and assuming  $m_t = 172.5$  GeV. The first uncertainty comes from the independent variation of the factorisation and renormalisation scales,  $\mu_F$  and  $\mu_R$ , while the second one is associated with variations in the PDF and  $\alpha_S$ , following the PDF4LHC prescription with the MSTW2008 68% CL NNLO, CT10 NNLO and NNPDF2.3 5f FFN PDF sets, described in Refs. [48,62–64].

### 3.2 Background simulation samples

Several processes can produce the same final state as the  $t\bar{t} \ell$ +jets channel. The events produced by these backgrounds need to be estimated and subtracted from the data to determine the top-quark pair cross-sections. They are all estimated by using MC simulation with the exception of the background events containing a fake or non-prompt lepton, for which data-driven techniques are employed. The processes considered are  $W$ +jets,  $Z$ +jets production, diboson final states and single top-quark production, in the  $t$ -channel, in association with a  $W$  boson and in the  $s$ -channel. The contributions from top and  $t\bar{t}$  produced in association with weak bosons and  $t\bar{t} t\bar{t}$  are also considered. The overall contribution of these processes is denoted by  $t + X$ .

For the generation of single top quarks in the  $tW$  channel and  $s$ -channel the POWHEG-BOX v1 [65,66] generator with the CT10 PDF [63] sets in the ME calculations was used. Electroweak  $t$ -channel single-top-quark events were gener-

ated using the POWHEG-BOX v1 generator. This generator uses the four-flavour scheme for the NLO ME calculations [67] together with the fixed four-flavour PDF set CT10f4. For these processes the parton shower, fragmentation, and the underlying event were simulated using PYTHIA 6.428 [68] with the CTEQ6L1 PDF [69] sets and the corresponding Perugia 2012 tune (P2012) [70]. The single-top-quark cross-sections for the  $tW$  channel were normalised using its NLO+NNLL prediction, while the  $t$ - and  $s$ -channels were normalised using their NLO predictions [71–76].

The modelling uncertainties related to the additional radiation in the generation of single top quarks in the  $tW$ - and  $t$ -channels are assessed using two alternative samples for each channel, generated with different factorisation and renormalisation scales and different P2012 tunes relative to the nominal samples. In the first two samples, the factorisation and renormalisation scales were reduced by a factor of 0.5 and the radHi tune was used. For the second two samples, the factorisation and renormalisation scales were increased by a factor of 2.0 and the radLo tune was used. An additional sample is used to assess the uncertainty due to the method used in the subtraction of the overlap of  $tW$  production of single top quarks and production of  $t\bar{t}$  pairs from the  $tW$  sample [77]. In the nominal sample the diagram removal method (DR) is used, while the alternative sample is generated using the diagram subtraction (DS) one. All the other settings are identical in the two samples.

Events containing  $W$  or  $Z$  bosons associated with jets were simulated using the SHERPA 2.2.1 [37] generator. Matrix elements were calculated for up to two partons at NLO and four partons at LO using the Comix [78] and OpenLoops [79] ME generators and merged with the SHERPA parton shower [80] using the ME+PS@NLO prescription [54]. The NNPDF3.0NNLO PDF set was used in conjunction with dedicated parton-shower tuning. The  $W/Z$ +jets events were normalised to the NNLO cross-sections [81,82].

Diboson processes with one of the bosons decaying hadronically and the other leptonically were simulated using the SHERPA 2.2.1 generator. They were calculated for up to one ( $ZZ$ ) or zero ( $WW$ ,  $WZ$ ) additional partons at NLO and up to three additional partons at LO using the Comix and OpenLoops ME generators and merged with the SHERPA parton shower using the ME+PS@NLO prescription. The CT10 PDF set was used in conjunction with dedicated parton-shower tuning. The samples were normalised to the NLO cross-sections evaluated by the generator.

The  $t\bar{t}W$  and  $t\bar{t}Z$  samples were simulated using MADGRAPH5\_aMC@NLO and the NNPDF23NNLO PDF set [48] for the ME. In addition to the  $t\bar{t}W$  and  $t\bar{t}Z$  samples, the predictions for  $tZ$ ,  $t\bar{t}t$ ,  $t\bar{t}WW$  and  $tWZ$  are included in the  $t+X$  background. These processes have never been observed at the LHC, except for strong evidence for  $tZ$  [83,84], and have a cross-section significantly smaller than for  $t\bar{t}W$  and

$t\bar{t}Z$  production, providing a subdominant contribution to the  $t+X$  background. The simulation of the  $tZ$ ,  $t\bar{t}WW$  and  $t\bar{t}t$  samples was performed using MADGRAPH while the simulation of the  $tWZ$  sample was obtained with MADGRAPH5\_aMC@NLO. For all the samples in the  $t+X$  background, PYTHIA 8.186 [33] and the PDF set NNPDF23LO with the A14 tune were used for the showering and hadronisation.

#### 4 Object reconstruction and event selection

The following sections describe the detector- and particle-level objects used to characterise the final-state event topology and to define the fiducial phase-space regions for the measurements.

##### 4.1 Detector-level object reconstruction

Primary vertices are formed from reconstructed tracks that are spatially compatible with the interaction region. The hard-scatter primary vertex is chosen to be the one with at least two associated tracks and the highest  $\sum p_T^2$ , where the sum extends over all tracks with  $p_T > 0.4$  GeV matched to the vertex.

Electron candidates are reconstructed by matching tracks in the inner detector to energy deposits in the EM calorimeter. They must satisfy a ‘tight’ likelihood-based identification criterion based on shower shapes in the EM calorimeter, track quality and detection of transition radiation produced in the TRT detector [85]. The reconstructed EM clusters are required to have a transverse energy  $E_T > 27$  GeV and a pseudorapidity  $|\eta| < 2.47$ , excluding the transition region between the barrel and endcap calorimeters ( $1.37 < |\eta| < 1.52$ ). The longitudinal impact parameter  $z_0$  of the associated track is required to satisfy  $|\Delta z_0 \sin\theta| < 0.5$  mm, where  $\theta$  is the polar angle of the track, and the transverse impact parameter significance  $|d_0|/\sigma(d_0) < 5$ , where  $d_0$  is the transverse impact parameter and  $\sigma(d_0)$  is its uncertainty. The impact parameters  $d_0$  and  $z_0$  are calculated relative to the beam spot and the beam line, respectively. Isolation requirements based on calorimeter and tracking quantities are used to reduce the background from jets misidentified as prompt leptons (fake leptons) or due to semileptonic decays of heavy-flavour hadrons (non-prompt real leptons) [86]. The isolation criteria are  $p_T$ - and  $\eta$ -dependent, and ensure an efficiency of 90% for electrons with  $p_T$  of 25 GeV and 99% efficiency for electrons with  $p_T$  of 60 GeV. The identification, isolation and trigger efficiencies are measured using electrons from  $Z$  boson decays [85].

Muon candidates are identified by matching tracks in the muon spectrometer to tracks in the inner detector [87]. The track  $p_T$  is determined through a global fit to the hits, which

takes into account the energy loss in the calorimeters. Muons are required to have  $p_T > 27$  GeV and  $|\eta| < 2.5$ . To reduce the background from muons originating from heavy-flavour decays inside jets, muons are required to be isolated using track-quality and isolation criteria similar to those applied to electrons.

Jets are reconstructed using the anti- $k_t$  algorithm [88] with radius parameter  $R = 0.4$  as implemented in the FAST-JET package [89]. Jet reconstruction in the calorimeter starts from topological clustering of individual calorimeter cell [90] signals. They are calibrated to be consistent with electromagnetic cluster shapes using corrections determined in simulation and inferred from test-beam data. Jet four-momenta are then corrected for pile-up effects using the jet-area method [91]. To reduce the number of jets originating from pile-up, an additional selection criterion based on a jet-vertex tagging (JVT) technique is applied. The jet-vertex tagging is a likelihood discriminant that combines information from several track-based variables [92] and the criterion is only applied to jets with  $p_T < 60$  GeV and  $|\eta| < 2.4$ . The jets' energy and direction are calibrated using an energy- and  $\eta$ -dependent simulation-based calibration scheme with *in situ* corrections based on data [93], and are accepted if they have  $p_T > 25$  GeV and  $|\eta| < 2.5$ .

To identify jets containing  $b$ -hadrons, a multivariate discriminant (MV2c10) [94,95] is used, combining information about the secondary vertices, impact parameters and the reconstruction of the full  $b$ -hadron decay chain [96]. Jets are considered as  $b$ -tagged if the value of the multivariate analysis (MVA) discriminant is larger than a certain threshold. The thresholds are chosen to provide a 70%  $b$ -jet tagging efficiency in an inclusive  $t\bar{t}$  sample, corresponding to rejection factors for charm quark and light-flavour parton initiated jets of 12 and 381, respectively.

Large- $R$  jets are reconstructed using the reclustering approach [97]: the anti- $k_t$  algorithm, with radius parameter  $R = 1$ , is applied directly to the calibrated small- $R$  ( $R = 0.4$ ) jets, defined in the previous paragraph. Applying this technique, the small- $R$  jet calibrations and uncertainties can be directly propagated in the dense environment of the reclustered jet, without additional corrections or systematic uncertainties [98]. The reclustered jets rely mainly on the technique and cuts applied to remove the pile-up contribution in the calibration of the small- $R$  jets. However, a trimming technique [99] is applied to the reclustered jet to remove soft small- $R$  jets that could originate entirely from pile-up. The trimming procedure removes all the small- $R$  jets with fraction of  $p_T$  smaller than 5% of the reclustered jet  $p_T$  [100,101]. Only reclustered jets with  $p_T > 350$  GeV and  $|\eta| < 2.0$  are considered in the analysis. The reclustered jets are considered  $b$ -tagged if at least one of the constituent small- $R$  jets is  $b$ -tagged. To top-tag the reclustered jets the jet mass is required to be  $120 < m_{\text{jet}} < 220$  GeV. This selection has an effi-

ciency of 60%, evaluated by only considering reclustered jets with a top quark satisfying  $\Delta R$  (reclustered jet,  $t^{\text{had}}$ )  $< 0.75$ , where  $t^{\text{had}}$  is the generated top quark that decays hadronically.

For objects satisfying more than one selection criteria, a procedure called 'overlap removal' is applied to assign a unique hypothesis to each object. If a muon shares a track with an electron, it is likely to have undergone bremsstrahlung and hence the electron is not selected. To prevent double-counting of electron energy deposits as jets, the jet closest to a reconstructed electron is discarded if  $\Delta R(\text{jet}, e) < 0.2$ . Subsequently, to reduce the impact of non-prompt electrons, if  $\Delta R(\text{jet}, e) < 0.4$ , then that electron is removed. In case a jet is within  $\Delta R(\text{jet}, \mu) = 0.4$  of a muon, if the jet has fewer than three tracks the jet is removed whereas if the jet has at least three tracks the muon is removed.

The missing transverse momentum  $E_T^{\text{miss}}$  is defined as the magnitude of the  $\vec{p}_T^{\text{miss}}$  vector computed from the negative sum of the transverse momenta of the reconstructed calibrated physics objects (electrons, photons, hadronically decaying  $\tau$ -leptons, small- $R$  jets and muons) together with an additional soft term constructed with all tracks that are associated with the primary vertex but not with these objects [102,103].

#### 4.2 Particle-level object definition

Particle-level objects are defined in simulated events using only stable particles, i.e. particles with a mean lifetime  $\tau > 30$  ps. The fiducial phase-spaces used for the measurements in the resolved and boosted topologies are defined using a series of requirements applied to particle-level objects analogous to those used in the selection of the detector-level objects, described above.

Stable electrons and muons are required to not originate from a generated hadron in the MC event, either directly or through a  $\tau$ -lepton decay. This ensures that the lepton is from an electroweak decay without requiring a direct match to a  $W$  boson. Events where the  $W$  boson decays into a leptonically decaying  $\tau$ -lepton are accepted. The four-momenta of the bare leptons are then modified by adding the four-momenta of all photons, not originating from hadron decay, within a cone of size  $\Delta R = 0.1$ , to take into account final-state photon radiation. Such 'dressed leptons' are then required to have  $p_T > 27$  GeV and  $|\eta| < 2.5$ .

Neutrinos from hadron decays either directly or via a  $\tau$ -lepton decay are rejected. The particle-level missing transverse momentum is calculated from the four-vector sum of the selected neutrinos.

Particle-level jets are reconstructed using the same anti- $k_t$  algorithm used at the detector level. The jet-reconstruction procedure takes as input all stable particles, except for

charged leptons and neutrinos not from hadron decay as described above, inside a radius  $R = 0.4$ . Particle-level jets are required to have  $p_T > 25$  GeV and  $|\eta| < 2.5$ . A jet is identified as a  $b$ -jet if a hadron containing a  $b$ -quark is matched to the jet through a ghost-matching technique described in Ref. [91]; the hadron must have  $p_T > 5$  GeV.

The reclustered jets are reconstructed at particle level using the anti- $k_t$  algorithm with  $R = 1$  starting from the particle-level jets with  $R = 0.4$ . The same trimming used at detector level is also applied at particle level: subjets of the reclustered jets with  $p_T < 5\%$  of the jet  $p_T$  are removed from the jet. The reclustered jets are considered  $b$ -tagged if at least one of the constituent small- $R$  jets is  $b$ -tagged. As in the case of detector-level jets, only reclustered jets with  $p_T > 350$  GeV and  $|\eta| < 2.0$  are considered and the jet is tagged as coming from a boosted top quark if  $120 < m_{\text{jet}} < 220$  GeV.

Particle-level objects are subject to different overlap removal criteria than reconstructed objects. After dressing and jet reclustering, muons and electrons with separation  $\Delta R < 0.4$  from a jet are excluded. Since the electron–muon overlap removal at detector level is dependent on the detector-level reconstruction of these objects, it is not applied at particle level.

#### 4.3 Parton-level objects and full phase-space definition

Parton-level objects are defined for simulated events. Only top quarks decaying directly into a  $W$  boson and a  $b$ -quark in the simulation are considered. The full phase-space for the measurements presented in this paper is defined by the set of  $t\bar{t}$  pairs in which one top quark decays leptonically (including  $\tau$ -leptons) and the other decays hadronically. In the boosted topology, to avoid a complete dependence on the MC predictions due to the extrapolation into regions not covered by the detector-level selection, the parton-level measurement is limited to the region where the top quark is produced with  $p_T > 350$  GeV. This region represents less than 2% of the entire phase-space. The measurement in the resolved topology covers the entire phase-space.

Events in which both top quarks decay leptonically are removed from the parton-level signal simulation.

#### 4.4 Particle- and detector-level event selection

The event selection comprises a set of requirements based on the general event quality and on the reconstructed objects, defined above, that characterise the final-state event topology. The analysis applies two exclusive event selections: one corresponding to a resolved topology and another targeting a boosted topology, where all the decay products of the hadronic top quark are collimated in a single reclustered

jet. The same selection cuts are applied to the reconstructed and particle-level objects.

For both selections, events are required to have a reconstructed primary vertex with two or more associated tracks and contain exactly one reconstructed lepton candidate with  $p_T > 27$  GeV geometrically matched to a corresponding object at trigger level. The requirements on the primary vertex and trigger matching are applied only at detector level.

For the resolved event selection, each event is also required to contain at least four small- $R$  jets with  $p_T > 25$  GeV and  $|\eta| < 2.5$  of which at least two must be tagged as  $b$ -jets. As discussed in Sect. 6.1, the strategy employed to reconstruct the detector-level kinematics of the  $t\bar{t}$  system in the resolved topology, when performing the measurement at parton level, is a kinematic likelihood fit. When this method is applied, a further selection requirement on the likelihood of the best permutation is introduced, i.e. it must satisfy  $\log L > -52$ . The selection criteria for the resolved topology are summarised in Table 2.

For the boosted event selection, at least one reclustered top-tagged jet with  $p_T > 350$  GeV and at least one small- $R$  jet close to the lepton and far from the reclustered jet, i.e. with  $\Delta R(\text{jet}_{R=0.4}, \ell) < 2.0$  and  $\Delta R(\text{reclustered jet}, \text{jet}_{R=0.4}) > 1.5$ , are required. All the small- $R$  jets fulfilling these requirements are considered associated with the lepton. The reclustered jet must be well separated from the lepton, with  $\Delta\phi(\text{reclustered jet}, \ell) > 1.0$ . In the boosted selection, only one  $b$ -tagged jet is required in the final state, to reduce the loss of signal due to the decrease in  $b$ -tagging efficiency in the high  $p_T$  region. This jet must fulfil additional requirements: it is either among the components of the reclustered jet, or it is one of the small- $R$  jets associated with the lepton. To suppress the multijet background in the boosted topology, where only one  $b$ -tagged jet is required, the missing transverse momentum is required to be  $E_T^{\text{miss}} > 20$  GeV and the sum of  $E_T^{\text{miss}}$  and the transverse mass of the  $W$  boson is required to be  $E_T^{\text{miss}} + m_T^W > 60$  GeV, with  $m_T^W = \sqrt{2p_T^\ell E_T^{\text{miss}} (1 - \cos \Delta\phi(\ell, \vec{p}_T^{\text{miss}}))}$ . The selection criteria for the boosted topology are summarised in Table 3.

Finally, to make the resolved and boosted topologies statistically independent, an additional requirement is defined at detector level: all events passing both the resolved and the boosted selection are removed from the resolved topology. The net effect of this requirement is a reduction in the overall event yield of the order of 2% in the resolved topology.

## 5 Background determination

After the event selection, various backgrounds, mostly involving real leptons, contribute to the event yields. Data-

**Table 2** Summary of the requirements for detector-level and MC-generated particle-level events in the resolved topology

Selection	Detector level	Particle level
	$e + \text{jets}$	$\mu + \text{jets}$
Leptons	<p>One electron, no muons</p> <p><math> d_0 /\sigma(d_0) &lt; 5</math></p> <p><math> \Delta z_0 \sin \theta  &lt; 0.5 \text{ mm}</math> Track and calorimeter isolation <math> \eta  &lt; 1.37</math> or <math>1.52 &lt;  \eta  &lt; 2.47</math> <math>E_T &gt; 27 \text{ GeV}</math></p>	<p>One muon, no electrons</p> <p><math> d_0 /\sigma(d_0) &lt; 3</math></p> <p><math> \Delta z_0 \sin \theta  &lt; 0.5 \text{ mm}</math> Track and calorimeter isolation <math> \eta  &lt; 2.5</math></p> <p><math>p_T &gt; 27 \text{ GeV}</math></p>
Anti- $k_r$ $R = 0.4$ jets	<p><math>N^{\text{jets}} \geq 4</math> <math> \eta  &lt; 2.5</math> <math>p_T &gt; 25 \text{ GeV}</math></p> <p>JVT cut (if <math>p_T &lt; 60 \text{ GeV}</math> and <math> \eta  &lt; 2.4</math>) <math>b</math>-tagging: <math>\geq 2</math> jets with MV2c10 at 70%</p>	<p><math>N^{\text{jets}} \geq 4</math> <math> \eta  &lt; 2.5</math> <math>p_T &gt; 25 \text{ GeV}</math> <math>b</math>-tagging: Ghost-matched <math>b</math>-hadron</p>
Overlap removal	<p>If an electron shares a track with a muon: electron removed If <math>\Delta R(e, \text{jet}_{R=0.4}) &lt; 0.2</math>: jet removed then If <math>\Delta R(e, \text{jet}_{R=0.4}) &lt; 0.4</math>: <math>e</math> removed If <math>\Delta R(\mu, \text{jet}_{R=0.4}) &lt; 0.4</math> and <math>n^{\text{jet}}_{\text{tracks}} \geq 3</math>: <math>\mu</math> removed If <math>\Delta R(\mu, \text{jet}_{R=0.4}) &lt; 0.4</math> and <math>n^{\text{jet}}_{\text{tracks}} &lt; 3</math>: jet is removed</p>	<p>If <math>\Delta R(e, \text{jet}_{R=0.4}) &lt; 0.4</math>: <math>e</math> removed If <math>\Delta R(\mu, \text{jet}_{R=0.4}) &lt; 0.4</math>: <math>\mu</math> removed</p>
Top reconstruction quality	<p>Remove events passing boosted selection. Parton level measurement: <math>\log L &gt; -52</math> for the best permutation from the kinematic fit</p>	



**Table 3** Summary of the requirements for detector-level and MC-generated particle-level events, for the boosted event selection. The description of the particle-level selection is in Section 4.2

Selection	Detector level	Particle level
	$e + \text{jets}$	$\mu + \text{jets}$
Leptons	<p>One electron, no muons  <math> d_0 /\sigma(d_0) &lt; 5</math>  <math> \Delta z_0 \sin \theta  &lt; 0.5 \text{ mm}</math> Track and calorimeter isolation <math> \eta  &lt; 1.37</math> or <math>1.52 &lt;  \eta  &lt; 2.47</math> <math>E_T &gt; 27 \text{ GeV}</math></p>	<p>One muon, no electrons  <math> d_0 /\sigma(d_0) &lt; 3</math>  <math> \Delta z_0 \sin \theta  &lt; 0.5 \text{ mm}</math> Track and calorimeter isolation <math> \eta  &lt; 2.5</math>  <math>p_T &gt; 27 \text{ GeV}</math></p>
Reclustered $R = 1.0$ jet	$p_T > 350 \text{ GeV},  \eta  < 2.0$	
Anti- $k_T$ $R = 0.4$ jets	<p><math>\geq 1</math> jet <math>p_T &gt; 25 \text{ GeV},  \eta  &lt; 2.5</math>                      JVT cut (if <math>p_T &lt; 60 \text{ GeV}</math> and <math> \eta  &lt; 2.4</math>) <math>b</math>-tagging: <math>\geq 1</math> jets with MV2c10 at 70%</p>	<p><math>\geq 1</math> jet <math> \eta  &lt; 2.5, p_T &gt; 25 \text{ GeV}</math> <math>b</math>-tagging: Ghost-matched <math>b</math>-hadron</p>
Overlap removal	<p>If an electron shares a track with a muon: electron removed If <math>\Delta R(e, \text{jet}_{R=0.4}) &lt; 0.2</math>: jet removed then If <math>\Delta R(e, \text{jet}_{R=0.4}) &lt; 0.4</math>: <math>e</math> removed If <math>\Delta R(\mu, \text{jet}_{R=0.4}) &lt; 0.4</math> and <math>n_{\text{tracks}}^{\text{jet}} \geq 3</math>: <math>\mu</math> removed If <math>\Delta R(\mu, \text{jet}_{R=0.4}) &lt; 0.4</math> and <math>n_{\text{tracks}}^{\text{jet}} &lt; 3</math>: jet is removed</p>	<p>If <math>\Delta R(e, \text{jet}_{R=0.4}) &lt; 0.4</math>: <math>e</math> removed If <math>\Delta R(\mu, \text{jet}_{R=0.4}) &lt; 0.4</math>: <math>\mu</math> removed</p>
$E_T^{\text{miss}}, m_T^W$	$E_T^{\text{miss}} > 20 \text{ GeV}, E_T^{\text{miss}} + m_T^W > 60 \text{ GeV}$	
Hadronic top	<p>Top-tagging on the leading reclustered jet:  <math>120 \text{ GeV} &lt; m_{\text{jet}} &lt; 220 \text{ GeV},  \Delta\phi(\ell, \text{jet}_{R=1.0})  &gt; 1.0</math></p>	
Leptonic top	<p>At least one anti-<math>k_T</math> <math>R = 0.4</math> jet with <math>\Delta R(\ell, \text{jet}_{R=0.4}) &lt; 2.0</math>, <math>\Delta R(\text{jet}_{R=1.0}, \text{jet}_{R=0.4}) &gt; 1.5</math></p>	
$b$ -jets	<p>At least one of: 1. one of the anti-<math>k_T</math> <math>R = 0.4</math> jet with <math>\Delta R(\ell, \text{jet}_{R=0.4}) &lt; 2.0</math> and <math>\Delta R(\text{jet}_{R=1.0}, \text{jet}_{R=0.4}) &gt; 1.5</math> is <math>b</math>-tagged; 2. one of the anti-<math>k_T</math> <math>R = 0.4</math> jet, component of the top-tagged reclustered jet, is <math>b</math>-tagged</p>	

driven techniques are used to estimate backgrounds that derive from events containing jets mimicking the signature of charged leptons or leptons from hadron decay, for which precise enough simulations are not available.

The single-top-quark background, comprising  $t$ -channel,  $s$ -channel and  $tW$  production modes, is the largest background contribution in the resolved topology, amounting to 4.3% and 4.2% of the total event yield and 39% and 30% of the total background estimate in the resolved and boosted topologies, respectively. Shapes of all distributions of this background are modelled using MC simulation, and the event yields are normalised using calculations of its cross-section, as described in Sect. 3.

The  $W$ +jets background represents the largest background in the boosted topology, amounting to approximately 3% and 7% of the total event yield, corresponding to approximately 25% and 44% of the total background estimate in the resolved and boosted topologies, respectively. The estimation of this background is performed using MC simulations as described in Sect. 3.

Multijet production processes, including production of hadronically decaying  $t\bar{t}$  pairs, have a large cross-section and mimic the  $\ell$ +jets signature due to fake leptons or non-prompt real leptons. The multijet background is estimated directly from data using a matrix method [104]. The estimate is based on the introduction of a ‘loose’ lepton definition, obtained by removing the isolation requirement and loosening the likelihood-based identification criteria in the electron case, compared to the ‘tight’ lepton definition given in Sect. 4.1. The number of fake and non-prompt leptons contained in the signal region is evaluated by inverting the matrix that relates the number of ‘loose’ and ‘tight’ leptons to the number of real and fake leptons. This matrix is built using the efficiencies for fake leptons and real leptons to pass the ‘tight’ selection. The fake-lepton efficiency is measured using data in control regions dominated by multijet background with the real-lepton contribution subtracted using MC simulation. The real-lepton efficiency is extracted by applying a tag-and-probe technique using leptons from  $Z$  boson decays. The multijet background contributes approximately 3% and 2% to the total event yield, corresponding to approximately 24% and 15% of the total background estimate in the resolved and boosted topologies, respectively.

The background contributions from  $Z$ +jets, diboson and  $t + X$  events are obtained from MC generators, and the event yields are normalised as described in Sect. 3. The total contribution from these processes is approximately 1.4% and 2.1%, corresponding to approximately 12% and 15% of the total background estimate in the resolved and boosted topologies, respectively.

Dilepton top-quark pair events (including decays into  $\tau$ -leptons) can satisfy the event selection and are considered in the analysis as signal at both the detector and particle levels.

**Table 4** Event yields after the resolved and boosted selections. Events that satisfy both the resolved and boosted selections are removed from the resolved selection. The cut on the kinematic fit likelihood has not been applied. The signal model, denoted  $t\bar{t}$  in the table, was generated using POWHEG+PYTHIA8, normalised to NNLO calculations. The uncertainties include the combined statistical and systematic uncertainties, excluding the systematic uncertainties related to the modelling of the  $t\bar{t}$  system, as described in Sect. 9

Process	Yield				
	Resolved		Boosted		
$t\bar{t}$	1 120 000	$\pm$ 90 000	44 700	$\pm$ 1900	
Single top	54 000	$^{+10000}_{-11000}$	2000	$\pm$ 900	
Multijet	34 000	$\pm$ 16 000	1000	$\pm$ 400	
$W$ +jets	34 000	$\pm$ 20 000	3200	$\pm$ 1500	
$Z$ +jets	12 000	$\pm$ 6000	380	$\pm$ 210	
$t + X$	3800	$\pm$ 500	440	$\pm$ 60	
Diboson	1680	$^{+220}_{-190}$	194	$^{+19}_{-21}$	
Total prediction	1 260 000	$\pm$ 100 000	52 000	$\pm$ 2900	
Data	1 252 692		47 600		
Data/Prediction	0.99	$\pm$ 0.08	0.92	$\pm$ 0.05	

They contribute to the  $t\bar{t}$  yield with a fraction of approximately 13% (8% after applying the cut on the likelihood of the kinematic fit described in Sect. 6.1) in the resolved topology and 6% in the boosted topology. In the full phase-space analysis at parton level, events where both top quarks decay leptonically are considered as background and a correction factor is applied to the detector-level spectra to account for this background.

In the fiducial phase-space analysis at particle level, all the  $t\bar{t}$  semileptonic events that could pass the fiducial selection described in Sect. 4.4 are considered as signal. For this reason, the leptonic top-quark decays into  $\tau$ -leptons are considered as signal only if the  $\tau$ -lepton decays leptonically. Cases where both top quarks decay into a  $\tau$ -lepton, which in turn decays into a quark–antiquark pair, are accounted for in the multijet background. The full phase-space analysis at parton level includes all semileptonic decays of the  $t\bar{t}$  system, consequently the  $\tau$ -leptons from the leptonically decaying  $W$  bosons are considered as signal, regardless of the  $\tau$ -lepton decay mode.

As the individual  $e$ +jets and  $\mu$ +jets channels have very similar corrections (as described in Sect. 8) and give consistent results at detector level, they are combined by summing the distributions. The event yields, in the resolved and boosted regimes, are shown in Table 4 for data, simulated signal, and backgrounds. The selection leads to a sample with an expected background of 11% and 15% for the resolved and boosted topologies, respectively. The overall difference between data and prediction is 1% and 8% in the resolved and boosted topologies, respectively. In the resolved topology

this is in good agreement within the experimental systematic uncertainties, while in the boosted topology the predicted event yield overestimates the data.

Figures 1, 2, 3 and 4 show,<sup>2</sup> for different distributions, the comparison between data and predictions. The reconstructed distributions, in the resolved topology, of the  $p_T$  of the lepton,  $E_T^{\text{miss}}$ , jet multiplicity and  $p_T$  are presented in Fig. 1 and the  $b$ -jet multiplicity and  $\eta$  in Fig. 2. The reconstructed distributions, in the boosted topology, of the reclustered jet multiplicity and jet  $p_T$  are shown in Fig. 3 and the  $p_T$  and  $\eta$  of the lepton,  $E_T^{\text{miss}}$  and  $m_T^W$  in Fig. 4. In the resolved topology, good agreement between the prediction and the data is observed in all the distributions shown, while in the boosted topology the agreement lies at the edge of the uncertainty band. This is due to the overestimate of the predicted rate of events of about 10%, varying with the top quark  $p_T$ , reflected in all the distributions.

## 6 Kinematic reconstruction of the $t\bar{t}$ system

Since the  $t\bar{t}$  production differential cross-sections are measured as a function of observables involving the top quark and the  $t\bar{t}$  system, an event reconstruction is performed in each topology.

### 6.1 Resolved topology

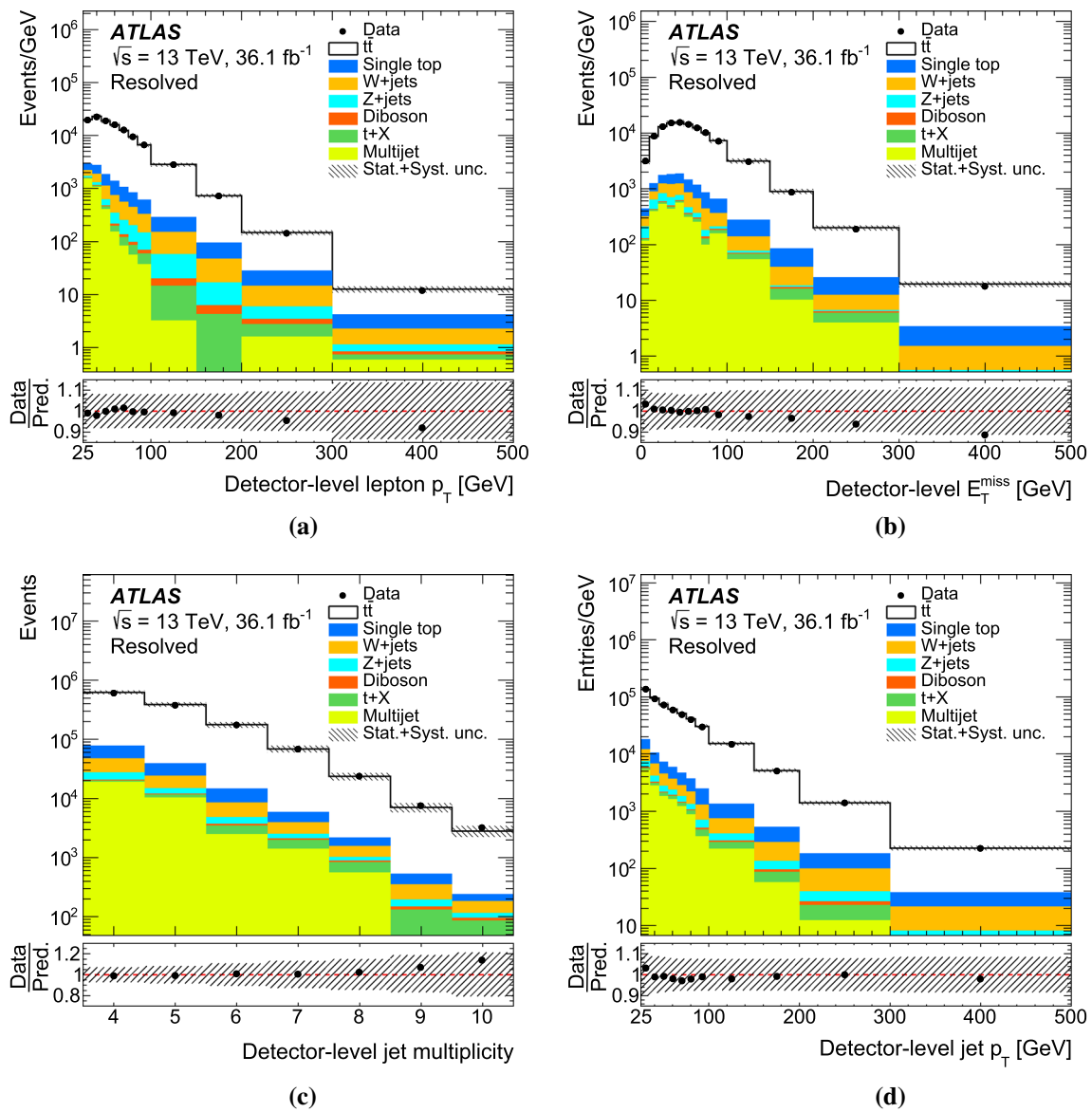
For the resolved topology, two reconstruction methods are employed: the pseudo-top algorithm [9] is used to reconstruct the objects to be used in the particle-level measurement; a kinematic likelihood fitter (KLFitter) [105] is used to fully reconstruct the  $t\bar{t}$  kinematics in the parton-level measurement. This approach performs better than the pseudo-top method in terms of resolution and bias for the reconstruction of the parton-level kinematics.

The pseudo-top algorithm reconstructs the four-momenta of the top quarks and their complete decay chain from final-state objects, namely the charged lepton (electron or muon), missing transverse momentum, and four jets, two of which are  $b$ -tagged. In events with more than two  $b$ -tagged jets, only the two with the highest transverse momentum values are considered as  $b$ -jets from the decay of the top quarks. The same algorithm is used to reconstruct the kinematic properties of top quarks as detector- and particle-level objects. The pseudo-top algorithm starts with the reconstruction of the neutrino four-momentum. While the  $x$  and  $y$  components of the neutrino momentum are set to the corresponding components of the missing transverse momentum, the  $z$  component

is calculated by imposing the  $W$  boson mass constraint on the invariant mass of the charged-lepton–neutrino system. If the resulting quadratic equation has two real solutions, the one with the smaller value of  $|p_z|$  is chosen. If the discriminant is negative, only the real part is considered. The leptonically decaying  $W$  boson is reconstructed from the charged lepton and the neutrino. The leptonic top quark is reconstructed from the leptonic  $W$  and the  $b$ -tagged jet closest in  $\Delta R$  to the charged lepton. The hadronic  $W$  boson is reconstructed from the two non- $b$ -tagged jets whose invariant mass is closest to the mass of the  $W$  boson. This choice yields the best performance of the algorithm in terms of the correspondence between the detector and particle levels. Finally, the hadronic top quark is reconstructed from the hadronic  $W$  boson and the other  $b$ -jet. The advantage of using this method at particle level is that any dependence on the parton-level top quark is removed from the reconstruction and it is possible to have perfect consistency among the techniques used to reconstruct the top quarks at particle level and detector level.

The kinematic likelihood fit algorithm used for the parton-level measurements relates the measured kinematics of the reconstructed objects (lepton, jets and  $E_T^{\text{miss}}$ ) to the leading-order representation of the  $t\bar{t}$  system decay. Compared to the pseudo-top algorithm, this procedure leads to better resolution (with an improvement of the order of 10% for the  $p_T$  of  $t\bar{t}$  system) in the reconstruction of the kinematics of the parton-level top quark. The kinematic likelihood fit has not been employed for the particle-level measurement because its likelihood, described in the following, is designed to improve the jet-to-quark associations and so is dependent on parton-level information. The likelihood is constructed as the product of Breit–Wigner distributions and transfer functions that associate the energies of parton-level objects with those at the detector level. Breit–Wigner distributions associate the missing transverse momentum, lepton, and jets with  $W$  bosons and top quarks, and make use of their known widths and masses, with the top-quark mass fixed to 172.5 GeV. The transfer functions represent the experimental resolutions in terms of the probability that the given true energy for each of the  $t\bar{t}$  decay products produces the observed energy at the detector level. The missing transverse momentum is used as a starting value for the neutrino transverse momentum, with its longitudinal component ( $p_z^{\nu}$ ) as a free parameter in the kinematic likelihood fit. Its starting value is computed from the  $W$  mass constraint. If there are no real solutions for  $p_z^{\nu}$  then zero is used as a starting value. Otherwise, if there are two real solutions, the one giving the larger likelihood is used. The five highest- $p_T$  jets (or four if there are only four jets in the event) are used as input to the likelihood fit. The input jets are defined by giving priority to the  $b$ -tagged jets and then adding the hardest remaining light-flavour jets. If there are more than four jets in the event satisfying  $p_T > 25$  GeV and  $|\eta| < 2.5$ , all subsets of four jets from the five-jets collection

<sup>2</sup> Throughout this paper, all data as well as theory points are plotted at the bin centre of the  $x$ -axis. Moreover, the bin contents of all the histograms are divided by the corresponding bin width.



**Fig. 1** Kinematic distributions in the  $\ell$ +jets channel in the resolved topology at detector-level: **a** lepton transverse momentum and **b** missing transverse momentum  $E_T^{\text{miss}}$ , **c** jet multiplicity and **d** transverse momenta of selected jets. Data distributions are compared with predictions using POWHEG+PYTHIA8 as the  $t\bar{t}$  signal model. The hatched

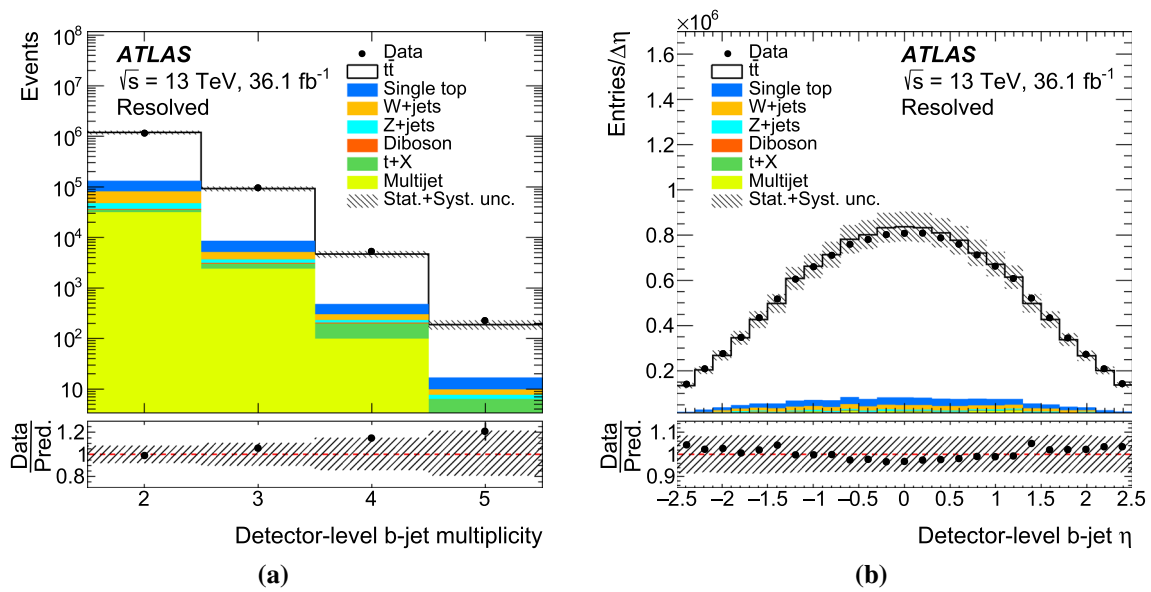
area represents the combined statistical and systematic uncertainties (described in Sect. 9) in the total prediction, excluding systematic uncertainties related to the modelling of the  $t\bar{t}$  events. Underflow and overflow events, if any, are included in the first and last bins. The lower panel shows the ratio of the data to the total prediction

are considered. The likelihood is maximised as a function of the energies of the  $b$ -quarks, the quarks from the hadronic  $W$  boson decay, the charged lepton, and the components of the neutrino three-momentum. The maximisation is performed for each possible matching of jets to partons and the combination with the highest likelihood is retained. The event likelihood must satisfy  $\log L > -52$ . This requirement provides good separation between well and poorly reconstructed events and improves the purity of the sample. Distributions of  $\log L$  in the resolved topology for data and simulation are shown in Fig. 5 in the  $\ell$ +jets channel. The efficiency of the

likelihood requirement in data is found to be well modelled by the simulation.

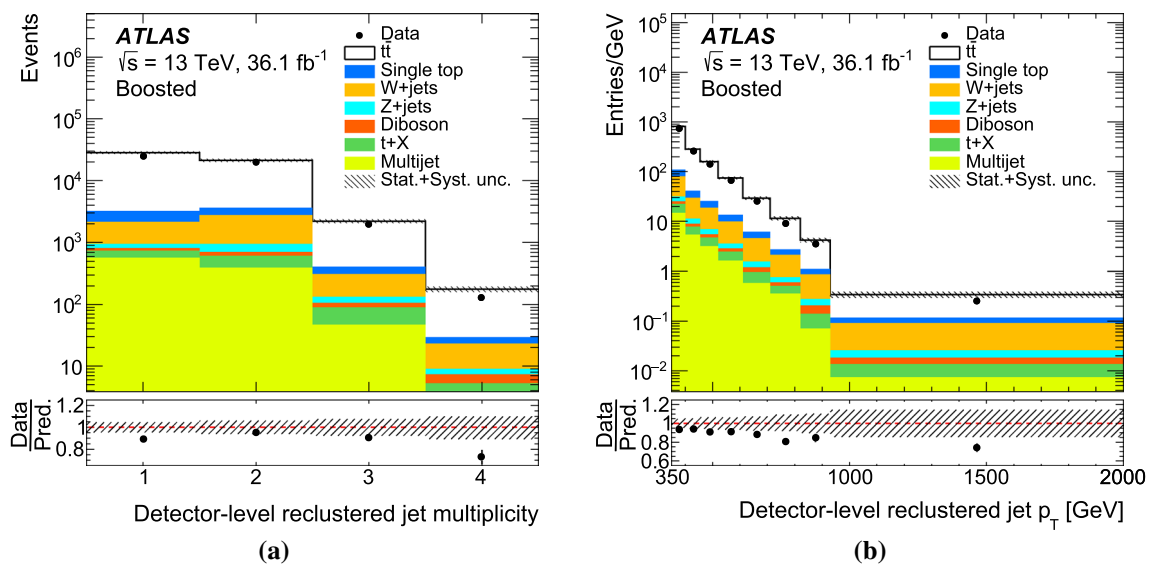
### 6.2 Boosted topology

In the boosted topology, the same detector-level reconstruction procedure is applied for both the particle- and parton-level measurements. The leading reclustered jet that passes the selection described in Sect. 4 is considered the hadronic top quark. Once the hadronic top-quark candidate is identi-



**Fig. 2** Kinematic distributions in the  $\ell$ +jets channel in the resolved topology at detector-level: **a** number of  $b$ -tagged jets and **b**  $b$ -tagged jet pseudorapidity. Data distributions are compared with predictions using POWHEG+PYTHIA8 as the  $t\bar{t}$  signal model. The hatched area represents the combined statistical and systematic uncertainties (described

in Sect. 9) in the total prediction, excluding systematic uncertainties related to the modelling of the  $t\bar{t}$  events. Underflow and overflow events, if any, are included in the first and last bins. The lower panel shows the ratio of the data to the total prediction



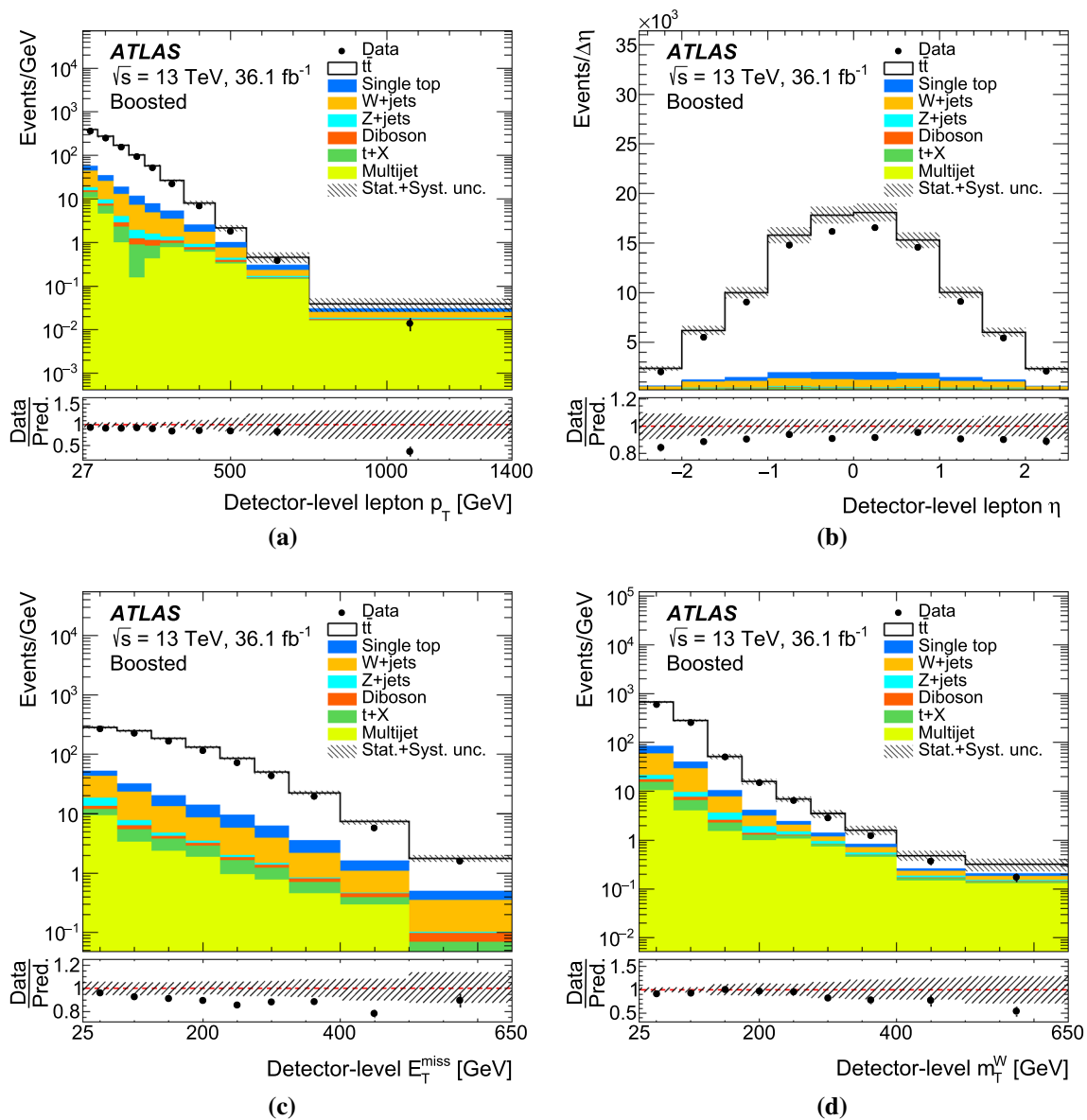
**Fig. 3** Kinematic distributions in the  $\ell$ +jets channel in the boosted topology at detector-level: **a** number of reclustered jets and **b** reclustered jet  $p_T$ . Data distributions are compared with predictions using POWHEG+PYTHIA8 as the  $t\bar{t}$  signal model. The hatched area represents the combined statistical and systematic uncertainties (described

in Sect. 9) in the total prediction, excluding systematic uncertainties related to the modelling of the  $t\bar{t}$  events. Underflow and overflow events, if any, are included in the first and last bins. The lower panel shows the ratio of the data to the total prediction

fied, the leptonic top quark is reconstructed using the leading  $b$ -tagged jet that fulfils the following requirements:

- $\delta R(\ell, b\text{-jet}) < 2.0$ ;
- $\delta R(\text{jet}_{R=1.0}, b\text{-jet}) > 1.5$ .

If there are no  $b$ -tagged jets that fulfil these requirements then the leading  $p_T$  jet is used. The procedure for the reconstruction of the leptonically decaying  $W$  boson starting from the lepton and the missing transverse momentum is analogous to the pseudo-top reconstruction described in Sect. 6.1.



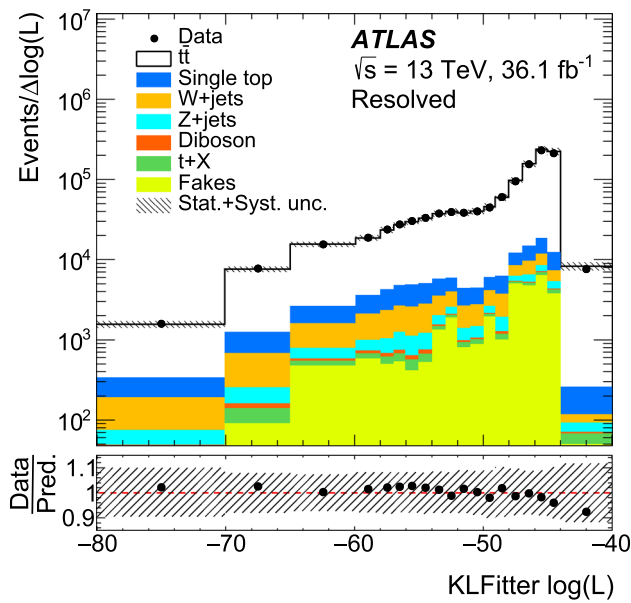
**Fig. 4** Kinematic distributions in the  $\ell$ +jets channel in the boosted topology at detector-level: **a** lepton  $p_T$  and **b** pseudorapidity, **c** missing transverse momentum  $E_T^{\text{miss}}$  and **d** transverse mass of the W boson. Data distributions are compared with predictions using POWHEG+PYTHIA8 as the  $t\bar{t}$  signal model. The hatched area represents the combined sta-

tistical and systematic uncertainties (described in Sect. 9) in the total prediction, excluding systematic uncertainties related to the modelling of the  $t\bar{t}$  events. Underflow and overflow events, if any, are included in the first and last bins. The lower panel shows the ratio of the data to the total prediction

### 7 Observables

A set of measurements of the  $t\bar{t}$  production cross-sections is presented as a function of kinematic observables. In the following, the indices *had* and *lep* refer to the hadronically and leptonically decaying top quarks, respectively. The indices 1 and 2 refer respectively to the leading and subleading top quark, where *leading* refers to the top quark with the largest transverse momentum.

First, a set of baseline observables is presented: transverse momentum ( $p_T^l$ ) and absolute value of the rapidity ( $|y^l|$ ) of the top quarks, and the transverse momentum ( $p_T^{t\bar{t}}$ ), absolute value of the rapidity ( $|y^{t\bar{t}}|$ ) and invariant mass ( $m^{t\bar{t}}$ ) of the  $t\bar{t}$  system and the transverse momentum of the leading ( $p_T^{l,1}$ ) and subleading ( $p_T^{l,2}$ ) top quarks. For parton-level measurements, the  $p_T$  and rapidity of the top quark are measured from the  $p_T$  and rapidity of the reconstructed hadronic top quarks. The differential cross-sections as a function of all



**Fig. 5** Distribution in the  $l+jets$  channel of the logarithm of the likelihood obtained from the kinematic fit in the resolved topology. Data distributions are compared with predictions using POWHEG+PYTHIA8 as the  $t\bar{t}$  signal model. The hatched area represents the combined statistical and systematic uncertainties in the total prediction, excluding systematic uncertainties related to the modelling of the  $t\bar{t}$  events. Underflow and overflow events are included in the first and last bins. The lower panel shows the ratio of the data to the total prediction. Only events with  $\log L > -52$  are considered in the parton-level measurement in resolved topology

these observables, with the exception of the  $p_T$  of the leading and subleading top quarks, were previously measured in the fiducial phase-space in the resolved topology by the ATLAS Collaboration using 13 TeV data [14], while in the boosted topology only  $p_T^{t, had}$  and  $|y^{t, had}|$  were measured. The differential cross-sections as a function of the  $p_T$  of the leading and subleading top quarks were previously measured, at particle- and parton-level, only in the boosted topology in the fully hadronic channel [106].

The detector-level distributions of the kinematic variables of the top quark and  $t\bar{t}$  system in the resolved topology are presented in Figs. 6 and 7, respectively. The detector-level distributions of the same observables, reconstructed in the boosted topology, are shown in Figs. 8 and 9.

Furthermore, angular variables sensitive to the momentum imbalance in the transverse plane ( $p_{out}^{t\bar{t}}$ ), i.e. to the emission of radiation associated with the production of the top-quark pair, are used to investigate the central production region [107]. The angle between the two top quarks is sensitive to non-resonant contributions from hypothetical new particles exchanged in the  $t$ -channel [108]. The rapidities of the two top quarks in the  $t\bar{t}$  centre-of-mass frame are  $y^* = \frac{1}{2}(y^{t, had} - y^{t, lep})$  and  $-y^*$ . The longitudinal motion of the  $t\bar{t}$  system in the laboratory frame is described by the rapidity boost  $y_{boost}^{t\bar{t}} = \frac{1}{2}(y^{t, had} + y^{t, lep})$ . The production

polar angle is closely related to the variable  $\chi^{t\bar{t}}$ , defined as  $\chi^{t\bar{t}} = e^{2|y^*|}$ , which is included in the measurement since many signals due to processes not included in the SM are predicted to peak at low values of this distribution [108]. Finally, observables depending on the transverse momentum of the decay products of the top quark are sensitive to higher-order corrections [109, 110]. In summary, the following additional observables are measured:

- The absolute value of the azimuthal angle between the two top quarks ( $|\Delta\phi(t, \bar{t})|$ ).
- The out-of-plane momentum, i.e. the projection of the top-quark three-momentum onto the direction perpendicular to the plane defined by the other top quark and the beam axis ( $z$ ) in the laboratory frame [107]:

$$p_{out}^{t, had} = \vec{p}^{t, had} \cdot \frac{\vec{p}^{t, lep} \times \vec{e}_z}{|\vec{p}^{t, lep} \times \vec{e}_z|},$$

$$p_{out}^{t, lep} = \vec{p}^{t, lep} \cdot \frac{\vec{p}^{t, had} \times \vec{e}_z}{|\vec{p}^{t, had} \times \vec{e}_z|}$$

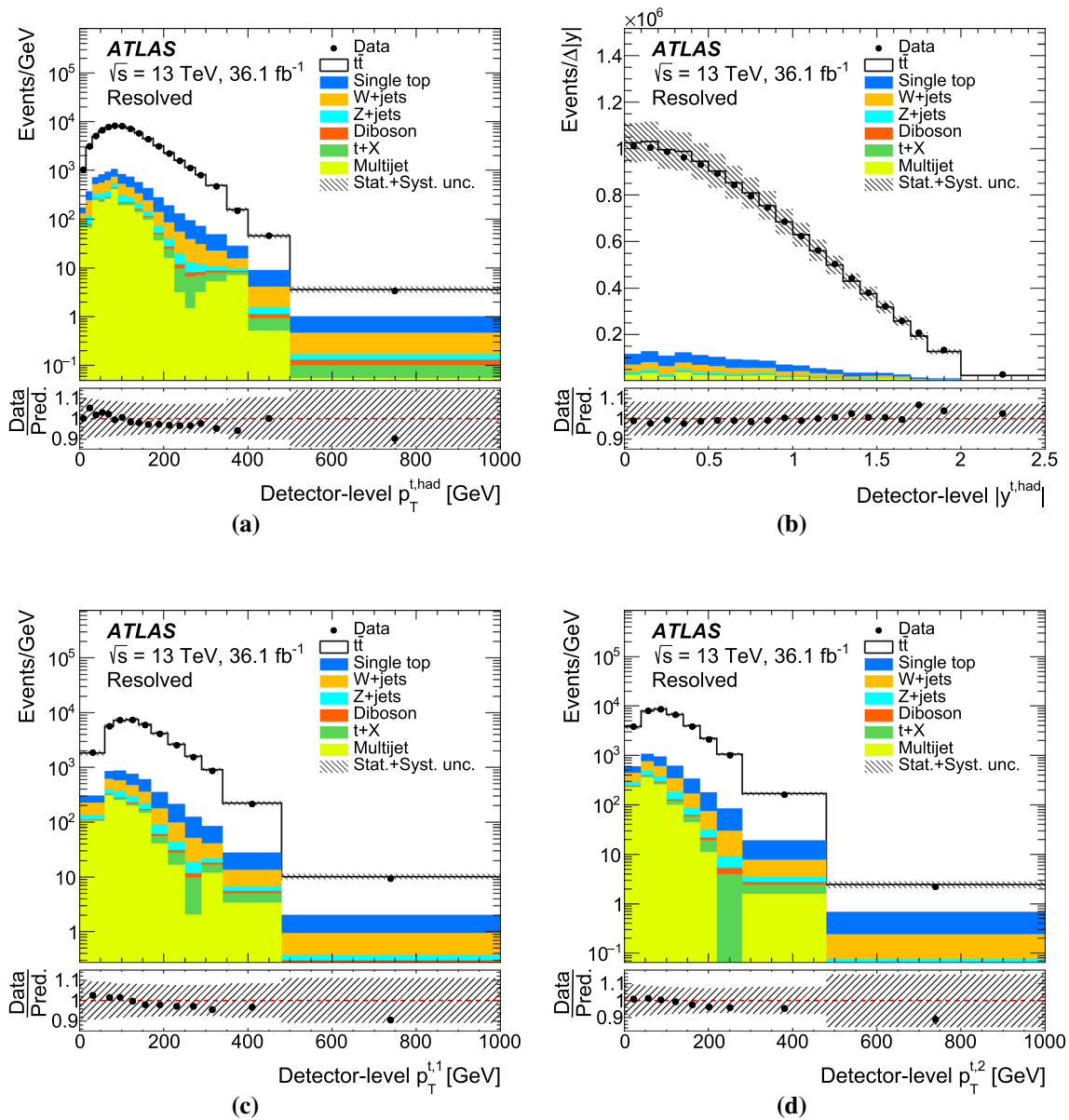
In particular,  $|p_{out}^{t, had}|$ , introduced in Ref. [11], is used in the resolved topology, while in the boosted topology, where an asymmetry between  $p^{t, had}$  and  $p^{t, lep}$  exists by construction, the variable  $|p_{out}^{t, lep}|$  is measured. This reduces the correlation between  $p_{out}$  and  $p^{t, had}$ , biased toward high values by construction, while keeping the sensitivity to the momentum imbalance.

- The longitudinal boost of the  $t\bar{t}$  system in the laboratory frame ( $y_{boost}^{t\bar{t}}$ ) [108].
- $\chi^{t\bar{t}} = e^{2|y^*|}$  [108], closely related to the production polar angle.
- The scalar sum of the transverse momenta of the hadronic and leptonic top quarks ( $H_T^{t\bar{t}} = p_T^{t, had} + p_T^{t, lep}$ ) [109, 110].

These observables were previously measured in the resolved topology by the ATLAS Collaboration using 8 TeV data [11] and, using 13 TeV data, as a function of the jet multiplicity [15]. Figures 10 and 11 show the distributions of these additional variables at detector-level in the resolved topology, while the distributions of  $|p_{out}^{t, lep}|$ ,  $\chi^{t\bar{t}}$  and  $H_T^{t\bar{t}}$  in the boosted topology are shown in Fig. 12.

Finally, differential cross-sections have been measured at particle level as a function of the number of jets not employed in  $t\bar{t}$  reconstruction in the resolved and boosted topology ( $N^{extrajets}$ ). In addition, in the boosted topology, the cross-section as a function of the number of small- $R$  jets clustered inside a top candidate ( $N^{subjects}$ ) is measured.

In the resolved topology, as shown in Figs. 6, 7, 10 and 11, good agreement between the prediction and the data is observed. Trends of deviations at the boundaries of



**Fig. 6** Distributions of observables in the  $\ell$ +jets channel reconstructed with the pseudo-top algorithm in the resolved topology at detector-level: **a** transverse momentum and **b** absolute value of the rapidity of the hadronic top quark, **c** transverse momentum of the leading top quark and **d** transverse momentum of the subleading top quark. Data distributions are compared with predictions, using POWHEG+PYTHIA8 as the  $t\bar{t}$

signal model. The hatched area represents the combined statistical and systematic uncertainties (described in Sect. 9) in the total prediction, excluding systematic uncertainties related to the modelling of the  $t\bar{t}$  events. Underflow and overflow events, if any, are included in the first and last bins. The lower panel shows the ratio of the data to the total prediction

the uncertainty bands are seen for high values of  $m^{t\bar{t}}$  and  $p_T^{t\bar{t}}$ . In the boosted topology, the predicted rate of events is overestimated at the level of 8.5%, leading to a corresponding offset in most distributions, as shown in Figs. 8, 9 and 12.

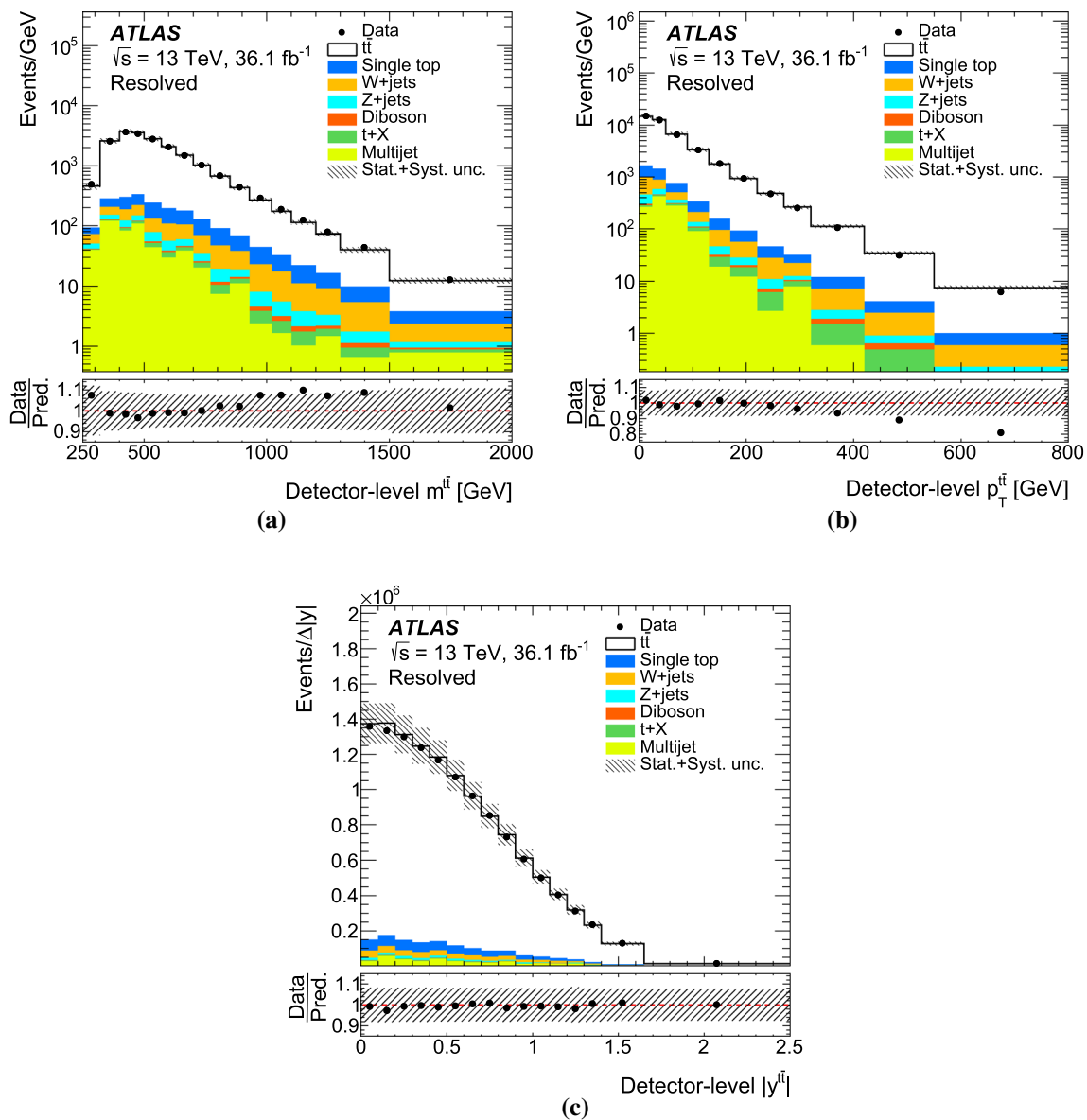
A trend is observed in the  $H_T^{t\bar{t}}$  distribution, where the predictions tend to overestimate the data at high values. This is more pronounced in the boosted topology, where the agreement lies outside the error band towards high values of  $H_T^{t\bar{t}}$ .

A summary of the observables measured in the particle and parton phase-spaces is given in Tables 5, 6 for the resolved topology and in Tables 7, 8 for the boosted topology.

### 8 Cross-section extraction

The underlying differential cross-section distributions are obtained from the detector-level events using an unfolding





**Fig. 7** Distributions of observables in the  $\ell$ +jets channel reconstructed with the pseudo-top algorithm in the resolved topology at detector-level: **a** invariant mass, **b** transverse momentum and **c** absolute value of the rapidity of the  $t\bar{t}$  system. Data distributions are compared with predictions, using POWHEG+PYTHIA8 as the  $t\bar{t}$  signal model. The hatched

area represents the combined statistical and systematic uncertainties (described in Sect. 9) in the total prediction, excluding systematic uncertainties related to the modelling of the  $t\bar{t}$  events. Underflow and overflow events, if any, are included in the first and last bins. The lower panel shows the ratio of the data to the total prediction

technique that corrects for detector effects. The iterative Bayesian method [111] as implemented in RooUnfold [112] is used.

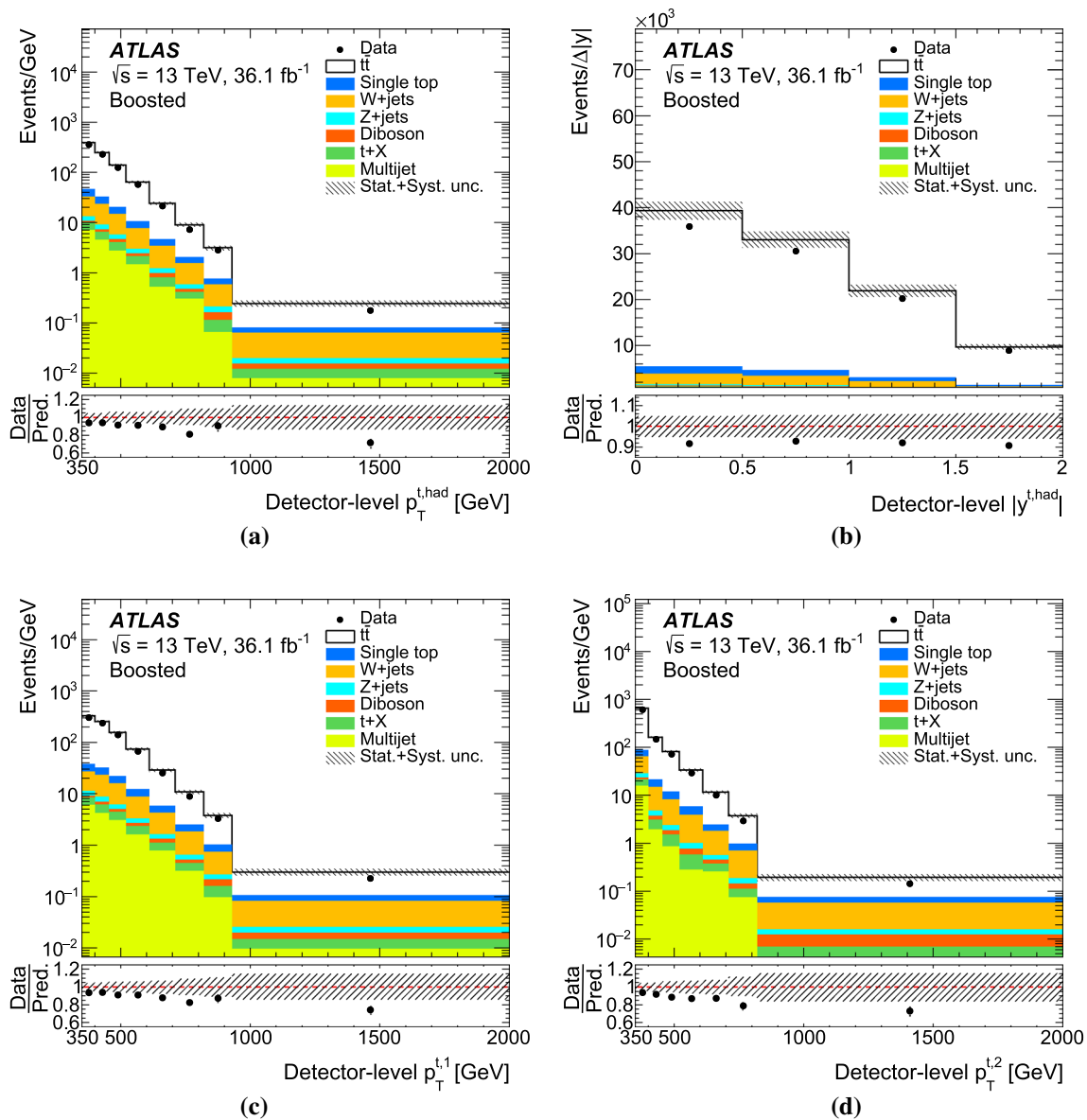
Once the detector-level distributions are unfolded, the single- and double-differential cross-sections are extracted using the following equations:

$$\frac{d\sigma}{dX_i} \equiv \frac{1}{\mathcal{L} \cdot \Delta X_i} \cdot N_i^{\text{unf}}$$

$$\frac{d^2\sigma}{dX_i dY_j} \equiv \frac{1}{\mathcal{L} \cdot \Delta X_i \Delta Y_j} \cdot N_{ij}^{\text{unf}}$$

where the index  $i$  ( $j$ ) iterates over bins of  $X$  ( $Y$ ) at generator level,  $\Delta X_i$  ( $\Delta Y_j$ ) is the bin width,  $\mathcal{L}$  is the integrated luminosity and  $N^{\text{unf}}$  represents the unfolded distribution, obtained as described in the following sections. Overflow and underflow events are never considered when evaluating  $N^{\text{unf}}$ , with the exception of the distributions as a function of jet multiplicities.

The unfolding procedure described in the following is applied to both the single- and double-differential distributions, the only difference being the creation of concatenated distributions in the double-differential case. In partic-



**Fig. 8** Distributions of observables in the  $\ell$ +jets channel in the boosted topology at detector-level: **a** transverse momentum and **b** absolute value of the rapidity of the hadronic top quark, **c** transverse momentum of the leading top quark and **d** transverse momentum of the sub-leading top quark. Data distributions are compared with predictions, using POWHEG+PYTHIA8 as the  $t\bar{t}$  signal model. The hatched area represents the combined statistical and systematic uncertainties (described in Sect. 9) in the total prediction, excluding systematic uncertainties related to the modelling of the  $t\bar{t}$  events. Underflow and overflow events, if any, are included in the first and last bins. The lower panel shows the ratio of the data to the total prediction

resents the combined statistical and systematic uncertainties (described in Sect. 9) in the total prediction, excluding systematic uncertainties related to the modelling of the  $t\bar{t}$  events. Underflow and overflow events, if any, are included in the first and last bins. The lower panel shows the ratio of the data to the total prediction

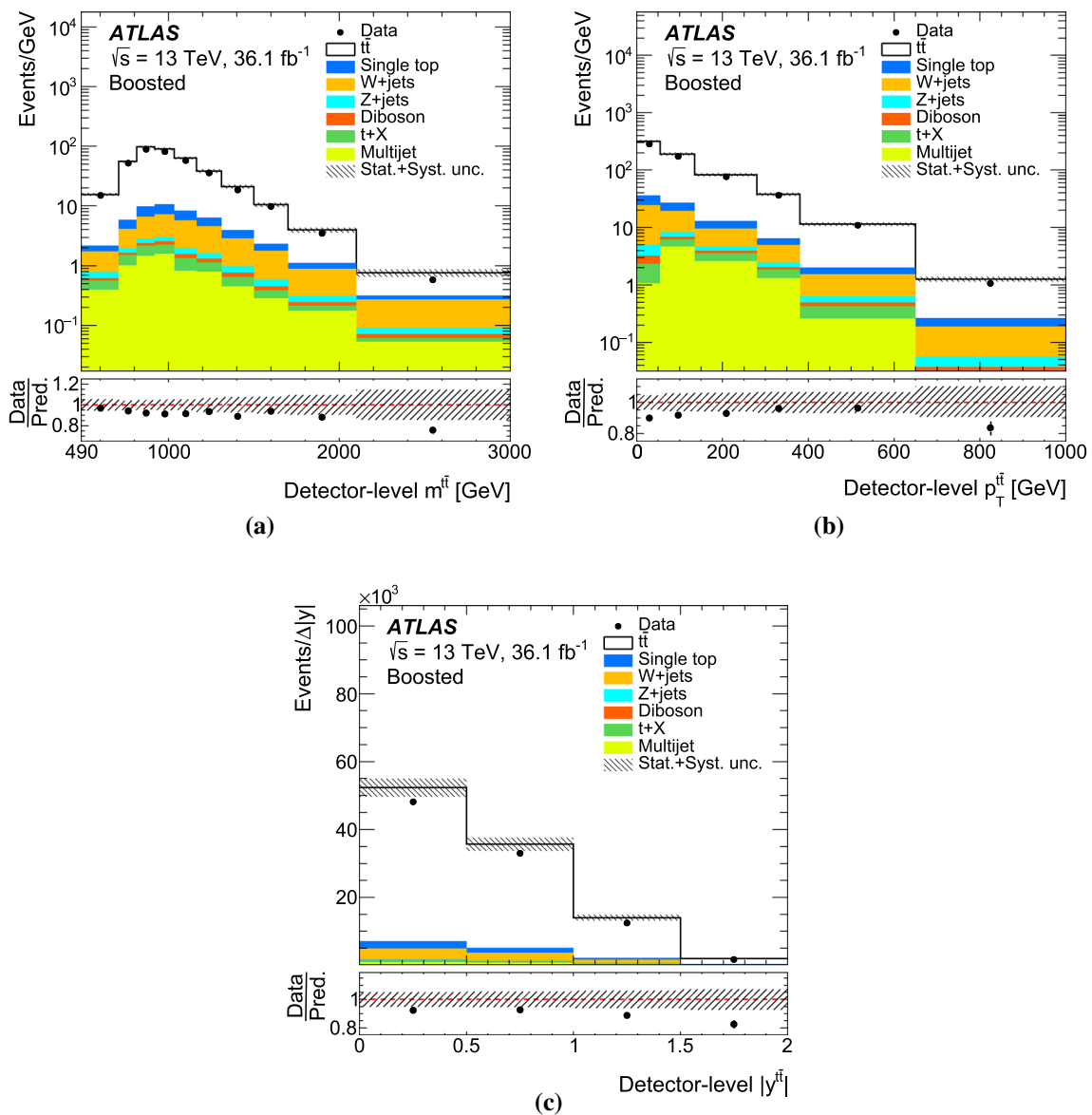
ular,  $N^{\text{unf}}$  is derived by introducing a new vector of size  $m = \sum_{i=1}^{n_X} n_{Y,i}$ , where  $n_X$  is the number of bins of the variable  $X$  and  $n_{Y,i}$  is the number of bins of the variable  $Y$  in the  $i$ -th bin of the variable  $X$ . The vector is constructed by concatenating all the bins of the original two-dimensional distribution.

The total cross-section is obtained by integrating the unfolded differential cross-section over the kinematic bins,

and its value is used to compute the normalised differential cross-section  $1/\sigma \cdot d\sigma/dX^i$ .

### 8.1 Particle level in the fiducial phase-space

The unfolding procedure aimed to evaluate the particle-level distributions starts from the detector-level event distribution ( $N_{\text{detector}}$ ), from which the expected number of background events ( $N_{\text{bkg}}$ ) is subtracted. Next, the bin-wise acceptance



**Fig. 9** Kinematic distributions in the  $\ell$ +jets channel in the boosted topology at detector-level: **a** invariant mass, **b** transverse momentum and **c** absolute value of the rapidity of the  $t\bar{t}$  system. Data distributions are compared with predictions, using POWHEG+PYTHIA8 as the  $t\bar{t}$  signal model. The hatched area represents the combined statistical and

systematic uncertainties (described in Sect. 9) in the total prediction, excluding systematic uncertainties related to the modelling of the  $t\bar{t}$  events. Underflow and overflow events, if any, are included in the first and last bins. The lower panel shows the ratio of the data to the total prediction

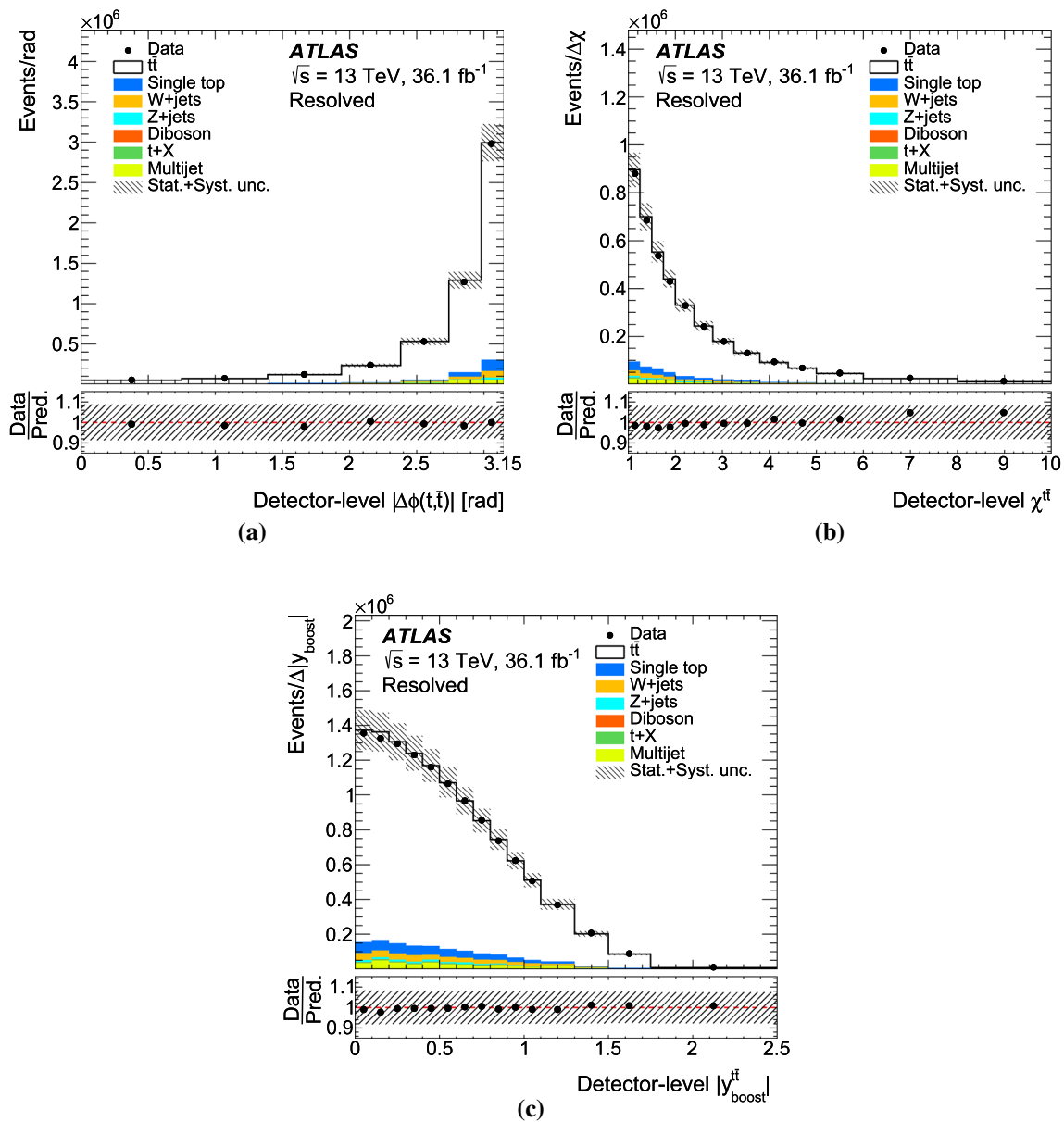
correction  $f_{acc}$ , defined as

$$f_{acc} = \frac{N_{particle \wedge detector}}{N_{detector}},$$

with  $N_{particle \wedge detector}$  being the number of detector-level events that satisfy the particle-level selection, corrects for events that are generated outside the fiducial phase-space but satisfy the detector-level selection.

In the resolved topology, to separate resolution and combinatorial effects, distributions evaluated using a MC simulation are corrected to the level where detector- and particle-

level objects forming the pseudo-top quarks are angularly well matched. The matching is performed using geometrical criteria based on the distance  $\Delta R$ . Each particle-level  $e$  ( $\mu$ ) is required to be matched to the detector-level  $e$  ( $\mu$ ) within  $\Delta R = 0.02$ . Particle-level jets forming the particle-level hadronic top are required to be matched to the jets from the detector-level hadronic top within  $\Delta R = 0.4$ . The same procedure is applied to the particle- and detector-level  $b$ -jet from the leptonically decaying top quark. If a detector-level jet is not matched to a particle-level jet, it is assumed to



**Fig. 10** Distributions of observables in the  $\ell$ +jets channel reconstructed with the pseudo-top algorithm in the resolved topology at detector-level: **a** azimuthal angle between the two top quarks  $|\Delta\phi(t, \bar{t})|$ , **b** production angle  $\chi^{t\bar{t}}$  and **c** absolute value of the longitudinal boost  $|y_{\text{boost}}^{t\bar{t}}|$ . Data distributions are compared with predictions, using POWHEG+PYTHIA8 as the  $t\bar{t}$  signal model. The hatched area rep-

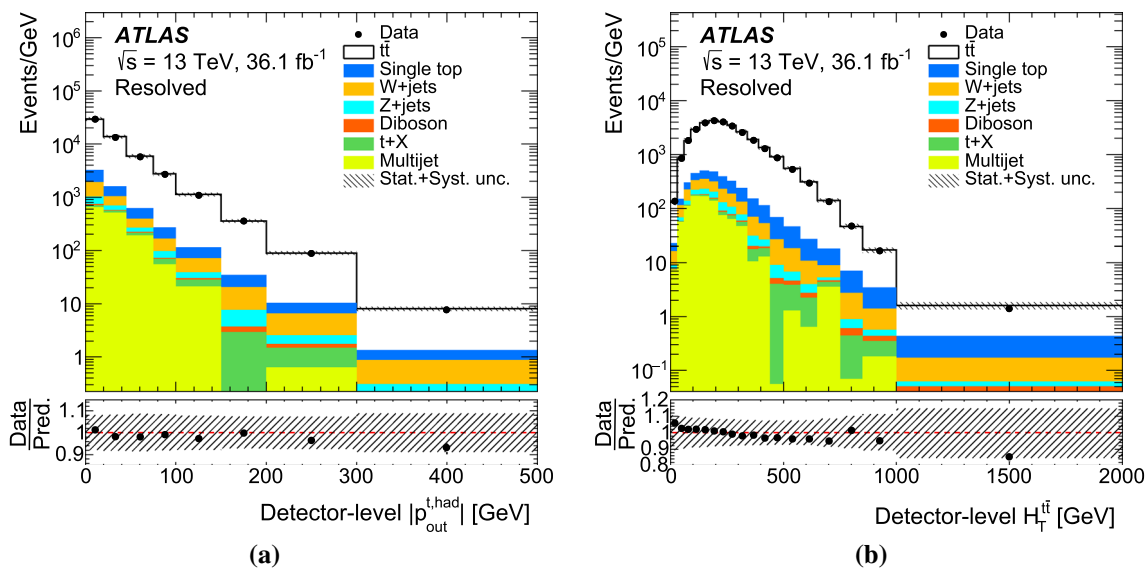
resents the combined statistical and systematic uncertainties (described in Sect. 9) in the total prediction, excluding systematic uncertainties related to the modelling of the  $t\bar{t}$  events. Underflow and overflow events, if any, are included in the first and last bins. The lower panel shows the ratio of the data to the total prediction

be either from pile-up or from matching inefficiency and is ignored. If two jets are reconstructed with a  $\Delta R < 0.4$  from a single particle-level jet, the detector-level jet with smaller  $\Delta R$  is matched to the particle-level jet and the other detector-level jet is unmatched. The matching correction  $f_{\text{match}}$ , which accounts for the corresponding efficiency, is defined as:

$$f_{\text{match}} = \frac{N_{\text{particle} \wedge \text{detector} \wedge \text{match}}}{N_{\text{particle} \wedge \text{detector}}}$$

where  $N_{\text{particle} \wedge \text{detector} \wedge \text{match}}$  is the number of detector-level events that satisfy the particle-level selection and satisfy the matching requirement.

The unfolding step uses a migration matrix ( $\mathcal{M}$ ) derived from simulated  $t\bar{t}$  events that maps the binned generated particle-level events to the binned matched detector-level events. The probability for particle-level events to remain in the same bin is therefore represented by the diagonal ele-



**Fig. 11** Kinematic distributions in the  $\ell$ +jets channel in the resolved topology reconstructed with the pseudo-top algorithm at detector-level: **a** absolute value of the out-of-plane momentum  $|p_{out}^{t, had}|$  and **b** scalar sum of the transverse momenta of the hadronic and leptonic top quarks  $H_T^{t, had}$ . Data distributions are compared with predictions, using POWHEG+PYTHIA8 as the  $t\bar{t}$  signal model. The hatched area repre-

sents the combined statistical and systematic uncertainties (described in Sect. 9) in the total prediction, excluding systematic uncertainties related to the modelling of the  $t\bar{t}$  events. Underflow and overflow events, if any, are included in the first and last bins. The lower panel shows the ratio of the data to the total prediction

ments, and the off-diagonal elements describe the fraction of particle-level events that migrate into other bins. Therefore, the elements of each row add up to unity as shown, for example, in Fig. 13d. The binning is chosen such that the fraction of events in the diagonal bins is always greater than 50%. The unfolding is performed using four iterations to balance the dependence on the prediction used to derive the corrections<sup>3</sup> and the statistical uncertainty. The effect of varying the number of iterations by one is negligible. Finally, the efficiency correction  $1/\varepsilon$  corrects for events that satisfy the particle-level selection but are not reconstructed at the detector level. The efficiency is defined as the ratio

$$\varepsilon = \frac{N_{particle \wedge detector}}{N_{particle}},$$

where  $N_{particle}$  is the total number of particle-level events. In the resolved topology, to account for the matching requirement, the numerator is replaced with  $N_{particle \wedge detector \wedge match}$ . The inclusion of the matching requirement, in conjunction with the requirement on 2  $b$ -tagged jets, identified with 70% efficiency, reflects in an overall efficiency below 25% in the resolved topology. This is lower than in the boosted topology, where the efficiency ranges between 35% and 50% thanks to

the request of only one  $b$ -tagged jet and the absence of the matching correction.

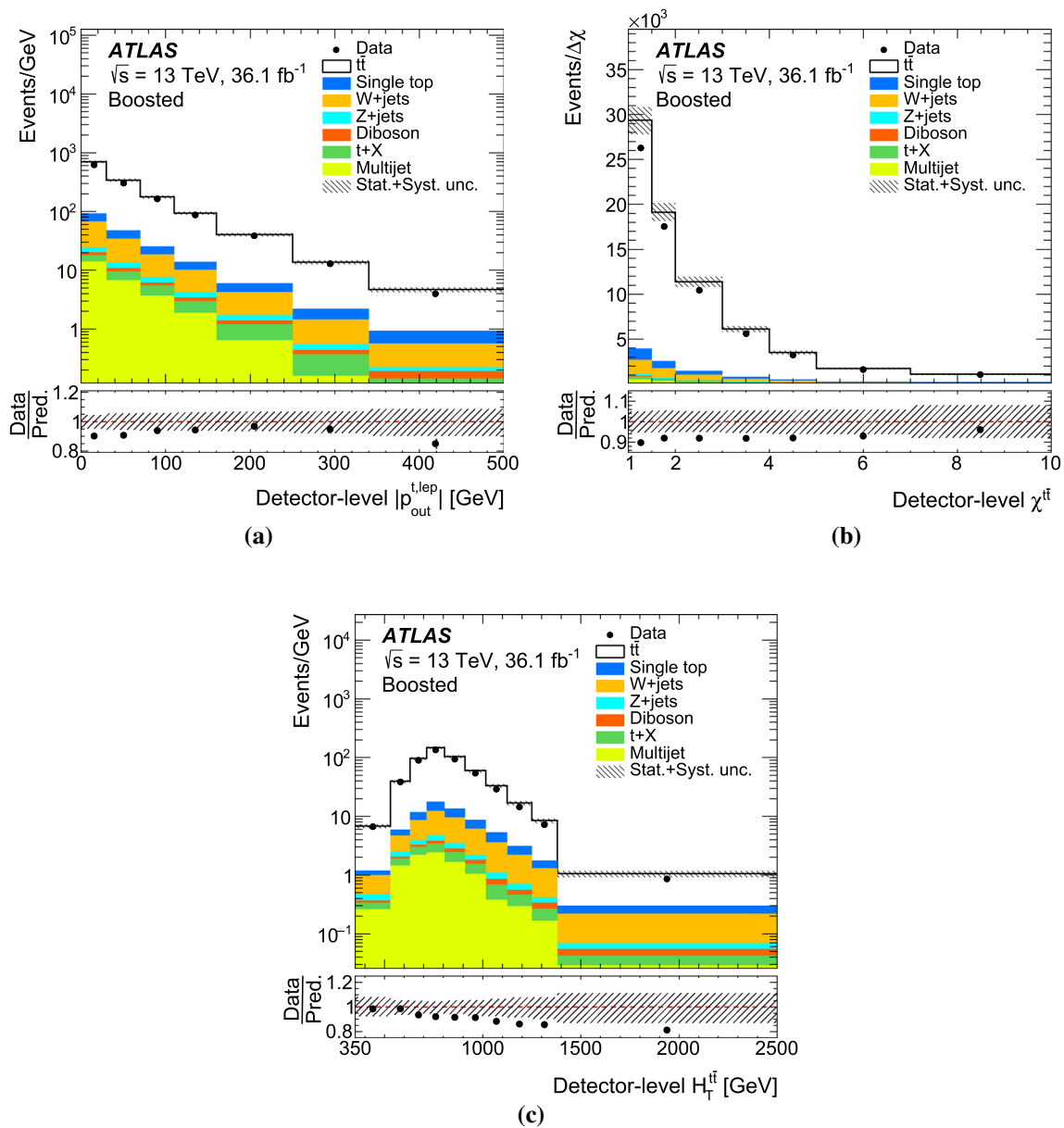
All corrections ( $f_{acc}$ ,  $f_{match}$  and  $\varepsilon$ ) and the migration matrices are evaluated with simulated events for all the distributions to be measured. As an example, Figs. 13 and 14 show the corrections and migration matrices for the case of the  $p_T$  of the hadronically decaying top quark, in the resolved and boosted topologies, respectively. This variable is particularly representative since the kinematics of the decay products of the top quark change substantially in the observed range. In the resolved topology, the decrease in the efficiency at high values is primarily due to the increasingly large fraction of non-isolated leptons and to the partially or totally overlapping jets in events with high top-quark  $p_T$ . An additional contribution is caused by the event veto removing the events passing the boosted selection from the resolved topology, as described in Sect. 4.4. This loss of efficiency is recovered by the measurement performed in the boosted topology.

The unfolded distribution for an observable  $X$  at particle level is given by:

$$N_i^{unf} \equiv \frac{1}{\varepsilon^i} \cdot \sum_j \mathcal{M}_{ij}^{-1} \cdot f_{match}^j \cdot f_{acc}^j \cdot (N_{detector}^j - N_{bkg}^j),$$

where the index  $j$  iterates over bins of  $X$  at detector level, while the  $i$  index labels bins at particle level. The Bayesian unfolding is symbolised by  $\mathcal{M}_{ij}^{-1}$ . No matching correction is applied in the boosted case ( $f_{match} = 1$ ).

<sup>3</sup> At every iteration the result of the previous iteration is taken as prior. This allows information derived from the data to be introduced into the prior and hence reduce the dependence on the prediction.



**Fig. 12** Distributions of observables in the  $\ell$ +jets channel in the boosted topology at detector-level: **a** absolute value of the out-of-plane momentum  $|p_{out}^{t,lep}|$ , **b** production angle  $\chi^{t\bar{t}}$  and **c** scalar sum of the transverse momenta of the hadronic and leptonic top quarks  $H_T^{t\bar{t}}$ . Data distributions are compared with predictions, using POWHEG+PYTHIA8 as the  $t\bar{t}$  signal model. The hatched area represents the combined sta-

tistical and systematic uncertainties (described in Sect. 9) in the total prediction, excluding systematic uncertainties related to the modelling of the  $t\bar{t}$  events. Underflow and overflow events, if any, are included in the first and last bins. The lower panel shows the ratio of the data to the total prediction

### 8.2 Parton level in the full phase-space

The measurements are extrapolated to the full phase-space of the parton-level  $t\bar{t}$  system using a procedure similar to the one described in Sect. 8.1. At detector level, the only difference is in the definition of the reconstructed objects for the measurement in the resolved topology, where the event

reconstruction uses the kinematic fit method instead of the pseudo-top method.

To define  $\ell$ +jets final states at the parton level, the contribution of  $t\bar{t}$  pairs decaying dileptonically (in all combinations of electrons, muons and  $\tau$ -leptons) is removed by applying a bin-wise correction factor  $f_{dilep}$  (dilepton correction) defined

**Table 5** The single- and double-differential spectra, measured in the resolved topology at particle level

1D observables	2D combinations
$m^{t\bar{t}}$	In bins of: $ y^{t\bar{t}} $ and $N^{\text{extrajets}}$
$p_T^{t\bar{t}}$	In bins of: $m^{t\bar{t}},  y^{t\bar{t}} $ and $N^{\text{extrajets}}$
$ y^{t\bar{t}} $	In bins of: $N^{\text{extrajets}}$
$p_T^{t,\text{had}}$	In bins of: $m^{t\bar{t}}, p_T^{t\bar{t}},  y^{t,\text{had}} $ and $N^{\text{extrajets}}$
$ y^{t,\text{had}} $	In bins of: $N^{\text{extrajets}}$
$p_T^{t,1}$	
$p_T^{t,2}$	
$\chi^{t\bar{t}}$	In bins of: $N^{\text{extrajets}}$
$ y_{\text{boost}}^{t\bar{t}} $	
$ \Delta\phi(t, \bar{t}) $	In bins of: $N^{\text{extrajets}}$
$H_T^{t\bar{t}}$	In bins of: $N^{\text{extrajets}}$
$ p_{\text{out}}^{t,\text{had}} $	In bins of: $N^{\text{extrajets}}$
$N^{\text{extrajets}}$	

**Table 6** The single-differential and double-differential spectra, measured in the resolved topology at parton level

1D observables	2D combinations
$m^{t\bar{t}}$	In bins of: $ y^{t\bar{t}} $
$p_T^{t\bar{t}}$	In bins of: $m^{t\bar{t}}$ and $ y^{t\bar{t}} $
$ y^{t\bar{t}} $	
$p_T^{t,\text{had}}$	In bins of: $m^{t\bar{t}}, p_T^{t\bar{t}}$ and $ y^{t,\text{had}} $
$ y^{t,\text{had}} $	
$\chi^{t\bar{t}}$	
$ y_{\text{boost}}^{t\bar{t}} $	
$H_T^{t\bar{t}}$	

**Table 7** The single- and double-differential spectra, measured in the boosted topology at particle level

1D observables	2D combinations
$m^{t\bar{t}}$	In bins of: $H_T^{t\bar{t}},  y^{t\bar{t}} , p_T^{t\bar{t}}$ and $N^{\text{extrajets}}$
$p_T^{t\bar{t}}$	In bins of: $N^{\text{extrajets}}$
$ y^{t\bar{t}} $	
$p_T^{t,\text{had}}$	In bins of: $m^{t\bar{t}}, p_T^{t\bar{t}},  y^{t,\text{had}} ,  y^{t\bar{t}} $ and $N^{\text{extrajets}}$
$ y^{t,\text{had}} $	
$p_T^{t,1}$	
$p_T^{t,2}$	
$\chi^{t\bar{t}}$	
$H_T^{t\bar{t}}$	
$ p_{\text{out}}^{t,\text{lep}} $	
$N^{\text{extrajets}}$	
$N^{\text{subjects}}$	

**Table 8** The single-differential and double-differential spectra, measured in the boosted topology at parton level

1D observables	2D combinations
$m^{t\bar{t}}$	In bins of: $p_T^{t,\text{had}}$
$p_T^{t,\text{had}}$	

as

$$f_{\text{dilep}} = \frac{N_{\text{detector} \wedge \ell + \text{jets}}}{N_{\text{detector}}},$$

which represents the fraction of the detector-level  $t\bar{t}$  single-lepton events ( $N_{\text{detector} \wedge \ell + \text{jets}}$ ) in the total detector-level  $t\bar{t}$  sample ( $N_{\text{detector}}$ ), where the lepton can be either an electron, muon or  $\tau$ -lepton. The cross-section measurements correspond to the top quarks before decay (parton level) and after QCD radiation. Observables related to top quarks are extrapolated to the full phase-space starting from top quarks decaying hadronically at the detector level.

The acceptance correction  $f_{\text{acc}}$  corrects for detector-level events that are generated at parton level outside the range of the given variable, and is defined by a formula similar to the particle-level acceptance described in Sect. 8.1. The migration matrix ( $\mathcal{M}$ ) is derived from simulated  $t\bar{t}$  events decaying in the single-lepton channel and the efficiency correction  $1/\varepsilon$  corrects for events that did not satisfy the detector-level selection where

$$\varepsilon = \frac{N_{\text{detector} \wedge \ell + \text{jets}}}{N_{\ell + \text{jets}}},$$

$N_{\text{detector} \wedge \ell + \text{jets}}$  is the number of parton-level events in the  $\ell + \text{jets}$  channel passing the detector-level selection and  $N_{\ell + \text{jets}}$  is the total number of events at parton level, as defined in Sect. 4.3.

All corrections and the migration matrices for the parton-level measurement are evaluated with simulated events. As an example, Figs. 15 and 16 show the corrections and migration matrices for the case of the  $p_T$  of the top quark, in the resolved and boosted topologies, respectively.

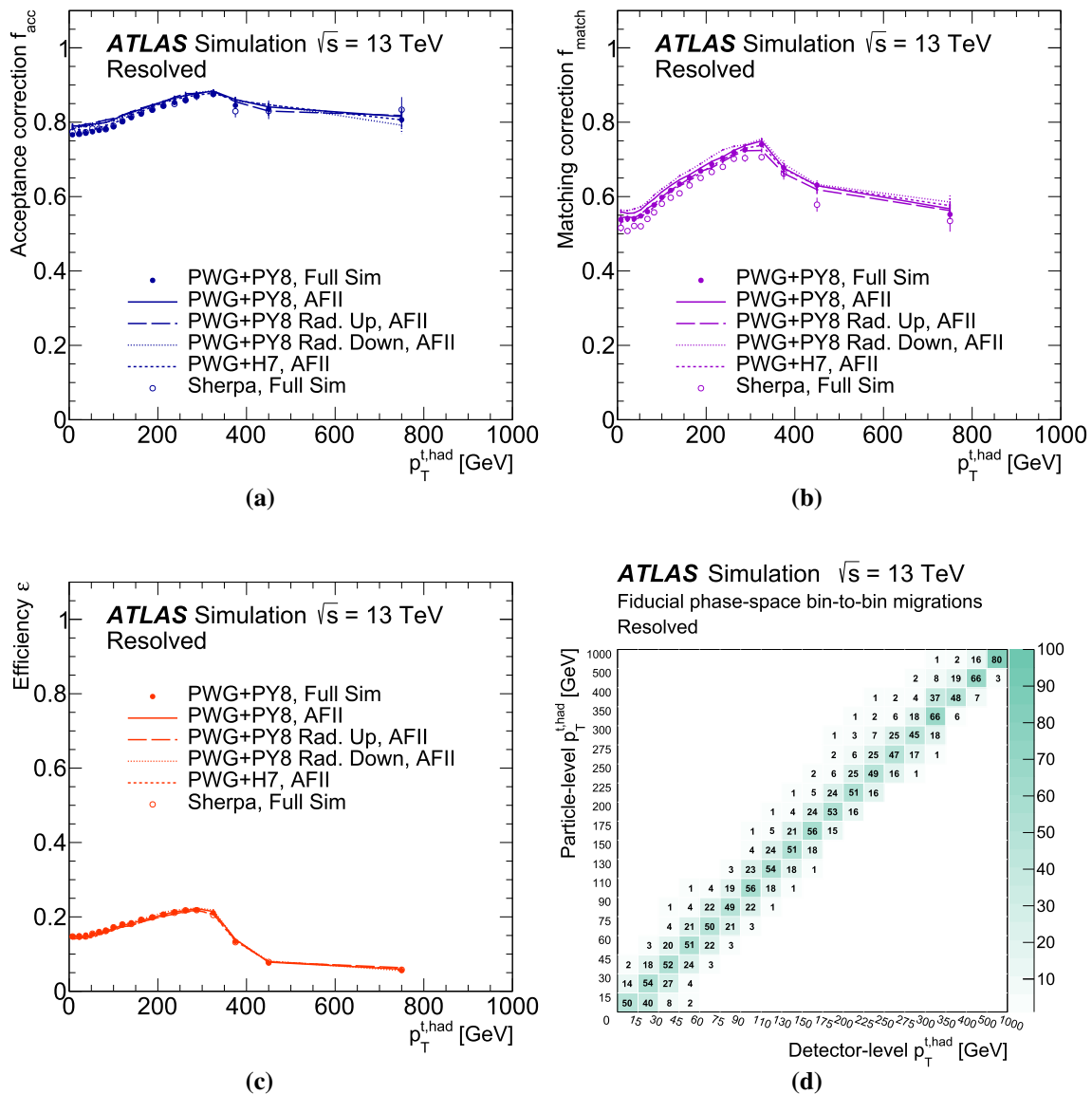
The unfolding procedure is summarised by the expression

$$N_i^{\text{unf}} \equiv \frac{1}{\mathcal{B}} \cdot \frac{1}{\varepsilon^i} \cdot \sum_j \mathcal{M}_{ij}^{-1} \cdot f_{\text{dilep}}^j \cdot f_{\text{acc}}^j \cdot (N_{\text{detector}}^j - N_{\text{bkg}}^j),$$

where the index  $j$  iterates over bins of the observable at the detector level, while the  $i$  index labels the bins at the parton level,  $\mathcal{B} = 0.438$  is the  $\ell + \text{jets}$  branching ratio [113] and  $\mathcal{M}_{ij}^{-1}$  represents the Bayesian unfolding.

### 8.3 Unfolding validation

The statistical stability of the unfolding procedure has been tested with closure tests. With these tests it is checked that the



**Fig. 13** The **a** acceptance  $f_{acc}$ , **b** matching  $f_{match}$  and **c** efficiency  $\epsilon$  corrections (evaluated with the Monte Carlo samples used to assess the signal modelling uncertainties, as described in Sect. 9.2), and **d** the

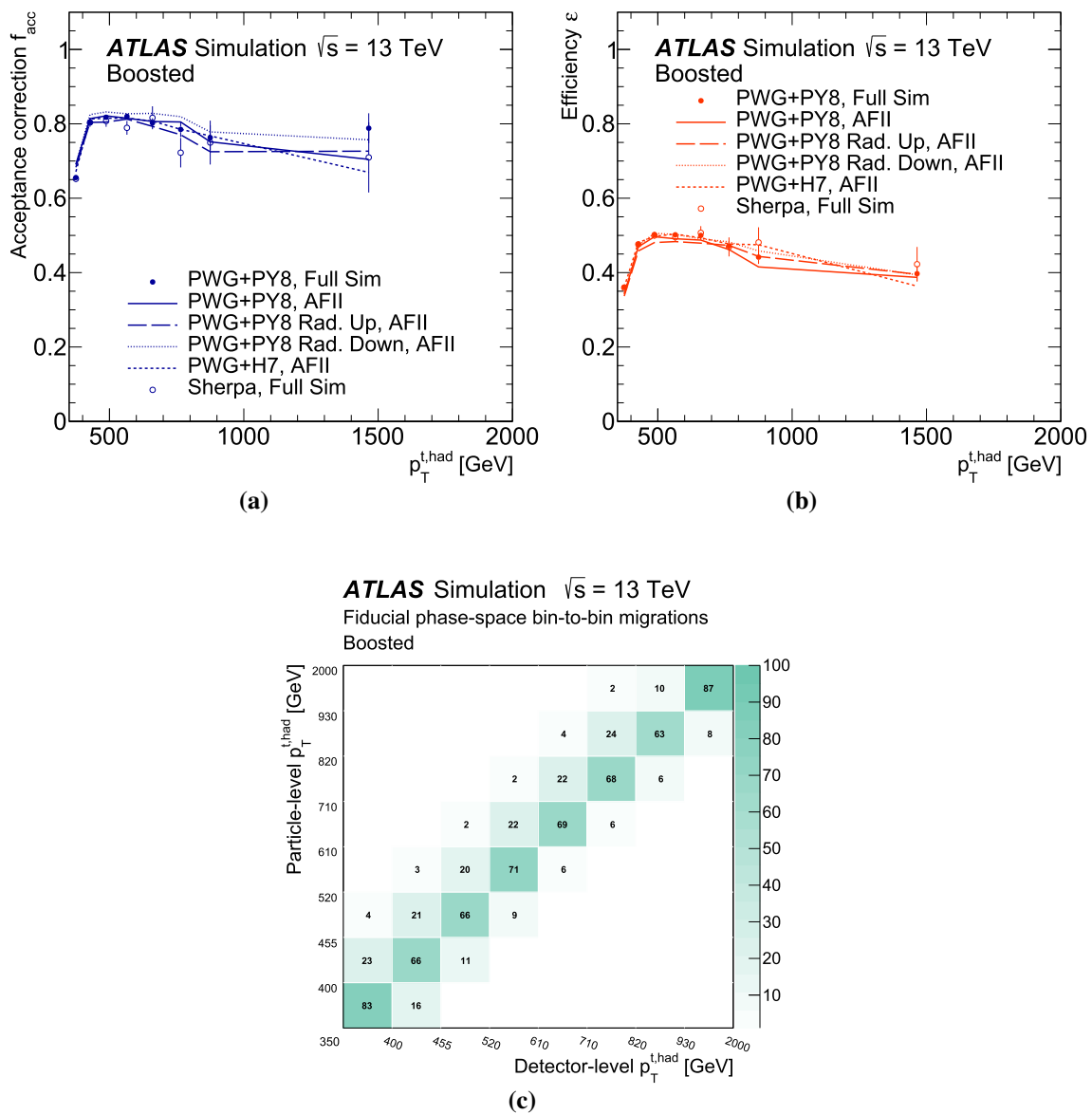
migration matrix (evaluated with the nominal POWHEG+PYTHIA8 simulation sample) for the hadronic top-quark transverse momentum in the resolved topology at particle level

unfolding procedure is able to correctly recover a statistically independent sample generated with the same modelling used in the production of the unfolding corrections. These tests, performed on all the measured differential cross-sections, confirm that good statistical stability is achieved for all the spectra.

To ensure that the results are not biased by the MC generator used for the unfolding procedure, a study is performed in which the particle-level and parton-level spectra in the POWHEG+PYTHIA8 simulation are altered by changing the shape of the distributions using continuous functions of the particle-level and parton-level  $p_T^t$  and of the actual data/MC

ratio observed at detector level. These tests are performed on all the measured distributions using the final binning and employing the entire MC statistics available, and are referred to as stress tests. An additional stress test is performed on the distributions depending on  $m^{t\bar{t}}$ , where the spectra are modified to simulate the presence of a new resonance. Examples of stress tests performed by changing the distribution of the  $p_T$  of the hadronic top employing a linear function of the particle-level  $p_T^{t, had}$  are presented, for both the resolved and boosted topologies, in Fig. 17. The studies confirm that these altered shapes are preserved within statistical uncertainties by the unfolding procedure based on the nominal corrections.





**Fig. 14** The **a** acceptance  $f_{acc}$  and **b** efficiency  $\epsilon$  corrections (evaluated with the Monte Carlo samples used to assess the signal modelling uncertainties, as described in Sect. 9.2), and **c** the migration matrix

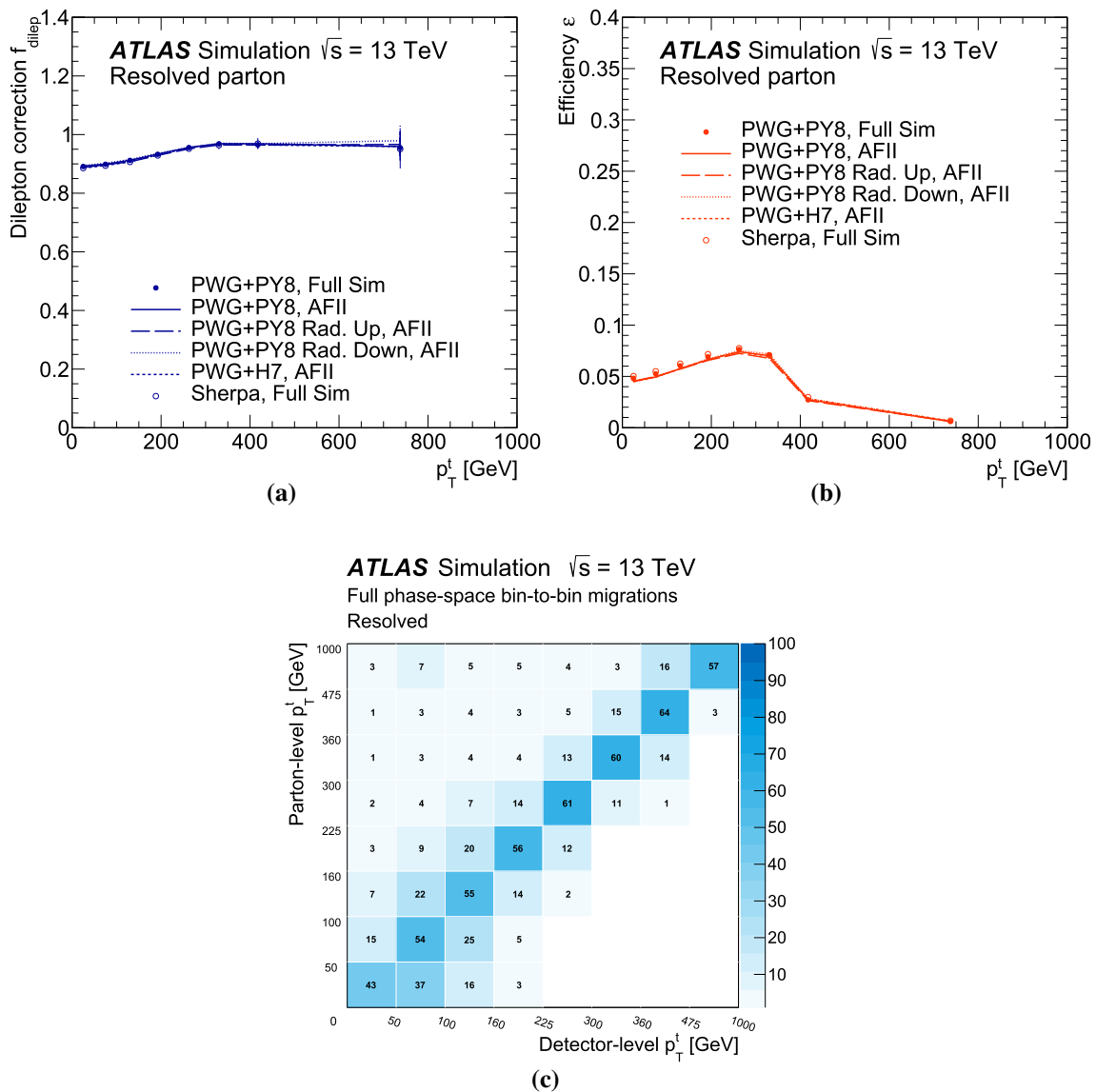
(evaluated with the nominal POWHEG+PYTHIA8 simulation sample) for the hadronic top-quark transverse momentum in the boosted topology at particle level

### 9 Systematic uncertainties

This section describes the estimation of systematic uncertainties related to object reconstruction and calibration, MC generator modelling and background estimation. As a result of the studies described in Sect. 8.3 no systematic uncertainty has been associated to the unfolding procedure.

To evaluate the impact of each uncertainty after the unfolding, the reconstructed signal and background distributions in simulation are varied and unfolded using corrections from the nominal POWHEG+PYTHIA8 signal sample. The unfolded distribution is compared with the corresponding particle- and

parton-level spectrum and the relative difference is assigned as the uncertainty in the measured distribution. All detector- and background-related systematic uncertainties are evaluated using the same generator, while alternative generators and generator set-ups are employed to assess modelling systematic uncertainties. In these cases, the corrections, derived from the nominal generator, are used to unfold the detector-level spectra of the alternative generator and the comparison between the unfolded distribution and the alternative particle- or parton-level spectrum is used to assess the corresponding uncertainty.



**Fig. 15** The **a** dilepton  $f_{\text{dilep}}$  and **b** efficiency  $\epsilon$  corrections (evaluated with the Monte Carlo samples used to assess the signal modelling uncertainties, as described in Sect. 9.2), and **c** the migration matrix

(evaluated with the nominal POWHEG+PYTHIA8 simulation sample) for the hadronic top-quark transverse momentum in the resolved topology at parton level, for events selected with the kinematic likelihood cut

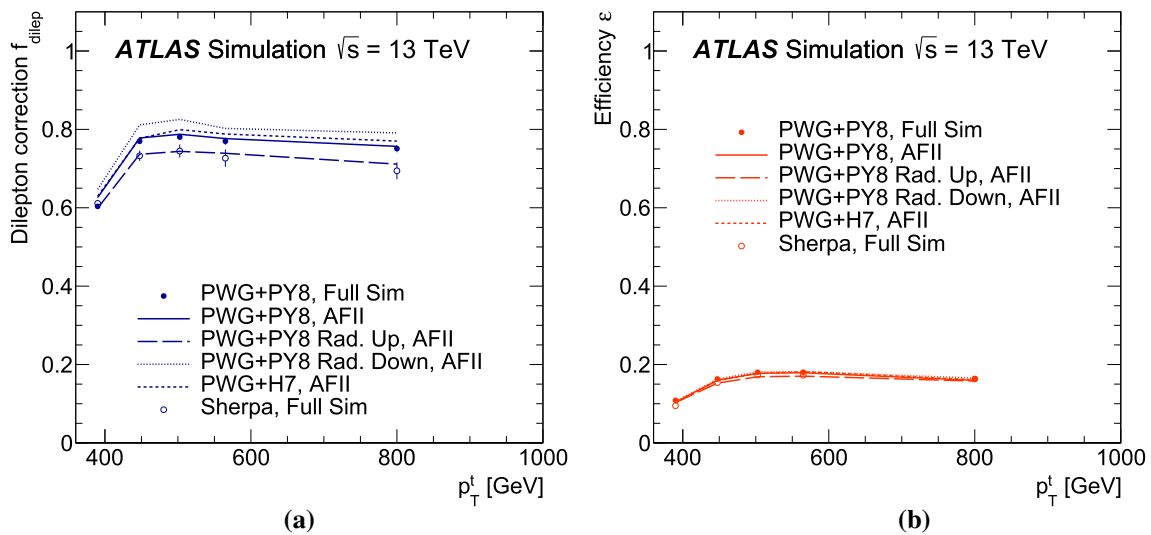
The covariance matrices of the statistical and systematic uncertainties are obtained for each observable by evaluating the covariance between the kinematic bins using pseudo-experiments, as explained in Sect. 10.

### 9.1 Object reconstruction and calibration

The small- $R$  jet energy scale (JES) uncertainty is derived using a combination of simulations, test-beam data and *in situ* measurements [93,114]. Additional contributions from jet flavour composition,  $\eta$ -intercalibration, punch-through, single-particle response, calorimeter response to different jet flavours and pile-up are taken into account, resulting

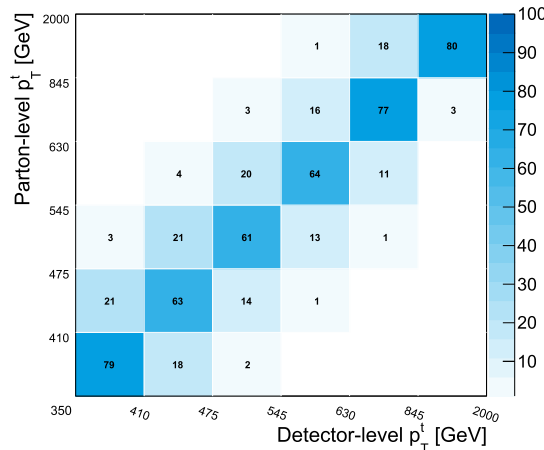
in 29 independent subcomponents of systematic uncertainty, including the uncertainties in the jet energy resolution obtained with an *in situ* measurement of the jet response in dijet events [115]. This uncertainty is found to be in the range of 5%–10%, depending on the variable, increasing to 20% in regions with high jet multiplicity.

The efficiency to tag jets containing  $b$ -hadrons is corrected in simulated events by applying  $b$ -tagging scale factors, extracted from a  $t\bar{t}$  dilepton sample, to account for the residual difference between data and simulation. Scale factors are also applied for jets originating from light quarks that are misidentified as  $b$ -jets. The associated flavour-tagging systematic uncertainties, split into eigenvector components,



**ATLAS Simulation  $\sqrt{s} = 13$  TeV**

Full phase-space bin-to-bin migrations  
Boosted



(c)

**Fig. 16** The **a** dilepton  $f_{dilep}$  and **b** efficiency  $\epsilon$  corrections (evaluated with the Monte Carlo samples used to assess the signal modelling uncertainties, as described in Sect. 9.2), and **c** the migration matrix

(evaluated with the nominal POWHEG+PYTHIA8 simulation sample) for the hadronic top-quark transverse momentum in the boosted topology at parton level

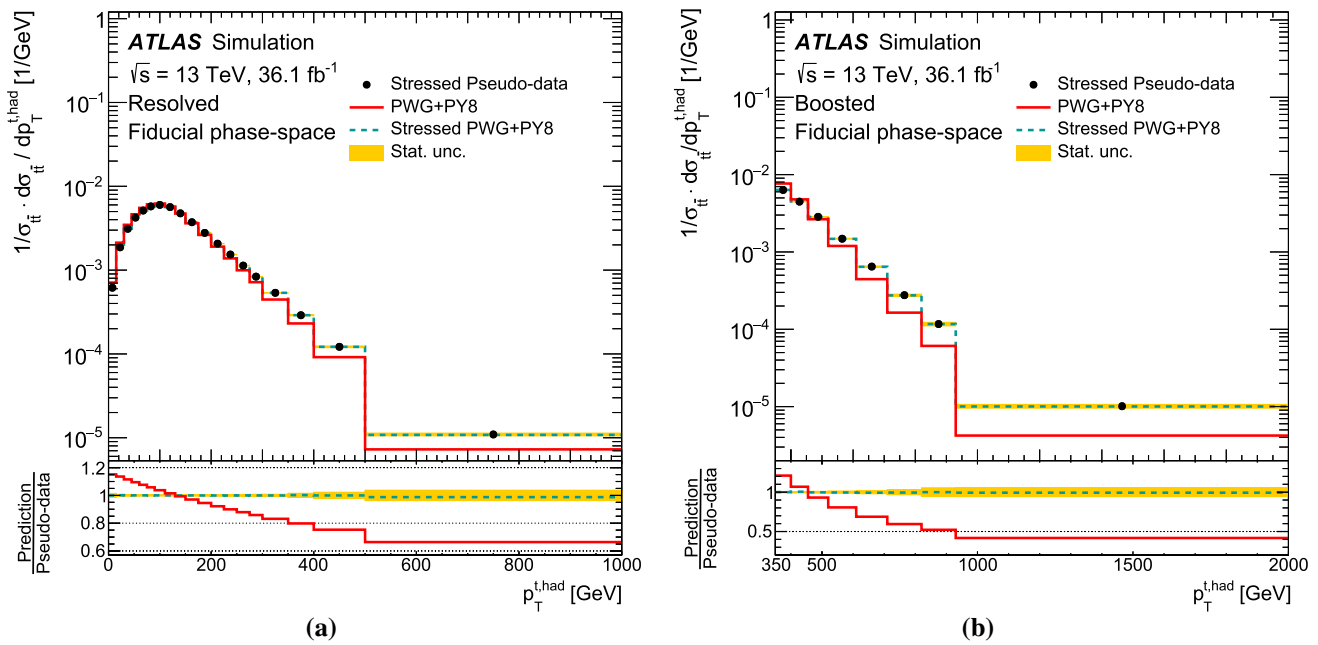
are computed by varying the scale factors within their uncertainties [94, 116]. The uncertainties due to the  $b$ -tagging efficiencies are constant for most of the measured distributions, amounting to 10% and 2% for the absolute differential cross-sections in the resolved and boosted topologies, respectively, and become negligible in most of the normalised differential cross-sections.

The lepton reconstruction efficiency in simulated events is corrected by scale factors derived from measurements of these efficiencies in data using a control region enriched in  $Z \rightarrow e^+e^-$  and  $Z \rightarrow \mu^+\mu^-$  events. The lepton trigger and reconstruction efficiency scale factors, energy scale

and energy resolution are varied within their uncertainties [85, 87, 117] derived using the same sample.

The uncertainty associated with  $E_T^{miss}$  is calculated by propagating the energy scale and resolution systematic uncertainties to all jets and leptons in the  $E_T^{miss}$  calculation. Additional  $E_T^{miss}$  uncertainties arising from energy deposits not associated with any reconstructed objects are also included [102, 103].

The systematic uncertainties due to the lepton and  $E_T^{miss}$  reconstruction are generally subdominant (around 2%–3%) in both the resolved and boosted topologies.



**Fig. 17** Stress tests for the particle-level normalised differential cross-sections as a function of the  $p_T$  of the hadronically decaying top in **a** the resolved and **b** the boosted topologies. The pseudo-data are obtained by reweighting the detector-level distributions obtained with POWHEG+PYTHIA8 generator using a linear function of the particle-level  $p_T^{t, \text{had}}$  and unfolded using the nominal corrections. The pseudo-

data are compared to the nominal prediction and the prediction obtained by reweighting the particle-level distribution. The bands represent the uncertainty due to the Monte Carlo statistics. Pseudo-data points are placed at the centre of each bin. The lower panel shows the ratios of the predictions to pseudo-data

### 9.2 Signal modelling

Uncertainties in the signal modelling affect the kinematic properties of simulated  $t\bar{t}$  events as well as detector- and particle-level efficiencies.

To assess the uncertainty related to the choice of MC generator for the  $t\bar{t}$  signal process, events simulated with SHERPA 2.2.1 are unfolded using the migration matrix and correction factors derived from the nominal POWHEG+PYTHIA8 sample. SHERPA 2.2.1 includes its own parton-shower and hadronisation model, which are consequently included in the variation and considered in the systematic uncertainty. This variation is indicated as ‘generator’ uncertainty. The symmetrised full difference between the unfolded distribution and the generated particle- and parton-level distribution of the SHERPA sample is assigned as the relative uncertainty in the distributions. This uncertainty is found to be in the range of 5%–10%, depending on the variable, increasing to 20% at very low  $m^{t\bar{t}}$  at particle level, and at high  $p_T$  at parton level, in both the boosted and resolved topologies.

To assess the impact of different parton-shower and hadronisation models, unfolded results using events simulated with POWHEG+PYTHIA8 are compared with events simulated with POWHEG+HERWIG7, with the same procedure as described above to evaluate the uncertainty related to the  $t\bar{t}$  generator.

This variation is indicated as ‘hadronisation’ uncertainty. The resulting systematic uncertainties, taken as the symmetrised full difference, are found to be typically at the level of 2%–5% in the resolved and boosted topologies, increasing to 20% at high top and  $t\bar{t}$  transverse momentum.

To evaluate the uncertainty related to the modelling of additional radiations (Rad.), two  $t\bar{t}$  MC samples with modified  $h_{\text{damp}}$ , scales and showering tune are used. The MC samples used for the evaluation of this uncertainty were generated using the POWHEG-BOX generator interfaced to the PYTHIA shower model, where the parameters are varied as described in Sect. 3. This uncertainty is found to be in the range of 5%–10% for the absolute spectra in both the resolved and the boosted topology, increasing to 20% at high  $p_T$  at parton level.

The estimation of the uncertainty due to different parton-shower models and additional radiation modelling is performed using samples obtained with the ‘fast’ simulation, introduced in Sect. 3. In most of the distributions the fast simulation gives the same result as the full simulation, and consequently the corrections obtained with the two samples are consistent as shown in Fig. 16a, comparing the two versions of POWHEG+PYTHIA8. However, in some distributions a difference between fast and full simulation is observed, as shown in Fig. 13a in the low  $p_T$  range. To completely disen-

tangle this effect from the modelling uncertainties estimate, the AFII version of POWHEG+PYTHIA8 is used to calculate the unfolding corrections when the alternative samples, used to evaluate the systematic uncertainty, are produced with the fast simulation.

The impact of the uncertainty related to the PDF is assessed using the nominal signal sample generated with POWHEG-BOX interfaced to PYTHIA8. Acceptance, matching, efficiency and dilepton corrections and migration matrices for the unfolding procedure are obtained by reweighting the  $t\bar{t}$  sample using the 30 eigenvectors of the PDF4LHC15 PDF set [118]. Using these corrections, the detector-level POWHEG+PYTHIA8 distribution, obtained with the central eigenvector of the PDF4LHC15 set, is unfolded and the relative deviation from the expected particle- or parton-level spectrum obtained with the same PDF set is computed. The total uncertainty is then obtained by adding these relative differences in quadrature. This procedure, obtained applying the recommendation given in Ref. [118] to unfolded measurements, differs from the approach used for the other modelling uncertainties, where nominal corrections are used to unfold detector-level distributions obtained with alternative generators. In addition, a further source of uncertainty derived from the choice of the PDF set is considered. This is estimated in a similar way to the other component but comparing the central distribution of PDF4LHC15 and NNPDF3.0NLO sets. The two components are added in quadrature. The total PDF-induced uncertainty is found to be less than 1% in most of the bins of the measured cross-sections.

### 9.3 Background modelling

Systematic uncertainties affecting the backgrounds are evaluated by varying the background distribution, while keeping the signal unchanged, in the input to the unfolding procedure. The shift between the resulting unfolded distribution and the nominal one is used to estimate the size of the uncertainty.

For the single-top-quark background, three kind of uncertainties are considered:

1. Total normalisation uncertainty: the cross-section of the single-top-quark process is varied within its uncertainty for the  $t$ -channel (5%) [71],  $s$ -channel (3.6%) [73] and  $tW$  production (5.3%) [72].
2. Additional radiation uncertainty: single-top-quark ( $tW$  production and  $t$ -channel) MC samples with modified scales and showering tunes are used in a similar way to those for estimating the equivalent systematic uncertainty for the signal sample. The samples are described in Sect. 3.
3. Diagram subtraction versus diagram removal (DR/DS) uncertainty: the uncertainty due to the overlap of  $tW$  pro-

duction of single top quarks and production of  $t\bar{t}$  pairs is evaluated by comparing the single-top-quark samples obtained using the diagram removal and diagram subtraction schemes [77], using the samples described in Sect. 3.

In the final measurement, the sum of these components, dominated by the DR/DS uncertainty, gives a small contribution in the low  $p_T$  region, while it reaches 9% and 12% in the high  $p_T$  region of the resolved and boosted topologies, respectively.

For the  $W$ +jets process, two different uncertainty components are constructed from two  $\alpha_S$  variations of  $\pm 0.002$  around the nominal value of 0.118 and from an envelope formed from 7-point scale variations of the renormalisation and factorisation scales, following the prescriptions described in Ref. [81]. The uncertainty due to the PDF variations is found to be subdominant and consequently not included. An additional uncertainty in the fraction of the heavy-flavour components is considered. This uncertainty is evaluated by applying a 50% shift to the cross-section of the samples in which the  $W$  boson is produced in association with at least one  $b$ -quark and also rescaling the other samples to keep the total  $W$ +jets cross-section constant. This uncertainty is considered sufficient to cover a possible mismodelling of the heavy-flavour composition since no disagreements among predictions and data are observed. The  $W$ +jets uncertainty on the final result ranges from 2 to 4% in the resolved topology, depending on the variable and phase-space, and between 2 and 12% in the boosted topology.

The uncertainty due to the background from non-prompt and fake leptons is evaluated by changing the parameterisation of the real- and fake-lepton efficiencies used in the matrix method calculation. In addition, an extra 50% uncertainty is assigned to this background to account for the remaining mismodelling observed in various control regions. The combination of all these components also affects the shape of this background and the overall impact of these systematic uncertainties on the measurement is at the 2% level in both topologies, increasing to almost 4% in the low  $p_T$  region in the resolved topology.

In the case of the  $Z$ +jets processes, a global uncertainty, binned in jet multiplicity and based on  $\alpha_S$ , PDF and scale variations calculated in Ref. [81], is applied to the MC prediction of the  $Z$ +jets background components.

For diboson backgrounds, a 40% uncertainty is applied, including the uncertainty in the cross-section and a contribution due to the presence of at least two additional jets. For the  $t\bar{t}V$  background, an overall uncertainty of 14% is applied, covering the uncertainties related to the scale,  $\alpha_S$  and PDF for the  $t\bar{t} + W$  and  $Z$  components.

The overall impact of these additional background uncertainties on the final result is less than 1%, and the largest contribution comes from the  $Z$ +jets background.

#### 9.4 Statistical uncertainty of the Monte Carlo samples

To account for the finite number of simulated events, test distributions based on total predictions are varied in each bin according to their statistical uncertainty, excluding the data-driven fake-lepton background. The effect on the measured differential cross-sections is at most 1% in the resolved and boosted topologies, peaking at 6% in the highest top-quark  $p_T$  bins in the boosted topology.

#### 9.5 Integrated luminosity

The uncertainty in the combined 2015–2016 integrated luminosity is 2.1% [119], obtained using the LUCID-2 detector [120] for the primary luminosity measurements. This uncertainty is not dominant for the absolute differential cross-section results and it mostly cancels out for the normalised differential cross-section results.

#### 9.6 Systematic uncertainties summary

Figures 18, 19, 20 and 21 present the uncertainties in the particle- and parton-level normalised differential cross-sections as a function of some of the different observables in the resolved and boosted topologies, respectively.

The dominant systematic uncertainties in many measured normalised differential cross-sections in the resolved topology are those related to the jet energy scale and resolution, especially for differential cross-sections sensitive to the jet multiplicity. While negligible in the normalised spectra, the uncertainties related to the flavour tagging become dominant when measuring inclusive and absolute differential cross-sections. Other significant uncertainties, dominant in the boosted topology, include those from the signal modelling with, depending on the observable, either the generator, hadronisation or the additional radiation component being the most dominant.

For most distributions in the resolved topology and in large parts of the phase-space, the measurements have a precision of the order of 10%–15%, while for the boosted topology the precision obtained varies from 7 to about 30% at particle level, increasing to 40% at parton level.

## 10 Results

In this section, comparisons between the measured single- and double-differential cross-sections and several SM predictions are presented for the observables discussed in Sect. 7. The results are presented for both the resolved and boosted topologies, at particle level in the fiducial phase-spaces and at parton level in the full phase-space.

For the comparisons at the particle level, the predictions are obtained using different MC generators. The POWHEG-BOX generator, denoted ‘PWG’ in the figures, is used with two different parton-shower and hadronisation models, as implemented in PYTHIA8 and HERWIG7, as well as two extra settings for the radiation modelling. In addition the SHERPA 2.2.1 generator is also compared with the data. All the MC samples are detailed in Sect. 3.1.

The measured differential cross-sections at the parton level are compared with NNLO pQCD theoretical predictions [4, 5]. An additional comparison is performed, for a subset of the differential parton-level cross-sections, with existing fixed-order predictions at NNLO pQCD accuracy and including electroweak (EW) corrections [121].

To quantify the level of agreement between the measured cross-sections and the different theoretical predictions,  $\chi^2$  values are calculated, using the total covariance matrices evaluated for the measured cross-sections, according to the following relation

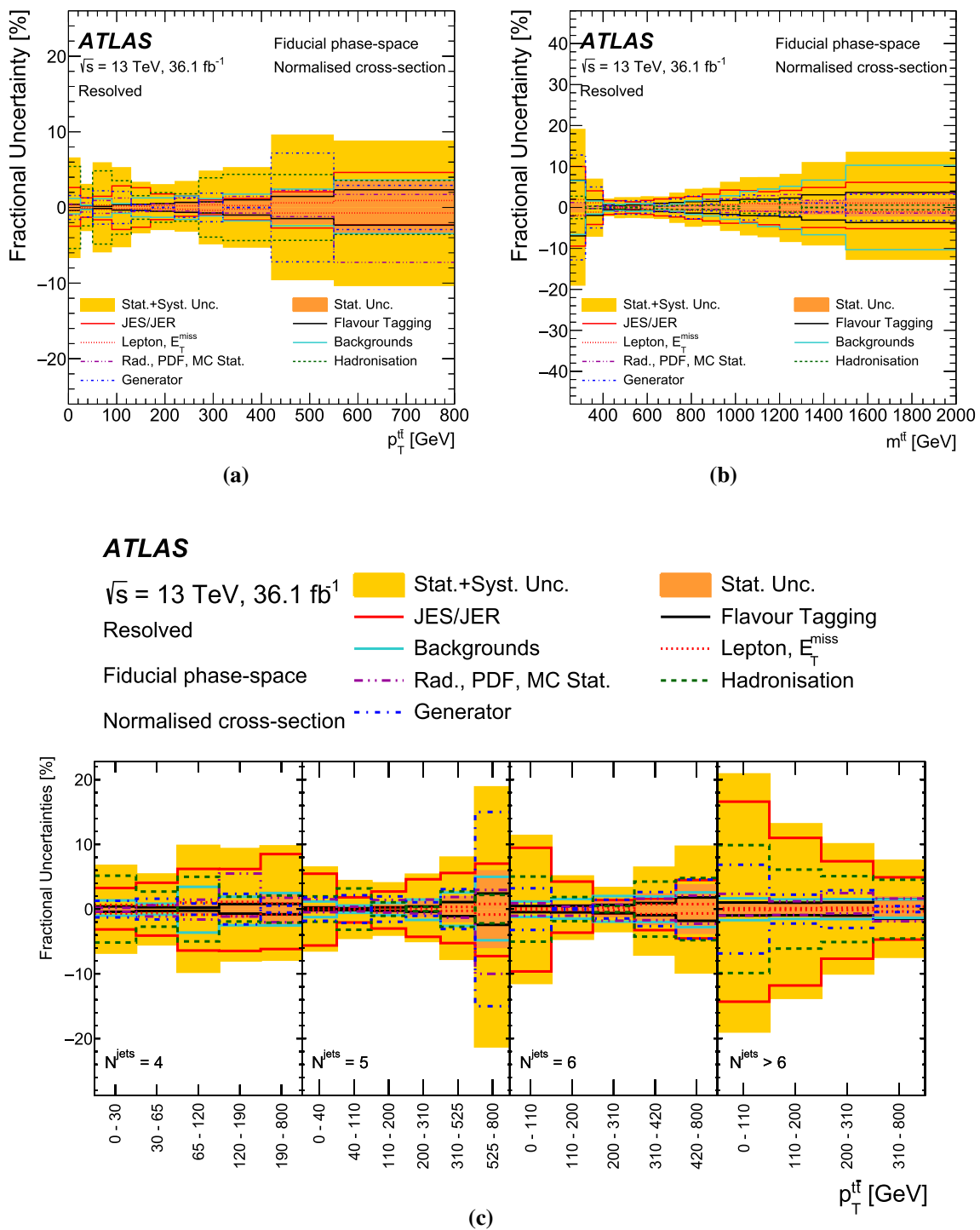
$$\chi^2 = V_{N_b}^T \cdot \text{Cov}_{N_b}^{-1} \cdot V_{N_b},$$

where  $N_b$  is the number of bins of the spectrum under consideration,  $V_{N_b}$  is the vector of differences between the measured and predicted cross-sections and  $\text{Cov}_{N_b}$  represents the covariance matrix. This includes both the statistical and systematic uncertainties and is evaluated by performing 10 000 pseudo-experiments, following the procedure described in Ref. [14]. No uncertainties in the theoretical predictions are included in the  $\chi^2$  calculation. The  $p$ -values are then evaluated from the  $\chi^2$  and the number of degrees of freedom (NDF).

For normalised cross-sections,  $V_{N_b}$  must be replaced with  $V_{N_b-1}$ , which is the vector of differences between data and prediction obtained by discarding one of the  $N_b$  elements and, consequently,  $\text{Cov}_{N_b-1}$  is the  $(N_b - 1) \times (N_b - 1)$  sub-matrix derived from the full covariance matrix discarding the corresponding row and column. The sub-matrix obtained in this way is invertible and allows the  $\chi^2$  to be computed. The  $\chi^2$  value does not depend on the choice of the element discarded for the vector  $V_{N_b-1}$  and the corresponding sub-matrix  $\text{Cov}_{N_b-1}$ .

The determination of statistical correlations within each spectrum and among different spectra are evaluated using the Bootstrap Method [122]. The method is based on the extraction of 1000 Bootstrap samples (pseudo-experiments) obtained by reweighting the measured data sample on an event-by-event basis with a Poisson distribution.

To allow comparisons to be made between the shapes of the measured cross-sections and the predictions, all the results included in this section are presented as normalised cross-sections: the measurement of the normalised cross-

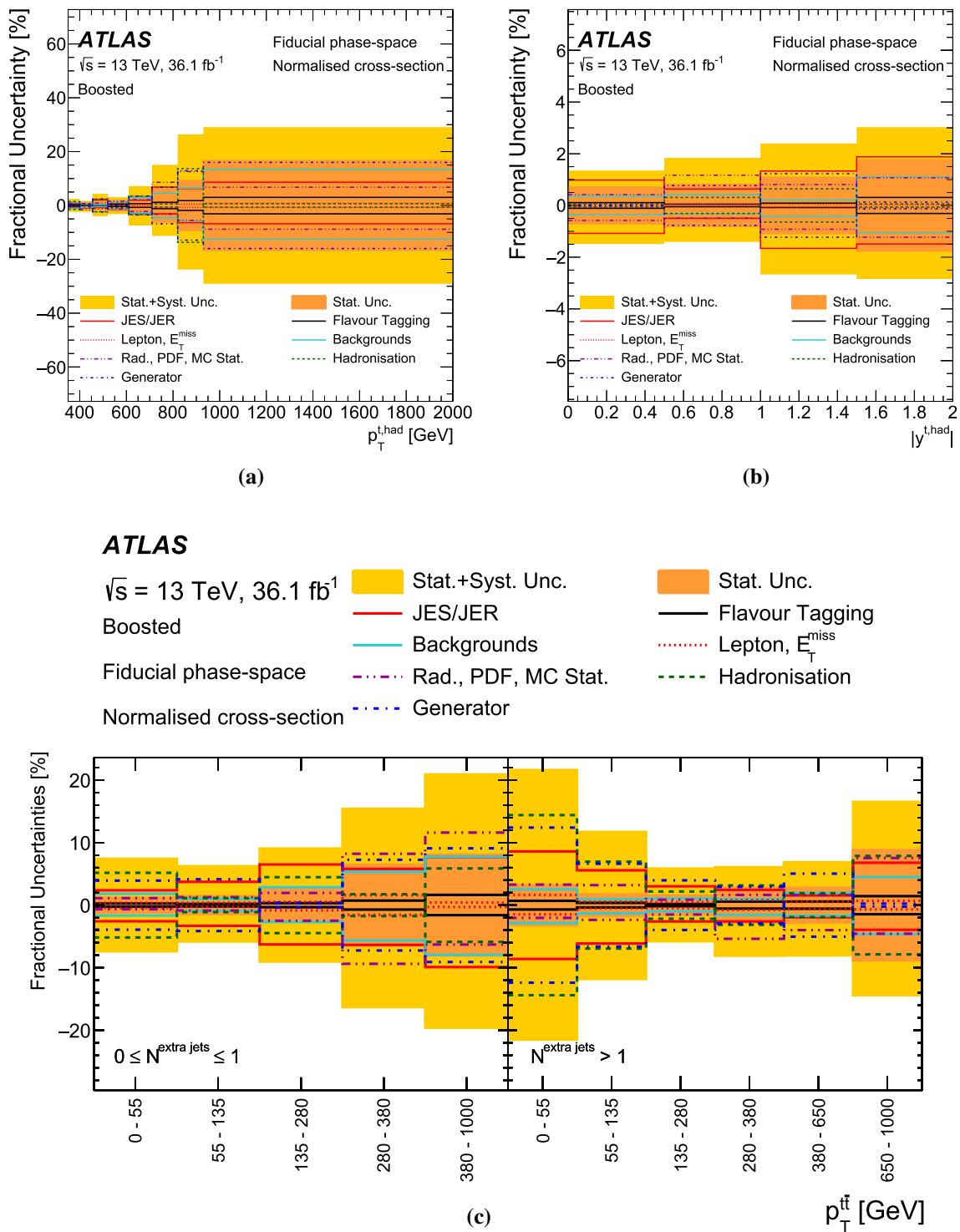


**Fig. 18** Uncertainties in the particle-level normalised differential cross-sections as a function of **a** the transverse momentum, **b** the mass of the  $t\bar{t}$  system, and **c** the transverse momentum of the  $t\bar{t}$  system as

a function of the jet multiplicity in the resolved topology. The bands represent the statistical and total uncertainty in the data

sections significantly reduces the contribution of uncertainties common to all bins of the distributions, highlighting shape differences relative to the absolute case. Examples to

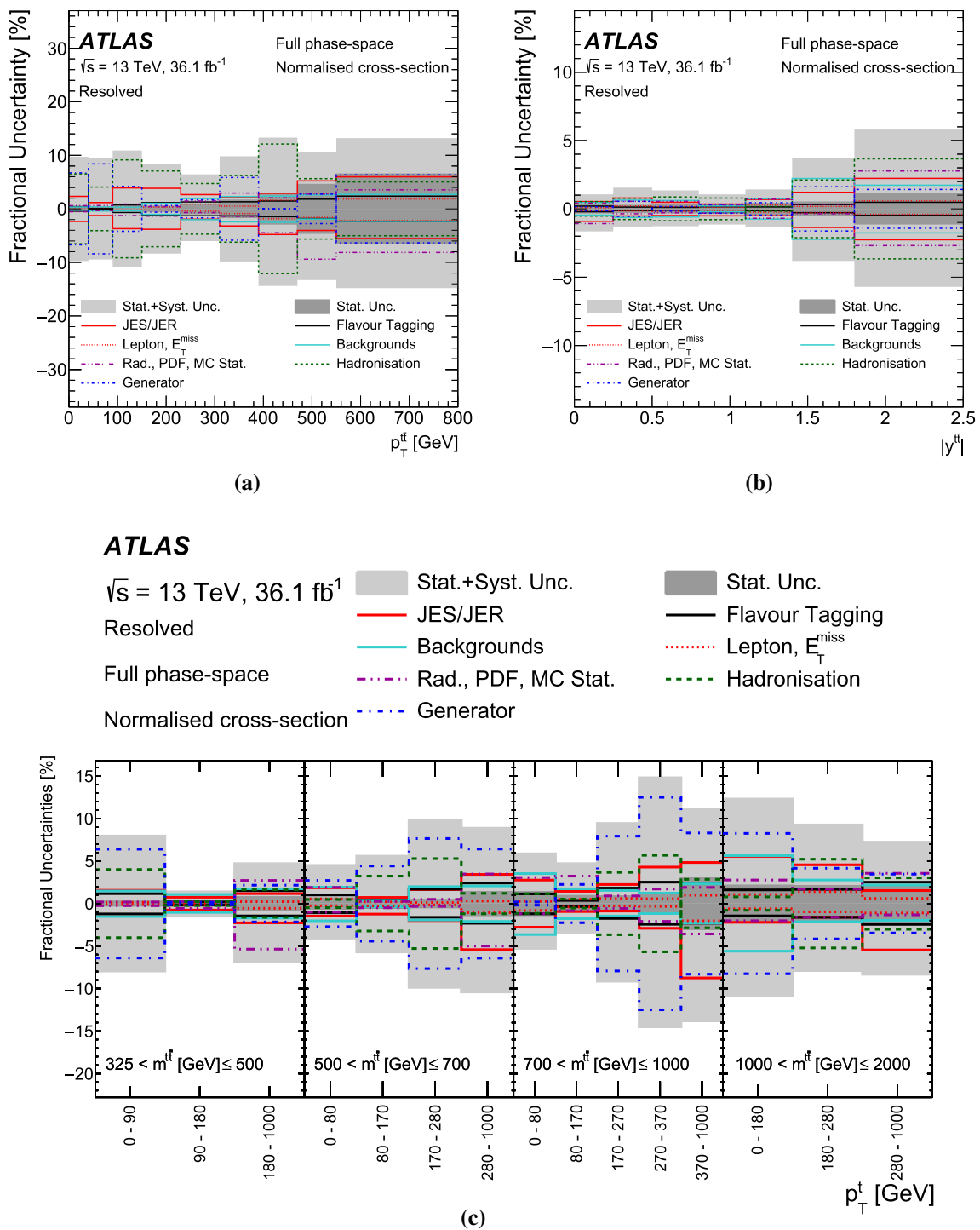
illustrate this features are presented in Sect. 10.1, while the results of  $\chi^2$  and  $p$ -value calculations are always reported for both the normalised and absolute cross-sections.



**Fig. 19** Uncertainties in the particle-level normalised differential cross-sections as a function of **a** the transverse momentum, **b** the rapidity of the hadronically decaying top quark and **c** the  $p_T$  of the  $t\bar{t}$  system

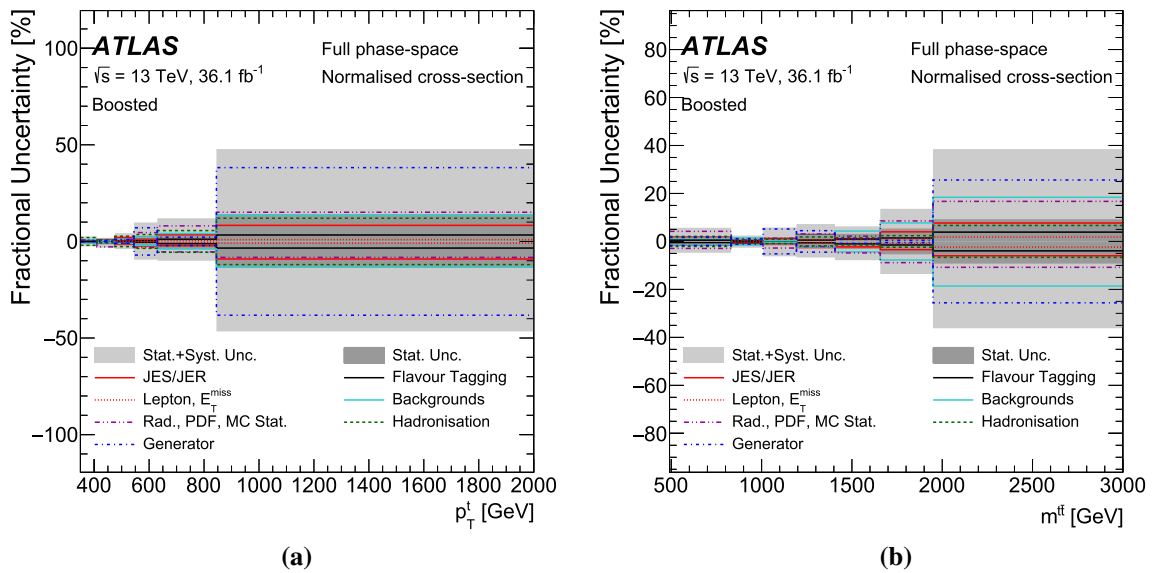
as a function of the number of additional jets in the boosted topology. The bands represent the statistical and total uncertainty in the data





**Fig. 20** Uncertainties in the parton-level normalised differential cross-sections as a function of **a** the  $t\bar{t}$  system transverse momentum **b** the absolute value of the rapidity and **c** the transverse momentum of the top

quark as a function of the mass of the  $t\bar{t}$  system in the resolved topology. The bands represent the statistical and total uncertainty in the data



**ATLAS**

$\sqrt{s} = 13 \text{ TeV}, 36.1 \text{ fb}^{-1}$

Boosted

Full phase-space

Normalised cross-section

Stat.+Syst. Unc.

JES/JER

Backgrounds

Rad., PDF, MC Stat.

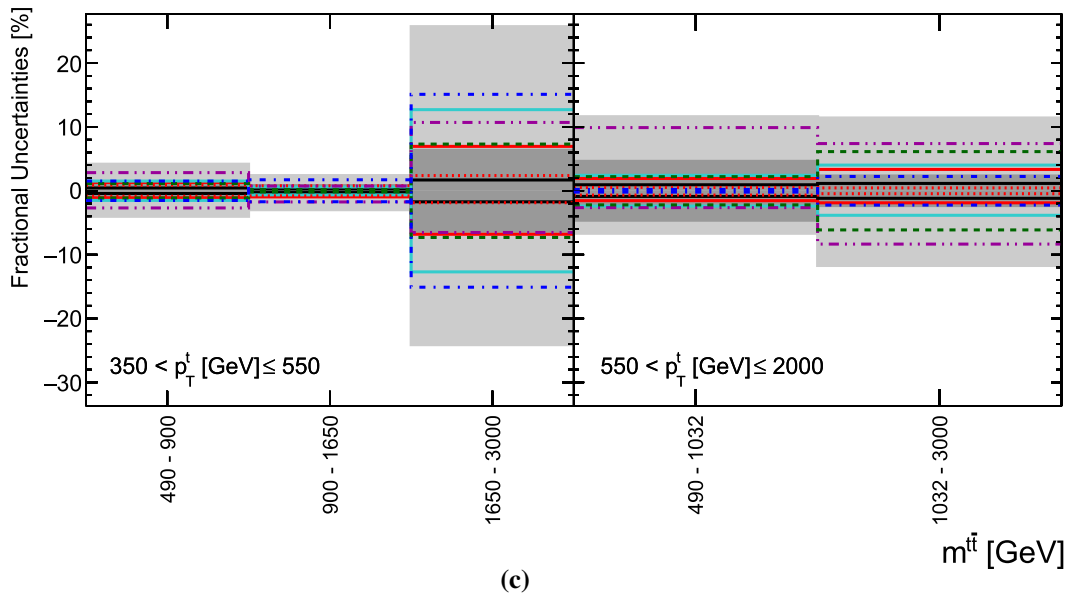
Generator

Stat. Unc.

Flavour Tagging

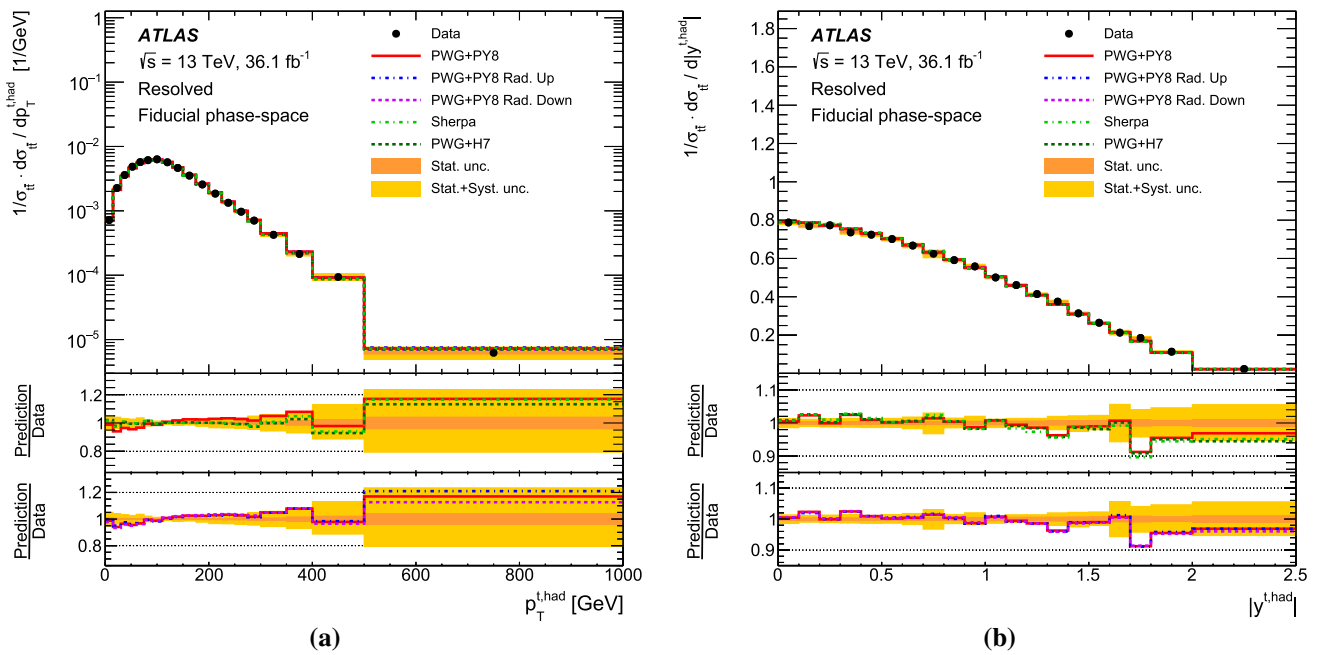
Lepton,  $E_T^{\text{miss}}$

Hadronisation

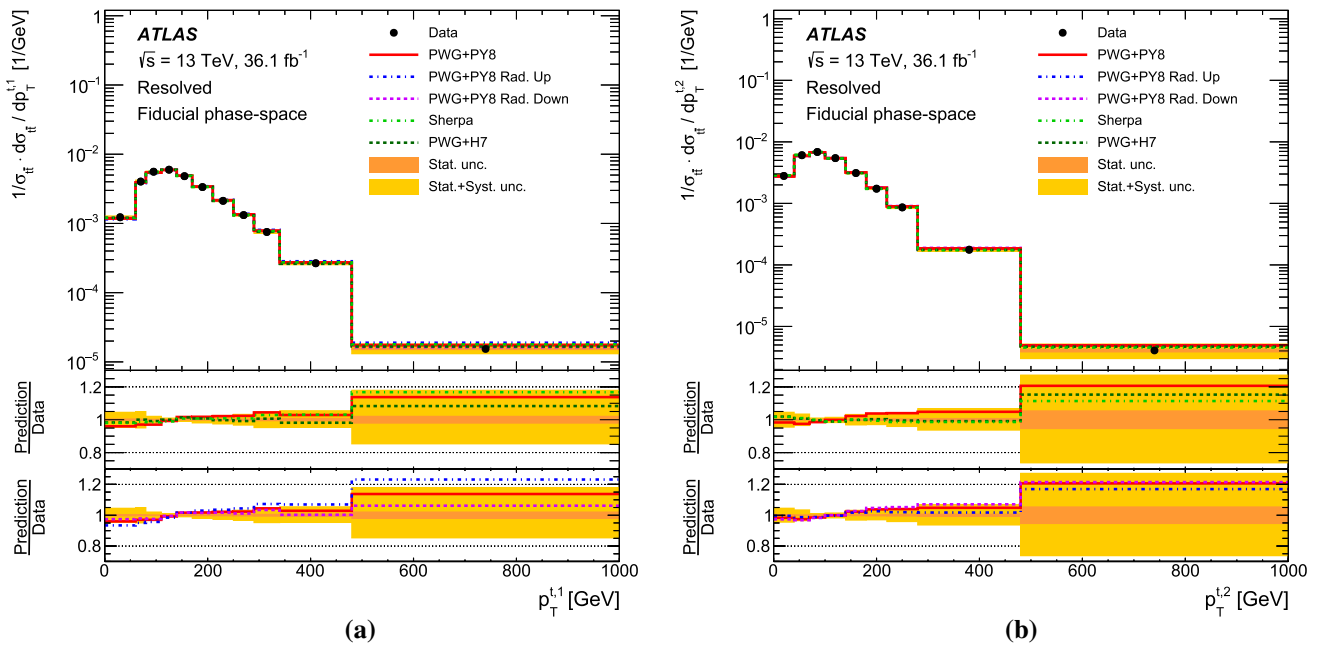


**Fig. 21** Uncertainties in the parton-level normalised differential cross-sections as a function of **a** the transverse momentum of the top quark, **b** the mass of the  $t\bar{t}$  system and **c** the mass of the  $t\bar{t}$  system as a function

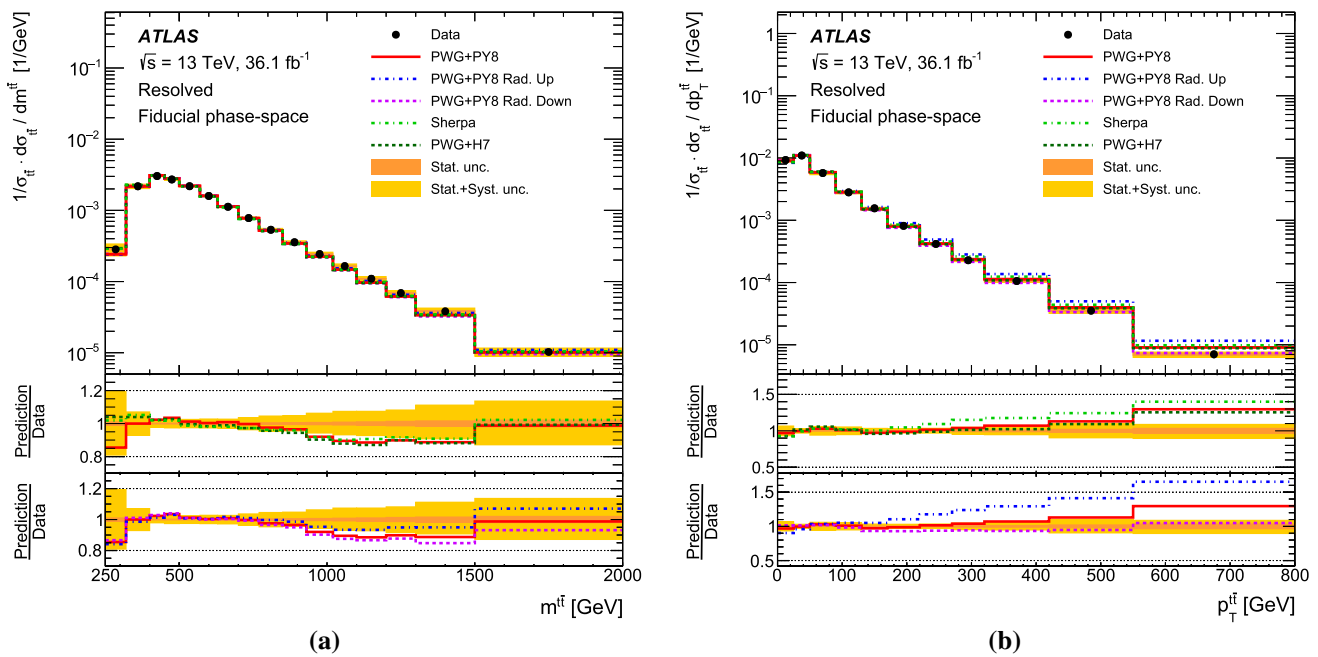
of the  $p_T$  of the top quark in the boosted topology. The bands represent the statistical and total uncertainty in the data



**Fig. 22** Particle-level normalised differential cross-sections as a function of **a** the transverse momentum and **b** the absolute value of the rapidity of the hadronically decaying top quark in the resolved topology, compared with different Monte Carlo predictions. The bands represent the statistical and total uncertainty in the data. Data points are placed at the centre of each bin. The lower panel shows the ratios of the simulations to data



**Fig. 23** Particle-level normalised differential cross-sections as a function of the transverse momentum of **a** the leading and **b** the subleading top quark in the resolved topology, compared with different Monte Carlo predictions. The bands represent the statistical and total uncertainty in the data. Data points are placed at the centre of each bin. The lower panel shows the ratios of the simulations to data



**Fig. 24** Particle-level normalised differential cross-sections as a function of **a** the mass and **b** the transverse momentum of the  $t\bar{t}$  system in the resolved topology, compared with different Monte Carlo predic-

tions. The bands represent the statistical and total uncertainty in the data. Data points are placed at the centre of each bin. The lower panel shows the ratios of the simulations to data

### 10.1 Results at particle level in the fiducial phase-spaces

#### 10.1.1 Resolved topology

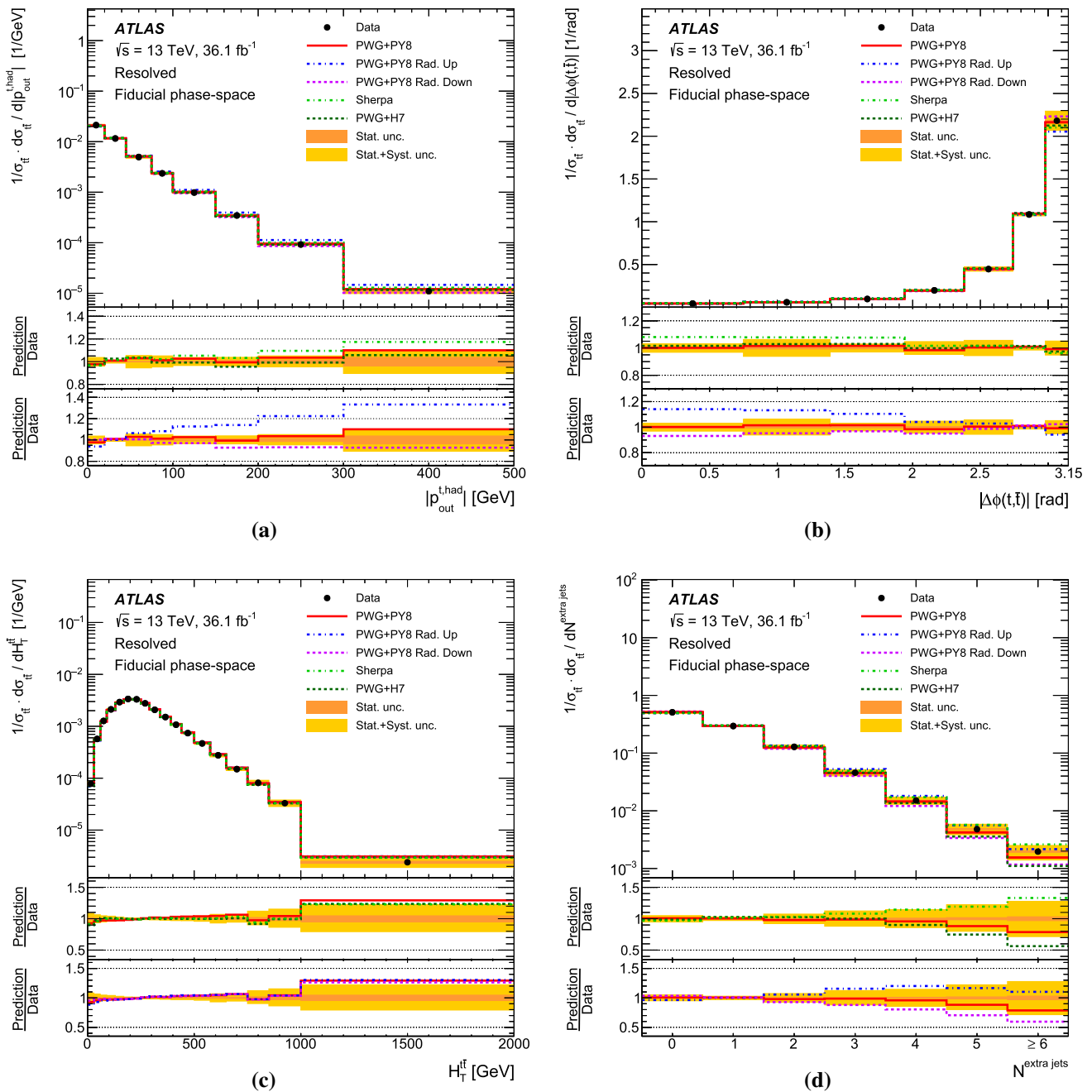
The normalised single-differential cross-sections are measured as a function of the transverse momentum and absolute value of the rapidity of the hadronically decaying top quark, as well as of the mass and transverse momentum of the  $t\bar{t}$  system and of the additional variables  $|p_{out}^{t, had}|$ ,  $|\Delta\phi(t, \bar{t})|$ ,  $H_T^{t\bar{t}}$  and jet multiplicity. Moreover, the differential cross-section as a function of the  $p_T$  of the top quark is measured separately for the leading and subleading top quark. The results are shown in Figs. 22, 23, 24 and 25. The quantitative comparisons among the particle-level results and predictions, obtained with a  $\chi^2$  test statistic, are shown in Tables 9 and 10, for normalised and absolute single-differential cross-sections, respectively.

The normalised double-differential cross-sections, presented in Figs. 26, 27, 28, 29, 30, 31, 32, 33, 34 and 35, are measured as a function of the  $p_T$  of the hadronically decaying top quark and of the  $t\bar{t}$  system in bins of the mass the  $t\bar{t}$  system, as a function of  $|p_{out}^{t, had}|$  in bins of the  $p_T$  of the hadronically decaying top quark and finally as a function of  $p_T^{t, had}$ ,  $m^{t\bar{t}}$ ,  $p_T^{t\bar{t}}$ ,  $|p_{out}^{t, had}|$ ,  $|\Delta\phi(t, \bar{t})|$  and  $H_T^{t\bar{t}}$  in bins of jet multiplicity. The quantitative comparisons among the particle-level results and predictions, obtained with a  $\chi^2$  test statistic, are shown in Tables 11 and 12, for normalised and

absolute double-differential cross-sections, respectively. An example of an absolute differential cross-section, as a function of  $m^{t\bar{t}}$  in bins of jet multiplicity, is given in Fig. 31. In this case, the total uncertainty is larger than the uncertainty in the corresponding normalised differential cross-section, as shown Fig. 30.

Additionally, the total cross-section is measured in the fiducial phase-space of the resolved topology and is compared with the MC predictions previously described, as shown in Fig. 36. The total cross-section predicted by each NLO MC generator is normalised to the NNLO + NNLL prediction as quoted in Ref. [55] and the corresponding uncertainty only includes the uncertainty affecting the  $k$ -factor used in the normalisation. The differences between the quoted fiducial cross-sections hence result from different acceptance predictions from each model.

All the measured differential cross-sections are compared with the MC predictions. Overall, these MC predictions give a good description of the measured single-differential cross-sections. Poorer agreement is observed in specific regions of the probed phase-space. In Figs. 24b and 25a, showing the differential cross-sections as a function of  $p_T^{t\bar{t}}$  and  $|p_{out}^{t, had}|$ , the predictions overestimate the data in the high  $p_T^{t\bar{t}}$  region, with the exception of POWHEG+PYTHIA8 prediction with the Var3cDown tuning, and several generators overestimate the high  $|p_{out}^{t, had}|$  region. A similar trend is observed in the double-differential cross-sections as a function of the  $p_T$  of



**Fig. 25** Particle-level normalised differential cross-sections as a function of **a**  $|p_{out}^{t, had}|$ , **b**  $|\Delta\phi(t, \bar{t})|$ , **c**  $H_T^{t\bar{t}}$  and **d** additional jet multiplicity in the resolved topology, compared with different Monte Carlo predic-

tions. The bands represent the statistical and total uncertainty in the data. Data points are placed at the centre of each bin. The lower panel shows the ratios of the simulations to data

the  $t\bar{t}$  system in bins of jet multiplicity (Fig. 32), in particular for bins of higher jet multiplicities. The Var3cUp tuning of POWHEG+PYTHIA8, in combination with the increase of the  $h_{damp}$  value to  $3m_t$ , is the prediction that shows the largest disagreement with the data. Overall, the NLO+PS generator that gives the better description of several double-differential distributions is POWHEG+PYTHIA8.

The measured single- and double-differential cross-sections are often able to discriminate between the different features exhibited by the MC predictions and this sensitivity is hence relevant for the tuning of the MC generators and will contribute to improving the description of the  $t\bar{t}$  final state and to reducing the systematic uncertainties related to top-quark modelling. A relevant example is the fiducial single-

**Table 9** Comparison of the measured particle-level normalised single-differential cross-sections in the resolved topology with the predictions from several MC generators. For each prediction a  $\chi^2$  and a  $p$ -value are calculated using the covariance matrix of the measured spectrum. The NDF is equal to the number of bins in the distribution minus one

Observable	PWG+PY8		PWG+PY8 Rad. Up		PWG+PY8 Rad. Down		PWG+H7		SHERPA 2.2.1	
	$\chi^2$ /NDF	$p$ -value	$\chi^2$ /NDF	$p$ -value	$\chi^2$ /NDF	$p$ -value	$\chi^2$ /NDF	$p$ -value	$\chi^2$ /NDF	$p$ -value
$H_T^{t\bar{t}}$	9.5/17	0.92	12.3/17	0.78	12.1/17	0.80	7.6/17	0.97	7.7/17	0.97
$ p_{out}^{t,\text{had}} $	6.3/7	0.51	71.3/7	< 0.01	6.3/7	0.51	12.9/7	0.07	24.6/7	< 0.01
$ y_{\text{boost}}^{t\bar{t}} $	5.9/14	0.97	7.4/14	0.92	5.1/14	0.98	8.4/14	0.87	7.8/14	0.90
$\chi^{t\bar{t}}$	18.1/12	0.11	10.5/12	0.57	36.0/12	< 0.01	14.6/12	0.26	22.7/12	0.03
$ \Delta\phi(t, \bar{t}) $	3.3/6	0.77	45.8/6	< 0.01	8.0/6	0.24	5.7/6	0.46	21.6/6	< 0.01
$p_T^{t,1}$	6.0/10	0.81	10.0/10	0.44	6.8/10	0.74	3.1/10	0.98	3.0/10	0.98
$p_T^{t,2}$	4.2/8	0.84	3.4/8	0.91	5.3/8	0.73	1.9/8	0.98	0.9/8	1.00
$ y^{t,\text{had}} $	9.1/19	0.97	9.6/19	0.96	9.0/19	0.97	10.4/19	0.94	14.6/19	0.74
$p_T^{t,\text{had}}$	11.7/18	0.86	11.1/18	0.89	14.3/18	0.71	6.4/18	0.99	6.8/18	0.99
$ y^{t\bar{t}} $	8.2/15	0.91	11.1/15	0.75	7.4/15	0.95	9.1/15	0.87	10.6/15	0.78
$m^{t\bar{t}}$	16.0/15	0.38	14.8/15	0.46	19.8/15	0.18	14.7/15	0.48	15.3/15	0.43
$p_T^{t\bar{t}}$	19.6/10	0.03	165.0/10	< 0.01	17.5/10	0.07	28.6/10	< 0.01	71.2/10	< 0.01
$N_{\text{extrajets}}$	5.8/6	0.44	14.4/6	0.03	29.2/6	< 0.01	94.0/6	< 0.01	8.8/6	0.19

**Table 10** Comparison of the measured particle-level absolute single-differential cross-sections in the resolved topology with the predictions from several MC generators. For each prediction a  $\chi^2$  and a  $p$ -value are calculated using the covariance matrix of the measured spectrum. The NDF is equal to the number of bins in the distribution

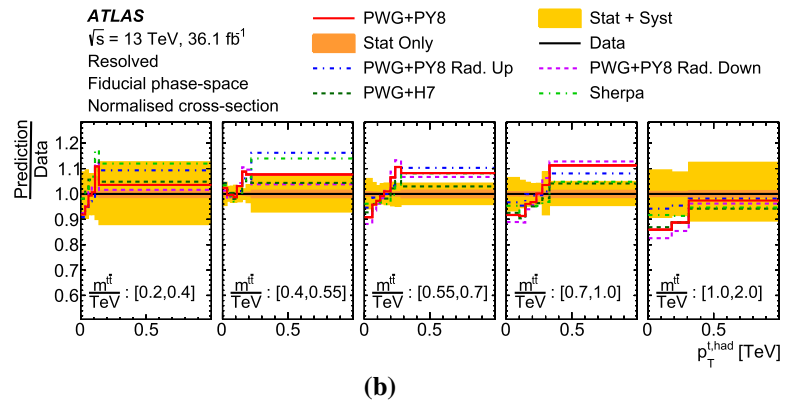
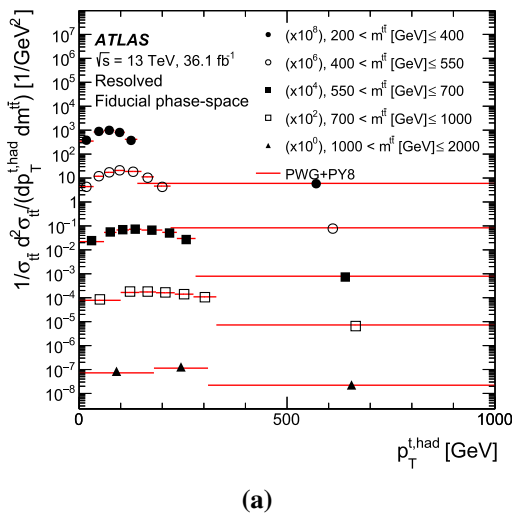
Observable	PWG+PY8		PWG+PY8 Rad. Up		PWG+PY8 Rad. Down		PWG+H7		SHERPA 2.2.1	
	$\chi^2$ /NDF	$p$ -value	$\chi^2$ /NDF	$p$ -value	$\chi^2$ /NDF	$p$ -value	$\chi^2$ /NDF	$p$ -value	$\chi^2$ /NDF	$p$ -value
$H_T^{t\bar{t}}$	11.1/18	0.89	17.7/18	0.48	10.5/18	0.91	11.4/18	0.88	11.9/18	0.85
$ p_{out}^{t,\text{had}} $	9.2/8	0.32	97.3/8	< 0.01	8.3/8	0.41	11.2/8	0.19	27.8/8	< 0.01
$ y_{\text{boost}}^{t\bar{t}} $	7.0/15	0.96	8.7/15	0.89	6.1/15	0.98	9.8/15	0.83	10.2/15	0.81
$\chi^{t\bar{t}}$	20.4/13	0.09	12.3/13	0.51	38.3/13	< 0.01	17.7/13	0.17	22.5/13	0.05
$ \Delta\phi(t, \bar{t}) $	3.0/7	0.89	57.7/7	< 0.01	12.3/7	0.09	4.7/7	0.70	22.1/7	< 0.01
$p_T^{t,1}$	9.2/11	0.60	15.0/11	0.18	8.8/11	0.64	7.8/11	0.73	6.5/11	0.84
$p_T^{t,2}$	5.3/9	0.80	5.2/9	0.81	6.0/9	0.74	2.5/9	0.98	2.1/9	0.99
$ y^{t,\text{had}} $	12.7/20	0.89	13.5/20	0.86	12.5/20	0.90	13.2/20	0.87	19.5/20	0.49
$p_T^{t,\text{had}}$	19.0/19	0.46	23.3/19	0.23	18.0/19	0.52	15.0/19	0.72	14.5/19	0.75
$ y^{t\bar{t}} $	9.2/16	0.90	11.5/16	0.78	8.3/16	0.94	9.8/16	0.88	13.5/16	0.64
$m^{t\bar{t}}$	17.8/16	0.34	16.4/16	0.43	20.2/16	0.21	15.5/16	0.49	17.1/16	0.38
$p_T^{t\bar{t}}$	23.1/11	0.02	196.0/11	< 0.01	16.9/11	0.11	33.4/11	< 0.01	88.0/11	< 0.01
$N_{\text{extrajets}}$	9.5/7	0.22	7.7/7	0.36	28.3/7	< 0.01	104.0/7	< 0.01	11.5/7	0.12

differential cross-section as a function of  $m^{t\bar{t}}$  and  $p_T^{t,\text{had}}$  that is well described by all the NLO MC predictions, as shown in Figs. 22a and 24a and Table 9, while the double-differential cross-section where these two variables are combined shows strong disagreement with several predictions, as shown in Fig. 26. The comparison of the NLO MC predictions with the measured double-differential cross-sections reveals, overall, poorer agreement than in the single-differential case. In particular, it is observed that no generator is able to describe any

double-differential observable that includes  $p_T^{t\bar{t}}$  as a probed variable.

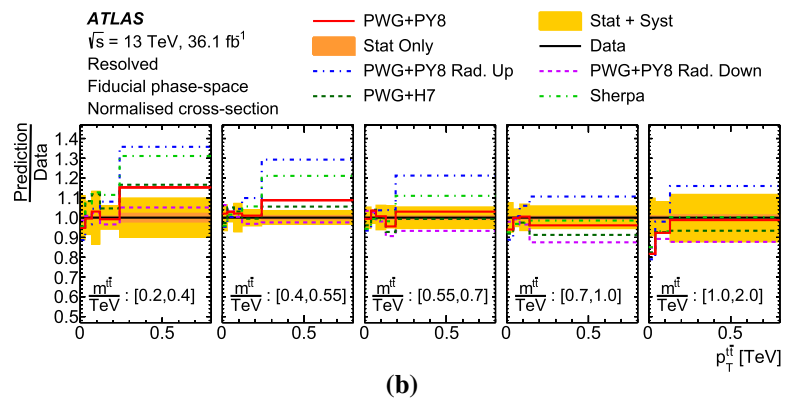
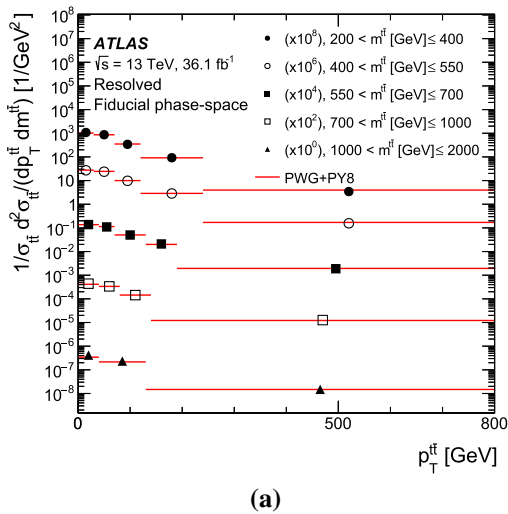
### 10.1.2 Boosted topology

The single-differential cross-sections are measured as a function of the transverse momentum and absolute value of the rapidity of the hadronically decaying top quark as well as of the mass, transverse momentum and rapidity of the  $t\bar{t}$  system



**Fig. 26** **a** Particle-level normalised differential cross-section as a function of  $p_T^{t, \text{had}}$  in bins of  $m^{t\bar{t}}$  in the resolved topology compared with the prediction obtained with the POWHEG+PYTHIA8 MC generator. Data

points are placed at the centre of each bin. **b** The ratio of the measured cross-section to different Monte Carlo predictions. The bands represent the statistical and total uncertainty in the data



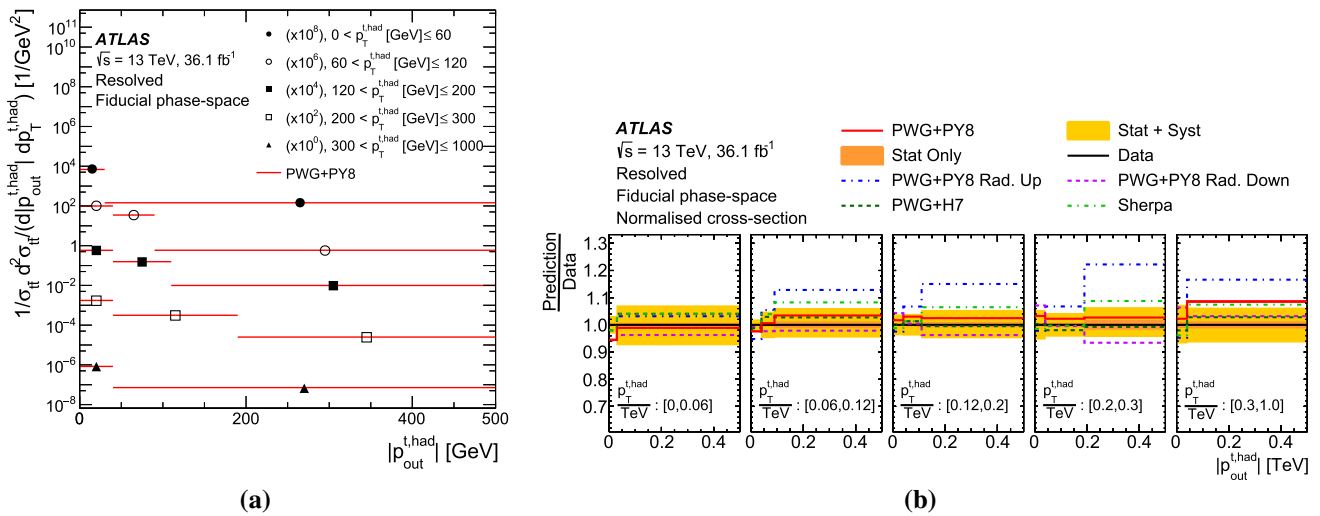
**Fig. 27** **a** Particle-level normalised differential cross-section as a function of  $p_T^{t\bar{t}}$  in bins of  $m^{t\bar{t}}$  in the resolved topology compared with the prediction obtained with the POWHEG+PYTHIA8 MC generator. Data

points are placed at the centre of each bin. **b** The ratio of the measured cross-section to different Monte Carlo predictions. The bands represent the statistical and total uncertainty in the data

and of the additional variables  $|p_{\text{out}}^{t, \text{lep}}|$ ,  $H_T^{t\bar{t}}$ ,  $\chi^{t\bar{t}}$ , additional jet multiplicity and the number of small- $R$  jets reclustered inside the hadronic top. The differential cross-section as a function of the  $p_T$  of the top quark is also measured separately for the leading and subleading top quark. The results are shown in Figs. 37, 38, 39, 40, 41, and 42. The quantitative comparisons among the particle-level results and predictions, obtained with a  $\chi^2$  test statistic, are shown in Tables 13 and 14, for normalised and absolute single-differential cross-sections, respectively. In Fig. 40b an example of an absolute differential cross-section in the boosted topology is given. The total uncertainty in the differential cross-section as a

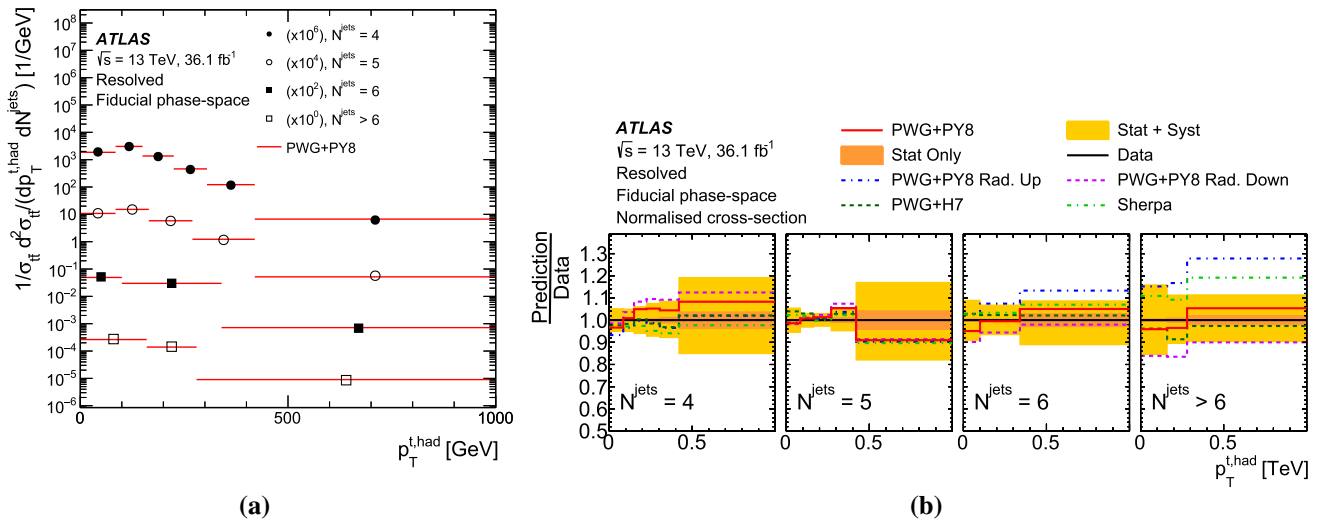
function of  $m^{t\bar{t}}$  is reduced relative to the corresponding normalised cross-section, Fig. 40a.

The double-differential cross-sections, presented in Figs. 43, 44, 45, 46, 47, 48, 49, 50, 51, and 52, are measured as a function of  $p_T^{t, \text{had}}$  in bins of  $p_T^{t\bar{t}}$ ,  $|y^{t\bar{t}}|$ ,  $|y^t|$  and  $m^{t\bar{t}}$  as well as a function of  $m^{t\bar{t}}$  in bins of  $p_T^{t\bar{t}}$ ,  $|y^{t\bar{t}}|$  and  $H_T^{t\bar{t}}$  and finally as a function of  $p_T^{t, \text{had}}$ ,  $p_T^{t\bar{t}}$  and  $m^{t\bar{t}}$  in bins of jet multiplicity. The quantitative comparisons among the particle-level results and predictions, obtained with a  $\chi^2$  test statistic, are shown in Tables 15 and 16, for normalised and absolute double-differential cross-sections, respectively.



**Fig. 28** **a** Particle-level normalised differential cross-section as a function of  $|p_{out}^{t, had}|$  in bins of  $p_T^{t, had}$  in the resolved topology compared with the prediction obtained with the POWHEG+PYTHIA8 MC generator. Data

points are placed at the centre of each bin. **b** The ratio of the measured cross-section to different Monte Carlo predictions. The bands represent the statistical and total uncertainty in the data



**Fig. 29** **a** Particle-level normalised differential cross-section as a function of  $p_T^{t, had}$  in bins of the jet multiplicity in the resolved topology compared with the prediction obtained with the POWHEG+PYTHIA8 MC

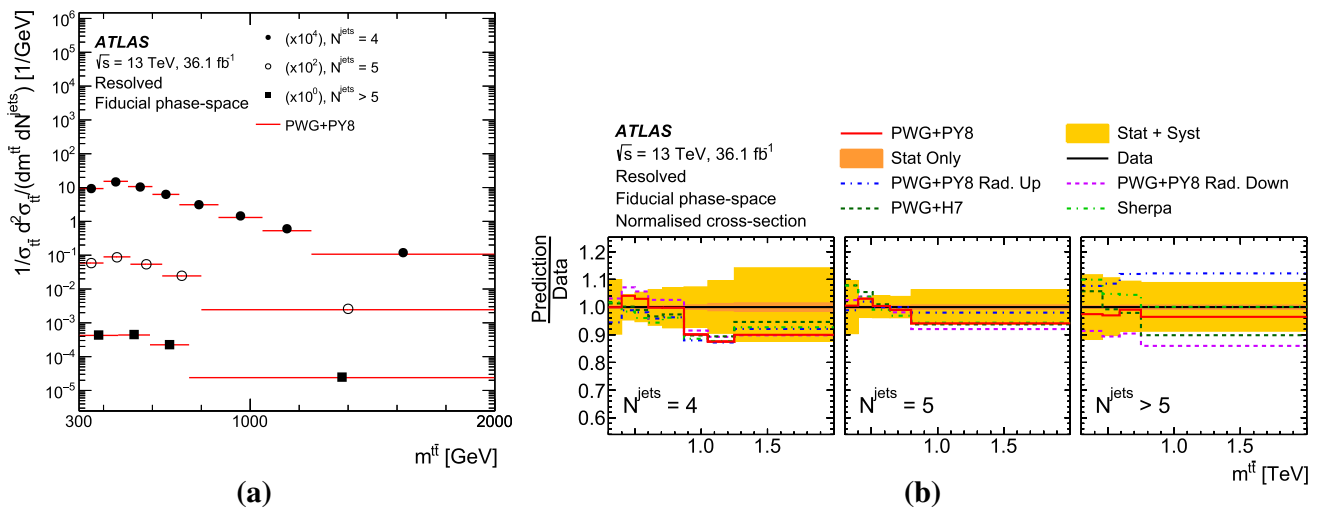
generator. Data points are placed at the centre of each bin. **b** The ratio of the measured cross-section to different Monte Carlo predictions. The bands represent the statistical and total uncertainty in the data

Additionally, the total cross-section is measured in the fiducial phase-space of the boosted topology and is compared with the MC predictions previously described, as shown in Fig. 53. The total cross-section predicted by each NLO MC generator is normalised to the NNLO+NNLL prediction as quoted in Ref. [55] and the corresponding uncertainty only includes the uncertainty affecting the  $k$ -factor used in the normalisation. As in the case of the inclusive fiducial cross-section in the resolved topology, the differences between the quoted fiducial cross-sections result from different acceptance predictions from each model. It is

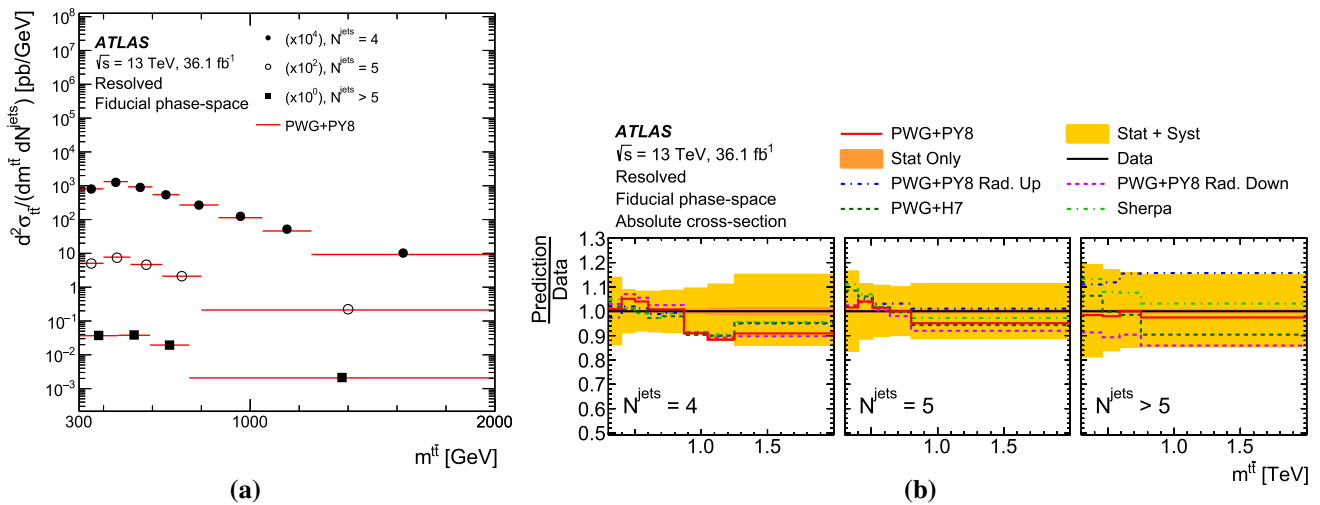
observed that several NLO+PS predictions, with the exception of POWHEG+HERWIG7 and POWHEG+PYTHIA8 Rad. down, overestimate the measurement of the inclusive cross-section.

The MC predictions are not always able to describe the measured single-differential cross-sections in the entire fiducial phase-space; mismodelling is observed, in particular, for the differential cross-section as a function of the  $p_T$  of the hadronic top quark, shown in Fig. 37a, for the differential cross-section as a function of  $m^{t\bar{t}}$ , shown in Fig. 40a, and for the observable  $H_T^{t\bar{t}}$ , shown in Fig. 41c, where all the MC





**Fig. 30** **a** Particle-level normalised differential cross-section as a function of  $m^{t\bar{t}}$  in bins of the jet multiplicity in the resolved topology compared with the prediction obtained with the POWHEG+PYTHIA8 MC generator. Data points are placed at the center of each bin. **b** The ratio of the measured cross-section to different Monte Carlo predictions. The bands represent the statistical and total uncertainty in the data



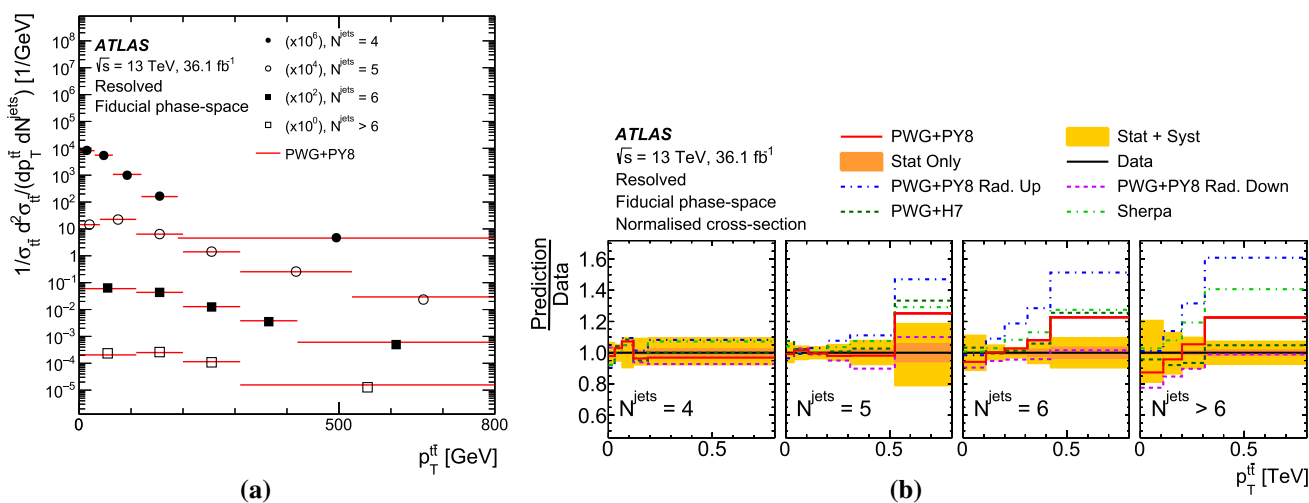
**Fig. 31** **a** Particle-level absolute differential cross-section as a function of  $m^{t\bar{t}}$  in bins of the jet multiplicity in the resolved topology compared with the prediction obtained with the POWHEG+PYTHIA8 MC generator. Data points are placed at the centre of each bin. **b** The ratio of the measured cross-section to different Monte Carlo predictions. The bands represent the statistical and total uncertainty in the data

predictions tend to overestimate the data in the tails of the distributions. A similar trend is observed for the differential cross-sections as a function of the transverse momentum of the leading and subleading top quark (shown in Fig. 38). To a smaller extent, discrepancies are observed at high values of  $|y^{t\bar{t}}|$ , shown in Fig. 39b, and in the tails of the  $|p_{out}^{t,lep}|$  distribution, shown in Fig. 41b.

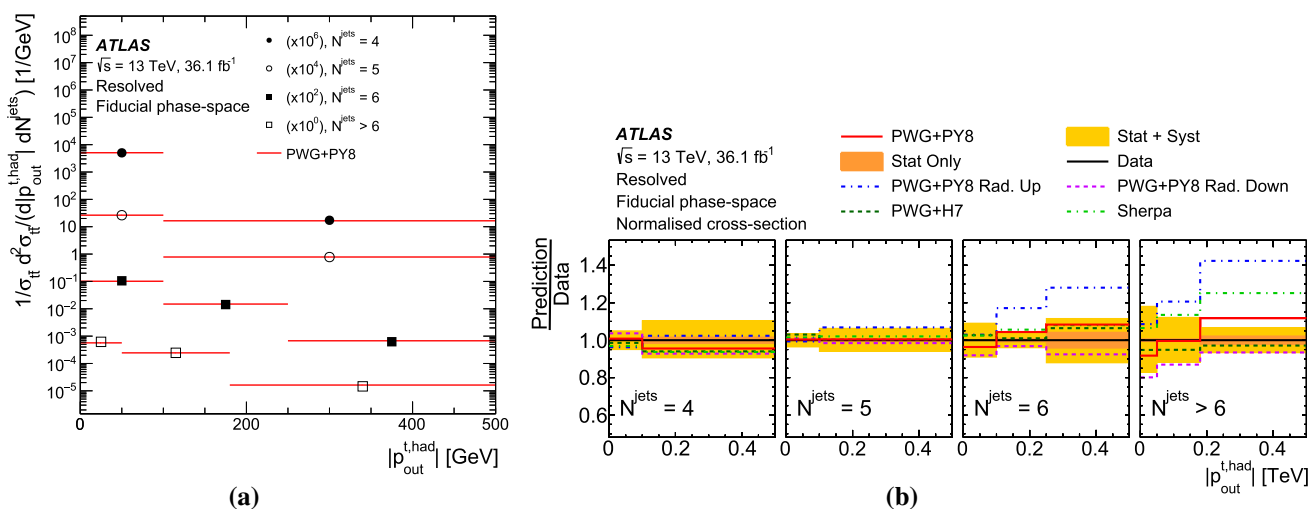
The tensions between the MC predictions and the data are observed also in the measured double-differential cross-sections, in particular for the cross-sections as a function of  $p_T^{t, had}$  in bins of  $|y^{t\bar{t}}|$ ,  $|y^t|$  and  $m^{t\bar{t}}$  (shown in Figs. 44, 45, 46) and as a function of  $m^{t\bar{t}}$  in bins of  $|y^{t\bar{t}}|$  (shown

in Fig. 49). As in the case of the double-differential cross-sections in the resolved topology, the measurements allow discrimination between the different MC predictions. Overall, for the double-differential cross-sections, the MC predictions obtained from POWHEG+HERWIG7 provide the better description of the data while those from SHERPA 2.2.1 and POWHEG+PYTHIA8 with the Var3cDown tuning show a significant disagreement with the data, as also observed in the resolved topology to a smaller extent.

Since the definitions of the phase-space and the particle-level hadronic top quark differ between the resolved and boosted topologies, a direct comparison of the measured dif-



**Fig. 32** **a** Particle-level normalised differential cross-section as a function of  $p_T^{t\bar{t}}$  in bins of the jet multiplicity in the resolved topology compared with the prediction obtained with the POWHEG+PYTHIA8 MC generator. **b** The ratio of the measured cross-section to different Monte Carlo predictions. The bands represent the statistical and total uncertainty in the data



**Fig. 33** **a** Particle-level normalised differential cross-section as a function of  $|p_{out}^{t, \text{had}}|$  in bins of the jet multiplicity in the resolved topology compared with the prediction obtained with the POWHEG+PYTHIA8 MC generator. **b** The ratio of the measured cross-section to different Monte Carlo predictions. The bands represent the statistical and total uncertainty in the data

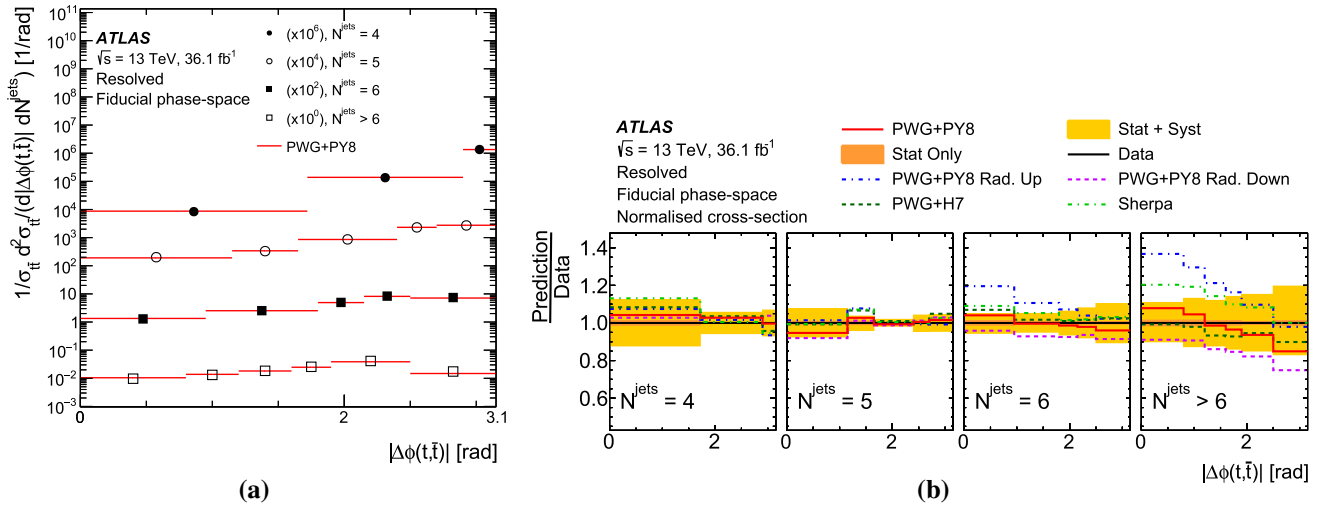
differential cross-sections is not possible. However, it can be seen in Fig. 54 that the ratio of data to prediction is consistent between the measured absolute differential cross-sections in the overlap region of the two topologies.

## 10.2 Results at parton level in the full phase-space

### 10.2.1 Resolved topology

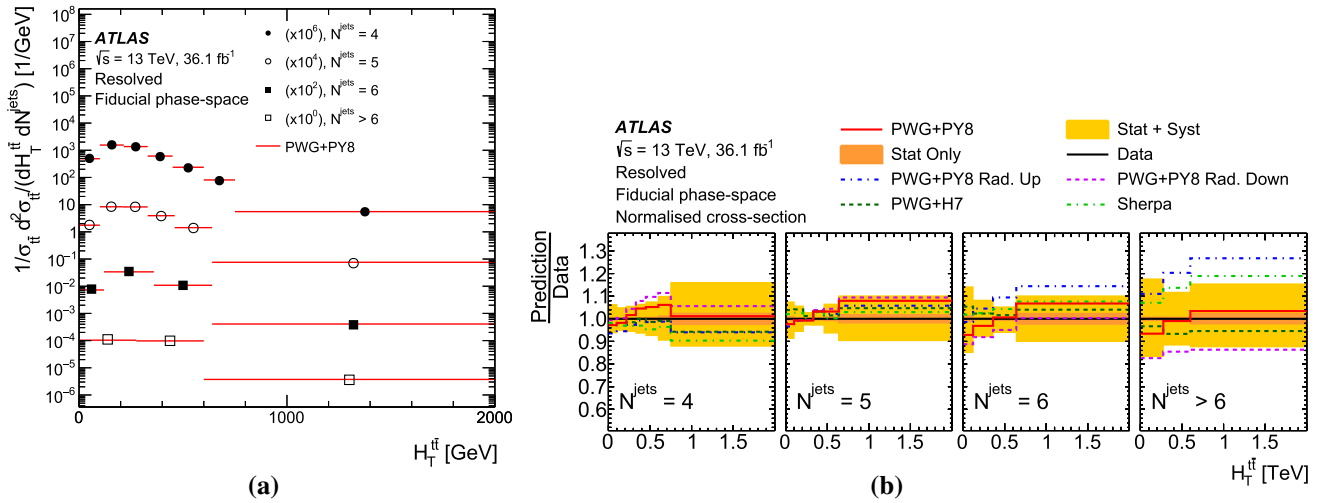
The single-differential normalised cross-sections are measured as a function of the transverse momentum and absolute value of the rapidity of the top quark and as a func-

tion of the mass, transverse momentum and absolute value of the rapidity of the  $t\bar{t}$  system and of the additional variables  $|y_{\text{boost}}^{t\bar{t}}|$ ,  $H_T^{t\bar{t}}$  and  $\chi^{t\bar{t}}$ . The results are shown in Figs. 55, 56 and 57. The quantitative comparisons among the parton-level results and MC predictions, obtained with a  $\chi^2$  test statistic, are shown in Tables 17 and 18, for normalised and absolute single-differential distributions, respectively. The double-differential cross-sections, presented in Figs. 58, 59, 60, 61, 62, and 63, are measured as a function of  $p_T^{t\bar{t}}$  in bins of  $m^{t\bar{t}}$ ,  $p_T^{t\bar{t}}$  and  $|y^t|$ , as a function of  $p_T^{t\bar{t}}$  in bins of  $m^{t\bar{t}}$  and  $|y^{t\bar{t}}|$  and finally as a function of  $m^{t\bar{t}}$  in bins of  $|y^{t\bar{t}}|$ . The quantitative comparisons among the parton-level results and



**Fig. 34** **a** Particle-level normalised differential cross-section as a function of  $|\Delta\phi(t, \bar{t})|$  in bins of the jet multiplicity in the resolved topology compared with the prediction obtained with the POWHEG+PYTHIA8 MC

generator. Data points are placed at the centre of each bin. **b** The ratio of the measured cross-section to different Monte Carlo predictions. The bands represent the statistical and total uncertainty in the data



**Fig. 35** **a** Particle-level normalised differential cross-section as a function of  $H_T^{\text{tt}}$  in bins of the jet multiplicity in the resolved topology compared with the prediction obtained with the POWHEG+PYTHIA8 MC

generator. Data points are placed at the centre of each bin. **b** The ratio of the measured cross-section to different Monte Carlo predictions. The bands represent the statistical and total uncertainty in the data

MC predictions, obtained with a  $\chi^2$  test statistic, are shown in Tables 21 and 22, for normalised and absolute single-differential distributions, respectively.

The measured differential cross-sections are compared with the fixed-order NNLO pQCD predictions and with the POWHEG+PYTHIA8 NLO+PS parton-level predictions. In the case of the top-quark  $p_T$  and rapidity, NNLO predictions are available for the distributions of the top/anti-top average, which are calculated not on an event-by-event basis but by averaging the results of the histograms of the distributions

of the top and anti-top quark [121]. For these variables, the measured differential cross-sections are taken as a function of the hadronic top quark’s kinematics.

The NNLO pQCD predictions are obtained, for the optimised binning of this analysis, using the NNLO NNPDF3.1 PDF set [123] with the renormalisation ( $\mu_R$ ) and factorisation ( $\mu_F$ ) scales both set to  $H_T/4$  (with  $H_T$  equal to the sum of the transverse masses of the top and anti-top quark) for all the measured differential cross-sections with the exception of the differential cross-section as a function of  $p_T^t$ , for

**Table 11** Comparison of the measured particle-level normalised double-differential cross-sections in the resolved topology with the predictions from several MC generators. For each prediction a  $\chi^2$  and a

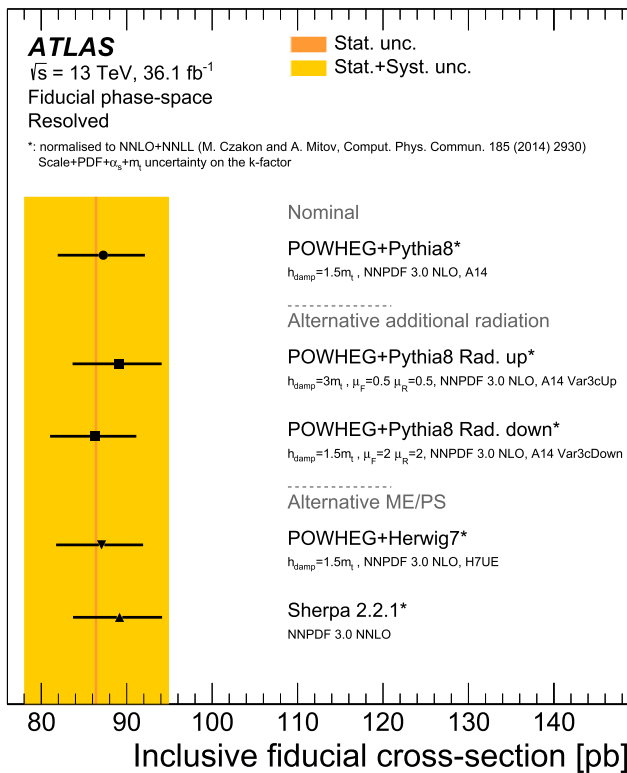
$p$ -value are calculated using the covariance matrix of the measured spectrum. The NDF is equal to the number of bins in the distribution minus one

Observable	PWG+PY8		PWG+PY8 Rad. Up		PWG+PY8 Rad. Down		PWG+H7		SHERPA 2.2.1	
	$\chi^2$ /NDF	$p$ -value	$\chi^2$ /NDF	$p$ -value	$\chi^2$ /NDF	$p$ -value	$\chi^2$ /NDF	$p$ -value	$\chi^2$ /NDF	$p$ -value
$H_T^{\bar{t}}$ vs $N^{\text{extrajets}}$	9.7/19	0.96	57.9/19	< 0.01	19.4/19	0.43	48.7/19	< 0.01	27.4/19	0.10
$ p_{\text{out}}^{t,\text{had}} $ vs $N^{\text{extrajets}}$	10.8/9	0.29	89.2/9	< 0.01	31.9/9	< 0.01	32.6/9	< 0.01	19.2/9	0.02
$\chi^{t\bar{t}}$ vs $N^{\text{extrajets}}$	37.6/19	< 0.01	31.6/19	0.03	88.9/19	< 0.01	84.8/19	< 0.01	23.7/19	0.21
$ \Delta\phi(t, \bar{t}) $ vs $N^{\text{extrajets}}$	21.8/18	0.24	125.0/18	< 0.01	31.0/18	0.03	44.4/18	< 0.01	36.7/18	< 0.01
$ y^{t,\text{had}} $ vs $N^{\text{extrajets}}$	9.5/12	0.66	19.1/12	0.09	26.8/12	< 0.01	30.8/12	< 0.01	10.4/12	0.58
$ y^{t,\text{had}} $ vs $p_T^{t,\text{had}}$	14.9/12	0.25	11.9/12	0.45	18.1/12	0.11	8.4/12	0.75	9.4/12	0.67
$p_T^{t,\text{had}}$ vs $ p_{\text{out}}^{t,\text{had}} $	10.5/12	0.57	74.5/12	< 0.01	25.3/12	0.01	13.4/12	0.34	22.4/12	0.03
$p_T^{t,\text{had}}$ vs $N^{\text{extrajets}}$	14.2/16	0.58	45.7/16	< 0.01	37.3/16	< 0.01	67.5/16	< 0.01	13.9/16	0.60
$ y^{t\bar{t}} $ vs $N^{\text{extrajets}}$	8.2/12	0.77	14.6/12	0.26	25.4/12	0.01	55.5/12	< 0.01	13.9/12	0.30
$ y^{t\bar{t}} $ vs $m^{t\bar{t}}$	18.0/14	0.21	12.0/14	0.60	23.1/14	0.06	13.2/14	0.51	14.8/14	0.40
$ y^{t\bar{t}} $ vs $p_T^{t\bar{t}}$	28.5/12	< 0.01	149.0/12	< 0.01	23.2/12	0.03	31.8/12	< 0.01	70.7/12	< 0.01
$m^{t\bar{t}}$ vs $N^{\text{extrajets}}$	29.1/16	0.02	25.5/16	0.06	49.6/16	< 0.01	24.6/16	0.08	11.5/16	0.78
$m^{t\bar{t}}$ vs $p_T^{t,\text{had}}$	58.9/31	< 0.01	51.4/31	0.01	92.3/31	< 0.01	35.6/31	0.26	44.8/31	0.05
$m^{t\bar{t}}$ vs $p_T^{t\bar{t}}$	43.6/21	< 0.01	260.0/21	< 0.01	47.0/21	< 0.01	44.7/21	< 0.01	149.0/21	< 0.01
$p_T^{\bar{t}}$ vs $N^{\text{extrajets}}$	69.1/19	< 0.01	283.0/19	< 0.01	58.5/19	< 0.01	82.8/19	< 0.01	102.0/19	< 0.01
$p_T^{\bar{t}}$ vs $p_T^{t,\text{had}}$	39.2/19	< 0.01	282.0/19	< 0.01	51.5/19	< 0.01	55.8/19	< 0.01	137.0/19	< 0.01

**Table 12** Comparison of the measured particle-level absolute double-differential cross-sections in the resolved topology with the predictions from several MC generators. For each prediction a  $\chi^2$  and a  $p$ -value are

calculated using the covariance matrix of the measured spectrum. The NDF is equal to the number of bins in the distribution

Observable	PWG+PY8		PWG+PY8 Rad. Up		PWG+PY8 Rad. Down		PWG+H7		SHERPA 2.2.1	
	$\chi^2$ /NDF	$p$ -value	$\chi^2$ /NDF	$p$ -value	$\chi^2$ /NDF	$p$ -value	$\chi^2$ /NDF	$p$ -value	$\chi^2$ /NDF	$p$ -value
$H_T^{\bar{t}}$ vs $N^{\text{extrajets}}$	13.8/20	0.84	72.9/20	< 0.01	31.3/20	0.05	56.6/20	< 0.01	40.5/20	< 0.01
$ p_{\text{out}}^{t,\text{had}} $ vs $N^{\text{extrajets}}$	16.3/10	0.09	165.0/10	< 0.01	15.7/10	0.11	35.6/10	< 0.01	50.9/10	< 0.01
$\chi^{t\bar{t}}$ vs $N^{\text{extrajets}}$	44.4/20	< 0.01	60.3/20	< 0.01	88.3/20	< 0.01	62.2/20	< 0.01	24.6/20	0.21
$ \Delta\phi(t, \bar{t}) $ vs $N^{\text{extrajets}}$	41.6/19	< 0.01	183.0/19	< 0.01	43.6/19	< 0.01	44.2/19	< 0.01	60.0/19	< 0.01
$ y^{t,\text{had}} $ vs $N^{\text{extrajets}}$	11.3/13	0.59	50.3/13	< 0.01	23.1/13	0.04	28.7/13	< 0.01	14.8/13	0.32
$ y^{t,\text{had}} $ vs $p_T^{t,\text{had}}$	13.3/13	0.42	12.9/13	0.45	15.6/13	0.27	8.7/13	0.80	9.8/13	0.71
$p_T^{t,\text{had}}$ vs $ p_{\text{out}}^{t,\text{had}} $	8.6/13	0.80	79.6/13	< 0.01	28.8/13	< 0.01	9.7/13	0.72	16.0/13	0.25
$p_T^{t,\text{had}}$ vs $N^{\text{extrajets}}$	19.3/17	0.31	59.5/17	< 0.01	43.3/17	< 0.01	65.3/17	< 0.01	24.7/17	0.10
$ y^{t\bar{t}} $ vs $N^{\text{extrajets}}$	7.0/13	0.90	26.7/13	0.01	22.1/13	0.05	51.5/13	< 0.01	31.5/13	< 0.01
$ y^{t\bar{t}} $ vs $m^{t\bar{t}}$	22.3/15	0.10	15.0/15	0.45	29.8/15	0.01	15.8/15	0.40	19.1/15	0.21
$ y^{t\bar{t}} $ vs $p_T^{t\bar{t}}$	32.7/13	< 0.01	143.0/13	< 0.01	21.2/13	0.07	36.8/13	< 0.01	81.4/13	< 0.01
$m^{t\bar{t}}$ vs $N^{\text{extrajets}}$	28.0/17	0.04	29.0/17	0.03	49.2/17	< 0.01	36.3/17	< 0.01	14.0/17	0.67
$m^{t\bar{t}}$ vs $p_T^{t,\text{had}}$	56.2/32	< 0.01	59.9/32	< 0.01	79.9/32	< 0.01	31.9/32	0.47	48.5/32	0.03
$m^{t\bar{t}}$ vs $p_T^{t\bar{t}}$	49.0/22	< 0.01	310.0/22	< 0.01	53.3/22	< 0.01	55.1/22	< 0.01	175.0/22	< 0.01
$p_T^{\bar{t}}$ vs $N^{\text{extrajets}}$	93.2/20	< 0.01	412.0/20	< 0.01	51.9/20	< 0.01	91.8/20	< 0.01	163.0/20	< 0.01
$p_T^{\bar{t}}$ vs $p_T^{t,\text{had}}$	38.6/20	< 0.01	294.0/20	< 0.01	66.5/20	< 0.01	46.1/20	< 0.01	128.0/20	< 0.01



**Fig. 36** Comparison of the measured inclusive fiducial cross-section in the resolved topology with the predictions from several MC generators. The bands represent the statistical and total uncertainty in the data. The uncertainty on the cross-section predicted by each NLO MC generator only includes the uncertainty (due to PDFs,  $m_t$  and  $\alpha_s$ ) affecting the  $k$ -factor used in the normalisation

which both scales were set to  $m_T/2$  [5].<sup>4</sup> The top-quark pole mass is set to 172.5 GeV. The theoretical uncertainty in the central NNLO predictions is obtained by summing in quadrature the uncertainty due to the higher-order terms, estimated from the envelope of the predictions obtained by independently increasing and decreasing  $\mu_R$  and  $\mu_F$  by a factor of two relative to the central scale choice, and the uncertainty due to the PDFs obtained according to the prescription of the NNPDF Collaboration. The quantitative comparisons among the parton-level results and the NNLO pQCD predictions, obtained with a  $\chi^2$  test statistic, are shown in Tables 19 and 20 and Tables 23 and 24, for single- and double-differential distributions, respectively.

For the single-differential cross-sections the NNLO and NLO+PS predictions give a good and comparable description of the data, with the exception of  $m^{t\bar{t}}$  that is poorly described by several NLO+PS predictions. Regarding the measured

<sup>4</sup>  $m_T = \sqrt{m_t^2 + p_{T,t}^2}$ .

double-differential cross-sections, tensions are observed for several variables with respect to the NLO+PS predictions while a better description is observed when comparing the measurements with the NNLO calculations. In the double-differential cross-sections as a function of  $p_T^t$  in bins of  $m^{t\bar{t}}$ , shown in Fig. 60, the NNLO and NLO+PS central predictions show a contrasting behaviour, with the POWHEG+PYTHIA8 predictions giving a better description of the data in the low  $m^{t\bar{t}}$  region while the NNLO predictions better model the measurements in the high  $m^{t\bar{t}}$  region.

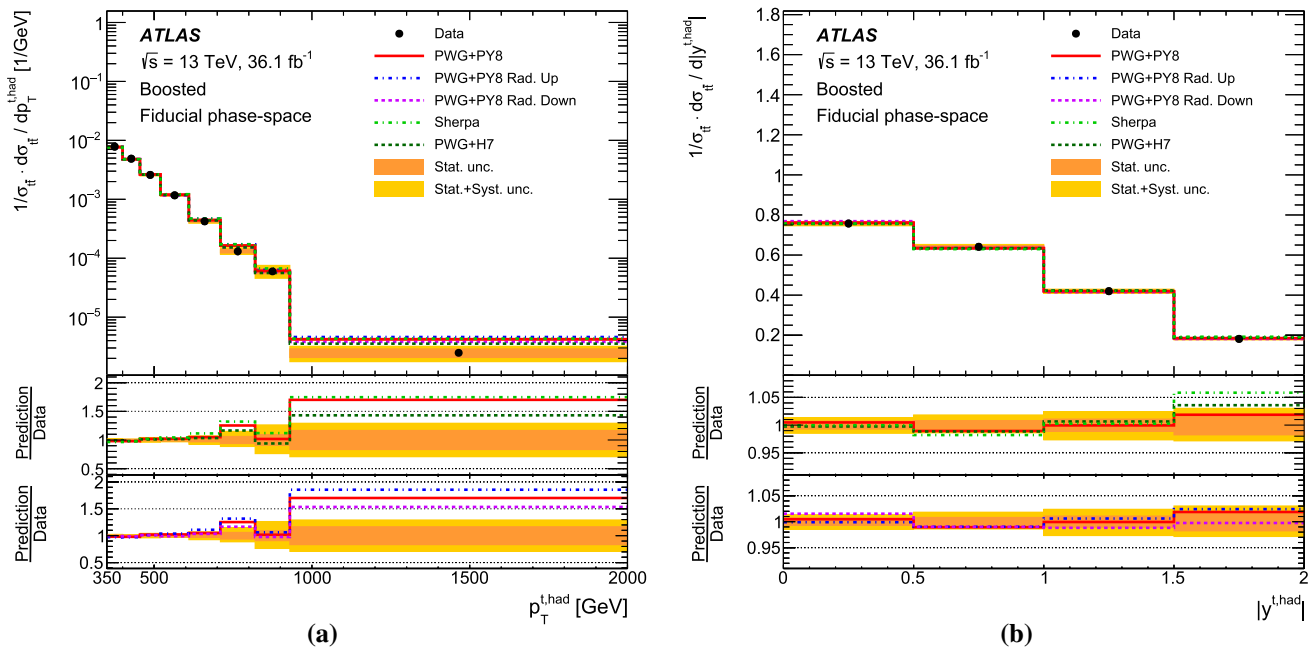
The absolute differential cross-sections as a function of  $p_T^t$ ,  $y^t$ ,  $p_T^{t\bar{t}}$ ,  $|y^{t\bar{t}}|$  and  $m^{t\bar{t}}$  are also measured using a coarser binning,<sup>5</sup> used in a recent measurement from the CMS Collaboration [21], to test the impact of including EW corrections in the NNLO pQCD predictions. These EW corrections [121] include the NLO EW effects of  $\mathcal{O}(\alpha_s^2\alpha)$ , all subleading NLO ( $\mathcal{O}(\alpha_s\alpha^2)$  and  $\mathcal{O}(\alpha^3)$ ) terms as well as the LO ( $\mathcal{O}(\alpha_s\alpha)$  and  $\mathcal{O}(\alpha^2)$ ) contributions in the QCD and EW coupling constants. For these predictions, the mass of the top quark is set to 173.3 GeV.

These additional measurements are shown in Figs. 64 and 65 and are compared with theoretical predictions obtained, with and without EW corrections, with two different PDF sets: the NNLO NNPDF3.1 PDF set and the LUXQED17 PDF set [124], the latter includes in addition to the standard partonic structure of the proton its photon component. The still rather limited range covered by the transverse momenta of top and anti-top quarks does not yet allow quantitative tests of the impact of the EW corrections as well as the contribution of the PDF of the photon in the proton to the production of top-quark pairs.

### 10.2.2 Boosted topology

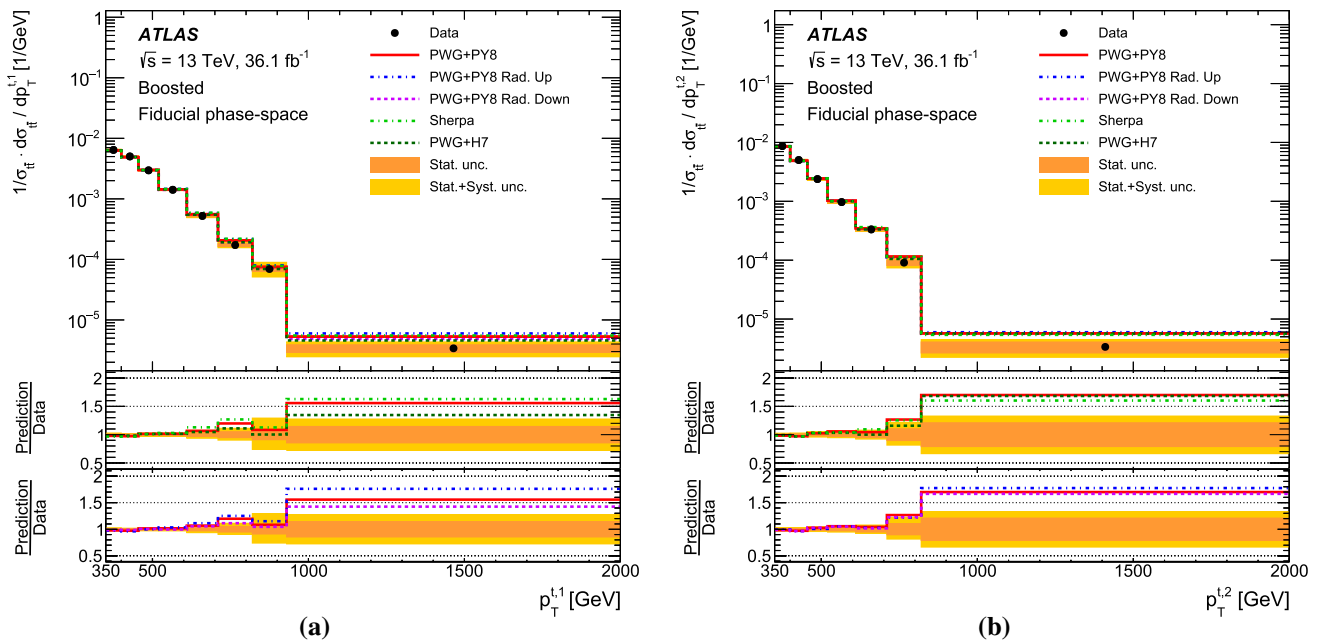
In the boosted topology, the parton-level normalised differential cross-sections are extracted in a region of the phase-space where the top quark is produced with  $p_T > 350$  GeV. The single-differential cross-sections are measured as a function of the transverse momentum of the top quark and of the invariant mass of the  $t\bar{t}$  system. The results are shown in Fig. 66. The parton-level double-differential cross-sections, presented in Fig. 67, are measured as a function of  $m^{t\bar{t}}$  in bins of  $p_T^t$ .

<sup>5</sup> The binning used for this comparison is tested and fully validated against the stability of the unfolding procedure.



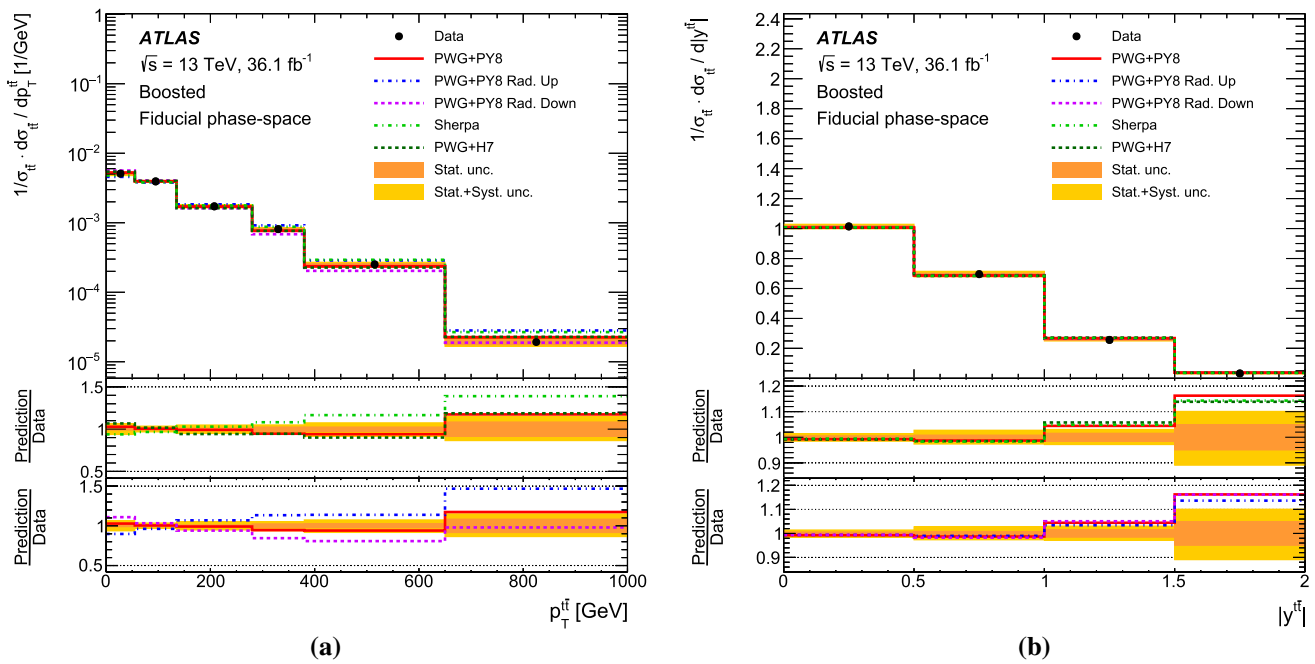
**Fig. 37** Particle-level normalised differential cross-sections as a function of **a** the transverse momentum and **b** the absolute value of the rapidity of the hadronically decaying top quark in the boosted topology, compared with different Monte Carlo predictions. The bands represent the statistical and total uncertainty in the data. Data points are placed at the centre of each bin. The lower panel shows the ratios of the simulations to data

represent the statistical and total uncertainty in the data. Data points are placed at the centre of each bin. The lower panel shows the ratios of the simulations to data



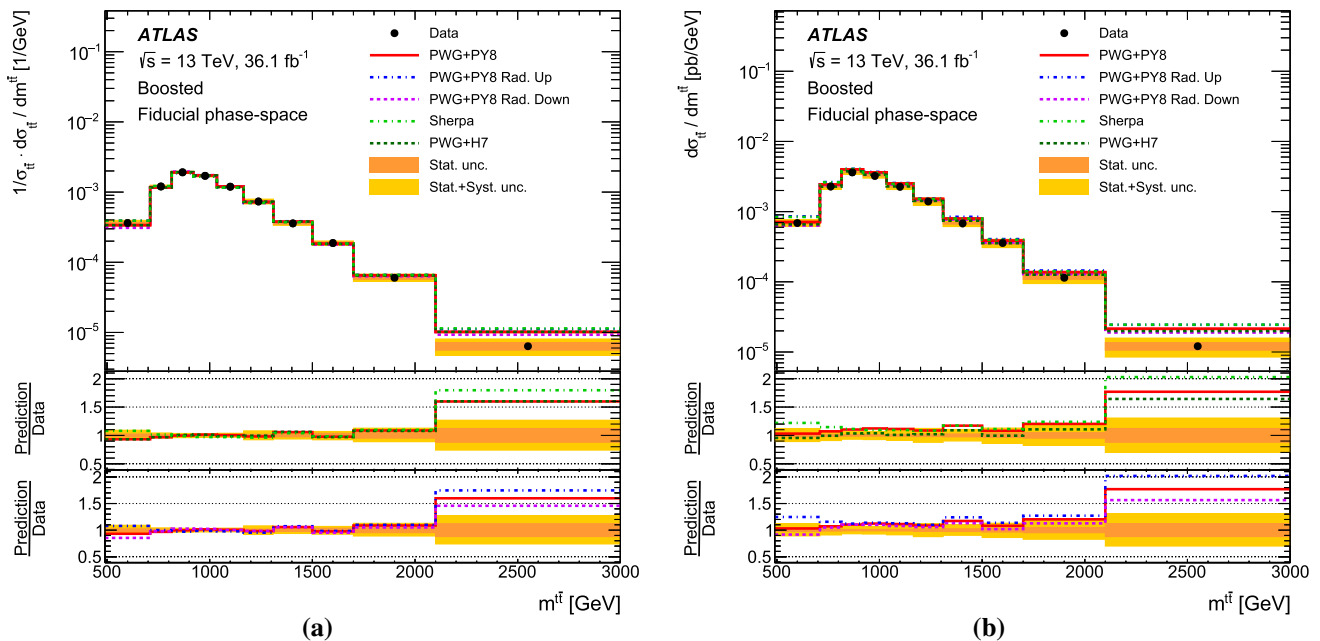
**Fig. 38** Particle-level normalised differential cross-sections as a function of the transverse momentum of **a** the leading and **b** the subleading top quark in the boosted topology, compared with different Monte Carlo predictions. The bands represent the statistical and total uncertainty in the data. Data points are placed at the centre of each bin. The lower panel shows the ratios of the simulations to data

predictions. The bands represent the statistical and total uncertainty in the data. Data points are placed at the centre of each bin. The lower panel shows the ratios of the simulations to data



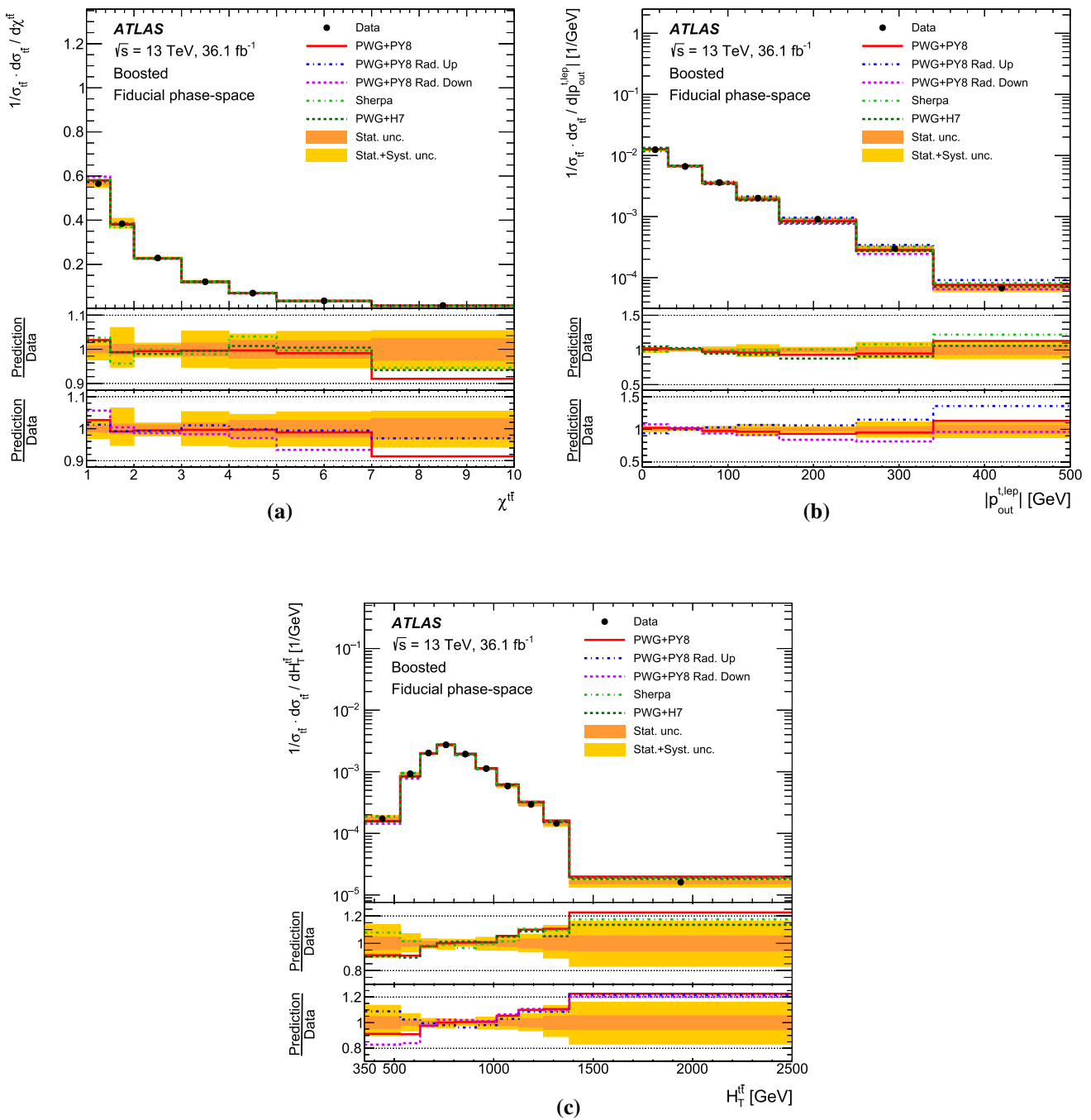
**Fig. 39** Particle-level normalised differential cross-sections as a function of **a** the transverse momentum and **b** the absolute value of the rapidity of the  $t\bar{t}$  system in the boosted topology, compared with dif-

ferent Monte Carlo predictions. The bands represent the statistical and total uncertainty in the data. Data points are placed at the centre of each bin. The lower panel shows the ratios of the simulations to data



**Fig. 40** Particle-level **a** normalised and **b** absolute differential cross-sections as a function of  $m^{t\bar{t}}$  in the boosted topology, compared with different Monte Carlo predictions. The bands represent the statistical

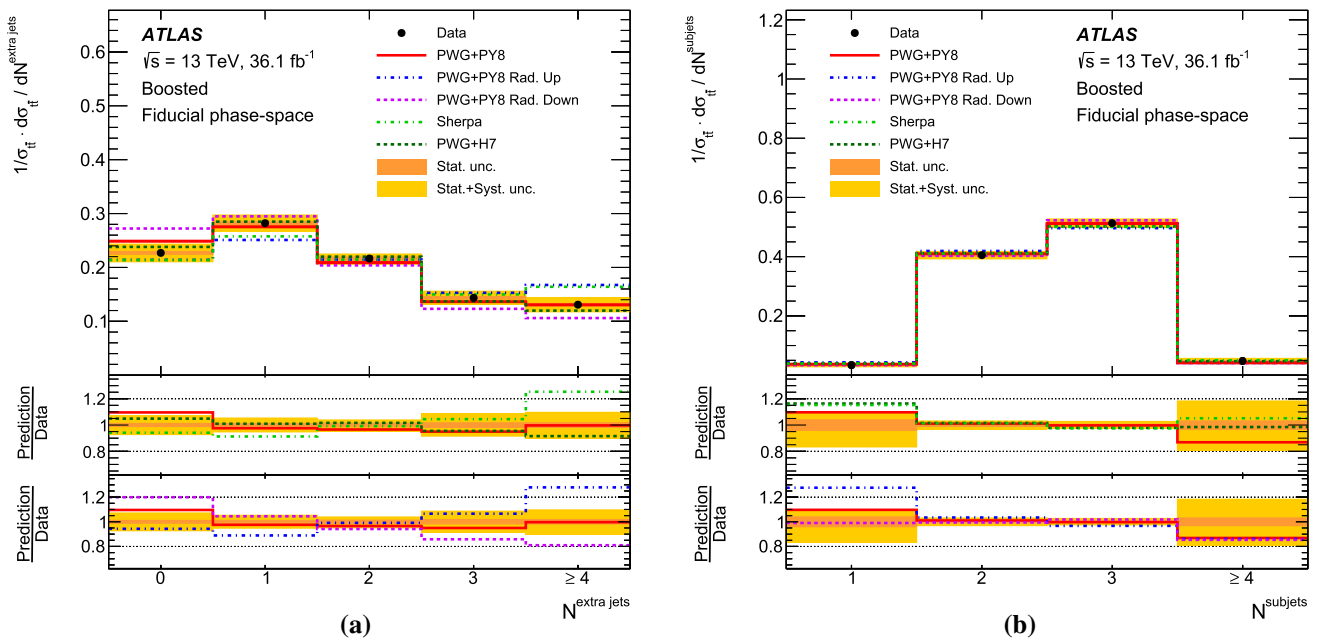
and total uncertainty in the data. Data points are placed at the centre of each bin. The lower panel shows the ratios of the simulations to data



**Fig. 41** Particle-level normalised differential cross-sections as a function of **a**  $\chi^{if}$ , **b**  $|p_{out}^{tlep}|$  and **c**  $H_T^{if}$  in the boosted topology, compared with different Monte Carlo predictions. The bands represent the statisti-

cal and total uncertainty in the data. Data points are placed at the centre of each bin. The lower panel shows the ratios of the simulations to data





**Fig. 42** Particle-level normalised differential cross-sections as a function of **a** the number of additional jets and **b** the number of small- $R$  jets composing the hadronically decaying top quark in the boosted topology, compared with different Monte Carlo predictions. The bands represent

the statistical and total uncertainty in the data. Data points are placed at the centre of each bin. The lower panel shows the ratios of the simulations to data

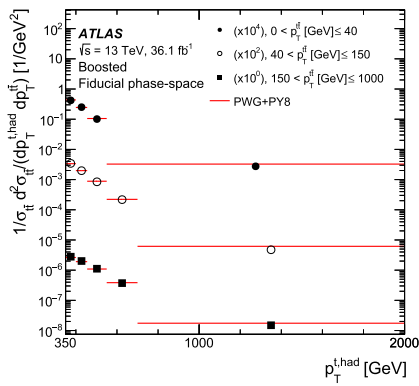
**Table 13** Comparison of the measured particle-level normalised single-differential cross-sections in the boosted topology with the predictions from several MC generators. For each prediction a  $\chi^2$  and a

$p$ -value are calculated using the covariance matrix of the measured spectrum. The NDF is equal to the number of bins in the distribution minus one

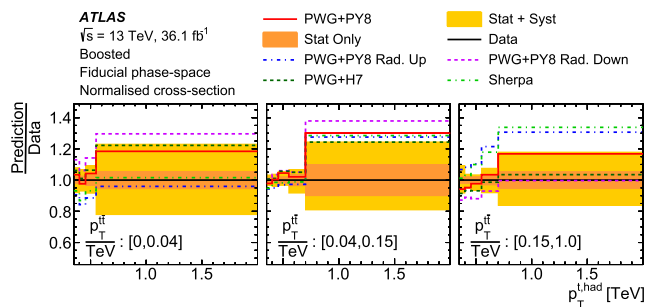
Observable	PWG+PY8		PWG+PY8 Rad. Up		PWG+PY8 Rad. Down		PWG+H7		SHERPA 2.2.1	
	$\chi^2$ /NDF	$p$ -value	$\chi^2$ /NDF	$p$ -value	$\chi^2$ /NDF	$p$ -value	$\chi^2$ /NDF	$p$ -value	$\chi^2$ /NDF	$p$ -value
$p_T^{t,1}$	6.2/7	0.51	10.3/7	0.17	2.8/7	0.90	2.4/7	0.93	11.1/7	0.14
$p_T^{t,2}$	4.0/6	0.68	3.9/6	0.69	4.1/6	0.66	3.2/6	0.78	4.4/6	0.62
$H_T^{t\bar{t}}$	9.0/9	0.44	7.1/9	0.62	24.1/9	< 0.01	10.4/9	0.32	7.8/9	0.56
$ p_{out}^{t,lep} $	7.1/6	0.31	17.2/6	< 0.01	43.3/6	< 0.01	25.4/6	< 0.01	2.9/6	0.82
$\chi^{t\bar{t}}$	3.5/6	0.74	1.0/6	0.98	18.4/6	< 0.01	3.2/6	0.79	8.9/6	0.18
$N^{extrajets}$	5.5/4	0.24	15.7/4	< 0.01	17.0/4	< 0.01	2.5/4	0.64	8.6/4	0.07
$p_T^{r, had}$	6.2/7	0.52	11.0/7	0.14	3.2/7	0.86	3.5/7	0.83	10.6/7	0.16
$N^{subjects}$	0.3/3	0.95	4.3/3	0.23	0.7/3	0.86	2.1/3	0.55	2.6/3	0.46
$ y^{r, had} $	0.6/3	0.90	0.5/3	0.93	1.5/3	0.68	0.6/3	0.90	1.2/3	0.75
$ y^{t\bar{t}} $	3.2/3	0.36	1.9/3	0.60	4.5/3	0.21	5.2/3	0.16	4.2/3	0.24
$m^{t\bar{t}}$	7.5/9	0.59	11.8/9	0.23	16.2/9	0.06	8.1/9	0.52	8.3/9	0.50
$p_T^{t\bar{t}}$	3.5/5	0.63	25.6/5	< 0.01	35.7/5	< 0.01	9.8/5	0.08	19.7/5	< 0.01

**Table 14** Comparison of the measured particle-level absolute single-differential cross-sections in the boosted topology with the predictions from several MC generators. For each prediction a  $\chi^2$  and a  $p$ -value are calculated using the covariance matrix of the measured spectrum. The NDF is equal to the number of bins in the distribution

Observable	PWG+PY8		PWG+PY8 Rad. Up		PWG+PY8 Rad. Down		PWG+H7		SHERPA 2.2.1	
	$\chi^2$ /NDF	$p$ -value	$\chi^2$ /NDF	$p$ -value	$\chi^2$ /NDF	$p$ -value	$\chi^2$ /NDF	$p$ -value	$\chi^2$ /NDF	$p$ -value
$p_T^{t,1}$	7.8/8	0.46	14.1/8	0.08	3.9/8	0.86	2.8/8	0.95	12.9/8	0.11
$p_T^{t,2}$	5.3/7	0.62	6.6/7	0.47	5.7/7	0.58	5.6/7	0.59	4.8/7	0.68
$H_T^{t\bar{t}}$	10.9/10	0.37	10.5/10	0.40	15.5/10	0.12	7.0/10	0.72	11.4/10	0.33
$ p_{out}^{t,lep} $	24.2/7	< 0.01	21.7/7	< 0.01	72.0/7	< 0.01	31.9/7	< 0.01	9.9/7	0.19
$\chi^{t\bar{t}}$	12.9/7	0.07	9.2/7	0.24	32.0/7	< 0.01	4.5/7	0.72	17.2/7	0.02
$N_{extrajets}$	38.5/5	< 0.01	46.0/5	< 0.01	57.0/5	< 0.01	4.7/5	0.45	33.4/5	< 0.01
$p_T^{t, had}$	9.2/8	0.33	16.0/8	0.04	5.9/8	0.66	4.5/8	0.81	12.0/8	0.15
$N_{subjets}$	7.6/4	0.11	11.2/4	0.02	8.1/4	0.09	1.3/4	0.87	3.6/4	0.46
$ y^{t, had} $	4.0/4	0.41	5.8/4	0.21	3.9/4	0.42	2.3/4	0.68	10.6/4	0.03
$ y^{t\bar{t}} $	8.8/4	0.07	10.3/4	0.04	8.1/4	0.09	6.7/4	0.15	10.5/4	0.03
$m^{t\bar{t}}$	16.5/10	0.09	28.5/10	< 0.01	24.3/10	< 0.01	11.2/10	0.34	25.5/10	< 0.01
$p_T^{t\bar{t}}$	21.0/6	< 0.01	59.3/6	< 0.01	107.0/6	< 0.01	27.8/6	< 0.01	38.4/6	< 0.01



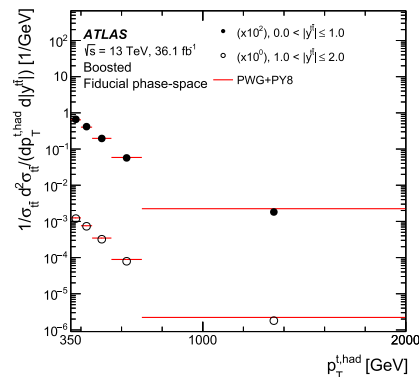
(a)



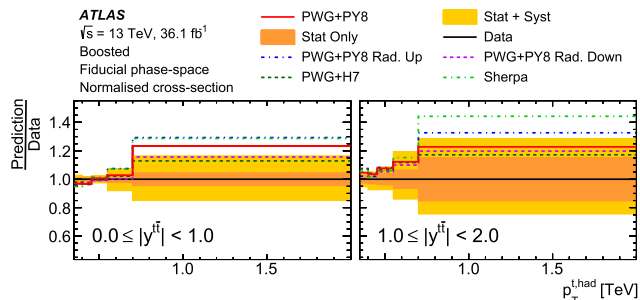
(b)

**Fig. 43** **a** Particle-level normalised differential cross-section as a function of  $p_T^{t, had}$  in bins of  $p_T^{t\bar{t}}$  in the boosted topology compared with the prediction obtained with the POWHEG+PYTHIA8 MC generator. Data

points are placed at the centre of each bin. **b** The ratio of the measured cross-section to different Monte Carlo predictions. The bands represent the statistical and total uncertainty in the data



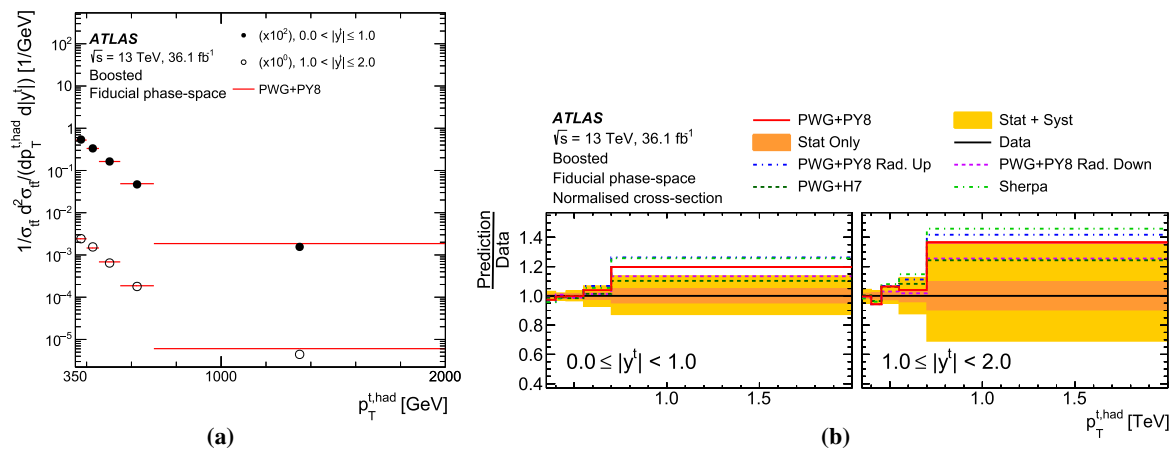
(a)



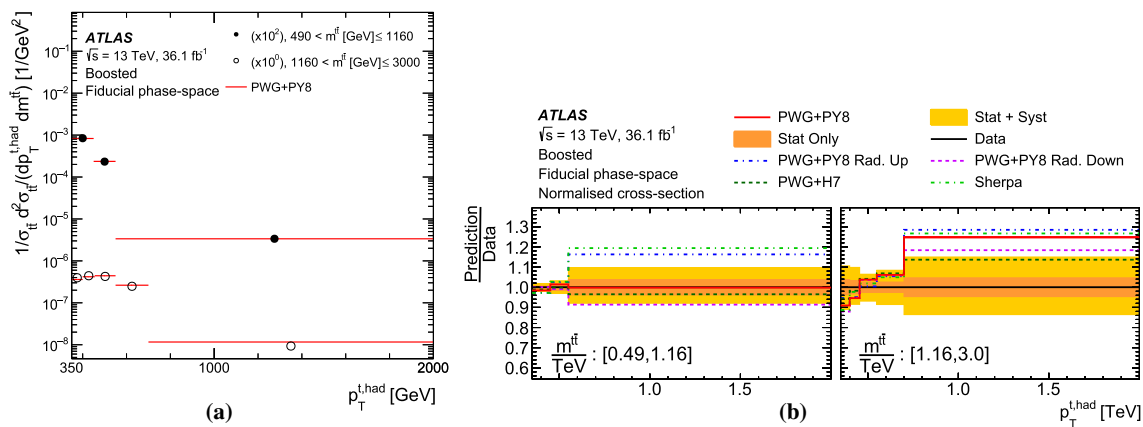
(b)

**Fig. 44** **a** Particle-level normalised differential cross-section as a function of  $p_T^{t, had}$  in bins of the absolute value of the rapidity of the  $t\bar{t}$  system in the boosted topology compared with the prediction obtained with the POWHEG+PYTHIA8 MC generator. Data points are placed at the cen-

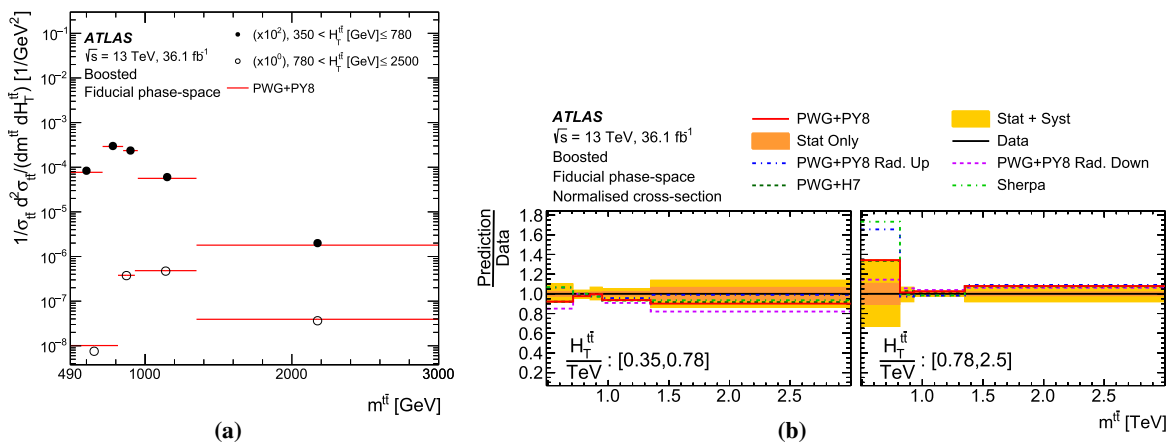
tre of each bin. **b** The ratio of the measured cross-section to different Monte Carlo predictions. The bands represent the statistical and total uncertainty in the data



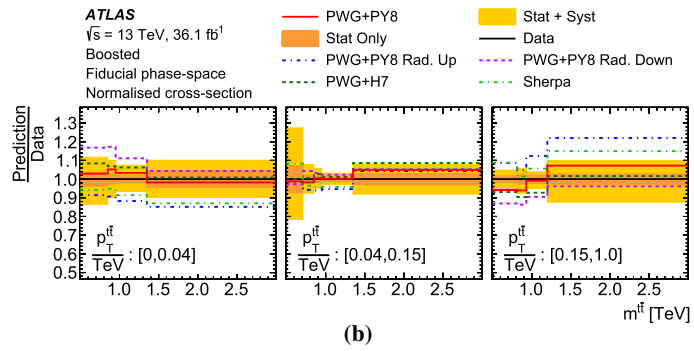
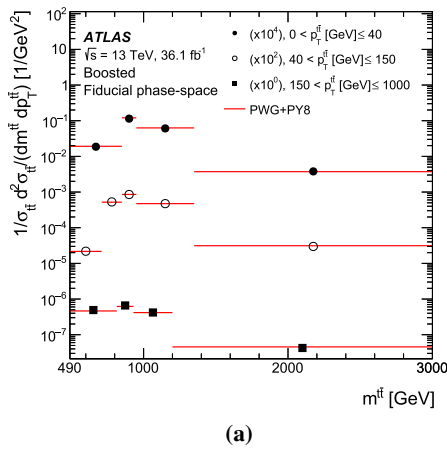
**Fig. 45** **a** Particle-level normalised differential cross-section as a function of  $p_T^{t, had}$  in bins of the absolute value of the rapidity of the hadronically decaying top quark in the boosted topology compared with the prediction obtained with the POWHEG+PYTHIA8 MC generator. Data points are placed at the centre of each bin. **b** The ratio of the measured cross-section to different Monte Carlo predictions. The bands represent the statistical and total uncertainty in the data



**Fig. 46** **a** Particle-level normalised differential cross-section as a function of  $p_T^{t, had}$  in bins of the mass of the  $t\bar{t}$  system in the boosted topology compared with the prediction obtained with the POWHEG+PYTHIA8 MC generator. Data points are placed at the centre of each bin. **b** The ratio of the measured cross-section to different Monte Carlo predictions. The bands represent the statistical and total uncertainty in the data

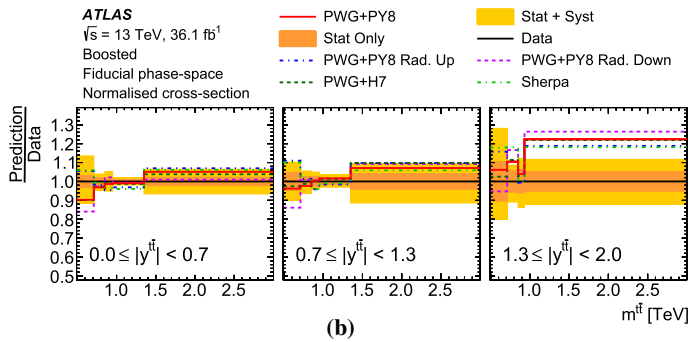
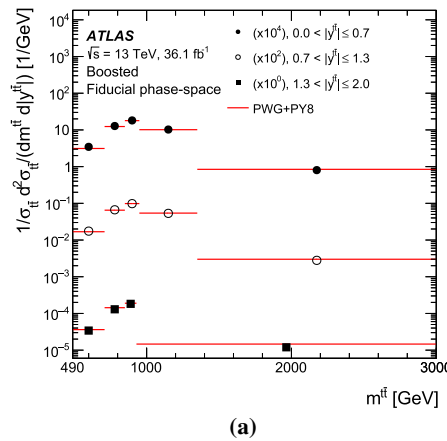


**Fig. 47** **a** Particle-level normalised differential cross-section as a function of the mass of the  $t\bar{t}$  system in bins of  $H_T^{t\bar{t}}$  in the boosted topology compared with the prediction obtained with the POWHEG+PYTHIA8 MC generator. Data points are placed at the centre of each bin. **b** The ratio of the measured cross-section to different Monte Carlo predictions. The bands represent the statistical and total uncertainty in the data



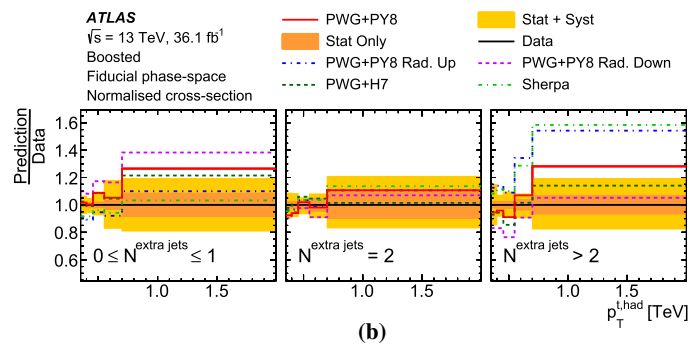
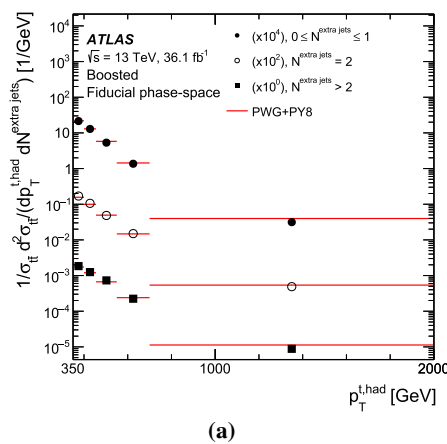
**Fig. 48** **a** Particle-level normalised differential cross-section as a function of the mass of the  $t\bar{t}$  system in bins of  $p_T^{tt}$  in the boosted topology compared with the prediction obtained with the POWHEG+PYTHIA8 MC

generator. Data points are placed at the centre of each bin. **b** The ratio of the measured cross-section to different Monte Carlo predictions. The bands represent the statistical and total uncertainty in the data



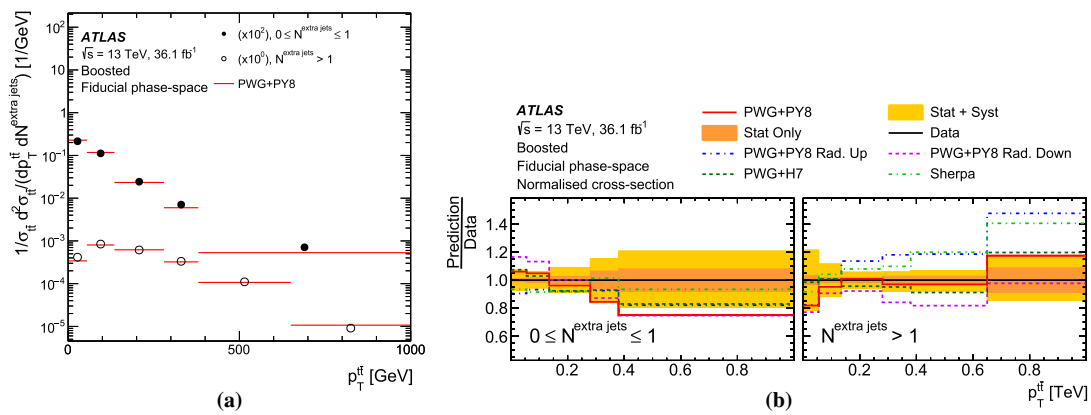
**Fig. 49** **a** Particle-level normalised differential cross-section as a function of the mass of the  $t\bar{t}$  system in bins of  $|y^{tt}|$  in the boosted topology compared with the prediction obtained with the POWHEG+PYTHIA8 MC

generator. Data points are placed at the centre of each bin. **b** The ratio of the measured cross-section to different Monte Carlo predictions. The bands represent the statistical and total uncertainty in the data



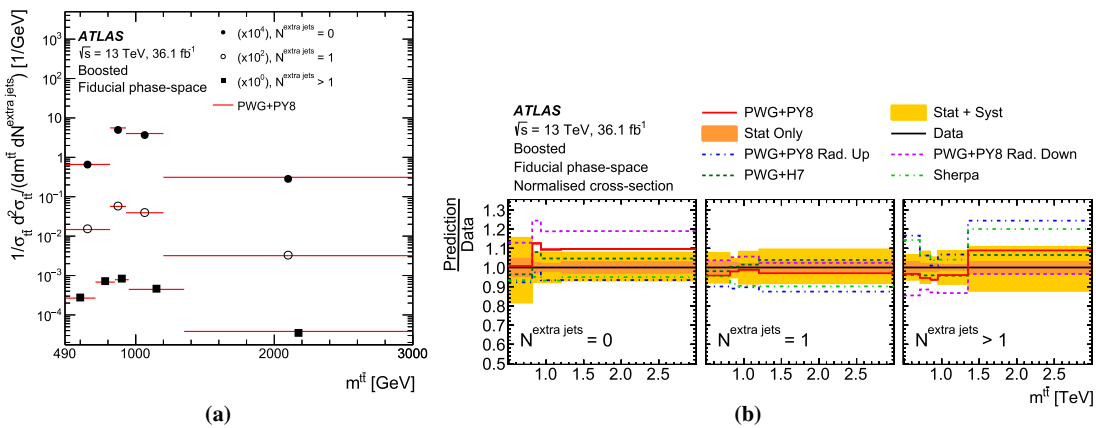
**Fig. 50** **a** Particle-level normalised differential cross-section as a function of the  $p_T$  of the hadronically decaying top quark in bins of the number of additional jets in the boosted topology compared with the prediction obtained with the POWHEG+PYTHIA8 MC generator. Data

points are placed at the centre of each bin. **b** The ratio of the measured cross-section to different Monte Carlo predictions. The bands represent the statistical and total uncertainty in the data



**Fig. 51** **a** Particle-level normalised differential cross-section as a function of the  $p_T$  of the  $t\bar{t}$  system in bins of the number of additional jets in the boosted topology compared with the prediction obtained with the POWHEG+PYTHIA8 MC generator. Data points are placed at the cen-

tre of each bin. **b** The ratio of the measured cross-section to different Monte Carlo predictions. The bands represent the statistical and total uncertainty in the data



**Fig. 52** **a** Particle-level normalised differential cross-section as a function of the mass of the  $t\bar{t}$  system in bins of the number of additional jets in the boosted topology compared with the prediction obtained with the

POWHEG+PYTHIA8 MC generator. Data points are placed at the centre of each bin. **b** The ratio of the measured cross-section to different Monte Carlo predictions

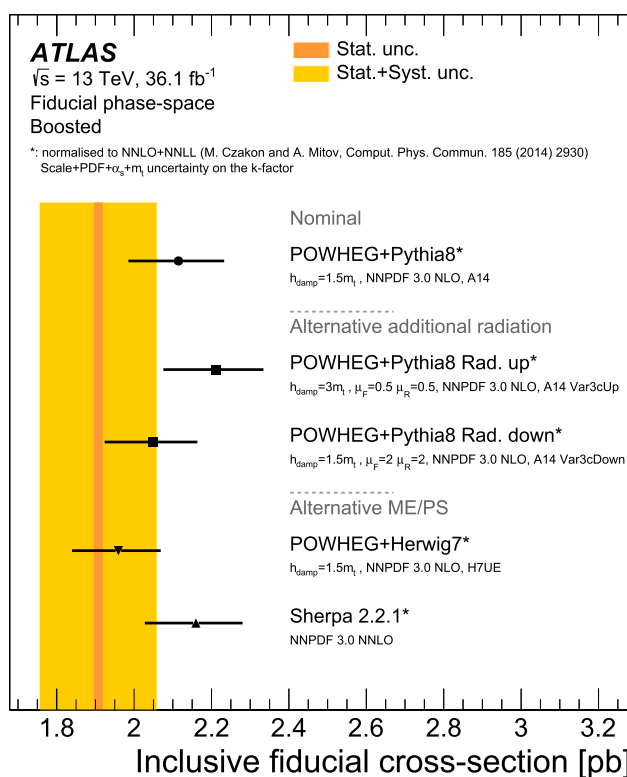
**Table 15** Comparison of the measured particle-level normalised double-differential cross-sections in the boosted topology with the predictions from several MC generators. For each prediction a  $\chi^2$  and a

$p$ -value are calculated using the covariance matrix of the measured spectrum. The NDF is equal to the number of bins in the distribution minus one

Observable	PWG+PY8		PWG+PY8 Rad. Up		PWG+PY8 Rad. Down		PWG+H7		SHERPA 2.2.1	
	$\chi^2$ /NDF	$p$ -value	$\chi^2$ /NDF	$p$ -value	$\chi^2$ /NDF	$p$ -value	$\chi^2$ /NDF	$p$ -value	$\chi^2$ /NDF	$p$ -value
$m^{t\bar{t}}$ vs $N^{\text{extrajets}}$	14.3/12	0.28	30.4/12	< 0.01	28.7/12	< 0.01	5.4/12	0.94	19.1/12	0.09
$p_T^{t\bar{t}}$ vs $N^{\text{extrajets}}$	13.5/10	0.20	43.0/10	< 0.01	41.9/10	< 0.01	13.0/10	0.22	22.7/10	0.01
$m^{t\bar{t}}$ vs $H_T^{t\bar{t}}$	7.3/8	0.51	16.5/8	0.04	15.7/8	0.05	7.1/8	0.53	20.8/8	< 0.01
$m^{t\bar{t}}$ vs $ y^{t\bar{t}} $	4.8/13	0.98	11.5/13	0.57	15.9/13	0.26	5.8/13	0.95	16.4/13	0.23
$m^{t\bar{t}}$ vs $p_T^{t\bar{t}}$	7.8/12	0.80	34.6/12	< 0.01	40.6/12	< 0.01	18.6/12	0.10	18.0/12	0.12
$p_T^{t,\text{had}}$ vs $ y^t $	8.6/9	0.47	12.7/9	0.17	6.5/9	0.69	5.7/9	0.77	12.5/9	0.18
$p_T^{t,\text{had}}$ vs $ y^{t\bar{t}} $	10.0/9	0.35	11.6/9	0.24	8.5/9	0.48	8.9/9	0.45	13.5/9	0.14
$p_T^{t,\text{had}}$ vs $N^{\text{extrajets}}$	16.3/14	0.29	42.6/14	< 0.01	30.3/14	< 0.01	18.6/14	0.18	30.8/14	< 0.01
$p_T^{t,\text{had}}$ vs $m^{t\bar{t}}$	6.9/7	0.44	18.7/7	< 0.01	8.9/7	0.26	4.4/7	0.73	25.6/7	< 0.01
$p_T^{t,\text{had}}$ vs $p_T^{t\bar{t}}$	16.1/13	0.24	50.4/13	< 0.01	63.2/13	< 0.01	26.0/13	0.02	33.9/13	< 0.01

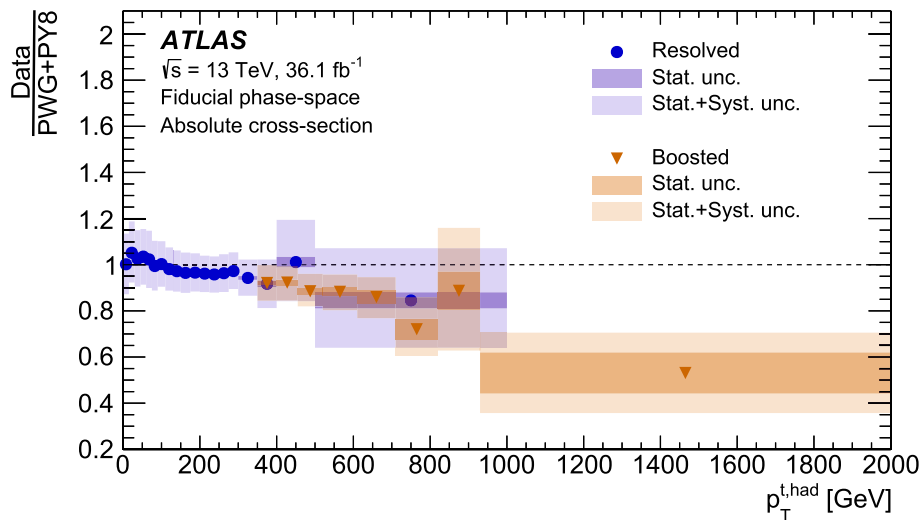
**Table 16** Comparison of the measured particle-level absolute double-differential cross-sections in the boosted topology with the predictions from several MC generators. For each prediction a  $\chi^2$  and a  $p$ -value are calculated using the covariance matrix of the measured spectrum. The NDF is equal to the number of bins in the distribution

Observable	PWG+PY8		PWG+PY8 Rad. Up		PWG+PY8 Rad. Down		PWG+H7		SHERPA 2.2.1	
	$\chi^2$ /NDF	$p$ -value	$\chi^2$ /NDF	$p$ -value	$\chi^2$ /NDF	$p$ -value	$\chi^2$ /NDF	$p$ -value	$\chi^2$ /NDF	$p$ -value
$m^{\tilde{t}\bar{t}}$ vs $N^{\text{extrajets}}$	38.9/13	< 0.01	53.2/13	< 0.01	73.4/13	< 0.01	9.1/13	0.77	35.9/13	< 0.01
$p_T^{\tilde{t}\bar{t}}$ vs $N^{\text{extrajets}}$	41.6/11	< 0.01	86.5/11	< 0.01	102.0/11	< 0.01	25.4/11	< 0.01	45.9/11	< 0.01
$m^{\tilde{t}\bar{t}}$ vs $H_T^{\tilde{t}\bar{t}}$	12.7/9	0.17	17.8/9	0.04	25.3/9	< 0.01	11.8/9	0.22	24.4/9	< 0.01
$m^{\tilde{t}\bar{t}}$ vs $ y^{\tilde{t}\bar{t}} $	18.4/14	0.19	17.3/14	0.24	36.5/14	< 0.01	14.2/14	0.43	22.1/14	0.08
$m^{\tilde{t}\bar{t}}$ vs $p_T^{\tilde{t}\bar{t}}$	15.5/13	0.28	70.1/13	< 0.01	86.4/13	< 0.01	27.8/13	< 0.01	28.8/13	< 0.01
$p_T^{t,\text{had}}$ vs $ y^t $	11.2/10	0.34	15.9/10	0.10	7.3/10	0.70	6.7/10	0.75	15.3/10	0.12
$p_T^{t,\text{had}}$ vs $ y^{t\bar{t}} $	9.7/10	0.47	10.6/10	0.39	8.1/10	0.62	8.5/10	0.58	13.4/10	0.20
$p_T^{t,\text{had}}$ vs $N^{\text{extrajets}}$	35.7/15	< 0.01	74.2/15	< 0.01	61.1/15	< 0.01	22.5/15	0.09	59.6/15	< 0.01
$p_T^{t,\text{had}}$ vs $m^{\tilde{t}\bar{t}}$	14.8/8	0.06	29.8/8	< 0.01	16.4/8	0.04	4.4/8	0.82	32.6/8	< 0.01
$p_T^{t,\text{had}}$ vs $p_T^{\tilde{t}\bar{t}}$	24.6/14	0.04	70.1/14	< 0.01	94.3/14	< 0.01	30.0/14	< 0.01	48.7/14	< 0.01



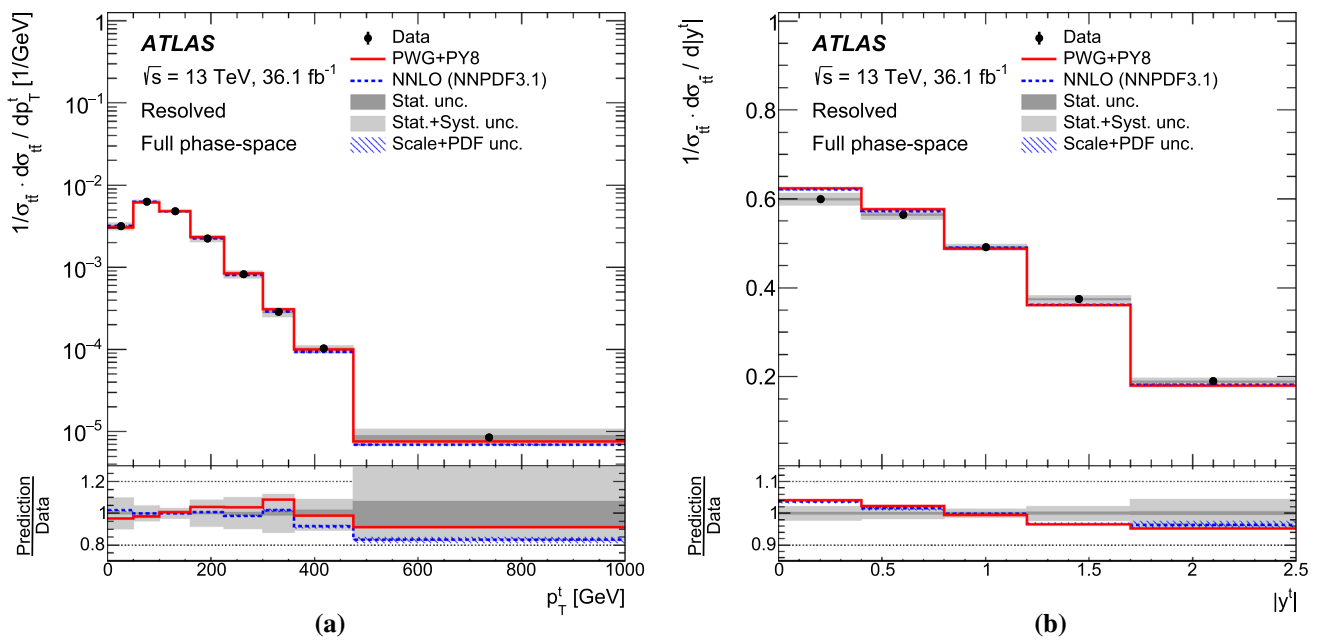
**Fig. 53** Comparison of the measured inclusive fiducial cross-section in the boosted topology with the predictions from several MC generators. The bands represent the statistical and total uncertainty in the data.

The uncertainty on the cross-section predicted by each NLO MC generator only includes the uncertainty (due to PDFs,  $m_t$  and  $\alpha_s$ ) affecting the  $k$ -factor used in the normalisation



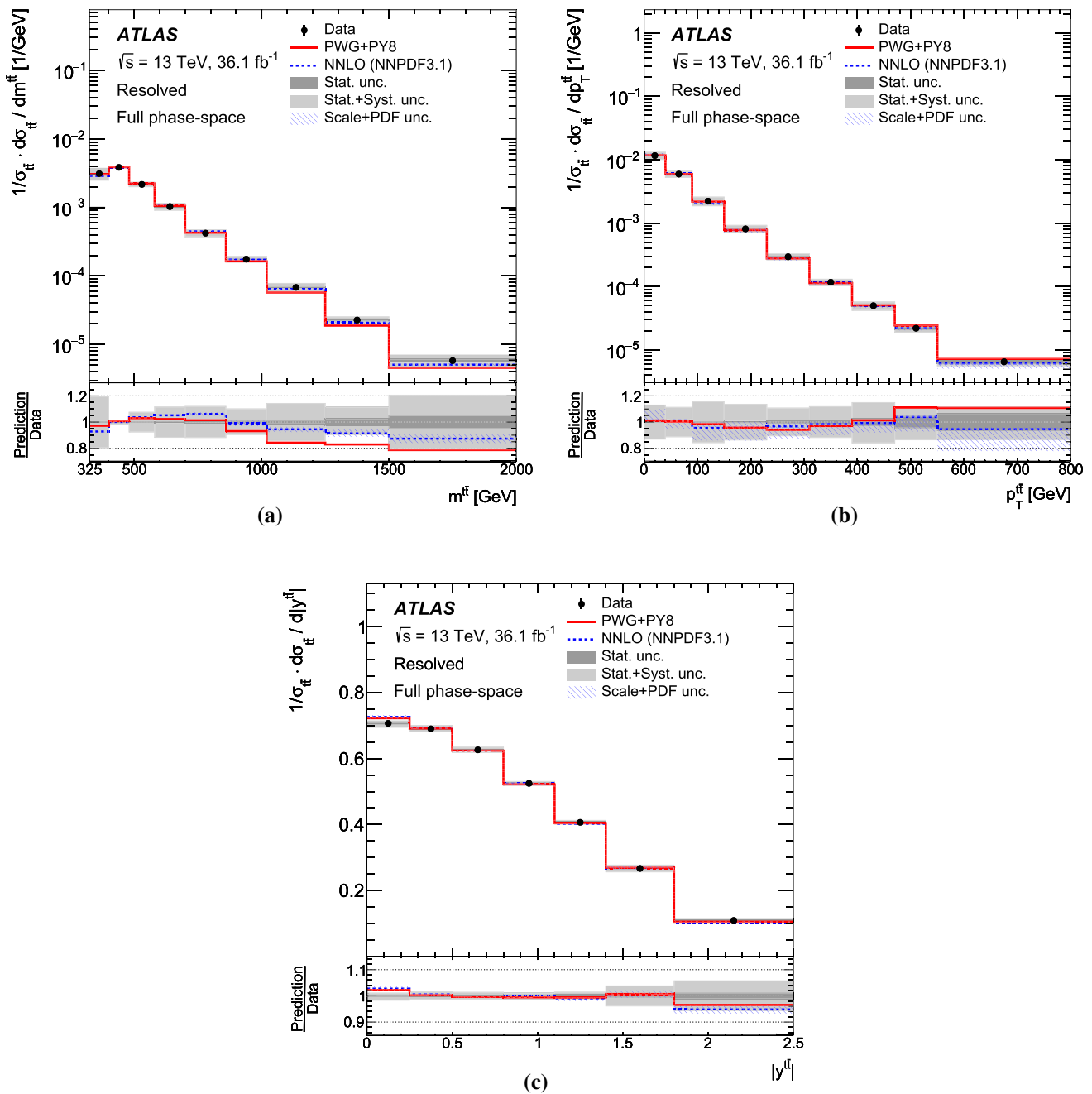
**Fig. 54** The ratios of the measured fiducial phase-space absolute differential cross-sections to the predictions obtained with the POWHEG+PYTHIA8 MC generator in the resolved and boosted topolo-

gies as a function of the transverse momentum of the hadronic top quark. The bands indicate the statistical and total uncertainties of the data in each bin



**Fig. 55** Parton-level normalised differential cross-sections as a function of **a** the  $p_T$  and **b** normalised rapidity of the top in the resolved topology, compared with the NNLO predictions obtained using the NNPDF3.1 NNLO PDF set and the predictions obtained with the POWHEG+PYTHIA8 MC generator. The hatched band represents the total

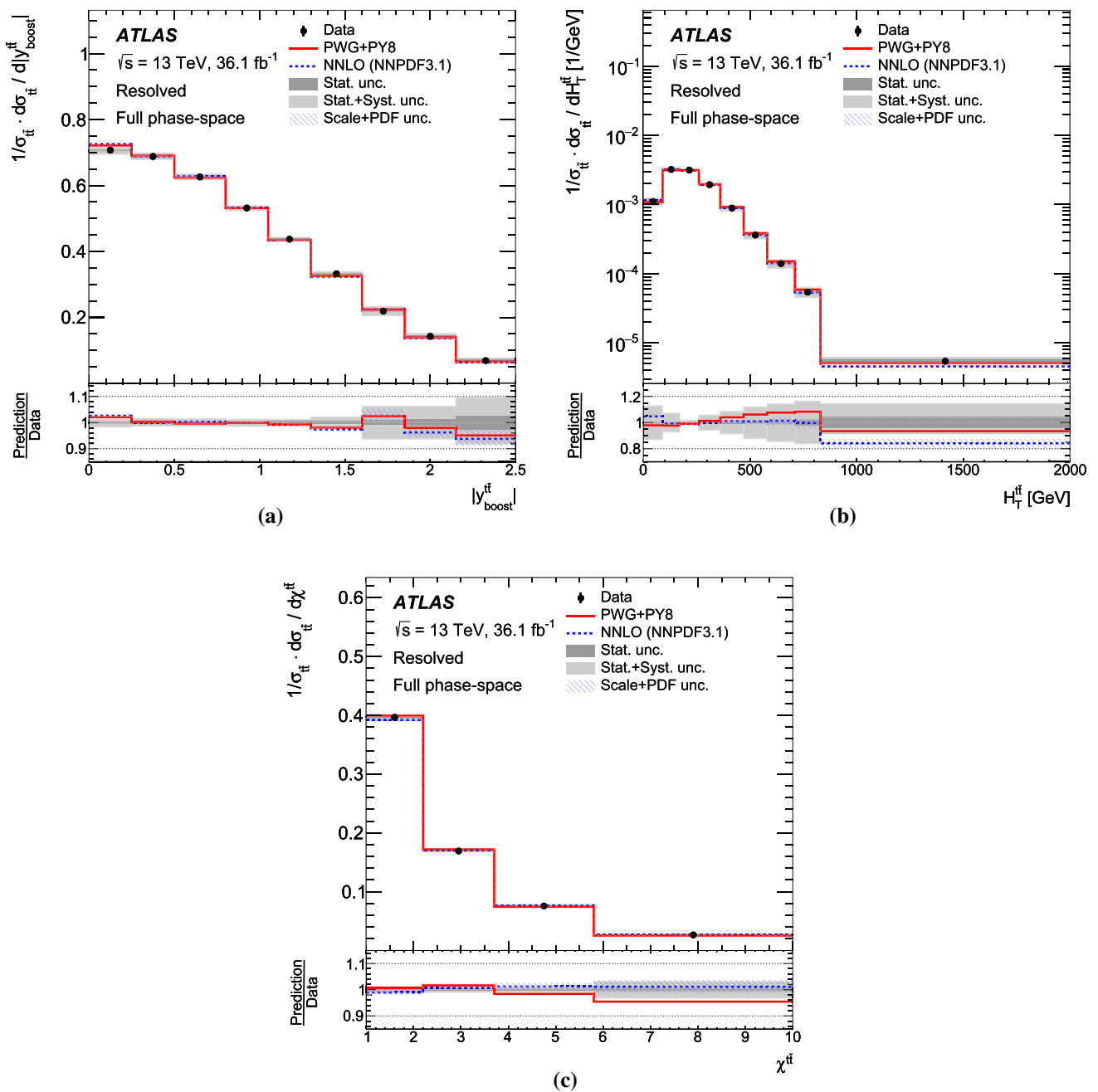
uncertainty in the NNLO prediction. The solid bands represent the statistical and total uncertainty in the data. Data points are placed at the centre of each bin. The lower panel shows the ratios of the predictions to data



**Fig. 56** Parton-level normalised differential cross-sections as a function of **a** the mass, **b**  $p_T$  and **c** absolute value of the rapidity of the  $t\bar{t}$  system in the resolved topology, compared with the NNLO predictions obtained using the NNPDF3.1 NNLO PDF set and the predictions obtained with the POWHEG+PYTHIA8 MC generator. The hatched band

represents the total uncertainty in the NNLO prediction. The solid bands represent the statistical and total uncertainty in the data. Data points are placed at the centre of each bin. The lower panel shows the ratios of the predictions to data





**Fig. 57** Parton-level normalised differential cross-sections as a function of **a**  $|y_{boost}^{tt}|$ , **b**  $H_T^{tt}$  and **c**  $\chi^{tt}$  in the resolved topology, compared with the NNLO predictions obtained using the NNPDF3.1 NNLO PDF set and the predictions obtained with the POWHEG+PYTHIA8 MC gen-

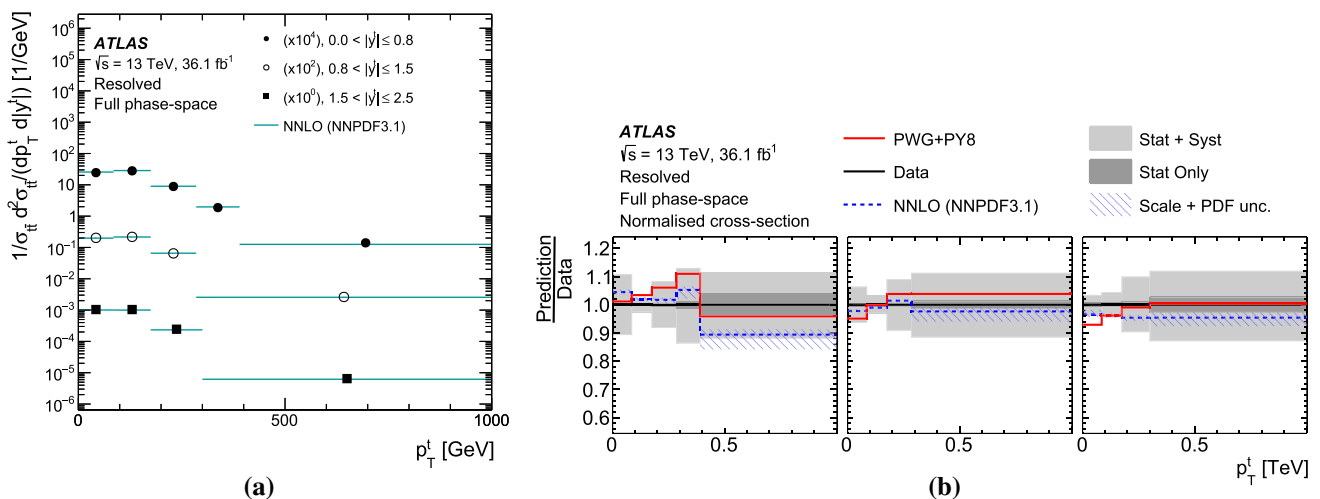
erator. The hatched band represents the total uncertainty in the NNLO prediction. The solid bands represent the statistical and total uncertainty in the data. Data points are placed at the centre of each bin. The lower panel shows the ratios of the predictions to data

**Table 17** Comparison of the measured parton-level normalised single-differential cross-sections in the resolved topology with the predictions from several MC generators. For each prediction a  $\chi^2$  and a  $p$ -value are calculated using the covariance matrix of the measured spectrum. The NDF is equal to the number of bins in the distribution minus one

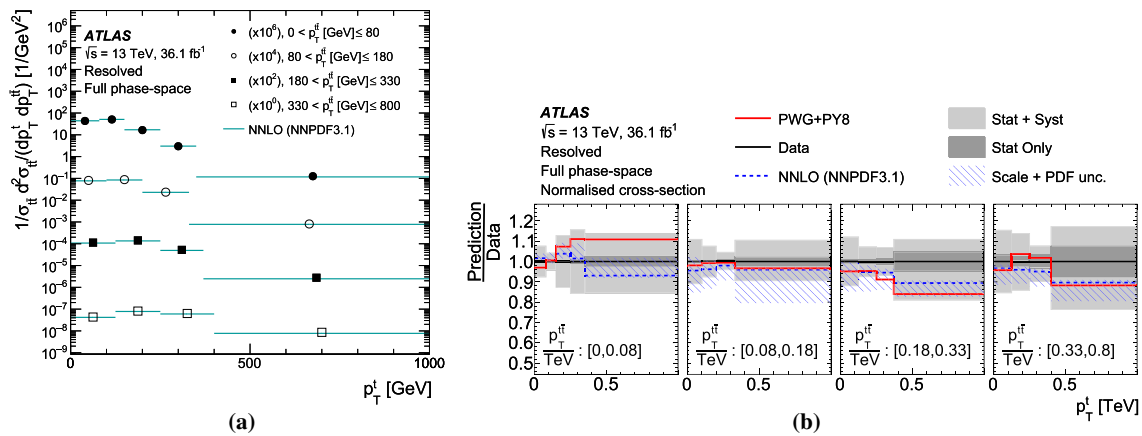
Observable	PWG+PY8		PWG+PY8 Rad. Up		PWG+PY8 Rad. Down		PWG+H7		SHERPA 2.2.1	
	$\chi^2$ /NDF	$p$ -value	$\chi^2$ /NDF	$p$ -value	$\chi^2$ /NDF	$p$ -value	$\chi^2$ /NDF	$p$ -value	$\chi^2$ /NDF	$p$ -value
$H_T^{t\bar{t}}$	3.8/8	0.88	2.9/8	0.94	4.0/8	0.86	2.1/8	0.98	10.1/8	0.26
$ y_{\text{boost}}^{t\bar{t}} $	4.9/8	0.77	5.3/8	0.73	5.1/8	0.74	4.8/8	0.78	5.6/8	0.70
$\chi^{t\bar{t}}$	9.7/3	0.02	4.2/3	0.24	20.9/3	< 0.01	5.8/3	0.12	19.1/3	< 0.01
$ y^t $	9.4/4	0.05	8.8/4	0.07	10.3/4	0.03	8.4/4	0.08	9.8/4	0.04
$p_T^t$	6.4/7	0.49	5.8/7	0.56	6.8/7	0.45	4.7/7	0.69	7.6/7	0.37
$ y^{t\bar{t}} $	4.1/6	0.67	4.5/6	0.61	4.3/6	0.63	4.1/6	0.66	4.4/6	0.62
$m^{t\bar{t}}$	32.1/8	< 0.01	26.7/8	< 0.01	37.6/8	< 0.01	29.6/8	< 0.01	17.1/8	0.03
$p_T^{t\bar{t}}$	7.8/8	0.45	41.7/8	< 0.01	25.0/8	< 0.01	11.9/8	0.15	22.1/8	< 0.01

**Table 18** Comparison of the measured parton-level absolute single-differential cross-sections in the resolved topology with the predictions from several MC generators. For each prediction a  $\chi^2$  and a  $p$ -value are calculated using the covariance matrix of the measured spectrum. The NDF is equal to the number of bins in the distribution

Observable	PWG+PY8		PWG+PY8 Rad. Up		PWG+PY8 Rad. Down		PWG+H7		SHERPA 2.2.1	
	$\chi^2$ /NDF	$p$ -value	$\chi^2$ /NDF	$p$ -value	$\chi^2$ /NDF	$p$ -value	$\chi^2$ /NDF	$p$ -value	$\chi^2$ /NDF	$p$ -value
$H_T^{t\bar{t}}$	9.9/9	0.36	10.1/9	0.34	9.9/9	0.36	6.7/9	0.67	19.6/9	0.02
$ y_{\text{boost}}^{t\bar{t}} $	5.9/9	0.75	6.4/9	0.70	6.2/9	0.72	5.8/9	0.76	6.4/9	0.70
$\chi^{t\bar{t}}$	10.7/4	0.03	4.5/4	0.34	23.6/4	< 0.01	6.3/4	0.18	22.1/4	< 0.01
$ y^t $	10.8/5	0.06	10.0/5	0.08	12.2/5	0.03	9.5/5	0.09	10.9/5	0.05
$p_T^t$	9.9/8	0.27	8.8/8	0.36	10.8/8	0.21	8.2/8	0.42	11.9/8	0.15
$ y^{t\bar{t}} $	5.0/7	0.66	5.5/7	0.60	5.2/7	0.63	4.9/7	0.67	5.2/7	0.63
$m^{t\bar{t}}$	29.1/9	< 0.01	22.9/9	< 0.01	36.8/9	< 0.01	25.6/9	< 0.01	15.4/9	0.08
$p_T^{t\bar{t}}$	8.6/9	0.47	42.4/9	< 0.01	24.3/9	< 0.01	14.1/9	0.12	20.6/9	0.01

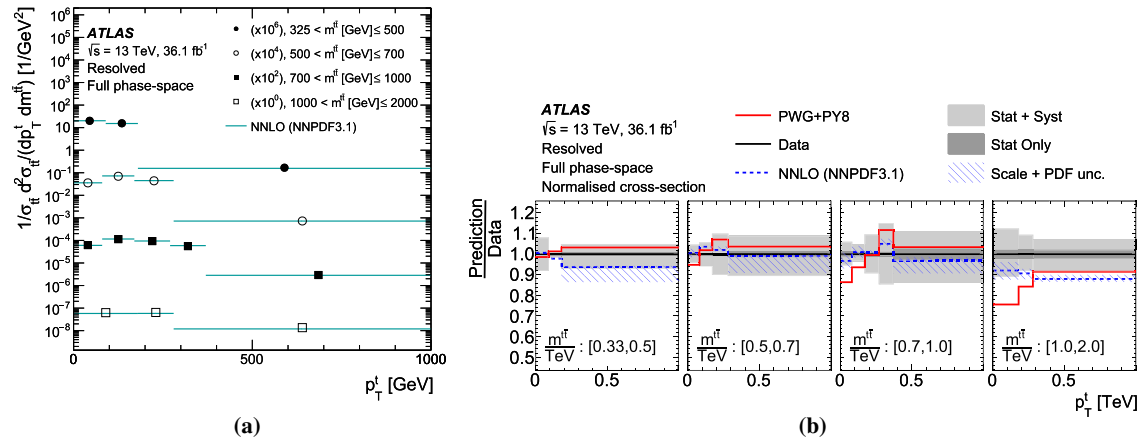


**Fig. 58** **a** Parton-level normalised differential cross-section as a function of  $p_T^t$  in bins of  $|y^t|$  in the resolved topology compared with the NNLO prediction obtained using the NNPDF3.1 NNLO PDF set. Data points are placed at the centre of each bin. **b** The ratio of the measured cross-section to the NNLO prediction and the prediction obtained with the POWHEG+PYTHIA8 MC generator. The hatched band represents the total uncertainty in the NNLO prediction. The solid bands represent the statistical and total uncertainty in the data



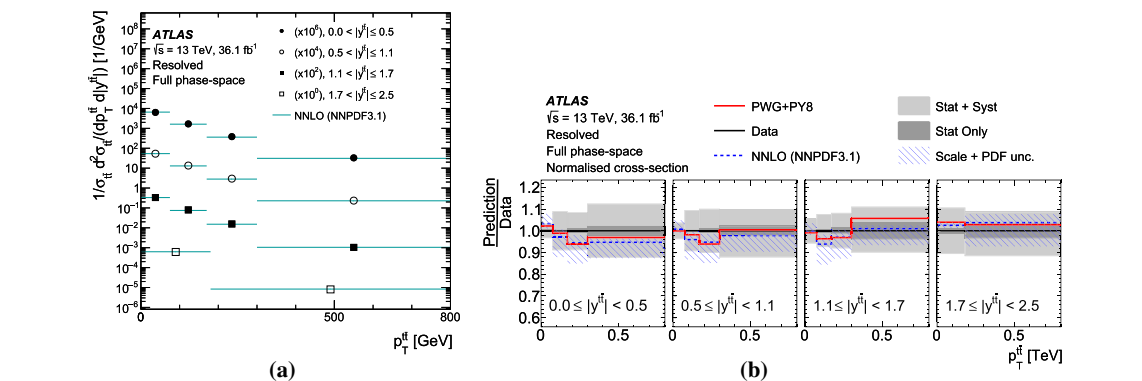
**Fig. 59** **a** Parton-level normalised differential cross-section as a function of  $p_T^l$  in bins of  $p_T^l$  in the resolved topology compared with the NNLO prediction obtained using the NNPDF3.1 NNLO PDF set. Data points are placed at the centre of each bin. **b** The ratio of the measured

cross-section to the NNLO prediction and the prediction obtained with the POWHEG+PYTHIA8 MC generator. The hatched band represents the total uncertainty in the NNLO prediction. The solid bands represent the statistical and total uncertainty in the data



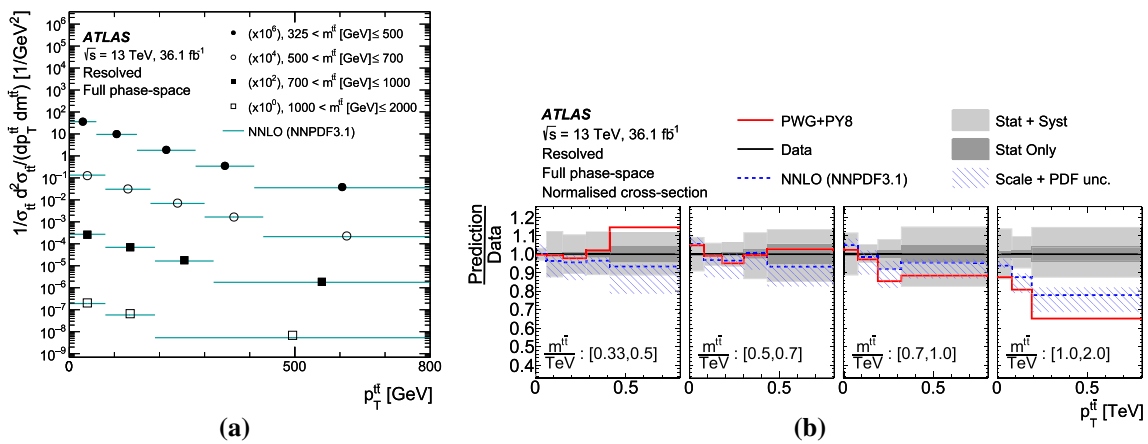
**Fig. 60** **a** Parton-level normalised differential cross-section as a function of  $p_T^l$  in bins of  $m^{II}$  in the resolved topology compared with the NNLO prediction obtained using the NNPDF3.1 NNLO PDF set. Data points are placed at the centre of each bin. **b** The ratio of the measured

cross-section to the NNLO prediction and the prediction obtained with the POWHEG+PYTHIA8 MC generator. The hatched band represents the total uncertainty in the NNLO prediction. The solid bands represent the statistical and total uncertainty in the data



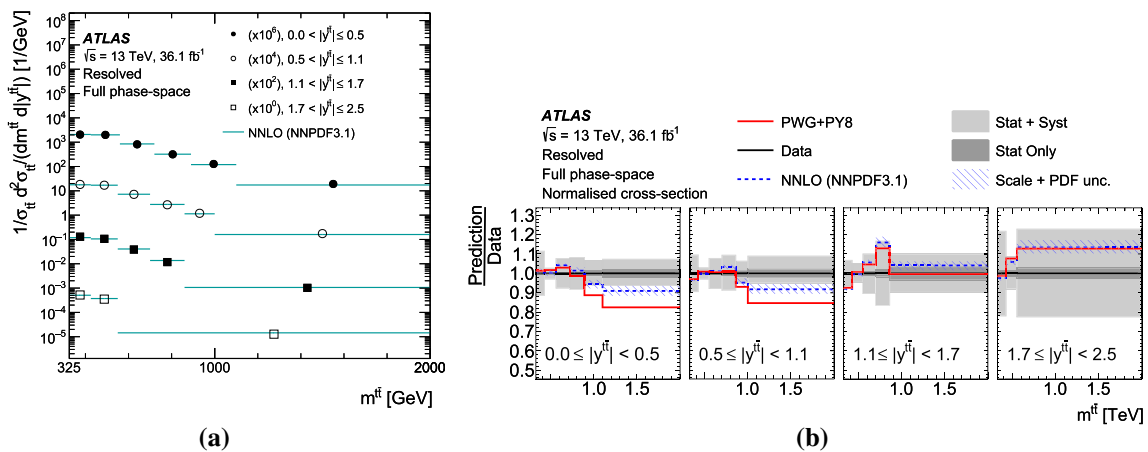
**Fig. 61** **a** Parton-level normalised differential cross-section as a function of  $p_T^l$  in bins of  $|y^{II}|$  in the resolved topology compared with the NNLO prediction obtained using the NNPDF3.1 NNLO PDF set. Data points are placed at the centre of each bin. **b** The ratio of the measured

cross-section to the NNLO prediction and the prediction obtained with the POWHEG+PYTHIA8 MC generator. The hatched band represents the total uncertainty in the NNLO prediction. The solid bands represent the statistical and total uncertainty in the data



**Fig. 62** **a** Parton-level normalised differential cross-section as a function of  $p_T^{t\bar{t}}$  in bins of  $m^{t\bar{t}}$  in the resolved topology compared with the NNLO prediction obtained using the NNPDF3.1 NNLO PDF set. Data points are placed at the centre of each bin. **b** The ratio of the measured

cross-section to the NNLO prediction and the prediction obtained with the POWHEG+PYTHIA8 MC generator. The hatched band represents the total uncertainty in the NNLO prediction. The solid bands represent the statistical and total uncertainty in the data



**Fig. 63** **a** Parton-level normalised differential cross-section as a function of  $m^{t\bar{t}}$  in bins of  $|y^{t\bar{t}}|$  in the resolved topology compared with the NNLO prediction obtained using the NNPDF3.1 NNLO PDF set. Data points are placed at the centre of each bin. **b** The ratio of the measured

cross-section to the NNLO prediction and the prediction obtained with the POWHEG+PYTHIA8 MC generator. The hatched band represents the total uncertainty in the NNLO prediction. The solid bands represent the statistical and total uncertainty in the data

**Table 19** Comparison of the measured parton-level normalised single-differential in the resolved topology cross-sections with the NNLO predictions and the nominal POWHEG+PYTHIA8 predictions. For each prediction a  $\chi^2$  and a  $p$ -value are calculated using the covariance matrix of the measured spectrum. The NDF is equal to the number of bins in the distribution minus one

Observable	NNPDF31 NNLO		PWG+PY8	
	$\chi^2/\text{NDF}$	$p$ -value	$\chi^2/\text{NDF}$	$p$ -value
$H_T^{t\bar{t}}$	5.0/8	0.76	3.8/8	0.88
$ y_{\text{boost}}^{t\bar{t}} $	8.60/8	0.38	4.9/8	0.77
$\chi^{t\bar{t}}$	2.40/3	0.50	9.7/3	0.02
$ y^{t,\text{had}} $	8.20/4	0.09	9.4/4	0.05
$p_T^t$	6.30/7	0.51	6.4/7	0.49
$ y^{t\bar{t}} $	6.10/6	0.41	4.1/6	0.67
$m^{t\bar{t}}$	17.20/8	0.03	32.1/8	< 0.01
$p_T^{t\bar{t}}$	3.70/8	0.88	7.8/8	0.45

**Table 20** Comparison of the measured parton-level absolute single-differential in the resolved topology cross-sections with the NNLO predictions and the nominal POWHEG+PYTHIA8 predictions. For each prediction a  $\chi^2$  and a  $p$ -value are calculated using the covariance matrix of the measured spectrum. The NDF is equal to the number of bins in the distribution

Observable	NNPDF31 NNLO		PWG+PY8	
	$\chi^2$ /NDF	$p$ -value	$\chi^2$ /NDF	$p$ -value
$H_T^{t\bar{t}}$	10.4/9	0.32	9.9/9	0.36
$ y^{t\bar{t}}_{\text{boost}} $	10.9/9	0.28	5.9/9	0.75
$\chi^{t\bar{t}}$	2.6/4	0.63	10.7/4	0.03
$ y^{t,\text{had}} $	9.5/5	0.09	10.8/5	0.06
$p_T^t$	7.8/8	0.45	9.9/8	0.27
$ y^{t\bar{t}} $	7.2/7	0.41	5.0/7	0.66
$m^{t\bar{t}}$	14.0/9	0.12	29.1/9	< 0.01
$p_T^{t\bar{t}}$	4.9/9	0.84	8.6/9	0.47

**Table 21** Comparison of the measured parton-level normalised double-differential cross-sections in the resolved topology with the predictions from several MC generators. For each prediction a  $\chi^2$  and a  $p$ -value are

calculated using the covariance matrix of the measured spectrum. The NDF is equal to the number of bins in the distribution minus one

Observable	PWG+PY8		PWG+PY8 Rad. Up		PWG+PY8 Rad. Down		PWG+H7		SHERPA 2.2.1	
	$\chi^2$ /NDF	$p$ -value	$\chi^2$ /NDF	$p$ -value	$\chi^2$ /NDF	$p$ -value	$\chi^2$ /NDF	$p$ -value	$\chi^2$ /NDF	$p$ -value
$ y^t $ vs $p_T^t$	30.9/12	< 0.01	30.2/12	< 0.01	34.7/12	< 0.01	22.9/12	0.03	44.3/12	< 0.01
$ y^{t\bar{t}} $ vs $m^{t\bar{t}}$	51.8/19	< 0.01	47.0/19	< 0.01	56.6/19	< 0.01	49.4/19	< 0.01	41.4/19	< 0.01
$ y^{t\bar{t}} $ vs $p_T^{t\bar{t}}$	17.6/13	0.17	61.8/13	< 0.01	32.4/13	< 0.01	28.3/13	< 0.01	39.5/13	< 0.01
$m^{t\bar{t}}$ vs $p_T^t$	64.6/14	< 0.01	118.0/14	< 0.01	129.0/14	< 0.01	60.9/14	< 0.01	63.4/14	< 0.01
$m^{t\bar{t}}$ vs $p_T^{t\bar{t}}$	62.6/16	< 0.01	163.0/16	< 0.01	82.1/16	< 0.01	66.4/16	< 0.01	118.0/16	< 0.01
$p_T^{t\bar{t}}$ vs $p_T^t$	37.4/16	< 0.01	87.1/16	< 0.01	95.0/16	< 0.01	50.7/16	< 0.01	47.2/16	< 0.01

**Table 22** Comparison of the measured parton-level absolute double-differential cross-sections in the resolved topology with the predictions from several MC generators. For each prediction a  $\chi^2$  and a  $p$ -value are

calculated using the covariance matrix of the measured spectrum. The NDF is equal to the number of bins in the distribution

Observable	PWG+PY8		PWG+PY8 Rad. Up		PWG+PY8 Rad. Down		PWG+H7		SHERPA 2.2.1	
	$\chi^2$ /NDF	$p$ -value	$\chi^2$ /NDF	$p$ -value	$\chi^2$ /NDF	$p$ -value	$\chi^2$ /NDF	$p$ -value	$\chi^2$ /NDF	$p$ -value
$ y^t $ vs $p_T^t$	33.2/13	< 0.01	32.4/13	< 0.01	37.3/13	< 0.01	24.5/13	0.03	48.5/13	< 0.01
$ y^{t\bar{t}} $ vs $m^{t\bar{t}}$	55.6/20	< 0.01	50.4/20	< 0.01	61.3/20	< 0.01	52.9/20	< 0.01	44.6/20	< 0.01
$ y^{t\bar{t}} $ vs $p_T^{t\bar{t}}$	18.8/14	0.17	67.1/14	< 0.01	35.1/14	< 0.01	30.2/14	< 0.01	42.9/14	< 0.01
$m^{t\bar{t}}$ vs $p_T^t$	70.5/15	< 0.01	126.0/15	< 0.01	138.0/15	< 0.01	65.5/15	< 0.01	73.3/15	< 0.01
$m^{t\bar{t}}$ vs $p_T^{t\bar{t}}$	69.8/17	< 0.01	174.0/17	< 0.01	89.5/17	< 0.01	75.5/17	< 0.01	128.0/17	< 0.01
$p_T^{t\bar{t}}$ vs $p_T^t$	44.2/17	< 0.01	92.7/17	< 0.01	112.0/17	< 0.01	57.6/17	< 0.01	51.4/17	< 0.01

**Table 23** Comparison of the measured parton-level normalised double-differential cross-sections in the resolved topology with the NNLO predictions and the nominal POWHEG+PYTHIA8 predictions. For each pre-

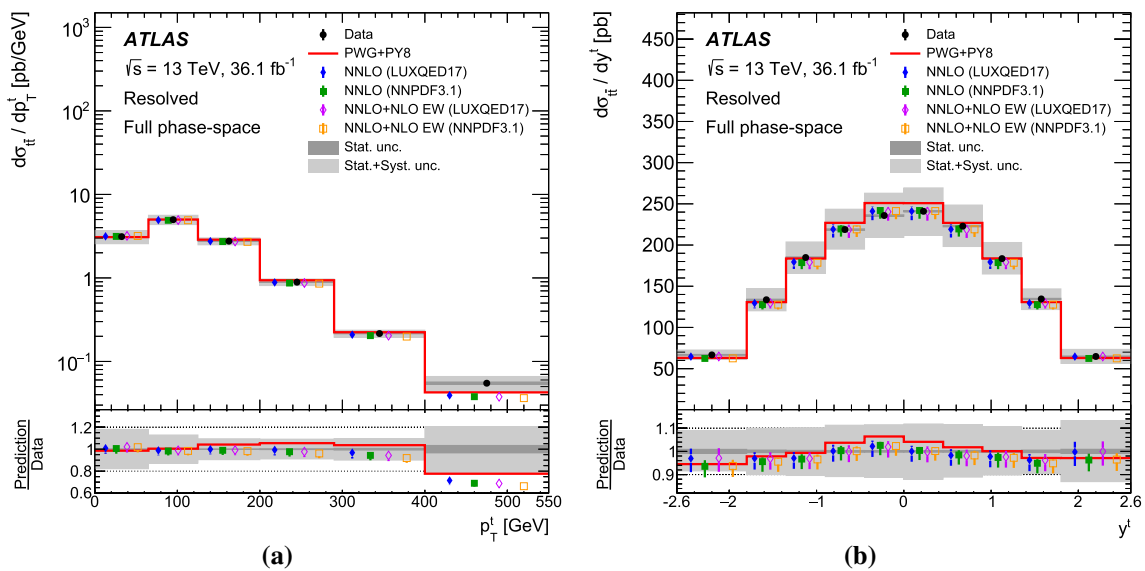
diction a  $\chi^2$  and a  $p$ -value are calculated using the covariance matrix of the measured spectrum. The NDF is equal to the number of bins in the distribution minus one

Observable	NNPDF31 NNLO		PWG+PY8	
	$\chi^2/\text{NDF}$	$p$ -value	$\chi^2/\text{NDF}$	$p$ -value
$ y^t $ vs $p_T^t$	25.4/12	0.01	30.9/12	< 0.01
$ y^{t\bar{t}} $ vs $m^{t\bar{t}}$	39.9/19	< 0.01	51.8/19	< 0.01
$ y^{t\bar{t}} $ vs $p_T^{t\bar{t}}$	15.9/13	0.26	17.6/13	0.17
$m^{t\bar{t}}$ vs $p_T^t$	55.7/14	< 0.01	64.4/14	< 0.01
$m^{t\bar{t}}$ vs $p_T^{t\bar{t}}$	40.6/16	< 0.01	62.6/16	< 0.01
$p_T^{t\bar{t}}$ vs $p_T^{t,\text{had}}$	22.2/16	0.14	37.4/16	< 0.01

**Table 24** Comparison of the measured parton-level absolute double-differential cross-sections in the resolved topology with the NNLO predictions and the nominal POWHEG+PYTHIA8 predictions. For each pre-

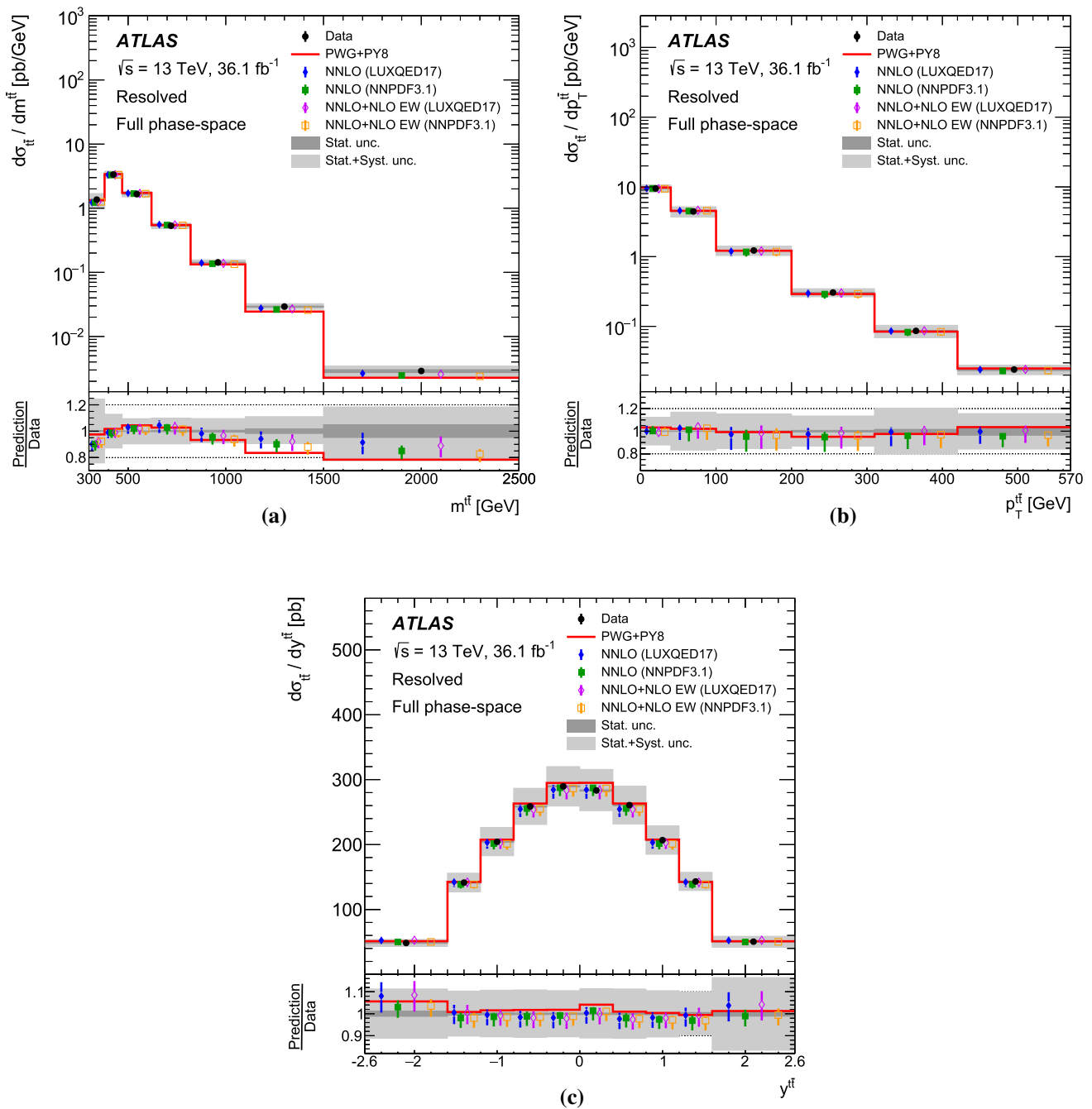
diction a  $\chi^2$  and a  $p$ -value are calculated using the covariance matrix of the measured spectrum. The NDF is equal to the number of bins in the distribution

Observable	NNPDF31 NNLO		PWG+PY8	
	$\chi^2/\text{NDF}$	$p$ -value	$\chi^2/\text{NDF}$	$p$ -value
$ y^t $ vs $p_T^t$	26.8/13	0.01	33.2/13	< 0.01
$ y^{t\bar{t}} $ vs $m^{t\bar{t}}$	43.7/20	< 0.01	55.6/20	< 0.01
$ y^{t\bar{t}} $ vs $p_T^{t\bar{t}}$	17.1/14	0.17	18.8/14	0.17
$m^{t\bar{t}}$ vs $p_T^t$	60.7/15	< 0.01	70.5/15	< 0.01
$m^{t\bar{t}}$ vs $p_T^{t\bar{t}}$	47.4/17	< 0.01	69.8/17	< 0.01
$p_T^{t\bar{t}}$ vs $p_T^{t,\text{had}}$	25.6/17	0.08	44.2/17	< 0.01



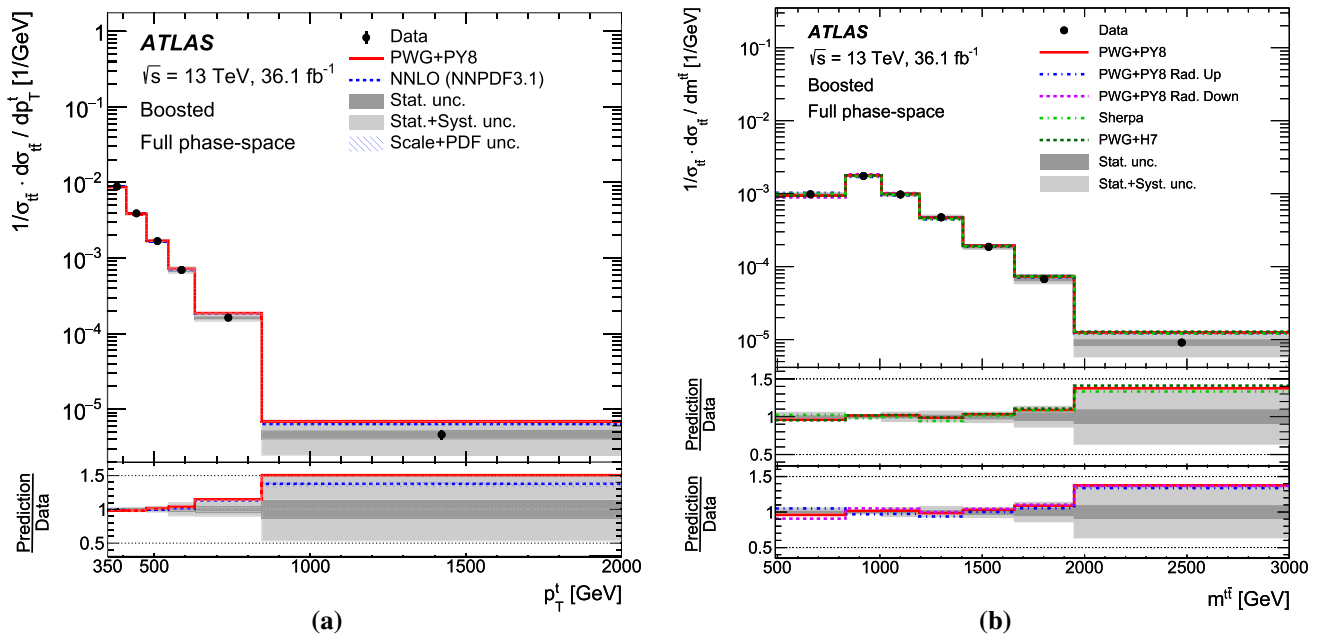
**Fig. 64** Parton-level absolute differential cross-sections as a function of **a**  $p_T^t$  and **b**  $y^t$  in the resolved topology. The results are compared with NNLO QCD and NNLO QCD+NLO EW theoretical calculations using the NNPDF3.1 and LUXQED17 PDF sets. The vertical bars on each marker represents the total uncertainty in the prediction. The solid

line is the nominal NLO POWHEG+PYTHIA8 prediction. The bands represent the statistical and total uncertainty in the data. Data points are placed at the centre of each bin. The lower panel shows the ratios of the predictions to data. The binning adopted in these distributions is the same used in a recent measurement from the CMS collaboration [21]



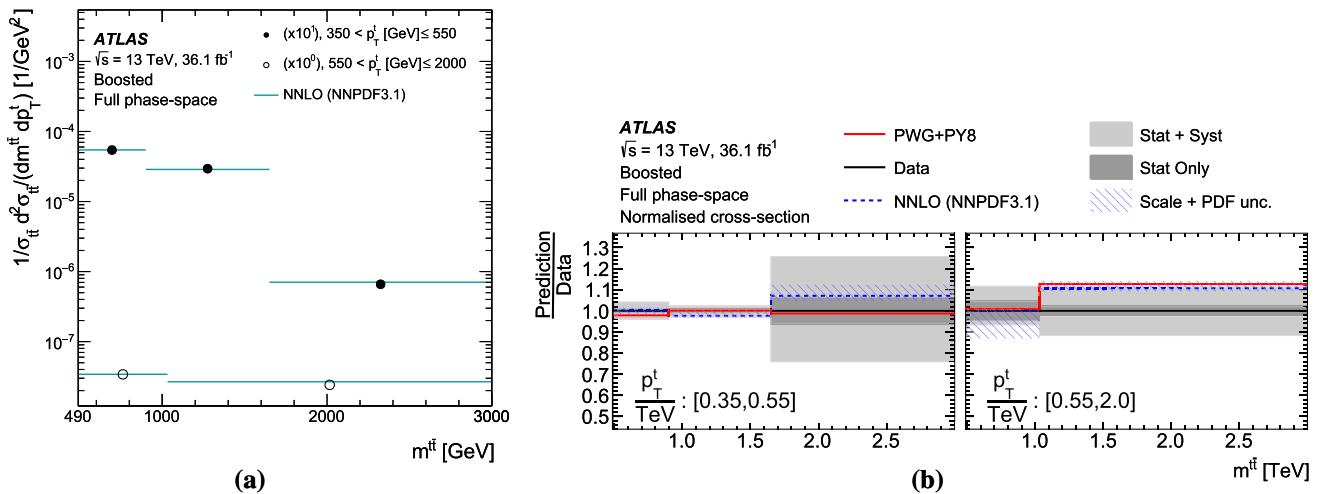
**Fig. 65** Parton-level absolute differential cross-sections as a function of **a**  $m_{tt}$ , **b**  $p_T^{tt}$  and **c**  $y^{tt}$  in the resolved topology. The results are compared with NNLO QCD and NNLO QCD+NLO EW theoretical calculations using the NNPDF3.1 and LUXQED17 PDF sets. The vertical bars on each marker represents the total uncertainty in the prediction. The

solid line is the nominal NLO POWHEG+PYTHIA8 prediction. The bands represent the statistical and total uncertainty in the data. Data points are placed at the centre of each bin. The lower panel shows the ratios of the predictions to data. The binning adopted in these distributions is the same used in a recent measurement from the CMS collaboration [21]



**Fig. 66** **a** Parton-level normalised differential cross-section as a function of  $p_T^t$  in the boosted topology, compared with the NNLO predictions obtained using the NNPDF3.1 NNLO PDF set and the predictions obtained with the POWHEG+PYTHIA8 MC generator. The hatched band represents the total uncertainty in the NNLO prediction. **b** Parton-level

normalised differential cross-section as a function of  $m^{t\bar{t}}$  in the boosted topology, compared with predictions obtained with different MC generators. The bands represent the statistical and total uncertainty in the data. Data points are placed at the centre of each bin. The lower panel shows the ratios of the predictions to data



**Fig. 67** **a** Parton-level normalised differential cross-section as a function of  $m^{t\bar{t}}$  in bins of  $p_T^t$  in the boosted topology compared with the NNLO prediction obtained using the NNPDF3.1 NNLO PDF set. Data points are placed at the centre of each bin. **b** The ratio of the measured

cross-section to the NNLO prediction and the prediction obtained with the POWHEG+PYTHIA8 MC generator. The hatched band represents the total uncertainty in the NNLO prediction. The bands represent the statistical and total uncertainty in the data



The inclusive parton-level cross-section measured in the boosted topology is shown in Fig. 68, where it is compared with the MC predictions previously described and the NNLO calculation. The total cross-section predicted by each NLO MC generator is normalised to the NNLO + NNLL prediction as quoted in Ref. [55] and the corresponding uncertainty only includes the uncertainty affecting the  $k$ -factor used in the normalisation. Since the parton-level definition in the boosted topology doesn't cover the full phase space, the inclusive cross-section predicted is different for each generator and differs from the normalisation value described in Sect. 3. The prediction given by the NNLO calculation shows better agreement with the measured inclusive cross-section, while several NLO predictions overestimate data.

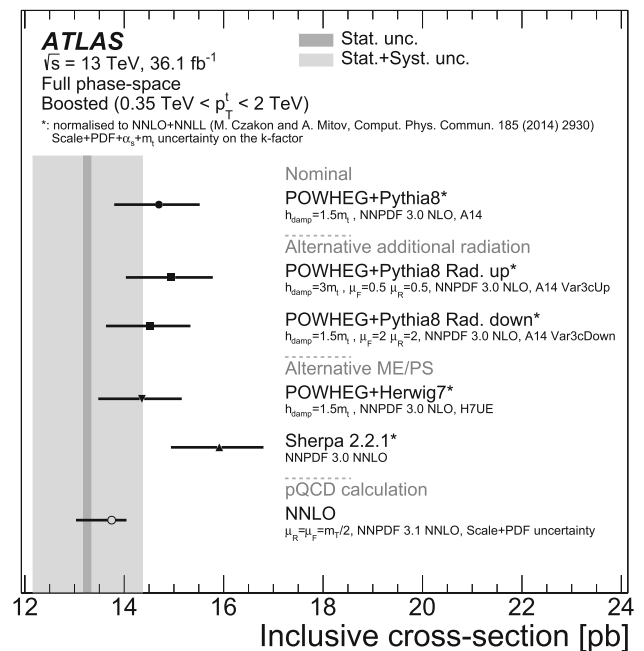
The measured single- and double-differential cross-sections are compared with the fixed-order NNLO pQCD predictions, obtained using the same parameter settings already described for the resolved topology, and with the POWHEG+PYTHIA8 NLO + PS parton-level predictions. A trend is observed in the agreement between the predictions and the measured single-differential cross-sections in the high  $p_T^t$  and  $m^{t\bar{t}}$  regions, where both the NLO + PS and NNLO (when available) predictions lie at the edge of the uncertainty band. Both the predictions, however, give a good description of the double-differential cross-section as a function of  $m^{t\bar{t}}$  in bins of  $p_T^t$ .

Tables 25 and 26 and Tables 27 and 28 show the quantitative comparisons among the parton-level results and the Monte Carlo and NNLO predictions. The normalised and absolute single- and double-differential cross-sections are shown.

Unlike the particle-level measurements, at parton level the definition of the top-quark observables is identical between the resolved and boosted topologies. This allows a direct comparison to be made between the measured differential cross-sections as a function of the  $p_T$  of the top quark in the two topologies, shown in Fig. 69. The two measurements are consistent in the overlap region.

## 11 Conclusion

Single- and double-differential cross-sections for the production of top-quark pairs are measured in the  $\ell$ +jets channel at particle and parton level, in the resolved and boosted topologies, using data from  $pp$  collisions at  $\sqrt{s} = 13$  TeV collected in 2015 and 2016 by the ATLAS detector at the CERN Large Hadron Collider and corresponding to an integrated luminosity of  $36.1 \text{ fb}^{-1}$ . The differential cross-sections are presented as a function of the main kinematic variables of the  $t\bar{t}$  system, jet multiplicities and observables sensitive to extra QCD radiation and PDFs.



**Fig. 68** Comparison of the measured inclusive parton-level cross-section in the boosted topology with the predictions from several MC generators and the NNLO prediction obtained using the NNPDF3.1 NNLO PDF set. The uncertainties associated to the NNLO prediction have been calculated starting from the scale and PDF uncertainties associated to the NNLO prediction of the differential cross-section as a function of  $p_T^t$ . The uncertainty on the cross-section predicted by each NLO MC generator only includes the uncertainty (due to PDFs,  $m_t$  and  $\alpha_s$ ) affecting the  $k$ -factor used in the normalisation. The bands represent the statistical and total uncertainty in the data

The particle-level measurements are compared with NLO+PS MC predictions as implemented in state-of-the-art MC generators. At the particle level, the predictions agree with the single-differential measurements over a wide kinematic region for both the resolved and boosted topologies, although poorer modelling is observed in specific regions of the probed phase-space. In the boosted topology, which is focused in the region where the hadronic top quark is produced with high  $p_T$ , a disagreement between the measured inclusive cross-section and several predictions is observed. Overall, the NLO+PS MC generators show poorer modelling of the double-differential distributions and no combination that includes  $p_T^t$  can be described by the generators in the resolved topology. Overall, the POWHEG+PYTHIA8 and, in the boosted topology, POWHEG+HERWIG7 are the two generators able to give a good prediction of the largest fraction of the probed variables. The measurements show high sensitivity to the different aspects of the predictions of the MC generators and are hence relevant for the tuning of the MC generators and will contribute to improving the description of the  $t\bar{t}$  final state and to reducing the systematic uncertainties related to top-quark modelling.

**Table 25** Comparison of the measured parton-level normalised differential cross-sections in the boosted topology with the predictions from several MC generators. For each prediction a  $\chi^2$  and a  $p$ -value are

Observable	PWG+PY8		PWG+PY8 Rad. Up		PWG+PY8 Rad. Down		PWG+H7		SHERPA 2.2.1	
	$\chi^2$ /NDF	$p$ -value	$\chi^2$ /NDF	$p$ -value	$\chi^2$ /NDF	$p$ -value	$\chi^2$ /NDF	$p$ -value	$\chi^2$ /NDF	$p$ -value
$m^{t\bar{t}}$ vs $p_T^t$	0.5/4	0.97	11.6/4	0.02	4.9/4	0.30	0.7/4	0.95	9.0/4	0.06
$p_T^t$	4.9/5	0.43	6.9/5	0.23	5.0/5	0.41	4.6/5	0.46	10.4/5	0.07
$m^{t\bar{t}}$	4.3/6	0.64	7.5/6	0.28	19.2/6	< 0.01	5.4/6	0.49	5.0/6	0.55

calculated using the covariance matrix of the measured spectrum. The NDF is equal to the number of bins in the distribution minus one

**Table 26** Comparison of the measured parton-level absolute differential cross-sections in the boosted topology with the predictions from several MC generators. For each prediction a  $\chi^2$  and a  $p$ -value are

Observable	PWG+PY8		PWG+PY8 Rad. Up		PWG+PY8 Rad. Down		PWG+H7		SHERPA 2.2.1	
	$\chi^2$ /NDF	$p$ -value	$\chi^2$ /NDF	$p$ -value	$\chi^2$ /NDF	$p$ -value	$\chi^2$ /NDF	$p$ -value	$\chi^2$ /NDF	$p$ -value
$m^{t\bar{t}}$ vs $p_T^t$	6.2/5	0.29	29.6/5	< 0.01	18.7/5	< 0.01	3.9/5	0.56	41.5/5	< 0.01
$p_T^t$	4.7/6	0.58	6.2/6	0.41	5.8/6	0.45	4.1/6	0.67	9.7/6	0.14
$m^{t\bar{t}}$	5.9/7	0.55	18.8/7	< 0.01	18.5/7	< 0.01	6.0/7	0.54	23.8/7	< 0.01

calculated using the covariance matrix of the measured spectrum. The NDF is equal to the number of bins in the distribution

**Table 27** Comparison of the measured parton-level normalised differential cross-sections in the boosted topology with the NNLO predictions and the nominal POWHEG+PYTHIA8 predictions. For each prediction a  $\chi^2$  and a  $p$ -value are calculated using the covariance matrix of the measured spectrum. The NDF is equal to the number of bins in the distribution minus one

Observable	NNPDF3.1 NNLO		PWG+PY8	
	$\chi^2$ /NDF	$p$ -value	$\chi^2$ /NDF	$p$ -value
$m^{t\bar{t}}$ vs $p_T^t$	6.2/4	0.18	0.5/4	0.97
$p_T^t$	4.8/5	0.44	4.9/5	0.43

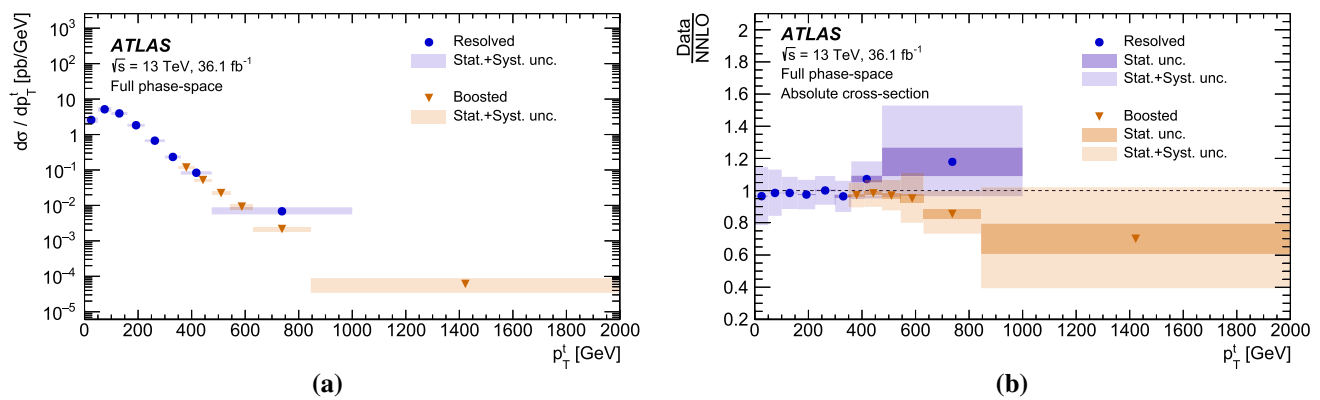
**Table 28** Comparison of the measured parton-level absolute differential cross-sections in the boosted topology with the NNLO predictions and the nominal POWHEG+PYTHIA8 predictions. For each prediction a  $\chi^2$  and a  $p$ -value are calculated using the covariance matrix of the measured spectrum. The NDF is equal to the number of bins in the distribution

Observable	NNPDF3.1 NNLO		PWG+PY8	
	$\chi^2$ /NDF	$p$ -value	$\chi^2$ /NDF	$p$ -value
$m^{t\bar{t}}$ vs $p_T^t$	6.3/5	0.28	6.2/5	0.29
$p_T^t$	4.3/6	0.64	4.7/6	0.58

The measured parton-level differential cross-sections are compared with state-of-the-art fixed-order NNLO QCD predictions and a general improvement relative to the NLO+PS MC generators is found in the level of agreement of the single- and double-differential cross-sections in both the resolved and boosted regimes. The comparison of double-differential distributions with NNLO predictions provides a very stringent test of the SM description of  $t\bar{t}$  production. The comparison with the NNLO pQCD predictions including

EW corrections, due to the still rather limited range probed for the measured transverse momenta of the top and anti-top quarks, does not yet allow the impact of the EW corrections in the production of top-quark pairs to be quantified.

The measured differential cross-sections at the parton level will be able to be used in detailed phenomenological studies and in particular to improve the determination of the gluon density in the proton and of the top-quark pole mass.



**Fig. 69** **a** Comparison between the measured full phase-space normalised differential cross-sections in the resolved and boosted topologies as a function of the transverse momentum of the top quark. **b** The ratios of the measured full phase-space absolute differential cross-

**Acknowledgements** We thank CERN for the very successful operation of the LHC, as well as the support staff from our institutions without whom ATLAS could not be operated efficiently. We acknowledge the support of ANPCyT, Argentina; YerPhI, Armenia; ARC, Australia; BMWFW and FWF, Austria; ANAS, Azerbaijan; SSTC, Belarus; CNPq and FAPESP, Brazil; NSERC, NRC and CFI, Canada; CERN; CONICYT, Chile; CAS, MOST and NSFC, China; COLCIENCIAS, Colombia; MSMT CR, MPO CR and VSC CR, Czech Republic; DNRF and DNSRC, Denmark; IN2P3-CNRS, CEA-DRF/IRFU, France; SRNSFG, Georgia; BMBF, HGF, and MPG, Germany; GSRT, Greece; RGC, Hong Kong SAR, China; ISF and Benozio Center, Israel; INFN, Italy; MEXT and JSPS, Japan; CNRS, Morocco; NWO, The Netherlands; RCN, Norway; MNiSW and NCN, Poland; FCT, Portugal; MNE/IFA, Romania; MES of Russia and NRC KI, Russian Federation; JINR; MESTD, Serbia; MSSR, Slovakia; ARRS and MIZŠ, Slovenia; DST/NRF, South Africa; MINECO, Spain; SRC and Wallenberg Foundation, Sweden; SERI, SNSF and Cantons of Bern and Geneva, Switzerland; MOST, Taiwan; TAEK, Turkey; STFC, UK; DOE and NSF, USA. In addition, individual groups and members have received support from BCKDF, CANARIE, CRC and Compute Canada, Canada; COST, ERC, ERDF, Horizon 2020, and Marie Skłodowska-Curie Actions, European Union; Investissements d’Avenir Labex and Idex, ANR, France; DFG and AvH Foundation, Germany; Herakleitos, Thales and Aristeia programmes co-financed by EU-ESF and the Greek NSRF, Greece; BSF-NSF and GIF, Israel; CERCA Programme Generalitat de Catalunya, Spain; The Royal Society and Leverhulme Trust, United Kingdom. The crucial computing support from all WLCG partners is acknowledged gratefully, in particular from CERN, the ATLAS Tier-1 facilities at TRIUMF (Canada), NDGF (Denmark, Norway, Sweden), CC-IN2P3 (France), KIT/GridKA (Germany), INFN-CNAF (Italy), NL-T1 (The Netherlands), PIC (Spain), ASGC (Taiwan), RAL (UK) and BNL (USA), the Tier-2 facilities worldwide and large non-WLCG resource providers. Major contributors of computing resources are listed in Ref. [125].

**Data Availability Statement** This manuscript has no associated data or the data will not be deposited. [Authors’ comment: All ATLAS scientific output is published in journals, and preliminary results are made available in Conference Notes. All are openly available, without restriction on use by external parties beyond copyright law and the standard conditions agreed by CERN. Data associated with journal publications are also made available: tables and data from plots (e.g. cross section values, likelihood profiles, selection efficiencies, cross section limits, ...) are stored in appropriate repositories such as HEPDATA (<http://hepdata.cedar.ac.uk/>). ATLAS also strives to make additional material

related to the paper available that allows a reinterpretation of the data in the context of new theoretical models. For example, an extended encapsulation of the analysis is often provided for measurements in the framework of RIVET (<http://rivet.hepforge.org/>).” This information is taken from the ATLAS Data Access Policy, which is a public document that can be downloaded from <http://opendata.cern.ch/record/413> [opendata.cern.ch].]

sections to the NNLO predictions in the resolved and boosted topologies as a function of the transverse momentum of the top quark. The bands indicate the statistical and total uncertainties of the data in each bin

**Open Access** This article is licensed under a Creative Commons Attribution 4.0 International License, which permits use, sharing, adaptation, distribution and reproduction in any medium or format, as long as you give appropriate credit to the original author(s) and the source, provide a link to the Creative Commons licence, and indicate if changes were made. The images or other third party material in this article are included in the article’s Creative Commons licence, unless indicated otherwise in a credit line to the material. If material is not included in the article’s Creative Commons licence and your intended use is not permitted by statutory regulation or exceeds the permitted use, you will need to obtain permission directly from the copyright holder. To view a copy of this licence, visit <http://creativecommons.org/licenses/by/4.0/>.  
Funded by SCOAP<sup>3</sup>.

## References

1. R. Frederix, F. Maltoni, Top pair invariant mass distribution: a window on new physics. *JHEP* **01**, 047 (2009). [arXiv:0712.2355](https://arxiv.org/abs/0712.2355) [hep-ph]
2. D. Atwood, A. Kagan, T. Rizzo, Constraining anomalous top quark couplings at the Fermilab Tevatron. *Phys. Rev. D* **52**, 6264 (1995). [arXiv:hep-ph/9407408](https://arxiv.org/abs/hep-ph/9407408)
3. C. Englert, A. Freitas, M. Spira, P. Zerwas, Constraining the intrinsic structure of top-quarks. *Phys. Lett. B* **721**, 261 (2013). [arXiv:1210.2570](https://arxiv.org/abs/1210.2570) [hep-ph]
4. M. Czakon, D. Heymes, A. Mitov, High-precision differential predictions for top-quark pairs at the LHC. *Phys. Rev. Lett.* **116**, 082003 (2016). [arXiv:1511.00549](https://arxiv.org/abs/1511.00549) [hep-ph]
5. M. Czakon, D. Heymes, A. Mitov, Dynamical scales for multi-TeV top-pair production at the LHC. *JHEP* **04**, 071 (2017). We thank the authors for providing the NNLO predictions. [arXiv:1606.03350](https://arxiv.org/abs/1606.03350) [hep-ph]
6. S. Catani, S. Devoto, M. Grazzini, S. Kallweit, J. Mazzitelli, Top-quark pair production at the LHC: fully differential QCD pre-

- dictions at NNLO. JHEP 1907, 100 (2019). [arXiv:1906.06535](https://arxiv.org/abs/1906.06535) [hep-ph]. [https://doi.org/10.1007/JHEP07\(2019\)100](https://doi.org/10.1007/JHEP07(2019)100)
7. ATLAS Collaboration, Measurements of top quark pair relative differential cross-sections with ATLAS in pp collisions at  $\sqrt{s} = 7$  TeV. Eur. Phys. J. C **73**, 2261 (2013). [arXiv:1207.5644](https://arxiv.org/abs/1207.5644) [hep-ex]
  8. ATLAS Collaboration, Measurements of normalized differential cross-sections for  $t\bar{t}$  production in pp collisions at  $\sqrt{s} = 7$  TeV using the ATLAS detector. Phys. Rev. D **90**, 072004 (2014). [arXiv:1407.0371](https://arxiv.org/abs/1407.0371) [hep-ex]
  9. ATLAS Collaboration, Differential top-antitop cross-section measurements as a function of observables constructed from final-state particles using pp collisions at  $\sqrt{s} = 7$  TeV in the ATLAS detector. JHEP **06**, 100 (2015). [arXiv:1502.05923](https://arxiv.org/abs/1502.05923) [hep-ex]
  10. ATLAS Collaboration, Measurement of the differential cross-section of highly boosted top quarks as a function of their transverse momentum in  $\sqrt{s} = 8$  TeV proton–proton collisions using the ATLAS detector. Phys. Rev. D **93**, 032009 (2016). [arXiv:1510.03818](https://arxiv.org/abs/1510.03818) [hep-ex]
  11. ATLAS Collaboration, Measurements of top-quark pair differential cross-sections in the lepton+jets channel in pp collisions at  $\sqrt{s} = 8$  TeV using the ATLAS detector. Eur. Phys. J. C **76**, 538 (2016). [arXiv:1511.04716](https://arxiv.org/abs/1511.04716) [hep-ex]
  12. ATLAS Collaboration, Measurement of top quark pair differential cross sections in the dilepton channel in pp collisions at  $\sqrt{s} = 7$  and 8 TeV with ATLAS. Phys. Rev. D **94**, 092003 (2016). [arXiv:1607.07281](https://arxiv.org/abs/1607.07281) [hep-ex]
  13. ATLAS Collaboration, Measurements of top-quark pair differential cross-sections in the lepton+jets channel in pp collisions at  $\sqrt{s} = 13$  TeV using the ATLAS detector. Eur. Phys. J. C **77**, 292 (2017). [arXiv:1612.05220](https://arxiv.org/abs/1612.05220) [hep-ex]
  14. ATLAS Collaboration, Measurements of top-quark pair differential cross-sections in the lepton+jets channel in pp collisions at  $\sqrt{s} = 13$  TeV using the ATLAS detector. JHEP **11**, 191 (2017). [arXiv:1708.00727](https://arxiv.org/abs/1708.00727) [hep-ex]
  15. ATLAS Collaboration, Measurements of differential cross sections of top quark pair production in association with jets in pp collisions at  $\sqrt{s} = 13$  TeV using the ATLAS detector. JHEP **10**, 159 (2018). [arXiv:1802.06572](https://arxiv.org/abs/1802.06572) [hep-ex]
  16. CMS Collaboration, Measurement of differential top-quark-pair production cross sections in pp collisions at  $\sqrt{s} = 7$  TeV. Eur. Phys. J. C **73**, 2339 (2013). [arXiv:1211.2220](https://arxiv.org/abs/1211.2220) [hep-ex]
  17. CMS Collaboration, Measurement of the differential cross section for top quark pair production in pp collisions at  $\sqrt{s} = 8$  TeV. Eur. Phys. J. C **75**, 542 (2015). [arXiv:1505.04480](https://arxiv.org/abs/1505.04480) [hep-ex]
  18. CMS Collaboration, Measurement of the integrated and differential  $t\bar{t}$  production cross sections for high- $p_T$  top quarks in pp collisions at  $\sqrt{s} = 8$  TeV. Phys. Rev. D **94**, 072002 (2016). [arXiv:1605.00116](https://arxiv.org/abs/1605.00116) [hep-ex]
  19. CMS Collaboration, Measurement of differential cross sections for top quark pair production using the lepton+jets final state in proton–proton collisions at 13 TeV. Phys. Rev. D **95**, 092001 (2017). [arXiv:1610.04191](https://arxiv.org/abs/1610.04191) [hep-ex]
  20. CMS Collaboration, Measurement of double-differential cross sections for top quark pair production in pp collisions at  $\sqrt{s} = 8$  TeV and impact on parton distribution functions. Eur. Phys. J. C **77**, 459 (2017). [arXiv:1703.01630](https://arxiv.org/abs/1703.01630) [hep-ex]
  21. CMS Collaboration, Measurements of  $t\bar{t}$  differential cross sections in proton-proton collisions at  $\sqrt{s} = 13$  TeV using events containing two leptons. JHEP **02**, 149 (2019). [arXiv:1811.06625](https://arxiv.org/abs/1811.06625) [hep-ex]
  22. CMS Collaboration, Measurement of  $t\bar{t}$  normalised multi-differential cross sections in pp collisions at  $\sqrt{s} = 13$  TeV, and simultaneous determination of the strong coupling strength, top quark pole mass, and parton distribution functions, (2019). [arXiv:1904.05237](https://arxiv.org/abs/1904.05237) [hep-ex]
  23. ATLAS Collaboration, Further studies on simulation of top-quark production for the ATLAS experiment at  $\sqrt{s} = 13$  TeV. ATL-PHYS-PUB-2016-016, (2016). <https://cds.cern.ch/record/2205262>
  24. ATLAS Collaboration, Studies on top-quark Monte Carlo modelling for Top2016, ATL-PHYS-PUB- 2016-020, (2016). <https://cds.cern.ch/record/2216168>
  25. ATLAS Collaboration, Studies on top-quark Monte Carlo modelling with Sherpa andMG5\_aMC@NLO. ATL-PHYS-PUB-2017-007 (2017). <https://cds.cern.ch/record/2261938>
  26. ATLAS Collaboration, Improvements in  $t\bar{t}$  modelling using NLO+PS Monte Carlo generators for Run 2. ATL-PHYS-PUB-2018-009 (2018). <https://cds.cern.ch/record/2630327>
  27. CMS Collaboration, Extraction and validation of a new set of CMS PYTHIA8 tunes from under lying event measurements (2019). [arXiv:1903.12179](https://arxiv.org/abs/1903.12179) [hep-ex]
  28. M. Czakon, N.P. Hartland, A. Mitov, E.R. Nocera, J. Rojo, Pinning down the large-x gluon with NNLO top-quark pair differential distributions. JHEP **04**, 044 (2017). [arXiv:1611.08609](https://arxiv.org/abs/1611.08609) [hep-ph]
  29. ATLAS Collaboration, The ATLAS Experiment at the CERN Large Hadron Collider. JINST **3**, S08003 (2008)
  30. ATLAS Collaboration, ATLAS Insertable B-Layer Technical Design Report, ATLAS-TDR-19 (2010). <https://cds.cern.ch/record/1291633>, ATLAS Insertable B-Layer Technical Design Report Addendum, ATLAS-TDR-19-ADD-1 (2012). <https://cds.cern.ch/record/1451888>
  31. B. Abbott et al., Production and integration of the ATLAS Insertable B-Layer, JINST **13**, T05008 (2018). [arXiv:1803.00844](https://arxiv.org/abs/1803.00844) [physics.ins-det]
  32. ATLAS Collaboration, Performance of the ATLAS trigger system in 2015, Eur. Phys. J. C **77**, 317 (2017). [arXiv:1611.09661](https://arxiv.org/abs/1611.09661) [hep-ex]
  33. T. Sjöstrand, S. Mrenna, P.Z. Skands, A brief introduction to PYTHIA 8.1. Comput. Phys. Commun. **178**, 852 (2008). [arXiv:0710.3820](https://arxiv.org/abs/0710.3820) [hep-ph]
  34. ATLAS Collaboration, Summary of ATLAS Pythia 8 tunes, ATL-PHYS-PUB-2012-003 (2012). <https://cds.cern.ch/record/1474107>
  35. A.D. Martin, W.J. Stirling, R.S. Thorne, G. Watt, Parton distributions for the LHC. Eur. Phys. J. C **63**, 189 (2009). [arXiv:0901.0002](https://arxiv.org/abs/0901.0002) [hep-ph]
  36. D.J. Lange, The EvtGen particle decay simulation package. Nucl. Instrum. Methods A **462**, 152 (2001)
  37. E. Bothmann et al., Event Generation with SHERPA 2.2. SciPost. Phys. 7(3), 34 (2019). [arXiv:1905.09127](https://arxiv.org/abs/1905.09127) [hep-ph]. <https://doi.org/10.21468/SciPostPhys.7.3.034>
  38. ATLAS Collaboration, The ATLAS simulation infrastructure. Eur. Phys. J. C **70**, 823 (2010). [arXiv:1005.4568](https://arxiv.org/abs/1005.4568) [physics.ins-det]
  39. S. Agostinelli et al., GEANT4—a simulation toolkit. Nucl. Instrum. Methods A **506**, 250 (2003)
  40. ATLAS Collaboration, The simulation principle and performance of the ATLAS fast calorimeter simulation FastCaloSim. ATL-PHYS-PUB-2010-013 (2010). <https://cds.cern.ch/record/1300517>
  41. ATLAS Collaboration, Simulation of top-quark production for the ATLAS experiment at  $\sqrt{s} = 13$  TeV. ATL-PHYS-PUB-2016-004 (2016). <https://cds.cern.ch/record/2120417>
  42. J. Gao, C. Li, H. Zhu, Top-quark decay at next-to-next-to-leading order in QCD. Phys. Rev. Lett. **110**, 042001 (2013). [arXiv:1210.2808](https://arxiv.org/abs/1210.2808) [hep-ph]
  43. S. Frixione, P. Nason, G. Ridolfi, A positive-weight next-to-leading-order Monte Carlo for heavy flavour hadroproduction. JHEP **09**, 126 (2007). [arXiv:0707.3088](https://arxiv.org/abs/0707.3088) [hep-ph]
  44. P. Nason, A new method for combining NLO QCD with shower Monte Carlo algorithms. JHEP **11**, 040 (2004). [arXiv:hep-ph/0409146](https://arxiv.org/abs/hep-ph/0409146) [hep-ph]

45. S. Frixione, P. Nason, C. Oleari, Matching NLO QCD computations with parton shower simulations: the POWHEG method. *JHEP* **11**, 070 (2007). [arXiv:0709.2092](#) [hep-ph]
46. S. Alioli, P. Nason, C. Oleari, E. Re, A general framework for implementing NLO calculations in shower Monte Carlo programs: the POWHEG BOX. *JHEP* **06**, 043 (2010). [arXiv:1002.2581](#) [hep-ph]
47. R.D. Ball et al., Parton distributions for the LHC Run II. *JHEP* **04**, 040 (2015). [arXiv:1410.8849](#) [hep-ph]
48. R.D. Ball et al., Parton distributions with LHC data. *Nucl. Phys. B* **867**, 244 (2013). [arXiv:1207.1303](#) [hep-ex]
49. ATLAS Collaboration, ATLAS Pythia 8 tunes to 7 TeV data, ATL-PHYS-PUB-2014-021. (2014). <https://cds.cern.ch/record/1966419>
50. J. Bellm et al., Herwig 7.0/Herwig++ 3.0 release note. *Eur. Phys. J. C* **76**, 196 (2016). [arXiv:1512.01178](#) [hep-ph]
51. M. Bahr et al., Herwig++ physics and manual. *Eur. Phys. J. C* **58**, 639 (2008). [arXiv:0803.0883](#) [hep-ph]
52. L.A. Harland-Lang, A.D. Martin, P. Motylinski, R.S. Thorne, Parton distributions in the LHC era: MMHT 2014 PDFs. *Eur. Phys. J. C* **75**, 204 (2015). [arXiv:1412.3989](#) [hep-ph]
53. M.H. Seymour, A. Siodmok, Constraining MPI models using  $\sigma_{eff}$  and recent tevatron and LHC underlying event data. *JHEP* **10**, 113 (2013). [arXiv:1307.5015](#) [hep-ph]
54. S. Höche, F. Krauss, M. Schönherr, F. Siegert, QCD matrix elements + parton showers: the NLO case. *JHEP* **04**, 027 (2013). [arXiv:1207.5030](#) [hep-ph]
55. M. Czakon, A. Mitov, Top++: a program for the calculation of the top-pair cross-section at Hadron Colliders. *Comput. Phys. Commun.* **185**, 2930 (2014). [arXiv:1112.5675](#) [hep-ph]
56. M. Beneke, P. Falgari, S. Klein, C. Schwinn, Hadronic top-quark pair production with NNLL threshold resummation. *Nucl. Phys. B* **855**, 695 (2012). [arXiv:1109.1536](#) [hep-ph]
57. M. Cacciari, M. Czakon, M. Mangano, A. Mitov, P. Nason, Top-pair production at hadron colliders with next-to-next-to-leading logarithmic soft-gluon resummation. *Phys. Lett. B* **710**, 612 (2012). [arXiv:1111.5869](#) [hep-ph]
58. P. Barnreuther, M. Czakon, A. Mitov, Percent-level-precision physics at the Tevatron: nextto- next-to-leading order QCD corrections to  $q\bar{q} \rightarrow t\bar{t} + X$ . *Phys. Rev. Lett.* **109**, 132001 (2012). [arXiv:1204.5201](#) [hep-ph]
59. M. Czakon, A. Mitov, NNLO corrections to top-pair production at hadron colliders: the all-fermionic scattering channels. *JHEP* **12**, 054 (2012). [arXiv:1207.0236](#) [hep-ph]
60. M. Czakon, A. Mitov, NNLO corrections to top pair production at hadron colliders: the quark-gluon reaction. *JHEP* **01**, 080 (2013). [arXiv:1210.6832](#) [hep-ph]
61. M. Czakon, P. Fiedler, A. Mitov, Total top-quark pair-production cross section at Hadron colliders through  $O(\alpha_s^4)$ . *Phys. Rev. Lett.* **110**, 252004 (2013). [arXiv:1303.6254](#) [hep-ph]
62. A.D. Martin, W.J. Stirling, R.S. Thorne, G. Watt, Uncertainties on  $\alpha_s$  in global PDF analyses and implications for predicted hadronic cross sections. *Eur. Phys. J. C* **64**, 653 (2009). [arXiv:0905.3531](#) [hep-ph]
63. H.-L. Lai et al., New parton distributions for collider physics. *Phys. Rev. D* **82**, 074024 (2010). [arXiv:1007.2241](#) [hep-ph]
64. M. Botje et al., The PDF4LHC working group interim recommendations (2011). [arXiv:1101.0538](#) [hep-ph]
65. E. Re, Single-top Wt-channel production matched with parton showers using the POWHEG method. *Eur. Phys. J. C* **71**, 1547 (2011). [arXiv:1009.2450](#) [hep-ph]
66. S. Alioli, P. Nason, C. Oleari, E. Re, NLO single-top production matched with shower in POWHEG: s- and t-channel contributions. *JHEP* **02**, 011 (2010). [Erratum to: *JHEP*09,111(2009)], [arXiv:0907.4076](#) [hep-ph]
67. R. Frederix, E. Re, P. Torrielli, Single-top t-channel hadroproduction in the four-flavour scheme with POWHEG and aMC@NLO. *JHEP* **09**, 130 (2012). [arXiv:1207.5391](#) [hep-ph]
68. T. Sjöstrand, S. Mrenna, P.Z. Skands, PYTHIA 6.4 physics and manual. *JHEP* **05**, 026 (2006). [arXiv:hep-ph/0603175](#) [hep-ph]
69. P.M. Nadolsky et al., Implications of CTEQ global analysis for collider observables. *Phys. Rev. D* **78**, 013004 (2008). [arXiv:0802.0007](#) [hep-ph]
70. P.Z. Skands, Tuning Monte Carlo generators: the Perugia tunes. *Phys. Rev. D* **82**, 074018 (2010). [arXiv:1005.3457](#) [hep-ph]
71. N. Kidonakis, Next-to-next-to-leading-order collinear and soft gluon corrections for t-channel single top quark production. *Phys. Rev. D* **83**, 091503 (2011). [arXiv:1103.2792](#) [hep-ph]
72. N. Kidonakis, Two-loop soft anomalous dimensions for single top quark associated production with a W- or H-. *Phys. Rev. D* **82**, 054018 (2010). [arXiv:1005.4451](#) [hep-ph]
73. N. Kidonakis, NNLL resummation for s-channel single top quark production. *Phys. Rev. D* **81**, 054028 (2010). [arXiv:1001.5034](#) [hep-ph]
74. N. Kidonakis, ‘Top Quark Production’, Proceedings, Helmholtz International Summer School on Physics of Heavy Quarks and Hadrons (HQ 2013): JINR, Dubna, Russia **139** (2014). [arXiv:1311.0283](#) [hep-ph]
75. M. Aliev et al., HATHOR: HAdronic top and heavy quarks cross section calculator. *Comput. Phys. Commun.* **182**, 1034 (2011). [arXiv:1007.1327](#) [hep-ph]
76. P. Kant et al., HatHor for single top-quark production: Updated predictions and uncertainty estimates for single top-quark production in hadronic collisions. *Comput. Phys. Commun.* **191**, 74 (2015). [arXiv:1406.4403](#) [hep-ph]
77. S. Frixione, E. Laenen, P. Motylinski, B.R. Webber, C.D. White, Single-top hadroproduction in association with a W boson. *JHEP* **07**, 029 (2008). [arXiv:0805.3067](#) [hep-ph]
78. T. Gleisberg, S. Höche, Comix, a new matrix element generator. *JHEP* **12**, 039 (2008). [arXiv:0808.3674](#) [hep-ph]
79. F. Cascioli, P. Maierhofer, S. Pozzorini, Scattering amplitudes with open loops. *Phys. Rev. Lett.* **108**, 111601 (2012). [arXiv:1111.5206](#) [hep-ph]
80. S. Schumann, F. Krauss, A Parton shower algorithm based on Catani–Seymour dipole factorisation. *JHEP* **03**, 038 (2008). [arXiv:0709.1027](#) [hep-ph]
81. ATLAS Collaboration, ATLAS simulation of boson plus jets processes in Run 2. ATL-PHYS-PUB- 2017-006 (2017). <https://cds.cern.ch/record/2261937>
82. C. Anastasiou, L.J. Dixon, K. Melnikov, F. Petriello, High precision QCD at hadron colliders: Electroweak gauge boson rapidity distributions at NNLO. *Phys. Rev. D* **69**, 094008 (2004). [arXiv:hep-ph/0312266](#) [hep-ph]
83. ATLAS Collaboration, Measurement of the production cross-section of a single top quark in association with a Z boson in proton-proton collisions at 13 TeV with the ATLAS detector. *Phys. Lett. B* **780**, 557 (2018). [arXiv:1710.03659](#) [hep-ex]
84. CMS Collaboration, Measurement of the associated production of a single top quark and a Z boson in pp collisions at  $\sqrt{s} = 13$  TeV. *Phys. Lett. B* **779**, 358 (2018). [arXiv:1712.02825](#) [hep-ex]
85. ATLAS Collaboration, Electron reconstruction and identification in the ATLAS experiment using the 2015 and 2016 LHC proton-proton collision data at  $\sqrt{s} = 13$  TeV. *Eur. Phys. J.* (2019). [arXiv:1902.04655](#) [hep-ex]
86. ATLAS Collaboration, Measurement of the  $t\bar{t}$  production cross-section using  $e\mu$  events with b-tagged jets in pp collisions at  $\sqrt{s} = 13$  TeV with the ATLAS detector. *Phys. Lett. B* **761**, 136 (2016). [arXiv:1606.02699](#) [hep-ex]
87. ATLAS Collaboration, Muon reconstruction performance of the ATLAS detector in proton-proton collision data at  $\sqrt{s} = 13$  TeV. *Eur. Phys. J. C* **76**, 292 (2016). [arXiv:1603.05598](#) [hep-ex]

88. M. Cacciari, G.P. Salam, G. Soyez, The anti- $k_T$  jet clustering algorithm. *JHEP* **04**, 063 (2008). [arXiv:0802.1189](#) [hep-ph]
89. M. Cacciari, G.P. Salam, G. Soyez, FastJet user manual. *Eur. Phys. J. C* **72**, 1896 (2012). [arXiv:1111.6097](#) [hep-ph]
90. ATLAS Collaboration, Topological cell clustering in the ATLAS calorimeters and its performance in LHC Run 1. *Eur. Phys. J. C* **77**, 490 (2017). [arXiv:1603.02934](#) [hep-ex]
91. M. Cacciari, G.P. Salam, G. Soyez, The catchment area of jets. *JHEP* **04**, 005 (2008). [arXiv:0802.1188](#) [hep-ph]
92. ATLAS Collaboration, Performance of pile-up mitigation techniques for jets in pp collisions at  $\sqrt{s} = 8$  TeV using the ATLAS detector. *Eur. Phys. J. C* **76**, 581 (2016). [arXiv:1510.03823](#) [hep-ex]
93. ATLAS Collaboration, Jet energy scale measurements and their systematic uncertainties in proton-proton collisions at  $\sqrt{s} = 13$  TeV with the ATLAS detector. *Phys. Rev. D* **96**, 072002 (2017). [arXiv:1703.09665](#) [hep-ex]
94. ATLAS Collaboration, Performance of b-jet identification in the ATLAS experiment. *JINST* **11**, P04008 (2016). [arXiv:1512.01094](#) [hep-ex]
95. ATLAS Collaboration, Optimisation of the ATLAS b-tagging performance for the 2016 LHC Run, ATL-PHYS-PUB-2016-012 (2016). <https://cds.cern.ch/record/2160731>
96. G. Piacquadio, C. Weiser, A new inclusive secondary vertex algorithm for b-jet tagging in ATLAS. *J. Phys. Conf. Ser.* **119**, 032032 (2008)
97. B. Nachman, P. Nef, A. Schwartzman, M. Swiatlowski, C. Wanotayaroj, Jets from Jets: re-clustering as a tool for large radius jet reconstruction and grooming at the LHC. *JHEP* **02**, 075 (2015). [arXiv:1407.2922](#) [hep-ph]
98. ATLAS Collaboration, Jet reclustering and close-by effects in ATLAS Run 2. *ATLAS-CONF-2017-062* (2017). <https://cds.cern.ch/record/2275649>
99. D. Krohn, J. Thaler, L.-T. Wang, Jet trimming. *JHEP* **02**, 084 (2010). [arXiv:0912.1342](#) [hep-ph]
100. ATLAS Collaboration, Search for pair production of gluinos decaying via stop and sbottom in events with b-jets and large missing transverse momentum in pp collisions at  $\sqrt{s} = 13$  TeV with the ATLAS detector. *Phys. Rev. D* **94**, 032003 (2016). [arXiv:1605.09318](#) [hep-ex]
101. ATLAS Collaboration, Search for top squarks in final states with one isolated lepton, jets, and missing transverse momentum in  $\sqrt{s} = 13$  TeV pp collisions with the ATLAS detector. *Phys. Rev. D* **94**, 052009 (2016). [arXiv:1606.03903](#) [hep-ex]
102. ATLAS Collaboration, Performance of missing transverse momentum reconstruction with the ATLAS detector using proton-proton collisions at  $\sqrt{s} = 13$  TeV. *Eur. Phys. J. C* **78**, 903 (2018). [arXiv:1802.08168](#) [hep-ex]
103. ATLAS Collaboration,  $E_T^{miss}$  performance in the ATLAS detector using 2015–2016 LHC pp collisions. *ATLAS-CONF-2018-023* (2018). <https://cds.cern.ch/record/2625233>
104. ATLAS Collaboration, Measurement of the top quark pair production cross-section with ATLAS in the single lepton channel. *Phys. Lett. B* **711**, 244 (2012). [arXiv:1201.1889](#) [hep-ex]
105. J. Erdmann et al., A likelihood-based reconstruction algorithm for top-quark pairs and the KLfitter framework. *Nucl. Instrum. Methods A* **748**, 18 (2014). [arXiv:1312.5595](#) [hep-ex]
106. ATLAS Collaboration, Measurements of  $t\bar{t}$  differential cross-sections of highly boosted top quarks decaying to all-hadronic final states in pp collisions at  $\sqrt{s} = 13$  TeV using the ATLAS detector. *Phys. Rev. D* **98**, 012003 (2018). [arXiv:1801.02052](#) [hep-ex]
107. L. Apanasevich et al., Evidence for parton  $k_T$  effects in high- $p_T$  particle production. *Phys. Rev. Lett.* **81**, 2642 (1998). [arXiv:hep-ex/9711017](#) [hep-ex]
108. ATLAS Collaboration, Search for new phenomena in dijet angular distributions in proton–proton collisions at  $\sqrt{s} = 8$  TeV measured with the ATLAS detector. *Phys. Rev. Lett.* **114**, 221802 (2015). [arXiv:1504.00357](#) [hep-ex]
109. A. Denner, S. Dittmaier, S. Kallweit, S. Pozzorini, Next-to-leading-order QCD corrections to  $W^+W^-b\bar{b}$  production at hadron colliders. *Phys. Rev. Lett.* **106**, 052001 (2011). [arXiv:1012.3975](#) [hep-ph]
110. G. Bevilacqua, M. Czakon, A. van Hameren, C.G. Papadopoulos, M. Worek, Complete off-shell effects in top quark pair hadroproduction with leptonic decay at next-to-leading order. *JHEP* **02**, 083 (2011). [arXiv:1012.4230](#) [hep-ph]
111. G. D’Agostini, A multidimensional unfolding method based on Bayes’ theorem. *Nucl. Instrum. Methods A* **362**, 487 (1995)
112. T. Adye, Unfolding algorithms and tests using RooUnfold, Proceedings of the PHYSTAT 2011 Workshop, CERN, Geneva, Switzerland, 313 (2011). [arXiv:1105.1160](#) [physics.data-an]
113. M. Tanabashi et al., Review of particle physics. *Phys. Rev. D* **98**, 030001 (2018)
114. ATLAS Collaboration, Jet energy measurement and its systematic uncertainty in proton-proton collisions at  $\sqrt{s} = 7$  TeV with the ATLAS detector. *Eur. Phys. J. C* **75**, 17 (2015). [arXiv:1406.0076](#) [hep-ex]
115. ATLAS Collaboration, Jet calibration and systematic uncertainties for jets reconstructed in the ATLAS detector at  $\sqrt{s} = 13$  TeV. *ATL-PHYS-PUB-2015-015* (2015). <https://cds.cern.ch/record/2037613>
116. ATLAS Collaboration, Measurement of b-tagging efficiency of c-jets in  $t\bar{t}$  events using a likelihood approach with the ATLAS detector. *ATLAS-CONF-2018-001* (2018). <https://cds.cern.ch/record/2306649>
117. ATLAS Collaboration, Electron and photon energy calibration with the ATLAS detector using 2015–2016 LHC proton-proton collision data. *JINST* **14**, P03017 (2019). [arXiv:1812.03848](#) [hep-ex]
118. J. Butterworth et al., PDF4LHC recommendations for LHC Run II. *J. Phys. G* **43**, 023001 (2016). [arXiv:1510.03865](#) [hep-ph]
119. ATLAS Collaboration, Luminosity determination in pp collisions at  $\sqrt{s} = 13$  TeV using the ATLAS detector at the LHC. *ATLAS-CONF-2019-021* (2019). <https://cds.cern.ch/record/2677054>
120. G. Avoni et al., The new LUCID-2 detector for luminosity measurement and monitoring in ATLAS. *JINST* **13**, P07017 (2018)
121. M. Czakon et al., Top-pair production at the LHC through NNLO QCD and NLO EW. *JHEP* **10**, 186 (2017). [arXiv:1705.04105](#) [hep-ph]
122. G. Bohm, G. Zech, Introduction to statistics and data analysis for physicists; 3rd revised, Verlag Deutsches Elektronen-Synchrotron 488 (2017). ISBN: 978-3-945931-13-4. <https://bib-pubdb1.desy.de/record/389738>
123. R.D. Ball et al., Parton distributions from high-precision collider data. *Eur. Phys. J. C* **77**, 663 (2017). [arXiv:1706.00428](#) [hep-ph]
124. A.V. Manohar, P. Nason, G.P. Salam, G. Zanderighi, The photon content of the proton. *JHEP* **12**, 046 (2017). [arXiv:1708.01256](#) [hep-ph]
125. ATLAS Collaboration, ATLAS Computing Acknowledgements. *ATL-GEN-PUB-2016-002*. <https://cds.cern.ch/record/2202407>

## ATLAS Collaboration

G. Aad<sup>101</sup>, B. Abbott<sup>128</sup>, D. C. Abbott<sup>102</sup>, A. Abed Abud<sup>70a,70b</sup>, K. Abeling<sup>53</sup>, D. K. Abhayasinghe<sup>93</sup>, S. H. Abidi<sup>167</sup>, O. S. AbouZeid<sup>40</sup>, N. L. Abraham<sup>156</sup>, H. Abramowicz<sup>161</sup>, H. Abreu<sup>160</sup>, Y. Abulaiti<sup>6</sup>, B. S. Acharya<sup>66a,66b,o</sup>, B. Achkar<sup>53</sup>, S. Adachi<sup>163</sup>, L. Adam<sup>99</sup>, C. Adam Bourdarios<sup>5</sup>, L. Adamczyk<sup>83a</sup>, L. Adamek<sup>167</sup>, J. Adelman<sup>120</sup>, M. Adersberger<sup>113</sup>, A. Adiguzel<sup>12c</sup>, S. Adorni<sup>54</sup>, T. Adye<sup>144</sup>, A. A. Affolder<sup>146</sup>, Y. Afik<sup>160</sup>, C. Agapopoulou<sup>132</sup>, M. N. Agaras<sup>38</sup>, A. Aggarwal<sup>118</sup>, C. Agheorghiesei<sup>27c</sup>, J. A. Aguilar-Saavedra<sup>140a,140f,ai</sup>, F. Ahmadov<sup>79</sup>, W. S. Ahmed<sup>103</sup>, X. Ai<sup>18</sup>, G. Aielli<sup>73a,73b</sup>, S. Akatsuka<sup>85</sup>, T. P. A. Åkesson<sup>96</sup>, E. Akilli<sup>54</sup>, A. V. Akimov<sup>110</sup>, K. Al Khoury<sup>132</sup>, G. L. Alberghi<sup>23a,23b</sup>, J. Albert<sup>176</sup>, M. J. Alconada Verzini<sup>161</sup>, S. Alderweireldt<sup>36</sup>, M. Aleksa<sup>36</sup>, I. N. Aleksandrov<sup>79</sup>, C. Alexa<sup>27b</sup>, D. Alexandre<sup>19</sup>, T. Alexopoulos<sup>10</sup>, A. Alfonsi<sup>119</sup>, F. Alfonsi<sup>23a,23b</sup>, M. Alhroob<sup>128</sup>, B. Ali<sup>142</sup>, G. Alimonti<sup>68a</sup>, J. Alison<sup>37</sup>, S. P. Alkire<sup>148</sup>, C. Allaire<sup>132</sup>, B. M. M. Allbrooke<sup>156</sup>, B. W. Allen<sup>131</sup>, P. P. Allport<sup>21</sup>, A. Aloisio<sup>69a,69b</sup>, A. Alonso<sup>40</sup>, F. Alonso<sup>88</sup>, C. Alpigiani<sup>148</sup>, A. A. Alshehri<sup>57</sup>, M. Alvarez Estevez<sup>98</sup>, D. Álvarez Piqueras<sup>174</sup>, M. G. Alvigi<sup>69a,69b</sup>, Y. Amaral Coutinho<sup>80b</sup>, A. Ambler<sup>103</sup>, L. Ambroz<sup>135</sup>, C. Amelung<sup>26</sup>, D. Amidei<sup>105</sup>, S. P. Amor Dos Santos<sup>140a</sup>, S. Amoroso<sup>46</sup>, C. S. Amrouche<sup>54</sup>, F. An<sup>78</sup>, C. Anastopoulos<sup>149</sup>, N. Andari<sup>145</sup>, T. Andeen<sup>11</sup>, C. F. Anders<sup>61b</sup>, J. K. Anders<sup>20</sup>, A. Andreazza<sup>68a,68b</sup>, V. Andrei<sup>61a</sup>, C. R. Anelli<sup>176</sup>, S. Angelidakis<sup>38</sup>, A. Angerami<sup>39</sup>, A. V. Anisenkov<sup>121a,121b</sup>, A. Annovi<sup>71a</sup>, C. Antel<sup>61a</sup>, M. T. Anthony<sup>149</sup>, M. Antonelli<sup>51</sup>, D. J. A. Antrim<sup>171</sup>, F. Anulli<sup>72a</sup>, M. Aoki<sup>81</sup>, J. A. Aparisi Pozo<sup>174</sup>, L. Aperio Bella<sup>15a</sup>, G. Arabidze<sup>106</sup>, J. P. Araque<sup>140a</sup>, V. Araujo Ferraz<sup>80b</sup>, R. Araujo Pereira<sup>80b</sup>, C. Arcangeletti<sup>51</sup>, A. T. H. Arce<sup>49</sup>, F. A. Arduh<sup>88</sup>, J.-F. Arguin<sup>109</sup>, S. Argyropoulos<sup>77</sup>, J.-H. Arling<sup>46</sup>, A. J. Armbruster<sup>36</sup>, A. Armstrong<sup>171</sup>, O. Arnaez<sup>167</sup>, H. Arnold<sup>119</sup>, Z. P. Arrubarrena Tame<sup>113</sup>, A. Artamonov<sup>123,\*</sup>, G. Artoni<sup>135</sup>, S. Artz<sup>99</sup>, S. Asai<sup>163</sup>, N. Asbah<sup>59</sup>, E. M. Asimakopoulou<sup>172</sup>, L. Asquith<sup>156</sup>, J. Assahsah<sup>35d</sup>, K. Assamagan<sup>29</sup>, R. Astalos<sup>28a</sup>, R. J. Atkin<sup>33a</sup>, M. Atkinson<sup>173</sup>, N. B. Atlay<sup>19</sup>, H. Atmani<sup>132</sup>, K. Augsten<sup>142</sup>, G. Avolio<sup>36</sup>, R. Avramidou<sup>60a</sup>, M. K. Ayoub<sup>15a</sup>, A. M. Azoulay<sup>168b</sup>, G. Azuelos<sup>109,ax</sup>, H. Bachacou<sup>145</sup>, K. Bachas<sup>67a,67b</sup>, M. Backes<sup>135</sup>, F. Backman<sup>45a,45b</sup>, P. Bagnaia<sup>72a,72b</sup>, M. Bahmani<sup>84</sup>, H. Bahrasemani<sup>152</sup>, A. J. Bailey<sup>174</sup>, V. R. Bailey<sup>173</sup>, J. T. Baines<sup>144</sup>, M. Bajic<sup>40</sup>, C. Bakalis<sup>10</sup>, O. K. Baker<sup>183</sup>, P. J. Bakker<sup>119</sup>, D. Bakshi Gupta<sup>8</sup>, S. Balaji<sup>157</sup>, E. M. Baldin<sup>121a,121b</sup>, P. Balek<sup>180</sup>, F. Balli<sup>145</sup>, W. K. Balunas<sup>135</sup>, J. Balz<sup>99</sup>, E. Banas<sup>84</sup>, A. Bandyopadhyay<sup>24</sup>, Sw. Banerjee<sup>181,j</sup>, A. A. E. Bannoura<sup>182</sup>, L. Barak<sup>161</sup>, W. M. Barbe<sup>38</sup>, E. L. Barberio<sup>104</sup>, D. Barberis<sup>55a,55b</sup>, M. Barbero<sup>101</sup>, G. Barbour<sup>94</sup>, T. Barillari<sup>114</sup>, M.-S. Barisits<sup>36</sup>, J. Barkeloo<sup>131</sup>, T. Barklow<sup>153</sup>, R. Barnea<sup>160</sup>, S. L. Barnes<sup>60c</sup>, B. M. Barnett<sup>144</sup>, R. M. Barnett<sup>18</sup>, Z. Barnovska-Blenessy<sup>60a</sup>, P. Baron<sup>130</sup>, A. Baroncelli<sup>60a</sup>, G. Barone<sup>29</sup>, A. J. Barr<sup>135</sup>, L. Barranco Navarro<sup>45a,45b</sup>, F. Barreiro<sup>98</sup>, J. Barreiro Guimarães da Costa<sup>15a</sup>, S. Barsov<sup>138</sup>, R. Bartoldus<sup>153</sup>, G. Bartolini<sup>101</sup>, A. E. Barton<sup>89</sup>, P. Bartos<sup>28a</sup>, A. Basalae<sup>46</sup>, A. Bassalat<sup>132,aq</sup>, M. J. Basso<sup>167</sup>, R. L. Bates<sup>57</sup>, S. Batlamous<sup>35e</sup>, J. R. Batley<sup>32</sup>, B. Batool<sup>151</sup>, M. Battaglia<sup>146</sup>, M. Bauce<sup>72a,72b</sup>, F. Bauer<sup>145</sup>, K. T. Bauer<sup>171</sup>, H. S. Bawa<sup>31,m</sup>, J. B. Beacham<sup>49</sup>, T. Beau<sup>136</sup>, P. H. Beauchemin<sup>170</sup>, F. Becherer<sup>52</sup>, P. Bechtel<sup>24</sup>, H. C. Beck<sup>53</sup>, H. P. Beck<sup>20,s</sup>, K. Becker<sup>52</sup>, M. Becker<sup>99</sup>, C. Becot<sup>46</sup>, A. Beddall<sup>12d</sup>, A. J. Beddall<sup>12a</sup>, V. A. Bednyakov<sup>79</sup>, M. Bedognetti<sup>119</sup>, C. P. Bee<sup>155</sup>, T. A. Beermann<sup>76</sup>, M. Begalli<sup>80b</sup>, M. Begel<sup>29</sup>, A. Behera<sup>155</sup>, J. K. Behr<sup>46</sup>, F. Beisiegel<sup>24</sup>, A. S. Bell<sup>94</sup>, G. Bella<sup>161</sup>, L. Bellagamba<sup>23b</sup>, A. Bellerive<sup>34</sup>, P. Bellos<sup>9</sup>, K. Beloborodov<sup>121a,121b</sup>, K. Belotskiy<sup>111</sup>, N. L. Belyaev<sup>111</sup>, D. Benchechroun<sup>35a</sup>, N. Benekos<sup>10</sup>, Y. Benhammou<sup>161</sup>, D. P. Benjamin<sup>6</sup>, M. Benoit<sup>54</sup>, J. R. Bensinger<sup>26</sup>, S. Bentvelsen<sup>119</sup>, L. Beresford<sup>135</sup>, M. Beretta<sup>51</sup>, D. Berge<sup>46</sup>, E. Bergeas Kuutmann<sup>172</sup>, N. Berger<sup>5</sup>, B. Bergmann<sup>142</sup>, L. J. Bergsten<sup>26</sup>, J. Beringer<sup>18</sup>, S. Berlendis<sup>7</sup>, N. R. Bernard<sup>102</sup>, G. Bernardi<sup>136</sup>, C. Bernius<sup>153</sup>, F. U. Bernlochner<sup>24</sup>, T. Berry<sup>93</sup>, P. Berta<sup>99</sup>, C. Bertella<sup>15a</sup>, I. A. Bertram<sup>89</sup>, O. Bessidskaia Bylund<sup>182</sup>, N. Besson<sup>145</sup>, A. Bethani<sup>100</sup>, S. Bethke<sup>114</sup>, A. Betti<sup>24</sup>, A. J. Bevan<sup>92</sup>, J. Beyer<sup>114</sup>, D. S. Bhattacharya<sup>177</sup>, R. Bi<sup>139</sup>, R. M. Bianchi<sup>139</sup>, O. Biebel<sup>113</sup>, D. Biedermann<sup>19</sup>, R. Bielski<sup>36</sup>, K. Bierwagen<sup>99</sup>, N. V. Biesuz<sup>71a,71b</sup>, M. Biglietti<sup>74a</sup>, T. R. V. Billoud<sup>109</sup>, M. Bindi<sup>53</sup>, A. Bingul<sup>12d</sup>, C. Bini<sup>72a,72b</sup>, S. Biondi<sup>23a,23b</sup>, M. Birman<sup>180</sup>, T. Bisanz<sup>53</sup>, J. P. Biswal<sup>161</sup>, D. Biswas<sup>181,j</sup>, A. Bitadze<sup>100</sup>, C. Bittrich<sup>48</sup>, K. Bjørke<sup>134</sup>, K. M. Black<sup>25</sup>, T. Blazek<sup>28a</sup>, I. Bloch<sup>46</sup>, C. Blocker<sup>26</sup>, A. Blue<sup>57</sup>, U. Blumenschein<sup>92</sup>, G. J. Bobbink<sup>119</sup>, V. S. Bobrovnikov<sup>121a,121b</sup>, S. S. Bocchetta<sup>96</sup>, A. Bocci<sup>49</sup>, D. Boerner<sup>46</sup>, D. Bogavac<sup>14</sup>, A. G. Bogdanchikov<sup>121a,121b</sup>, C. Bohm<sup>45a</sup>, V. Boisvert<sup>93</sup>, P. Bokan<sup>53,172</sup>, T. Bold<sup>83a</sup>, A. S. Boldyrev<sup>112</sup>, A. E. Bolz<sup>61b</sup>, M. Bomben<sup>136</sup>, M. Bona<sup>92</sup>, J. S. Bonilla<sup>131</sup>, M. Boonekamp<sup>145</sup>, H. M. Borecka-Bielska<sup>90</sup>, A. Borisov<sup>122</sup>, G. Borissov<sup>89</sup>, J. Bortfeldt<sup>36</sup>, D. Bortoletto<sup>135</sup>, D. Boscherini<sup>23b</sup>, M. Bosman<sup>14</sup>, J. D. Bossio Sola<sup>103</sup>, K. Bouaouda<sup>35a</sup>, J. Boudreau<sup>139</sup>, E. V. Bouhova-Thacker<sup>89</sup>, D. Boumediene<sup>38</sup>, S. K. Boutle<sup>57</sup>, A. Boveia<sup>126</sup>, J. Boyd<sup>36</sup>, D. Boye<sup>33b,ar</sup>, I. R. Boyko<sup>79</sup>, A. J. Bozson<sup>93</sup>, J. Bracinik<sup>21</sup>, N. Brahimi<sup>101</sup>, G. Brandt<sup>182</sup>, O. Brandt<sup>32</sup>, F. Braren<sup>46</sup>, B. Brau<sup>102</sup>, J. E. Brau<sup>131</sup>, W. D. Breaden Madden<sup>57</sup>, K. Brendlinger<sup>46</sup>, L. Brenner<sup>46</sup>, R. Brenner<sup>172</sup>, S. Bressler<sup>180</sup>, B. Brickwedde<sup>99</sup>, D. L. Briglin<sup>21</sup>, D. Britton<sup>57</sup>, D. Britzger<sup>114</sup>, I. Brock<sup>24</sup>, R. Brock<sup>106</sup>, G. Brooijmans<sup>39</sup>, W. K. Brooks<sup>147c</sup>, E. Brost<sup>120</sup>, J. H. Broughton<sup>21</sup>, P. A. Bruckman de Renstrom<sup>84</sup>, D. Bruncko<sup>28b</sup>, A. Bruni<sup>23b</sup>, G. Bruni<sup>23b</sup>, L. S. Bruni<sup>119</sup>, S. Bruno<sup>73a,73b</sup>, B. H. Brunt<sup>32</sup>, M. Bruschi<sup>23b</sup>, N. Bruscino<sup>139</sup>, P. Bryant<sup>37</sup>, L. Bryngemark<sup>96</sup>, T. Buanes<sup>17</sup>, Q. Buat<sup>36</sup>, P. Buchholz<sup>151</sup>, A. G. Buckley<sup>57</sup>, I. A. Budagov<sup>79</sup>, M. K. Bugge<sup>134</sup>, F. Bühner<sup>52</sup>,

O. Bulekov<sup>111</sup>, T. J. Burch<sup>120</sup>, S. Burdin<sup>90</sup>, C. D. Burgard<sup>119</sup>, A. M. Burger<sup>129</sup>, B. Burghgrave<sup>8</sup>, J. T. P. Burr<sup>46</sup>, C. D. Burton<sup>11</sup>, J. C. Burzynski<sup>102</sup>, V. Büscher<sup>99</sup>, E. Buschmann<sup>53</sup>, P. J. Bussey<sup>57</sup>, J. M. Butler<sup>25</sup>, C. M. Buttar<sup>57</sup>, J. M. Butterworth<sup>94</sup>, P. Butti<sup>36</sup>, W. Buttinger<sup>36</sup>, C. J. Buxo Vazquez<sup>106</sup>, A. Buzatu<sup>158</sup>, A. R. Buzykaev<sup>121a,121b</sup>, G. Cabras<sup>23a,23b</sup>, S. Cabrera Urbán<sup>174</sup>, D. Caforio<sup>56</sup>, H. Cai<sup>173</sup>, V. M. M. Cairo<sup>153</sup>, O. Cakir<sup>4a</sup>, N. Calace<sup>36</sup>, P. Calafiura<sup>18</sup>, A. Calandri<sup>101</sup>, G. Calderini<sup>136</sup>, P. Calfayan<sup>65</sup>, G. Callea<sup>57</sup>, L. P. Caloba<sup>80b</sup>, S. Calvente Lopez<sup>98</sup>, D. Calvet<sup>38</sup>, S. Calvet<sup>38</sup>, T. P. Calvet<sup>155</sup>, M. Calvetti<sup>71a,71b</sup>, R. Camacho Toro<sup>136</sup>, S. Camarda<sup>36</sup>, D. Camarero Munoz<sup>98</sup>, P. Camarri<sup>73a,73b</sup>, D. Cameron<sup>134</sup>, R. Caminal Armadans<sup>102</sup>, C. Camincher<sup>36</sup>, S. Campana<sup>36</sup>, M. Campanelli<sup>94</sup>, A. Camplani<sup>40</sup>, A. Campoverde<sup>151</sup>, V. Canale<sup>69a,69b</sup>, A. Canesse<sup>103</sup>, M. Cano Bret<sup>60c</sup>, J. Cantero<sup>129</sup>, T. Cao<sup>161</sup>, Y. Cao<sup>173</sup>, M. D. M. Capeans Garrido<sup>36</sup>, M. Capua<sup>41a,41b</sup>, R. Cardarelli<sup>73a</sup>, F. Cardillo<sup>149</sup>, G. Carducci<sup>41a,41b</sup>, I. Carli<sup>143</sup>, T. Carli<sup>36</sup>, G. Carlino<sup>69a</sup>, B. T. Carlson<sup>139</sup>, L. Carminati<sup>68a,68b</sup>, R. M. D. Carney<sup>45a,45b</sup>, S. Caron<sup>118</sup>, E. Carquin<sup>147c</sup>, S. Carrá<sup>46</sup>, J. W. S. Carter<sup>167</sup>, M. P. Casado<sup>14e</sup>, A. F. Casha<sup>167</sup>, D. W. Casper<sup>171</sup>, R. Castelijn<sup>119</sup>, F. L. Castillo<sup>174</sup>, V. Castillo Gimenez<sup>174</sup>, N. F. Castro<sup>140a,140e</sup>, A. Catinaccio<sup>36</sup>, J. R. Catmore<sup>134</sup>, A. Cattai<sup>36</sup>, J. Caudron<sup>24</sup>, V. Cavaliere<sup>29</sup>, E. Cavallaro<sup>14</sup>, M. Cavalli-Sforza<sup>14</sup>, V. Cavasinni<sup>71a,71b</sup>, E. Celebi<sup>12b</sup>, F. Ceradini<sup>74a,74b</sup>, L. Cerda Alberich<sup>174</sup>, K. Cerny<sup>130</sup>, A. S. Cerqueira<sup>80a</sup>, A. Cerri<sup>156</sup>, L. Cerrito<sup>73a,73b</sup>, F. Cerutti<sup>18</sup>, A. Cervelli<sup>23a,23b</sup>, S. A. Cetin<sup>12b</sup>, Z. Chadi<sup>35a</sup>, D. Chakraborty<sup>120</sup>, S. K. Chan<sup>59</sup>, W. S. Chan<sup>119</sup>, W. Y. Chan<sup>90</sup>, J. D. Chapman<sup>32</sup>, B. Chargeishvili<sup>159b</sup>, D. G. Charlton<sup>21</sup>, T. P. Charman<sup>92</sup>, C. C. Chau<sup>34</sup>, S. Che<sup>126</sup>, S. Chekanov<sup>6</sup>, S. V. Chekulaev<sup>168a</sup>, G. A. Chelkov<sup>79,aw</sup>, M. A. Chelstowska<sup>36</sup>, B. Chen<sup>78</sup>, C. Chen<sup>60a</sup>, C. H. Chen<sup>78</sup>, H. Chen<sup>29</sup>, J. Chen<sup>60a</sup>, J. Chen<sup>39</sup>, S. Chen<sup>137</sup>, S. J. Chen<sup>15c</sup>, X. Chen<sup>15b,av</sup>, Y. Chen<sup>82</sup>, Y.-H. Chen<sup>46</sup>, H. C. Cheng<sup>63a</sup>, H. J. Cheng<sup>15a,15d</sup>, A. Cheplakov<sup>79</sup>, E. Cheremushkina<sup>122</sup>, R. Cherkaoui El Moursli<sup>35e</sup>, E. Cheu<sup>7</sup>, K. Cheung<sup>64</sup>, T. J. A. Chevalérias<sup>145</sup>, L. Chevalier<sup>145</sup>, V. Chiarella<sup>51</sup>, G. Chiarelli<sup>71a</sup>, G. Chiodini<sup>67a</sup>, A. S. Chisholm<sup>21</sup>, A. Chitan<sup>27b</sup>, I. Chiu<sup>163</sup>, Y. H. Chiu<sup>176</sup>, M. V. Chizhov<sup>79</sup>, K. Choi<sup>65</sup>, A. R. Chomont<sup>72a,72b</sup>, S. Houridou<sup>162</sup>, Y. S. Chow<sup>119</sup>, M. C. Chu<sup>63a</sup>, X. Chu<sup>15a</sup>, J. Chudoba<sup>141</sup>, A. J. Chuinard<sup>103</sup>, J. J. Chwastowski<sup>84</sup>, L. Chytka<sup>130</sup>, D. Cieri<sup>114</sup>, K. M. Ciesla<sup>84</sup>, D. Cinca<sup>47</sup>, V. Cindro<sup>91</sup>, I. A. Cioară<sup>27b</sup>, A. Ciochio<sup>18</sup>, F. Ciroto<sup>69a,69b</sup>, Z. H. Citron<sup>180,k</sup>, M. Citterio<sup>68a</sup>, D. A. Ciubotaru<sup>27b</sup>, B. M. Ciungu<sup>167</sup>, A. Clark<sup>54</sup>, M. R. Clark<sup>39</sup>, P. J. Clark<sup>50</sup>, C. Clement<sup>45a,45b</sup>, Y. Coadou<sup>101</sup>, M. Cobal<sup>66a,66c</sup>, A. Coccaro<sup>55b</sup>, J. Cochran<sup>78</sup>, H. Cohen<sup>161</sup>, A. E. C. Coimbra<sup>36</sup>, L. Colasurdo<sup>118</sup>, B. Cole<sup>39</sup>, A. P. Colijn<sup>119</sup>, J. Collot<sup>58</sup>, P. Conde Muiño<sup>140a,f</sup>, E. Coniavitis<sup>52</sup>, S. H. Connell<sup>33b</sup>, I. A. Connelly<sup>57</sup>, S. Constantinescu<sup>27b</sup>, F. Conventi<sup>69a,ay</sup>, A. M. Cooper-Sarkar<sup>135</sup>, F. Cormier<sup>175</sup>, K. J. R. Cormier<sup>167</sup>, L. D. Corpe<sup>94</sup>, M. Corradi<sup>72a,72b</sup>, E. E. Corrigan<sup>96</sup>, F. Corriveau<sup>103,ae</sup>, A. Cortes-Gonzalez<sup>36</sup>, M. J. Costa<sup>174</sup>, F. Costanza<sup>5</sup>, D. Costanzo<sup>149</sup>, G. Cowan<sup>93</sup>, J. W. Cowley<sup>32</sup>, J. Crane<sup>100</sup>, K. Cranmer<sup>124</sup>, S. J. Crawley<sup>57</sup>, R. A. Creager<sup>137</sup>, S. Crépe-Renaudin<sup>58</sup>, F. Crescioli<sup>136</sup>, M. Cristinziani<sup>24</sup>, V. Croft<sup>119</sup>, G. Crosetti<sup>41a,41b</sup>, A. Cueto<sup>5</sup>, T. Cuhadar Donszelmann<sup>149</sup>, A. R. Cukierman<sup>153</sup>, S. Czekaierda<sup>84</sup>, P. Czodrowski<sup>36</sup>, M. J. Da Cunha Sargedas De Sousa<sup>60b</sup>, J. V. Da Fonseca Pinto<sup>80b</sup>, C. Da Via<sup>100</sup>, W. Dabrowski<sup>83a</sup>, T. Dado<sup>28a</sup>, S. Dahbi<sup>35e</sup>, T. Dai<sup>105</sup>, C. Dallapiccola<sup>102</sup>, M. Dam<sup>40</sup>, G. D'amen<sup>29</sup>, V. D'Amico<sup>74a,74b</sup>, J. Damp<sup>99</sup>, J. R. Dandoy<sup>137</sup>, M. F. Daneri<sup>30</sup>, N. P. Dang<sup>181,j</sup>, N. S. Dann<sup>100</sup>, M. Danninger<sup>175</sup>, V. Dao<sup>36</sup>, G. Darbo<sup>55b</sup>, O. Dartsis<sup>5</sup>, A. Dattagupta<sup>131</sup>, T. Daubney<sup>46</sup>, S. D'Auria<sup>68a,68b</sup>, W. Davey<sup>24</sup>, C. David<sup>46</sup>, T. Davidek<sup>143</sup>, D. R. Davis<sup>49</sup>, I. Dawson<sup>149</sup>, K. De<sup>8</sup>, R. De Asmundis<sup>69a</sup>, M. De Beurs<sup>119</sup>, S. De Castro<sup>23a,23b</sup>, S. De Cecco<sup>72a,72b</sup>, N. De Groot<sup>118</sup>, P. de Jong<sup>119</sup>, H. De la Torre<sup>106</sup>, A. De Maria<sup>15c</sup>, D. De Pedis<sup>72a</sup>, A. De Salvo<sup>72a</sup>, U. De Sanctis<sup>73a,73b</sup>, M. De Santis<sup>73a,73b</sup>, A. De Santo<sup>156</sup>, K. De Vasconcelos Corga<sup>101</sup>, J. B. De Vivie De Regie<sup>132</sup>, C. Debenedetti<sup>146</sup>, D. V. Dedovich<sup>79</sup>, A. M. Deiana<sup>42</sup>, M. Del Gaudio<sup>41a,41b</sup>, J. Del Peso<sup>98</sup>, Y. Delabat Diaz<sup>46</sup>, D. Delgove<sup>132</sup>, F. Deliot<sup>145,r</sup>, C. M. Delitzsch<sup>7</sup>, M. Della Pietra<sup>69a,69b</sup>, D. Della Volpe<sup>54</sup>, A. Dell'Acqua<sup>36</sup>, L. Dell'Asta<sup>73a,73b</sup>, M. Delmastro<sup>5</sup>, C. Delporte<sup>132</sup>, P. A. Delsart<sup>58</sup>, D. A. DeMarco<sup>167</sup>, S. Demers<sup>183</sup>, M. Demichev<sup>79</sup>, G. Demontigny<sup>109</sup>, S. P. Denisov<sup>122</sup>, D. Denysiuk<sup>119</sup>, L. D'Erano<sup>136</sup>, D. Derendarz<sup>84</sup>, J. E. Derkaoui<sup>35d</sup>, F. Derue<sup>136</sup>, P. Dervan<sup>90</sup>, K. Desch<sup>24</sup>, C. Deterre<sup>46</sup>, K. Dette<sup>167</sup>, C. Deutsch<sup>24</sup>, M. R. Devesa<sup>30</sup>, P. O. Deviveiros<sup>36</sup>, A. Dewhurst<sup>144</sup>, F. A. Di Bello<sup>54</sup>, A. Di Ciaccio<sup>73a,73b</sup>, L. Di Ciaccio<sup>5</sup>, W. K. Di Clemente<sup>137</sup>, C. Di Donato<sup>69a,69b</sup>, A. Di Girolamo<sup>36</sup>, G. Di Gregorio<sup>71a,71b</sup>, B. Di Micco<sup>74a,74b</sup>, R. Di Nardo<sup>102</sup>, K. F. Di Petrillo<sup>59</sup>, R. Di Sipio<sup>167</sup>, D. Di Valentino<sup>34</sup>, C. Diaconu<sup>101</sup>, F. A. Dias<sup>40</sup>, T. Dias Do Vale<sup>140a</sup>, M. A. Diaz<sup>147a</sup>, J. Dickinson<sup>18</sup>, E. B. Diehl<sup>105</sup>, J. Dietrich<sup>19</sup>, S. Díez Cornell<sup>46</sup>, A. Dimitrievska<sup>18</sup>, W. Ding<sup>15b</sup>, J. Dingfelder<sup>24</sup>, F. Dittus<sup>36</sup>, F. Djama<sup>101</sup>, T. Djobava<sup>159b</sup>, J. I. Djuvsland<sup>17</sup>, M. A. B. Do Vale<sup>80c</sup>, M. Dobre<sup>27b</sup>, D. Dodsworth<sup>26</sup>, C. Doglioni<sup>96</sup>, J. Dolejsi<sup>143</sup>, Z. Dolezal<sup>143</sup>, M. Donadelli<sup>80d</sup>, B. Dong<sup>60c</sup>, J. Donini<sup>38</sup>, A. D'onofrio<sup>92</sup>, M. D'Onofrio<sup>90</sup>, J. Dopke<sup>144</sup>, A. Doria<sup>69a</sup>, M. T. Dova<sup>88</sup>, A. T. Doyle<sup>57</sup>, E. Drechsler<sup>152</sup>, E. Dreyer<sup>152</sup>, T. Dreyer<sup>53</sup>, A. S. Drobac<sup>170</sup>, D. Du<sup>60b</sup>, Y. Duan<sup>60b</sup>, F. Dubinin<sup>110</sup>, M. Dubovsky<sup>28a</sup>, A. Dubreuil<sup>54</sup>, E. Duchovni<sup>180</sup>, G. Duckeck<sup>113</sup>, A. Ducourthial<sup>136</sup>, O. A. Ducu<sup>109</sup>, D. Duda<sup>114</sup>, A. Dudarev<sup>36</sup>, A. C. Dudder<sup>99</sup>, E. M. Duffield<sup>18</sup>, L. Dufflot<sup>132</sup>, M. Dührssen<sup>36</sup>, C. Dülßen<sup>182</sup>, M. Dumancic<sup>180</sup>, A. E. Dumitriu<sup>27b</sup>, A. K. Duncan<sup>57</sup>, M. Dunford<sup>61a</sup>, A. Duperrin<sup>101</sup>, H. Duran Yildiz<sup>4a</sup>, M. Düren<sup>56</sup>, A. Durglishvili<sup>159b</sup>, D. Duschinger<sup>48</sup>, B. Dutta<sup>46</sup>, D. Duvnjak<sup>1</sup>, G. I. Dyckes<sup>137</sup>, M. Dyndal<sup>36</sup>, S. Dysch<sup>100</sup>, B. S. Dziedzic<sup>84</sup>, K. M. Ecker<sup>114</sup>, R. C. Edgar<sup>105</sup>, M. G. Eggleston<sup>49</sup>, T. Eifert<sup>36</sup>, G. Eigen<sup>17</sup>, K. Einsweiler<sup>18</sup>, T. Ekelof<sup>172</sup>, H. El Jarrari<sup>35e</sup>, M. El Kacimi<sup>35c</sup>



R. El Kosseifi<sup>101</sup>, V. Ellajosyula<sup>172</sup>, M. Ellert<sup>172</sup>, F. Ellinghaus<sup>182</sup>, A. A. Elliot<sup>92</sup>, N. Ellis<sup>36</sup>, J. Elmsheuser<sup>29</sup>, M. Elsing<sup>36</sup>, D. Emeliyanov<sup>144</sup>, A. Emerman<sup>39</sup>, Y. Enari<sup>163</sup>, M. B. Epland<sup>49</sup>, J. Erdmann<sup>47</sup>, A. Ereditato<sup>20</sup>, M. Errenst<sup>36</sup>, M. Escalier<sup>132</sup>, C. Escobar<sup>174</sup>, O. Estrada Pastor<sup>174</sup>, E. Etzion<sup>161</sup>, H. Evans<sup>65</sup>, A. Ezhilov<sup>138</sup>, F. Fabbri<sup>57</sup>, L. Fabbri<sup>23a,23b</sup>, V. Fabiani<sup>118</sup>, G. Facini<sup>94</sup>, R. M. Faisca Rodrigues Pereira<sup>140a</sup>, R. M. Fakhruddinov<sup>122</sup>, S. Falciano<sup>72a</sup>, P. J. Falke<sup>5</sup>, S. Falke<sup>5</sup>, J. Faltova<sup>143</sup>, Y. Fang<sup>15a</sup>, Y. Fang<sup>15a</sup>, G. Fanourakis<sup>44</sup>, M. Fanti<sup>68a,68b</sup>, M. Faraj<sup>66a,66c,u</sup>, A. Farbin<sup>8</sup>, A. Farilla<sup>74a</sup>, E. M. Farina<sup>70a,70b</sup>, T. Farooque<sup>106</sup>, S. Farrell<sup>18</sup>, S. M. Farrington<sup>50</sup>, P. Farthouat<sup>36</sup>, F. Fassi<sup>35e</sup>, P. Fassnacht<sup>36</sup>, D. Fassouliotis<sup>9</sup>, M. Faucci Giannelli<sup>50</sup>, W. J. Fawcett<sup>32</sup>, L. Fayard<sup>132</sup>, O. L. Fedin<sup>138,p</sup>, W. Fedorko<sup>175</sup>, M. Feickert<sup>42</sup>, L. Feligioni<sup>101</sup>, A. Fell<sup>149</sup>, C. Feng<sup>60b</sup>, E. J. Feng<sup>36</sup>, M. Feng<sup>49</sup>, M. J. Fenton<sup>57</sup>, A. B. Fenyuk<sup>122</sup>, J. Ferrando<sup>46</sup>, A. Ferrante<sup>173</sup>, A. Ferrari<sup>172</sup>, P. Ferrari<sup>119</sup>, R. Ferrari<sup>70a</sup>, D. E. Ferreira de Lima<sup>61b</sup>, A. Ferrer<sup>174</sup>, D. Ferrere<sup>54</sup>, C. Ferretti<sup>105</sup>, F. Fiedler<sup>99</sup>, A. Filipčić<sup>91</sup>, F. Filthaut<sup>118</sup>, K. D. Finelli<sup>25</sup>, M. C. N. Fiolhais<sup>140a,140c,a</sup>, L. Fiorini<sup>174</sup>, F. Fischer<sup>113</sup>, W. C. Fisher<sup>106</sup>, I. Fleck<sup>151</sup>, P. Fleischmann<sup>105</sup>, R. R. M. Fletcher<sup>137</sup>, T. Flick<sup>182</sup>, B. M. Flierl<sup>113</sup>, L. Flores<sup>137</sup>, L. R. Flores Castillo<sup>63a</sup>, F. M. Follega<sup>75a,75b</sup>, N. Fomin<sup>17</sup>, J. H. Foo<sup>167</sup>, G. T. Forcolin<sup>75a,75b</sup>, A. Formica<sup>145</sup>, F. A. Förster<sup>14</sup>, A. C. Forti<sup>100</sup>, A. G. Foster<sup>21</sup>, M. G. Foti<sup>135</sup>, D. Fournier<sup>132</sup>, H. Fox<sup>89</sup>, P. Francavilla<sup>71a,71b</sup>, S. Francescato<sup>72a,72b</sup>, M. Franchini<sup>23a,23b</sup>, S. Franchino<sup>61a</sup>, D. Francis<sup>36</sup>, L. Franconi<sup>20</sup>, M. Franklin<sup>59</sup>, A. N. Fray<sup>92</sup>, P. M. Freeman<sup>21</sup>, B. Freund<sup>109</sup>, W. S. Freund<sup>80b</sup>, E. M. Freundlich<sup>47</sup>, D. C. Frizzell<sup>128</sup>, D. Froidevaux<sup>36</sup>, J. A. Frost<sup>135</sup>, C. Fukunaga<sup>164</sup>, E. Fullana Torregrosa<sup>174</sup>, E. Fumagalli<sup>55a,55b</sup>, T. Fusayasu<sup>115</sup>, J. Fuster<sup>174</sup>, A. Gabrielli<sup>23a,23b</sup>, A. Gabrielli<sup>18</sup>, G. P. Gach<sup>83a</sup>, S. Gadatsch<sup>54</sup>, P. Gadow<sup>114</sup>, G. Gagliardi<sup>55a,55b</sup>, L. G. Gagnon<sup>109</sup>, C. Galea<sup>27b</sup>, B. Galhardo<sup>140a</sup>, G. E. Gallardo<sup>135</sup>, E. J. Gallas<sup>135</sup>, B. J. Gallop<sup>144</sup>, G. Galster<sup>40</sup>, R. Gamboa Goni<sup>92</sup>, K. K. Gan<sup>126</sup>, S. Ganguly<sup>180</sup>, J. Gao<sup>60a</sup>, Y. Gao<sup>50</sup>, Y. S. Gao<sup>31,m</sup>, C. García<sup>174</sup>, J. E. García Navarro<sup>174</sup>, J. A. García Pascual<sup>15a</sup>, C. Garcia-Argos<sup>52</sup>, M. Garcia-Sciveres<sup>18</sup>, R. W. Gardner<sup>37</sup>, N. Garelli<sup>153</sup>, S. Gargiulo<sup>52</sup>, V. Garonne<sup>134</sup>, A. Gaudiello<sup>55a,55b</sup>, G. Gaudio<sup>70a</sup>, I. L. Gavrilenko<sup>110</sup>, A. Gavriilyuk<sup>123</sup>, C. Gay<sup>175</sup>, G. Gaycken<sup>46</sup>, E. N. Gazis<sup>10</sup>, A. A. Geanta<sup>27b</sup>, C. M. Gee<sup>146</sup>, C. N. P. Gee<sup>144</sup>, J. Geisen<sup>53</sup>, M. Geisen<sup>99</sup>, M. P. Geisler<sup>61a</sup>, C. Gemme<sup>55b</sup>, M. H. Genest<sup>58</sup>, C. Geng<sup>105</sup>, S. Gentile<sup>72a,72b</sup>, S. George<sup>93</sup>, T. Gerialis<sup>44</sup>, L. O. Gerlach<sup>53</sup>, P. Gessinger-Befurt<sup>99</sup>, G. Gessner<sup>47</sup>, S. Ghasemi<sup>151</sup>, M. Ghasemi Bostanabad<sup>176</sup>, A. Ghosh<sup>132</sup>, A. Ghosh<sup>77</sup>, B. Giacobbe<sup>23b</sup>, S. Giagu<sup>72a,72b</sup>, N. Giangiacomi<sup>23a,23b</sup>, P. Giannetti<sup>71a</sup>, A. Giannini<sup>69a,69b</sup>, G. Giannini<sup>14</sup>, S. M. Gibson<sup>93</sup>, M. Gignac<sup>146</sup>, D. Gillberg<sup>34</sup>, G. Gilles<sup>182</sup>, D. M. Gingrich<sup>3,ax</sup>, M. P. Giordani<sup>66a,66c</sup>, F. M. Giorgi<sup>23b</sup>, P. F. Giraud<sup>145</sup>, G. Giugliarelli<sup>66a,66c</sup>, D. Giugni<sup>68a</sup>, F. Giuli<sup>73a,73b</sup>, S. Gkaitatzis<sup>162</sup>, I. Gkialas<sup>9,h</sup>, E. L. Gkougkousis<sup>14</sup>, P. Gkoutoumis<sup>10</sup>, L. K. Gladilin<sup>112</sup>, C. Glasman<sup>98</sup>, J. Glatzer<sup>14</sup>, P. C. F. Glaysheer<sup>46</sup>, A. Glazov<sup>46</sup>, G. R. Gledhill<sup>131</sup>, M. Goblirsch-Kolb<sup>26</sup>, D. Godin<sup>109</sup>, S. Goldfarb<sup>104</sup>, T. Golling<sup>54</sup>, D. Golubkov<sup>122</sup>, A. Gomes<sup>140a,140b</sup>, R. Goncalves Gama<sup>53</sup>, R. Gonçalves<sup>140a,140b</sup>, G. Gonella<sup>52</sup>, L. Gonella<sup>21</sup>, A. Gongadze<sup>79</sup>, F. Gonnella<sup>21</sup>, J. L. Gonski<sup>59</sup>, S. González de la Hoz<sup>174</sup>, S. Gonzalez-Sevilla<sup>54</sup>, G. R. Gonzalvo Rodriguez<sup>174</sup>, L. Goossens<sup>36</sup>, P. A. Gorbounov<sup>123</sup>, H. A. Gordon<sup>29</sup>, B. Gorini<sup>36</sup>, E. Gorini<sup>67a,67b</sup>, A. Gorišek<sup>91</sup>, A. T. Goshaw<sup>49</sup>, M. I. Gostkin<sup>79</sup>, C. A. Gottardo<sup>118</sup>, M. Gouighri<sup>35b</sup>, D. Goujdami<sup>35c</sup>, A. G. Goussiou<sup>148</sup>, N. Govender<sup>33b</sup>, C. Goy<sup>5</sup>, E. Gozani<sup>160</sup>, I. Grabowska-Bold<sup>83a</sup>, E. C. Graham<sup>90</sup>, J. Gramling<sup>171</sup>, E. Gramstad<sup>134</sup>, S. Grancagnolo<sup>19</sup>, M. Grandi<sup>156</sup>, V. Gratchev<sup>138</sup>, P. M. Gravila<sup>27f</sup>, F. G. Gravili<sup>67a,67b</sup>, C. Gray<sup>57</sup>, H. M. Gray<sup>18</sup>, C. Grefe<sup>24</sup>, K. Gregersen<sup>96</sup>, I. M. Gregor<sup>46</sup>, P. Grenier<sup>153</sup>, K. Grevtsov<sup>46</sup>, C. Grieco<sup>14</sup>, N. A. Grieser<sup>128</sup>, J. Griffiths<sup>8</sup>, A. A. Grillo<sup>146</sup>, K. Grimm<sup>31,1</sup>, S. Grinstein<sup>14,z</sup>, J.-F. Grivaz<sup>132</sup>, S. Groh<sup>99</sup>, E. Gross<sup>180</sup>, J. Grosse-Knetter<sup>53</sup>, Z. J. Grout<sup>94</sup>, C. Grud<sup>105</sup>, A. Grummer<sup>117</sup>, L. Guan<sup>105</sup>, W. Guan<sup>181</sup>, J. Guenther<sup>36</sup>, A. Guerguichon<sup>132</sup>, J. G. R. Guerrero Rojas<sup>174</sup>, F. Guescini<sup>114</sup>, D. Guest<sup>171</sup>, R. Gugel<sup>52</sup>, T. Guillemain<sup>5</sup>, S. Guindon<sup>36</sup>, U. Gul<sup>57</sup>, J. Guo<sup>60c</sup>, W. Guo<sup>105</sup>, Y. Guo<sup>60a,t</sup>, Z. Guo<sup>101</sup>, R. Gupta<sup>46</sup>, S. Gurbuz<sup>12c</sup>, G. Gustavino<sup>128</sup>, M. Guth<sup>52</sup>, P. Gutierrez<sup>128</sup>, C. Gutschow<sup>94</sup>, C. Guyot<sup>145</sup>, C. Gwenlan<sup>135</sup>, C. B. Gwilliam<sup>90</sup>, A. Haas<sup>124</sup>, C. Haber<sup>18</sup>, H. K. Hadavand<sup>8</sup>, N. Haddad<sup>35e</sup>, A. Hadeef<sup>60a</sup>, S. Hageböck<sup>36</sup>, M. Haleem<sup>177</sup>, J. Haley<sup>129</sup>, G. Halladjian<sup>106</sup>, G. D. Hallewell<sup>101</sup>, K. Hamacher<sup>182</sup>, P. Hamal<sup>130</sup>, K. Hamano<sup>176</sup>, H. Hamdaoui<sup>35e</sup>, G. N. Hamity<sup>149</sup>, K. Han<sup>60a,ak</sup>, L. Han<sup>60a</sup>, S. Han<sup>15a,15d</sup>, Y. F. Han<sup>167</sup>, K. Hanagaki<sup>81,x</sup>, M. Hance<sup>146</sup>, D. M. Handl<sup>113</sup>, B. Haney<sup>137</sup>, R. Hankache<sup>136</sup>, E. Hansen<sup>96</sup>, J. B. Hansen<sup>40</sup>, J. D. Hansen<sup>40</sup>, M. C. Hansen<sup>24</sup>, P. H. Hansen<sup>40</sup>, E. C. Hanson<sup>100</sup>, K. Hara<sup>169</sup>, T. Harenberg<sup>182</sup>, S. Harkusha<sup>107</sup>, P. F. Harrison<sup>178</sup>, N. M. Hartmann<sup>113</sup>, Y. Hasegawa<sup>150</sup>, A. Hasib<sup>50</sup>, S. Hassani<sup>145</sup>, S. Haug<sup>20</sup>, R. Hauser<sup>106</sup>, L. B. Havener<sup>39</sup>, M. Havranek<sup>142</sup>, C. M. Hawkes<sup>21</sup>, R. J. Hawkins<sup>36</sup>, D. Hayden<sup>106</sup>, C. Hayes<sup>155</sup>, R. L. Hayes<sup>175</sup>, C. P. Hays<sup>135</sup>, J. M. Hays<sup>92</sup>, H. S. Hayward<sup>90</sup>, S. J. Haywood<sup>144</sup>, F. He<sup>60a</sup>, M. P. Heath<sup>50</sup>, V. Hedberg<sup>96</sup>, L. Heelan<sup>8</sup>, S. Heer<sup>24</sup>, K. K. Heidegger<sup>52</sup>, W. D. Heidorn<sup>78</sup>, J. Heilman<sup>34</sup>, S. Heim<sup>46</sup>, T. Heim<sup>18</sup>, B. Heinemann<sup>46,as</sup>, J. J. Heinrich<sup>131</sup>, L. Heinrich<sup>36</sup>, C. Heinz<sup>56</sup>, J. Hejbal<sup>141</sup>, L. Helary<sup>61b</sup>, A. Held<sup>175</sup>, S. Hellesund<sup>134</sup>, C. M. Helling<sup>146</sup>, S. Hellman<sup>45a,45b</sup>, C. Helsen<sup>36</sup>, R. C. W. Henderson<sup>89</sup>, Y. Heng<sup>181</sup>, S. Henkelmann<sup>175</sup>, A. M. Henriques Correia<sup>36</sup>, G. H. Herbert<sup>19</sup>, H. Herde<sup>26</sup>, V. Herget<sup>177</sup>, Y. Hernández Jiménez<sup>33c</sup>, H. Herr<sup>99</sup>, M. G. Herrmann<sup>113</sup>, T. Herrmann<sup>48</sup>, G. Herten<sup>52</sup>, R. Hertenberger<sup>113</sup>, L. Hervas<sup>36</sup>, T. C. Herwig<sup>137</sup>, G. G. Hesketh<sup>94</sup>, N. P. Hessay<sup>168a</sup>, A. Higashida<sup>163</sup>, S. Higashino<sup>81</sup>, E. Higón-Rodríguez<sup>174</sup>, K. Hildebrand<sup>37</sup>, E. Hill<sup>176</sup>, J. C. Hill<sup>32</sup>, K. K. Hill<sup>29</sup>, K. H. Hiller<sup>46</sup>, S. J. Hillier<sup>21</sup>, M. Hils<sup>48</sup>, I. Hinchliffe<sup>18</sup>, F. Hinterkeuser<sup>24</sup>, M. Hirose<sup>133</sup>, S. Hirose<sup>52</sup>, D. Hirschbuehl<sup>182</sup>, B. Hiti<sup>91</sup>, O. Hladik<sup>141</sup>, D. R. Hlaluku<sup>33c</sup>, X. Hoad<sup>50</sup>, J. Hobbs<sup>155</sup>, N. Hod<sup>180</sup>, M. C. Hodgkinson<sup>149</sup>, A. Hoecker<sup>36</sup>, F. Hoenic<sup>113</sup>,

D. Hohn<sup>52</sup>, D. Hohov<sup>132</sup>, T. R. Holmes<sup>37</sup>, M. Holzbock<sup>113</sup>, L. B. A. H. Hommels<sup>32</sup>, S. Honda<sup>169</sup>, T. M. Hong<sup>139</sup>, J. C. Honig<sup>52</sup>, A. Hönlle<sup>114</sup>, B. H. Hooberman<sup>173</sup>, W. H. Hopkins<sup>6</sup>, Y. Horii<sup>116</sup>, P. Horn<sup>48</sup>, L. A. Horyn<sup>37</sup>, S. Hou<sup>158</sup>, A. Houmada<sup>35a</sup>, J. Howarth<sup>100</sup>, J. Hoya<sup>88</sup>, M. Hrabovsky<sup>130</sup>, J. Hrdinka<sup>76</sup>, I. Hristova<sup>19</sup>, J. Hrivnac<sup>132</sup>, A. Hrynevich<sup>108</sup>, T. Hryn'ova<sup>5</sup>, P. J. Hsu<sup>64</sup>, S.-C. Hsu<sup>148</sup>, Q. Hu<sup>29</sup>, S. Hu<sup>60c</sup>, Y. F. Hu<sup>15a</sup>, D. P. Huang<sup>94</sup>, Y. Huang<sup>60a</sup>, Y. Huang<sup>15a</sup>, Z. Hubacek<sup>142</sup>, F. Hubaut<sup>101</sup>, M. Huebner<sup>24</sup>, F. Huegging<sup>24</sup>, T. B. Huffman<sup>135</sup>, M. Huhtinen<sup>36</sup>, R. F. H. Hunter<sup>34</sup>, P. Huo<sup>155</sup>, A. M. Hupe<sup>34</sup>, N. Huseynov<sup>79.ag</sup>, J. Huston<sup>106</sup>, J. Huth<sup>59</sup>, R. Hyneman<sup>105</sup>, S. Hyrych<sup>28a</sup>, G. Iacobucci<sup>54</sup>, G. Iakovidis<sup>29</sup>, I. Ibragimov<sup>151</sup>, L. Iconomidou-Fayard<sup>132</sup>, Z. Idrissi<sup>35e</sup>, P. Iengo<sup>36</sup>, R. Ignazzi<sup>40</sup>, O. Igonkina<sup>119.ab,\*</sup>, R. Iguchi<sup>163</sup>, T. Iizawa<sup>54</sup>, Y. Ikegami<sup>81</sup>, M. Ikeno<sup>81</sup>, D. Iliadis<sup>162</sup>, N. Ilic<sup>118,167.ac</sup>, F. Iltzsche<sup>48</sup>, G. Introzzi<sup>70a,70b</sup>, M. Iodice<sup>74a</sup>, K. Iordanidou<sup>168a</sup>, V. Ippolito<sup>72a,72b</sup>, M. F. Isacson<sup>172</sup>, M. Ishino<sup>163</sup>, W. Islam<sup>129</sup>, C. Issever<sup>135</sup>, S. Istin<sup>160</sup>, F. Ito<sup>169</sup>, J. M. Iturbe Ponce<sup>63a</sup>, R. Iuppa<sup>75a,75b</sup>, A. Ivina<sup>180</sup>, H. Iwasaki<sup>81</sup>, J. M. Izen<sup>43</sup>, V. Izzo<sup>69a</sup>, P. Jacka<sup>141</sup>, P. Jackson<sup>1</sup>, R. M. Jacobs<sup>24</sup>, B. P. Jaeger<sup>152</sup>, V. Jain<sup>2</sup>, G. Jäkel<sup>182</sup>, K. B. Jakobi<sup>99</sup>, K. Jakobs<sup>52</sup>, S. Jakobsen<sup>76</sup>, T. Jakoubek<sup>141</sup>, J. Jamieson<sup>57</sup>, K. W. Janas<sup>83a</sup>, R. Jansky<sup>54</sup>, J. Janssen<sup>24</sup>, M. Janus<sup>53</sup>, P. A. Janus<sup>83a</sup>, G. Jarlskog<sup>96</sup>, N. Javadov<sup>79.ag</sup>, T. Javůrek<sup>36</sup>, M. Javurkova<sup>52</sup>, F. Jeanneau<sup>145</sup>, L. Jeanty<sup>131</sup>, J. Jejelava<sup>159a.ah</sup>, A. Jelinskas<sup>178</sup>, P. Jenni<sup>52.b</sup>, J. Jeong<sup>46</sup>, N. Jeong<sup>46</sup>, S. Jézéquel<sup>5</sup>, H. Ji<sup>181</sup>, J. Jia<sup>155</sup>, H. Jiang<sup>78</sup>, Y. Jiang<sup>60a</sup>, Z. Jiang<sup>153.q</sup>, S. Jiggins<sup>52</sup>, F. A. Jimenez Morales<sup>38</sup>, J. Jimenez Pena<sup>114</sup>, S. Jin<sup>15c</sup>, A. Jinaru<sup>27b</sup>, O. Jinnouchi<sup>165</sup>, H. Jivan<sup>33c</sup>, P. Johansson<sup>149</sup>, K. A. Johns<sup>7</sup>, C. A. Johnson<sup>65</sup>, K. Jon-And<sup>45a,45b</sup>, R. W. L. Jones<sup>89</sup>, S. D. Jones<sup>156</sup>, S. Jones<sup>7</sup>, T. J. Jones<sup>90</sup>, J. Jongmanns<sup>61a</sup>, P. M. Jorge<sup>140a</sup>, J. Jovicevic<sup>36</sup>, X. Ju<sup>18</sup>, J. J. Junggeburth<sup>114</sup>, A. Juste Rozas<sup>14.z</sup>, A. Kaczmarzka<sup>84</sup>, M. Kado<sup>72a,72b</sup>, H. Kagan<sup>126</sup>, M. Kagan<sup>153</sup>, C. Kahra<sup>99</sup>, T. Kaji<sup>179</sup>, E. Kajomovitz<sup>160</sup>, C. W. Kalderon<sup>96</sup>, A. Kaluza<sup>99</sup>, A. Kamenshchikov<sup>122</sup>, M. Kaneda<sup>163</sup>, L. Kanjir<sup>91</sup>, Y. Kano<sup>163</sup>, V. A. Kantserov<sup>111</sup>, J. Kanzaki<sup>81</sup>, L. S. Kaplan<sup>181</sup>, D. Kar<sup>33c</sup>, K. Karava<sup>135</sup>, M. J. Kareem<sup>168b</sup>, S. N. Karpov<sup>79</sup>, Z. M. Karpova<sup>79</sup>, V. Kartvelishvili<sup>89</sup>, A. N. Karyukhin<sup>122</sup>, L. Kashif<sup>181</sup>, R. D. Kass<sup>126</sup>, A. Kastanas<sup>45a,45b</sup>, C. Kato<sup>60c,60d</sup>, J. Katzy<sup>46</sup>, K. Kawade<sup>150</sup>, K. Kawagoe<sup>87</sup>, T. Kawaguchi<sup>116</sup>, T. Kawamoto<sup>163</sup>, G. Kawamura<sup>53</sup>, E. F. Kay<sup>176</sup>, V. F. Kazanin<sup>121a,121b</sup>, R. Keeler<sup>176</sup>, R. Kehoe<sup>42</sup>, J. S. Keller<sup>34</sup>, E. Kellermann<sup>96</sup>, D. Kelsey<sup>156</sup>, J. J. Kempster<sup>21</sup>, J. Kendrick<sup>21</sup>, O. Kepka<sup>141</sup>, S. Kersten<sup>182</sup>, B. P. Kerševan<sup>91</sup>, S. Ketabchi Haghighat<sup>167</sup>, M. Khader<sup>173</sup>, F. Khalil-Zada<sup>13</sup>, M. Khandoga<sup>145</sup>, A. Khanov<sup>129</sup>, A. G. Kharlamov<sup>121a,121b</sup>, T. Kharlamova<sup>121a,121b</sup>, E. E. Khoda<sup>175</sup>, A. Khodinov<sup>166</sup>, T. J. Khoo<sup>54</sup>, E. Khramov<sup>79</sup>, J. Khubua<sup>159b</sup>, S. Kido<sup>82</sup>, M. Kiehn<sup>54</sup>, C. R. Kilby<sup>93</sup>, Y. K. Kim<sup>37</sup>, N. Kimura<sup>94</sup>, O. M. Kind<sup>19</sup>, B. T. King<sup>90.\*</sup>, D. Kirchmeier<sup>48</sup>, J. Kirk<sup>144</sup>, A. E. Kiryunin<sup>114</sup>, T. Kishimoto<sup>163</sup>, D. P. Kisiuk<sup>167</sup>, V. Kitali<sup>46</sup>, O. Kivernyk<sup>5</sup>, T. Klapdor-Kleingrothaus<sup>52</sup>, M. Klassen<sup>61a</sup>, M. H. Klein<sup>105</sup>, M. Klein<sup>90</sup>, U. Klein<sup>90</sup>, K. Kleinknecht<sup>99</sup>, P. Klimek<sup>120</sup>, A. Klimentov<sup>29</sup>, T. Klingl<sup>24</sup>, T. Klioutchnikova<sup>36</sup>, F. F. Klitzner<sup>113</sup>, P. Kluit<sup>119</sup>, S. Kluth<sup>114</sup>, E. Kneringer<sup>76</sup>, E. B. F. G. Knoops<sup>101</sup>, A. Knue<sup>52</sup>, D. Kobayashi<sup>87</sup>, T. Kobayashi<sup>163</sup>, M. Kobel<sup>48</sup>, M. Kocian<sup>153</sup>, P. Kodys<sup>143</sup>, P. T. Koenig<sup>24</sup>, T. Koffas<sup>34</sup>, N. M. Köhler<sup>36</sup>, T. Koi<sup>153</sup>, M. Kolb<sup>61b</sup>, I. Koletsou<sup>5</sup>, T. Komarek<sup>130</sup>, T. Kondo<sup>81</sup>, N. Kondrashova<sup>60c</sup>, K. Köneke<sup>52</sup>, A. C. König<sup>118</sup>, T. Kono<sup>125</sup>, R. Konoplich<sup>124.an</sup>, V. Konstantinides<sup>94</sup>, N. Konstantinidis<sup>94</sup>, B. Konya<sup>96</sup>, R. Kopeliansky<sup>65</sup>, S. Koperny<sup>83a</sup>, K. Korcyl<sup>84</sup>, K. Kordas<sup>162</sup>, G. Koren<sup>161</sup>, A. Korn<sup>94</sup>, I. Korolkov<sup>14</sup>, E. V. Korolkova<sup>149</sup>, N. Korotkova<sup>112</sup>, O. Kortner<sup>114</sup>, S. Kortner<sup>114</sup>, T. Kosek<sup>143</sup>, V. V. Kostyukhin<sup>166</sup>, A. Kotsokechagia<sup>132</sup>, A. Kotwal<sup>49</sup>, A. Koulouris<sup>10</sup>, A. Kourkoumeli-Charalampidi<sup>70a,70b</sup>, C. Kourkoumelis<sup>9</sup>, E. Kourlitis<sup>149</sup>, V. Kouskoura<sup>29</sup>, A. B. Kowalewska<sup>84</sup>, R. Kowalewski<sup>176</sup>, C. Kozakai<sup>163</sup>, W. Kozanecki<sup>145</sup>, A. S. Kozhin<sup>122</sup>, V. A. Kramarenko<sup>112</sup>, G. Kramberger<sup>91</sup>, D. Krasnoperstev<sup>60a</sup>, M. W. Krasny<sup>136</sup>, A. Krasznahorkay<sup>36</sup>, D. Krauss<sup>114</sup>, J. A. Kremer<sup>83a</sup>, J. Kretschmar<sup>90</sup>, P. Krieger<sup>167</sup>, F. Krieter<sup>113</sup>, A. Krishnan<sup>61b</sup>, K. Krizka<sup>18</sup>, K. Kroeninger<sup>47</sup>, H. Kroha<sup>114</sup>, J. Kroll<sup>141</sup>, J. Kroll<sup>137</sup>, K. S. Krowpman<sup>106</sup>, J. Krstic<sup>16</sup>, U. Kruchonak<sup>79</sup>, H. Krüger<sup>24</sup>, N. Krumnack<sup>78</sup>, M. C. Kruse<sup>49</sup>, J. A. Krzysiak<sup>84</sup>, T. Kubota<sup>104</sup>, O. Kuchinskaia<sup>166</sup>, S. Kuday<sup>4b</sup>, J. T. Kuechler<sup>46</sup>, S. Kuehn<sup>36</sup>, A. Kugel<sup>61a</sup>, T. Kuhl<sup>46</sup>, V. Kukhtin<sup>79</sup>, R. Kukla<sup>101</sup>, Y. Kulchitsky<sup>107.aj</sup>, S. Kuleshov<sup>147c</sup>, Y. P. Kulinich<sup>173</sup>, M. Kuna<sup>58</sup>, T. Kuniyo<sup>85</sup>, A. Kupco<sup>141</sup>, T. Kupfer<sup>47</sup>, O. Kuprash<sup>52</sup>, H. Kurashige<sup>82</sup>, L. L. Kurchaninov<sup>168a</sup>, Y. A. Kurochkin<sup>107</sup>, A. Kurova<sup>111</sup>, M. G. Kurth<sup>15a,15d</sup>, E. S. Kuwertz<sup>36</sup>, M. Kuze<sup>165</sup>, A. K. Kvam<sup>148</sup>, J. Kvita<sup>130</sup>, T. Kwan<sup>103</sup>, A. La Rosa<sup>114</sup>, L. La Rotonda<sup>41a,41b</sup>, F. La Ruffa<sup>41a,41b</sup>, C. Lacasta<sup>174</sup>, F. Lacava<sup>72a,72b</sup>, D. P. J. Lack<sup>100</sup>, H. Lacker<sup>19</sup>, D. Lacour<sup>136</sup>, E. Ladygin<sup>79</sup>, R. Lafaye<sup>5</sup>, B. Laforge<sup>136</sup>, T. Lagouri<sup>33c</sup>, S. Lai<sup>53</sup>, S. Lammers<sup>65</sup>, W. Lampl<sup>7</sup>, C. Lampoudis<sup>162</sup>, E. Lançon<sup>29</sup>, U. Landgraf<sup>52</sup>, M. P. J. Landon<sup>92</sup>, M. C. Lanfermann<sup>54</sup>, V. S. Lang<sup>46</sup>, J. C. Lange<sup>53</sup>, R. J. Langenberg<sup>36</sup>, A. J. Lankford<sup>171</sup>, F. Lanni<sup>29</sup>, K. Lantzsch<sup>24</sup>, A. Lanza<sup>70a</sup>, A. Lapertosa<sup>55a,55b</sup>, S. Laplace<sup>136</sup>, J. F. Laporte<sup>145</sup>, T. Lari<sup>68a</sup>, F. Lasagni Manghi<sup>23a,23b</sup>, M. Lassnig<sup>36</sup>, T. S. Lau<sup>63a</sup>, A. Laudrain<sup>132</sup>, A. Laurier<sup>34</sup>, M. Lavorgna<sup>69a,69b</sup>, S. D. Lawlor<sup>93</sup>, M. Lazzaroni<sup>68a,68b</sup>, B. Le<sup>104</sup>, E. Le Guirriec<sup>101</sup>, M. LeBlanc<sup>7</sup>, T. LeCompte<sup>6</sup>, F. Ledroit-Guillon<sup>58</sup>, A. C. A. Lee<sup>94</sup>, C. A. Lee<sup>29</sup>, G. R. Lee<sup>17</sup>, L. Lee<sup>59</sup>, S. C. Lee<sup>158</sup>, S. J. Lee<sup>34</sup>, S. Lee<sup>78</sup>, B. Lefebvre<sup>168a</sup>, H. P. Lefebvre<sup>93</sup>, M. Lefebvre<sup>176</sup>, F. Legger<sup>113</sup>, C. Leggett<sup>18</sup>, K. Lehmann<sup>152</sup>, N. Lehmann<sup>182</sup>, G. Lehmann Miotto<sup>36</sup>, W. A. Leight<sup>46</sup>, A. Leisos<sup>162.y</sup>, M. A. L. Leite<sup>80d</sup>, C. E. Leitgeb<sup>113</sup>, R. Leitner<sup>143</sup>, D. Lellouch<sup>180.\*</sup>, K. J. C. Leney<sup>42</sup>, T. Lenz<sup>24</sup>, B. Lenzi<sup>36</sup>, R. Leone<sup>7</sup>, S. Leone<sup>71a</sup>, C. Leonidopoulos<sup>50</sup>, A. Leopold<sup>136</sup>, G. Lerner<sup>156</sup>, C. Leroy<sup>109</sup>, R. Les<sup>167</sup>, C. G. Lester<sup>32</sup>, M. Levchenko<sup>138</sup>, J. Levêque<sup>5</sup>, D. Levin<sup>105</sup>, L. J. Levinson<sup>180</sup>, D. J. Lewis<sup>21</sup>, B. Li<sup>15b</sup>, B. Li<sup>105</sup>, C.-Q. Li<sup>60a</sup>, F. Li<sup>60c</sup>

H. Li<sup>60a</sup>, H. Li<sup>60b</sup>, J. Li<sup>60c</sup>, K. Li<sup>153</sup>, L. Li<sup>60c</sup>, M. Li<sup>15a</sup>, Q. Li<sup>15a,15d</sup>, Q. Y. Li<sup>60a</sup>, S. Li<sup>60c,60d</sup>, X. Li<sup>46</sup>, Y. Li<sup>46</sup>, Z. Li<sup>60b</sup>, Z. Liang<sup>15a</sup>, B. Liberti<sup>73a</sup>, A. Liblong<sup>167</sup>, K. Lie<sup>63c</sup>, C. Y. Lin<sup>32</sup>, K. Lin<sup>106</sup>, T. H. Lin<sup>99</sup>, R. A. Linck<sup>65</sup>, J. H. Lindon<sup>21</sup>, A. L. Lioni<sup>54</sup>, E. Lipeles<sup>137</sup>, A. Lipniacka<sup>17</sup>, M. Lisovyi<sup>61b</sup>, T. M. Liss<sup>173,au</sup>, A. Lister<sup>175</sup>, A. M. Litke<sup>146</sup>, J. D. Little<sup>8</sup>, B. Liu<sup>78</sup>, B. L. Liu<sup>6</sup>, H. B. Liu<sup>29</sup>, H. Liu<sup>105</sup>, J. B. Liu<sup>60a</sup>, J. K. K. Liu<sup>135</sup>, K. Liu<sup>136</sup>, M. Liu<sup>60a</sup>, P. Liu<sup>18</sup>, Y. Liu<sup>15a,15d</sup>, Y. L. Liu<sup>105</sup>, Y. W. Liu<sup>60a</sup>, M. Livan<sup>70a,70b</sup>, A. Lleres<sup>58</sup>, J. Llorente Merino<sup>152</sup>, S. L. Lloyd<sup>92</sup>, C. Y. Lo<sup>63b</sup>, F. Lo Sterzo<sup>42</sup>, E. M. Lobodzinska<sup>46</sup>, P. Loch<sup>7</sup>, S. Loffredo<sup>73a,73b</sup>, T. Lohse<sup>19</sup>, K. Lohwasser<sup>149</sup>, M. Lokajicek<sup>141</sup>, J. D. Long<sup>173</sup>, R. E. Long<sup>89</sup>, L. Longo<sup>36</sup>, K. A. Looper<sup>126</sup>, J. A. Lopez<sup>147c</sup>, I. Lopez Paz<sup>100</sup>, A. Lopez Solis<sup>149</sup>, J. Lorenz<sup>113</sup>, N. Lorenzo Martinez<sup>5</sup>, M. Losada<sup>22</sup>, P. J. Lösel<sup>113</sup>, A. Lösle<sup>52</sup>, X. Lou<sup>46</sup>, X. Lou<sup>15a</sup>, A. Lounis<sup>132</sup>, J. Love<sup>6</sup>, P. A. Love<sup>89</sup>, J. J. Lozano Bahilo<sup>174</sup>, M. Lu<sup>60a</sup>, Y. J. Lu<sup>64</sup>, H. J. Lubatti<sup>148</sup>, C. Luci<sup>72a,72b</sup>, A. Lucotte<sup>58</sup>, C. Luedtke<sup>52</sup>, F. Luehring<sup>65</sup>, I. Luise<sup>136</sup>, L. Luminari<sup>72a</sup>, B. Lund-Jensen<sup>154</sup>, M. S. Lutz<sup>102</sup>, D. Lynn<sup>29</sup>, R. Lysak<sup>141</sup>, E. Lytken<sup>96</sup>, F. Lyu<sup>15a</sup>, V. Lyubushkin<sup>79</sup>, T. Lyubushkina<sup>79</sup>, H. Ma<sup>29</sup>, L. L. Ma<sup>60b</sup>, Y. Ma<sup>60b</sup>, G. Maccarrone<sup>51</sup>, A. Macchiolo<sup>114</sup>, C. M. Macdonald<sup>149</sup>, J. Machado Miguens<sup>137</sup>, D. Madaffari<sup>174</sup>, R. Madar<sup>38</sup>, W. F. Mader<sup>48</sup>, N. Madysa<sup>48</sup>, J. Maeda<sup>82</sup>, S. Maeland<sup>17</sup>, T. Maeno<sup>29</sup>, M. Maerker<sup>48</sup>, A. S. Maevskiy<sup>112</sup>, V. Magerl<sup>52</sup>, N. Magini<sup>78</sup>, D. J. Mahon<sup>39</sup>, C. Maidantchik<sup>80b</sup>, T. Maier<sup>113</sup>, A. Maio<sup>140a,140b,140d</sup>, K. Maj<sup>83a</sup>, O. Majersky<sup>28a</sup>, S. Majewski<sup>131</sup>, Y. Makida<sup>81</sup>, N. Makovec<sup>132</sup>, B. Malaescu<sup>136</sup>, Pa. Malecki<sup>84</sup>, V. P. Maleev<sup>138</sup>, F. Malek<sup>58</sup>, U. Mallik<sup>77</sup>, D. Malon<sup>6</sup>, C. Malone<sup>32</sup>, S. Maltezos<sup>10</sup>, S. Malyukov<sup>79</sup>, J. Mamuzic<sup>174</sup>, G. Mancini<sup>51</sup>, I. Mandić<sup>91</sup>, L. Manhaes de Andrade Filho<sup>80a</sup>, I. M. Maniatis<sup>162</sup>, J. Manjarres Ramos<sup>48</sup>, K. H. Mankinen<sup>96</sup>, A. Mann<sup>113</sup>, A. Manousos<sup>76</sup>, B. Mansoulie<sup>145</sup>, I. Manthos<sup>162</sup>, S. Manzoni<sup>119</sup>, A. Marantis<sup>162</sup>, G. Marceca<sup>30</sup>, L. Marchese<sup>135</sup>, G. Marchiori<sup>136</sup>, M. Marcisovsky<sup>141</sup>, L. Marcoccia<sup>73a,73b</sup>, C. Marcon<sup>96</sup>, C. A. Marin Tobon<sup>36</sup>, M. Marjanovic<sup>128</sup>, Z. Marshall<sup>18</sup>, M.U.F. Martensson<sup>172</sup>, S. Marti-Garcia<sup>174</sup>, C. B. Martin<sup>126</sup>, T. A. Martin<sup>178</sup>, V. J. Martin<sup>50</sup>, B. Martin dit Latour<sup>17</sup>, L. Martinelli<sup>74a,74b</sup>, M. Martinez<sup>14,z</sup>, V. I. Martinez Outschoorn<sup>102</sup>, S. Martin-Haugh<sup>144</sup>, V. S. Martoiu<sup>27b</sup>, A. C. Martyniuk<sup>94</sup>, A. Marzin<sup>36</sup>, S. R. Maschek<sup>114</sup>, L. Masetti<sup>99</sup>, T. Mashimo<sup>163</sup>, R. Mashinistov<sup>110</sup>, J. Masik<sup>100</sup>, A. L. Maslennikov<sup>121a,121b</sup>, L. Massa<sup>73a,73b</sup>, P. Massarotti<sup>69a,69b</sup>, P. Mastrandrea<sup>71a,71b</sup>, A. Mastroberardino<sup>41a,41b</sup>, T. Masubuchi<sup>163</sup>, D. Matakias<sup>10</sup>, A. Matic<sup>113</sup>, P. Mättig<sup>24</sup>, J. Maurer<sup>27b</sup>, B. Maček<sup>91</sup>, D. A. Maximov<sup>121a,121b</sup>, R. Mazini<sup>158</sup>, I. Maznas<sup>162</sup>, S. M. Mazza<sup>146</sup>, S. P. Mc Kee<sup>105</sup>, T. G. McCarthy<sup>114</sup>, W. P. McCormack<sup>18</sup>, E. F. McDonald<sup>104</sup>, J. A. Mcfayden<sup>36</sup>, G. Mchedlize<sup>159b</sup>, M. A. McKay<sup>42</sup>, K. D. McLean<sup>176</sup>, S. J. McMahan<sup>144</sup>, P. C. McNamara<sup>104</sup>, C. J. McNicol<sup>178</sup>, R. A. McPherson<sup>176,ae</sup>, J. E. Mdhului<sup>33c</sup>, Z. A. Meadows<sup>102</sup>, S. Meehan<sup>36</sup>, T. Megy<sup>52</sup>, S. Mehlhase<sup>113</sup>, A. Mehta<sup>90</sup>, T. Meideck<sup>58</sup>, B. Meirose<sup>43</sup>, D. Melini<sup>174</sup>, B. R. Mellado Garcia<sup>33c</sup>, J. D. Mellenthin<sup>53</sup>, M. Melo<sup>28a</sup>, F. Meloni<sup>46</sup>, A. Melzer<sup>24</sup>, S. B. Menary<sup>100</sup>, E. D. Mendes Gouveia<sup>140a,140e</sup>, L. Meng<sup>36</sup>, X. T. Meng<sup>105</sup>, S. Menke<sup>114</sup>, E. Meoni<sup>41a,41b</sup>, S. Mergelmeyer<sup>19</sup>, S. A. M. Merkt<sup>139</sup>, C. Merlassino<sup>20</sup>, P. Mermod<sup>54</sup>, L. Merola<sup>69a,69b</sup>, C. Meroni<sup>68a</sup>, O. Meshkov<sup>110,112</sup>, J. K. R. Meshreki<sup>151</sup>, A. Messina<sup>72a,72b</sup>, J. Metcalfe<sup>6</sup>, A. S. Mete<sup>171</sup>, C. Meyer<sup>65</sup>, J. Meyer<sup>160</sup>, J.-P. Meyer<sup>145</sup>, H. Meyer Zu Theenhausen<sup>61a</sup>, F. Miano<sup>156</sup>, M. Michetti<sup>19</sup>, R. P. Middleton<sup>144</sup>, L. Mijović<sup>50</sup>, G. Mikenberg<sup>180</sup>, M. Mikesikova<sup>141</sup>, M. Mikuž<sup>91</sup>, H. Mildner<sup>149</sup>, M. Milesi<sup>104</sup>, A. Milic<sup>167</sup>, D. A. Millar<sup>92</sup>, D. W. Miller<sup>37</sup>, A. Milov<sup>180</sup>, D. A. Milstead<sup>45a,45b</sup>, R. A. Mina<sup>153,q</sup>, A. A. Minaenko<sup>122</sup>, M. Miñano Moya<sup>174</sup>, I. A. Minashvili<sup>159b</sup>, A. I. Mincer<sup>124</sup>, B. Mindur<sup>83a</sup>, M. Mineev<sup>79</sup>, Y. Minegishi<sup>163</sup>, L. M. Mir<sup>14</sup>, A. Mirto<sup>67a,67b</sup>, K. P. Mistry<sup>137</sup>, T. Mitani<sup>179</sup>, J. Mitrevski<sup>113</sup>, V. A. Mitsou<sup>174</sup>, M. Mittal<sup>60c</sup>, O. Miu<sup>167</sup>, A. Miucci<sup>20</sup>, P. S. Miyagawa<sup>149</sup>, A. Mizukami<sup>81</sup>, J. U. Mjörnmark<sup>96</sup>, T. Mkrtychyan<sup>184</sup>, M. Mlynarikova<sup>143</sup>, T. Moa<sup>45a,45b</sup>, K. Mochizuki<sup>109</sup>, P. Mogg<sup>52</sup>, S. Mohapatra<sup>39</sup>, R. Moles-Valls<sup>24</sup>, M. C. Mondragon<sup>106</sup>, K. Mönig<sup>46</sup>, J. Monk<sup>40</sup>, E. Monnier<sup>101</sup>, A. Montalbano<sup>152</sup>, J. Montejo Berlingen<sup>36</sup>, M. Montella<sup>94</sup>, F. Monticelli<sup>88</sup>, S. Monzani<sup>68a</sup>, N. Morange<sup>132</sup>, D. Moreno<sup>22</sup>, M. Moreno Llácer<sup>36</sup>, C. Moreno Martinez<sup>14</sup>, P. Morettini<sup>55b</sup>, M. Morgenstern<sup>119</sup>, S. Morgenstern<sup>48</sup>, D. Mori<sup>152</sup>, M. Morii<sup>59</sup>, M. Morinaga<sup>179</sup>, V. Morisbak<sup>134</sup>, A. K. Morley<sup>36</sup>, G. Mornacchi<sup>36</sup>, A. P. Morris<sup>94</sup>, L. Morvaj<sup>155</sup>, P. Moschovakos<sup>36</sup>, B. Moser<sup>119</sup>, M. Mosidze<sup>159b</sup>, T. Moskalets<sup>145</sup>, H. J. Moss<sup>149</sup>, J. Moss<sup>31,n</sup>, E. J. W. Moyses<sup>102</sup>, S. Muanza<sup>101</sup>, J. Mueller<sup>139</sup>, R. S. P. Mueller<sup>113</sup>, D. Muenstermann<sup>89</sup>, G. A. Mullier<sup>96</sup>, J. L. Munoz Martinez<sup>14</sup>, F. J. Munoz Sanchez<sup>100</sup>, P. Murin<sup>28b</sup>, W. J. Murray<sup>144,178</sup>, A. Murrone<sup>68a,68b</sup>, M. Muškinja<sup>18</sup>, C. Mwewa<sup>33a</sup>, A. G. Myagkov<sup>122,ao</sup>, J. Myers<sup>131</sup>, M. Myska<sup>142</sup>, B. P. Nachman<sup>18</sup>, O. Nackenhorst<sup>47</sup>, A. Nag Nag<sup>48</sup>, K. Nagai<sup>135</sup>, K. Nagano<sup>81</sup>, Y. Nagasaka<sup>62</sup>, M. Nagel<sup>52</sup>, J. L. Nagle<sup>29</sup>, E. Nagy<sup>101</sup>, A. M. Nairz<sup>36</sup>, Y. Nakahama<sup>116</sup>, K. Nakamura<sup>81</sup>, T. Nakamura<sup>163</sup>, I. Nakano<sup>127</sup>, H. Nanjo<sup>133</sup>, F. Napolitano<sup>61a</sup>, R. F. Naranjo Garcia<sup>46</sup>, R. Narayan<sup>42</sup>, I. Naryshkin<sup>138</sup>, T. Naumann<sup>46</sup>, G. Navarro<sup>22</sup>, P. Y. Nechaeva<sup>110</sup>, F. Nechansky<sup>46</sup>, T. J. Neep<sup>21</sup>, A. Negri<sup>70a,70b</sup>, M. Negrini<sup>23b</sup>, C. Nellist<sup>53</sup>, M. E. Nelson<sup>135</sup>, S. Nemecek<sup>141</sup>, P. Nemethy<sup>124</sup>, M. Nessi<sup>36,d</sup>, M. S. Neubauer<sup>173</sup>, M. Neumann<sup>182</sup>, P. R. Newman<sup>21</sup>, Y. S. Ng<sup>19</sup>, Y. W. Y. Ng<sup>171</sup>, B. Ngair<sup>35e</sup>, H. D. N. Nguyen<sup>101</sup>, T. Nguyen Manh<sup>109</sup>, E. Nibigira<sup>38</sup>, R. B. Nickerson<sup>135</sup>, R. Nicolaidou<sup>145</sup>, D. S. Nielsen<sup>40</sup>, J. Nielsen<sup>146</sup>, N. Nikiforou<sup>11</sup>, V. Nikolaenko<sup>122,ao</sup>, I. Nikolic-Audit<sup>136</sup>, K. Nikolopoulos<sup>21</sup>, P. Nilsson<sup>29</sup>, H. R. Nindhito<sup>54</sup>, Y. Ninomiya<sup>81</sup>, A. Nisati<sup>72a</sup>, N. Nishu<sup>60c</sup>, R. Nisius<sup>114</sup>, I. Nitsche<sup>47</sup>, T. Nitta<sup>179</sup>, T. Nobe<sup>163</sup>, Y. Noguchi<sup>85</sup>, I. Nomidis<sup>136</sup>, M. A. Nomura<sup>29</sup>, M. Nordberg<sup>36</sup>, N. Norjoharuddeen<sup>135</sup>, T. Novak<sup>91</sup>, O. Novgorodova<sup>48</sup>, R. Novotny<sup>142</sup>, L. Nozka<sup>130</sup>, K. Ntekas<sup>171</sup>, E. Nurse<sup>94</sup>, F. G. Oakham<sup>34,ax</sup>, H. Oberlack<sup>114</sup>, J. Ocariz<sup>136</sup>, A. Ochi<sup>82</sup>,

I. Ochoa<sup>39</sup>, J. P. Ochoa-Ricoux<sup>147a</sup>, K. O'Connor<sup>26</sup>, S. Oda<sup>87</sup>, S. Odaka<sup>81</sup>, S. Oerdek<sup>53</sup>, A. Ogrodnik<sup>83a</sup>, A. Oh<sup>100</sup>, S. H. Oh<sup>49</sup>, C. C. Ohm<sup>154</sup>, H. Oide<sup>165</sup>, M. L. Ojeda<sup>167</sup>, H. Okawa<sup>169</sup>, Y. Okazaki<sup>85</sup>, Y. Okumura<sup>163</sup>, T. Okuyama<sup>81</sup>, A. Olariu<sup>27b</sup>, L. F. Oleiro Seabra<sup>140a</sup>, S. A. Olivares Pino<sup>147a</sup>, D. Oliveira Damazio<sup>29</sup>, J. L. Oliver<sup>1</sup>, M. J. R. Olsson<sup>171</sup>, A. Olszewski<sup>84</sup>, J. Olszowska<sup>84</sup>, D. C. O'Neil<sup>152</sup>, A. P. O'Neill<sup>135</sup>, A. Onofre<sup>140a,140e</sup>, P. U. E. Onyisi<sup>11</sup>, H. Oppen<sup>134</sup>, M. J. Oreglia<sup>37</sup>, G. E. Orellana<sup>88</sup>, D. Orestano<sup>74a,74b</sup>, N. Orlando<sup>14</sup>, R. S. Orr<sup>167</sup>, V. O'Shea<sup>57</sup>, R. Ospanov<sup>60a</sup>, G. Otero y Garzon<sup>30</sup>, H. Otono<sup>87</sup>, P. S. Ott<sup>61a</sup>, M. Ouchrif<sup>35d</sup>, J. Ouellette<sup>29</sup>, F. Ould-Saada<sup>134</sup>, A. Ouraou<sup>145</sup>, Q. Ouyang<sup>15a</sup>, M. Owen<sup>57</sup>, R. E. Owen<sup>21</sup>, V. E. Ozcan<sup>12c</sup>, N. Ozturk<sup>8</sup>, J. Pacalt<sup>130</sup>, H. A. Pacey<sup>32</sup>, K. Pachal<sup>49</sup>, A. Pacheco Pages<sup>14</sup>, C. Padilla Aranda<sup>14</sup>, S. Pagan Griso<sup>18</sup>, M. Paganini<sup>183</sup>, G. Palacino<sup>65</sup>, S. Palazzo<sup>50</sup>, S. Palestini<sup>36</sup>, M. Palka<sup>83b</sup>, D. Pallin<sup>38</sup>, I. Panagoulas<sup>10</sup>, C. E. Pandini<sup>36</sup>, J. G. Panduro Vazquez<sup>93</sup>, P. Pani<sup>46</sup>, G. Panizzo<sup>66a,66c</sup>, L. Paolozzi<sup>54</sup>, C. Papadatos<sup>109</sup>, K. Papageorgiou<sup>9,h</sup>, S. Parajuli<sup>43</sup>, A. Paramonov<sup>6</sup>, D. Paredes Hernandez<sup>63b</sup>, S. R. Paredes Saenz<sup>135</sup>, B. Parida<sup>166</sup>, T. H. Park<sup>167</sup>, A. J. Parker<sup>31</sup>, M. A. Parker<sup>32</sup>, F. Parodi<sup>55a,55b</sup>, E. W. Parrish<sup>120</sup>, J. A. Parsons<sup>39</sup>, U. Parzefall<sup>52</sup>, L. Pascual Dominguez<sup>136</sup>, V. R. Pascuzzi<sup>167</sup>, J. M. P. Pasner<sup>146</sup>, F. Pasquali<sup>119</sup>, E. Pasqualucci<sup>72a</sup>, S. Passaggio<sup>55b</sup>, F. Pastore<sup>93</sup>, P. Pasuwan<sup>45a,45b</sup>, S. Pataria<sup>99</sup>, J. R. Pater<sup>100</sup>, A. Pathak<sup>181j</sup>, T. Pauly<sup>36</sup>, B. Pearson<sup>114</sup>, M. Pedersen<sup>134</sup>, L. Pedraza Diaz<sup>118</sup>, R. Pedro<sup>140a</sup>, T. Peiffer<sup>53</sup>, S. V. Peleganchuk<sup>121a,121b</sup>, O. Penc<sup>141</sup>, H. Peng<sup>60a</sup>, B. S. Peralva<sup>80a</sup>, M. M. Perego<sup>132</sup>, A. P. Pereira Peixoto<sup>140a</sup>, D. V. Perepelitsa<sup>29</sup>, F. Peri<sup>19</sup>, L. Perini<sup>68a,68b</sup>, H. Pernegger<sup>36</sup>, S. Perrella<sup>69a,69b</sup>, K. Peters<sup>46</sup>, R. F. Y. Peters<sup>100</sup>, B. A. Petersen<sup>36</sup>, T. C. Petersen<sup>40</sup>, E. Petit<sup>101</sup>, A. Petridis<sup>1</sup>, C. Petridou<sup>162</sup>, P. Petroff<sup>132</sup>, M. Petrov<sup>135</sup>, F. Petrucci<sup>74a,74b</sup>, M. Pettee<sup>183</sup>, N. E. Pettersson<sup>102</sup>, K. Petukhova<sup>143</sup>, A. Peyaud<sup>145</sup>, R. Pezoa<sup>147c</sup>, L. Pezzotti<sup>70a,70b</sup>, T. Pham<sup>104</sup>, F. H. Phillips<sup>106</sup>, P. W. Phillips<sup>144</sup>, M. W. Phipps<sup>173</sup>, G. Piacquadio<sup>155</sup>, E. Pianori<sup>18</sup>, A. Picazio<sup>102</sup>, R. H. Pickles<sup>100</sup>, R. Piegaia<sup>30</sup>, D. Pietreanu<sup>27b</sup>, J. E. Pilcher<sup>37</sup>, A. D. Pilkington<sup>100</sup>, M. Pinamonti<sup>73a,73b</sup>, J. L. Pinfold<sup>3</sup>, M. Pitt<sup>161</sup>, L. Pizzimento<sup>73a,73b</sup>, M.-A. Pleier<sup>29</sup>, V. Pleskot<sup>143</sup>, E. Plotnikova<sup>79</sup>, P. Podberezko<sup>121a,121b</sup>, R. Poettgen<sup>96</sup>, R. Poggi<sup>54</sup>, L. Poggioli<sup>132</sup>, I. Pogrebnyak<sup>106</sup>, D. Pohl<sup>24</sup>, I. Pokharel<sup>53</sup>, G. Polesello<sup>70a</sup>, A. Poley<sup>18</sup>, A. Policicchio<sup>72a,72b</sup>, R. Polifka<sup>143</sup>, A. Polini<sup>23b</sup>, C. S. Pollard<sup>46</sup>, V. Polychronakos<sup>29</sup>, D. Ponomarenko<sup>111</sup>, L. Pontecorvo<sup>36</sup>, S. Popa<sup>27a</sup>, G. A. Popeneciu<sup>27d</sup>, L. Portales<sup>5</sup>, D. M. Portillo Quintero<sup>58</sup>, S. Pospisil<sup>142</sup>, K. Potamianos<sup>46</sup>, I. N. Potrap<sup>79</sup>, C. J. Potter<sup>32</sup>, H. Potti<sup>11</sup>, T. Poulsen<sup>96</sup>, J. Poveda<sup>36</sup>, T. D. Powell<sup>149</sup>, G. Pownall<sup>46</sup>, M. E. Pozo Astigarraga<sup>36</sup>, P. Pralavorio<sup>101</sup>, S. Prell<sup>78</sup>, D. Price<sup>100</sup>, M. Primavera<sup>67a</sup>, S. Prince<sup>103</sup>, M. L. Proffitt<sup>148</sup>, N. Proklova<sup>111</sup>, K. Prokofiev<sup>63c</sup>, F. Prokoshin<sup>79</sup>, S. Protopopescu<sup>29</sup>, J. Proudfoot<sup>6</sup>, M. Przybycien<sup>83a</sup>, D. Pudzha<sup>138</sup>, A. Puri<sup>173</sup>, P. Puzo<sup>132</sup>, J. Qian<sup>105</sup>, Y. Qin<sup>100</sup>, A. Quadt<sup>53</sup>, M. Queitsch-Maitland<sup>46</sup>, A. Qureshi<sup>1</sup>, M. Racko<sup>28a</sup>, P. Rados<sup>104</sup>, F. Ragusa<sup>68a,68b</sup>, G. Rahal<sup>97</sup>, J. A. Raine<sup>54</sup>, S. Rajagopalan<sup>29</sup>, A. Ramirez Morales<sup>92</sup>, K. Ran<sup>15a,15d</sup>, T. Rashid<sup>132</sup>, S. Raspopov<sup>5</sup>, D. M. Rauch<sup>46</sup>, F. Rauscher<sup>113</sup>, S. Rave<sup>99</sup>, B. Ravina<sup>149</sup>, I. Ravinovitch<sup>180</sup>, J. H. Rawling<sup>100</sup>, M. Raymond<sup>36</sup>, A. L. Read<sup>134</sup>, N. P. Readioff<sup>58</sup>, M. Reale<sup>67a,67b</sup>, D. M. Rebuffi<sup>70a,70b</sup>, A. Redelbach<sup>177</sup>, G. Redlinger<sup>29</sup>, K. Reeves<sup>43</sup>, L. Rehnisch<sup>19</sup>, J. Reichert<sup>137</sup>, D. Reikher<sup>161</sup>, A. Reiss<sup>99</sup>, A. Rej<sup>151</sup>, C. Rembser<sup>36</sup>, M. Renda<sup>27b</sup>, M. Rescigno<sup>72a</sup>, S. Resconi<sup>68a</sup>, E. D. Resseguie<sup>137</sup>, S. Rettie<sup>175</sup>, E. Reynolds<sup>21</sup>, O. L. Rezanova<sup>121a,121b</sup>, P. Reznicek<sup>143</sup>, E. Ricci<sup>75a,75b</sup>, R. Richter<sup>114</sup>, S. Richter<sup>46</sup>, E. Richter-Was<sup>83b</sup>, O. Ricken<sup>24</sup>, M. Ridel<sup>136</sup>, P. Rieck<sup>114</sup>, C. J. Riegel<sup>182</sup>, O. Rifki<sup>46</sup>, M. Rijssenbeek<sup>155</sup>, A. Rimoldi<sup>70a,70b</sup>, M. Rimoldi<sup>46</sup>, L. Rinaldi<sup>23b</sup>, G. Ripellino<sup>154</sup>, I. Riu<sup>14</sup>, J. C. Rivera Vergara<sup>176</sup>, F. Rizatdinova<sup>129</sup>, E. Rizvi<sup>92</sup>, C. Rizzi<sup>36</sup>, R. T. Roberts<sup>100</sup>, S. H. Robertson<sup>103,ae</sup>, M. Robin<sup>46</sup>, D. Robinson<sup>32</sup>, J. E. M. Robinson<sup>46</sup>, C. M. Robles Gajardo<sup>147c</sup>, A. Robson<sup>57</sup>, A. Rocchi<sup>73a,73b</sup>, E. Rocco<sup>99</sup>, C. Roda<sup>71a,71b</sup>, S. Rodriguez Bosca<sup>174</sup>, A. Rodriguez Perez<sup>14</sup>, D. Rodriguez Rodriguez<sup>174</sup>, A. M. Rodríguez Vera<sup>168b</sup>, S. Roe<sup>36</sup>, O. Røhne<sup>134</sup>, R. Röhrig<sup>114</sup>, R. A. Rojas<sup>147c</sup>, C. P. A. Roland<sup>65</sup>, J. Roloff<sup>59</sup>, A. Romaniouk<sup>111</sup>, M. Romano<sup>23a,23b</sup>, N. Rompotis<sup>90</sup>, M. Ronzani<sup>124</sup>, L. Roos<sup>136</sup>, S. Rosati<sup>72a</sup>, K. Rosbach<sup>52</sup>, G. Rosin<sup>102</sup>, B. J. Rosser<sup>137</sup>, E. Rossi<sup>46</sup>, E. Rossi<sup>74a,74b</sup>, E. Rossi<sup>69a,69b</sup>, L. P. Rossi<sup>55b</sup>, L. Rossini<sup>68a,68b</sup>, R. Rosten<sup>14</sup>, M. Rotaru<sup>27b</sup>, J. Rothberg<sup>148</sup>, D. Rousseau<sup>132</sup>, G. Rovelli<sup>70a,70b</sup>, A. Roy<sup>11</sup>, D. Roy<sup>33c</sup>, A. Rozanov<sup>101</sup>, Y. Rozen<sup>160</sup>, X. Ruan<sup>33c</sup>, F. Rubbo<sup>153</sup>, F. Rühr<sup>52</sup>, A. Ruiz-Martinez<sup>174</sup>, A. Rummler<sup>36</sup>, Z. Rurikova<sup>52</sup>, N. A. Rusakovitch<sup>79</sup>, H. L. Russell<sup>103</sup>, L. Rustige<sup>38,47</sup>, J. P. Rutherford<sup>7</sup>, E. M. Rüttinger<sup>149</sup>, M. Rybar<sup>39</sup>, G. Rybkin<sup>132</sup>, E. B. Rye<sup>134</sup>, A. Ryzhov<sup>122</sup>, P. Sabatini<sup>53</sup>, G. Sabato<sup>119</sup>, S. Sacerdoti<sup>132</sup>, H. F.-W. Sadrozinski<sup>146</sup>, R. Sadykov<sup>79</sup>, F. Safai Tehrani<sup>72a</sup>, B. Safarzadeh Samani<sup>156</sup>, P. Saha<sup>120</sup>, S. Saha<sup>103</sup>, M. Sahinsoy<sup>61a</sup>, A. Sahu<sup>182</sup>, M. Saimpert<sup>46</sup>, M. Saito<sup>163</sup>, T. Saito<sup>163</sup>, H. Sakamoto<sup>163</sup>, A. Sakharov<sup>124,an</sup>, D. Salamani<sup>54</sup>, G. Salamanna<sup>74a,74b</sup>, J. E. Salazar Loyola<sup>147c</sup>, P. H. Sales De Bruin<sup>172</sup>, A. Salnikov<sup>153</sup>, J. Salt<sup>174</sup>, D. Salvatore<sup>41a,41b</sup>, F. Salvatore<sup>156</sup>, A. Salvucci<sup>63a,63b,63c</sup>, A. Salzburger<sup>36</sup>, J. Samarati<sup>36</sup>, D. Sammel<sup>52</sup>, D. Sampsonidis<sup>162</sup>, D. Sampsonidou<sup>162</sup>, J. Sánchez<sup>174</sup>, A. Sanchez Pineda<sup>66a,66c</sup>, H. Sandaker<sup>134</sup>, C. O. Sander<sup>46</sup>, I. G. Sanderswood<sup>89</sup>, M. Sandhoff<sup>182</sup>, C. Sandoval<sup>22</sup>, D. P. C. Sankey<sup>144</sup>, M. Sannino<sup>55a,55b</sup>, Y. Sano<sup>116</sup>, A. Sansoni<sup>51</sup>, C. Santoni<sup>38</sup>, H. Santos<sup>140a,140b</sup>, S. N. Santpur<sup>18</sup>, A. Santra<sup>174</sup>, A. Sapronov<sup>79</sup>, J. G. Saraiva<sup>140a,140d</sup>, O. Sasaki<sup>81</sup>, K. Sato<sup>169</sup>, F. Sauerburger<sup>52</sup>, E. Sauvan<sup>5</sup>, P. Savard<sup>167,ax</sup>, N. Savic<sup>114</sup>, R. Sawada<sup>163</sup>, C. Sawyer<sup>144</sup>, L. Sawyer<sup>95,al</sup>, C. Sbarra<sup>23b</sup>, A. Sbrizzi<sup>23a</sup>, T. Scanlon<sup>94</sup>, J. Schaarschmidt<sup>148</sup>, P. Schacht<sup>114</sup>, B. M. Schachtner<sup>113</sup>, D. Schaefer<sup>37</sup>, L. Schaefer<sup>137</sup>, J. Schaeffer<sup>99</sup>, S. Schaepe<sup>36</sup>, U. Schäfer<sup>99</sup>, A. C. Schaffer<sup>132</sup>, D. Schaile<sup>113</sup>, R. D. Schamberger<sup>155</sup>, N. Scharmberg<sup>100</sup>, V. A. Schegelsky<sup>138</sup>, D. Scheirich<sup>143</sup>,

F. Schenck<sup>19</sup>, M. Schernau<sup>171</sup>, C. Schiavi<sup>55a,55b</sup>, S. Schier<sup>146</sup>, L. K. Schildgen<sup>24</sup>, Z. M. Schillaci<sup>26</sup>, E. J. Schioppa<sup>36</sup>, M. Schioppa<sup>41a,41b</sup>, K. E. Schleicher<sup>52</sup>, S. Schlenker<sup>36</sup>, K. R. Schmidt-Sommerfeld<sup>114</sup>, K. Schmieden<sup>36</sup>, C. Schmitt<sup>99</sup>, S. Schmitt<sup>46</sup>, S. Schmitz<sup>99</sup>, J. C. Schmoeckel<sup>46</sup>, U. Schnoor<sup>52</sup>, L. Schoeffel<sup>145</sup>, A. Schoening<sup>61b</sup>, P. G. Scholer<sup>52</sup>, E. Schopf<sup>135</sup>, M. Schott<sup>99</sup>, J. F. P. Schouwenberg<sup>118</sup>, J. Schovancova<sup>36</sup>, S. Schramm<sup>54</sup>, F. Schroeder<sup>182</sup>, A. Schulte<sup>99</sup>, H.-C. Schultz-Coulon<sup>61a</sup>, M. Schumacher<sup>52</sup>, B. A. Schumm<sup>146</sup>, Ph. Schune<sup>145</sup>, A. Schwartzman<sup>153</sup>, T. A. Schwarz<sup>105</sup>, Ph. Schwemling<sup>145</sup>, R. Schwienhorst<sup>106</sup>, A. Sciandra<sup>146</sup>, G. Sciolla<sup>26</sup>, M. Scodreggio<sup>46</sup>, M. Scornajenghi<sup>41a,41b</sup>, F. Scuri<sup>71a</sup>, F. Scutti<sup>104</sup>, L. M. Scyboz<sup>114</sup>, C. D. Sebastiani<sup>72a,72b</sup>, P. Seema<sup>19</sup>, S. C. Seidel<sup>117</sup>, A. Seiden<sup>146</sup>, B. D. Seidlitz<sup>29</sup>, T. Seiss<sup>37</sup>, J. M. Seixas<sup>80b</sup>, G. Sekhniaidze<sup>69a</sup>, K. Sekhon<sup>105</sup>, S. J. Sekula<sup>42</sup>, N. Semprini-Cesari<sup>23a,23b</sup>, S. Sen<sup>49</sup>, S. Senkin<sup>38</sup>, C. Serfon<sup>76</sup>, L. Serin<sup>132</sup>, L. Serkin<sup>66a,66b</sup>, M. Sessa<sup>60a</sup>, H. Severini<sup>128</sup>, T. Šfiligoj<sup>91</sup>, F. Sforza<sup>55a,55b</sup>, A. Sfyrta<sup>54</sup>, E. Shabalina<sup>53</sup>, J. D. Shahinian<sup>146</sup>, N. W. Shaikh<sup>45a,45b</sup>, D. Shaked Renous<sup>180</sup>, L. Y. Shan<sup>15a</sup>, R. Shang<sup>173</sup>, J. T. Shank<sup>25</sup>, M. Shapiro<sup>18</sup>, A. Sharma<sup>135</sup>, A. S. Sharma<sup>1</sup>, P. B. Shatalov<sup>123</sup>, K. Shaw<sup>156</sup>, S. M. Shaw<sup>100</sup>, A. Shcherbakova<sup>138</sup>, M. Shehade<sup>180</sup>, Y. Shen<sup>128</sup>, N. Sherafati<sup>34</sup>, A. D. Sherman<sup>25</sup>, P. Sherwood<sup>94</sup>, L. Shi<sup>158.at</sup>, S. Shimizu<sup>81</sup>, C. O. Shimmin<sup>183</sup>, Y. Shimogama<sup>179</sup>, M. Shimojima<sup>115</sup>, I. P. J. Shipsey<sup>135</sup>, S. Shirabe<sup>87</sup>, M. Shiyakova<sup>79.ac</sup>, J. Shlomi<sup>180</sup>, A. Shmeleva<sup>110</sup>, M. J. Shochet<sup>37</sup>, J. Shojaii<sup>104</sup>, D. R. Shope<sup>128</sup>, S. Shrestha<sup>126</sup>, E. M. Shrif<sup>33c</sup>, E. Shulga<sup>180</sup>, P. Sicho<sup>141</sup>, A. M. Sickles<sup>173</sup>, P. E. Sidebo<sup>154</sup>, E. Sideras Haddad<sup>33c</sup>, O. Sidiropoulou<sup>36</sup>, A. Sidoti<sup>23a,23b</sup>, F. Siegert<sup>48</sup>, Dj. Sijacki<sup>16</sup>, M. Jr. Silva<sup>181</sup>, M. V. Silva Oliveira<sup>80a</sup>, S. B. Silverstein<sup>45a</sup>, S. Simion<sup>132</sup>, E. Simioni<sup>99</sup>, R. Simoniello<sup>99</sup>, S. Simsek<sup>12b</sup>, P. Sinervo<sup>167</sup>, V. Sinetkii<sup>110,112</sup>, N. B. Sinev<sup>131</sup>, M. Sioli<sup>23a,23b</sup>, I. Siral<sup>105</sup>, S. Yu. Sivoklov<sup>112</sup>, J. Sjölin<sup>45a,45b</sup>, E. Skorda<sup>96</sup>, P. Skubic<sup>128</sup>, M. Slawinska<sup>84</sup>, K. Sliwa<sup>170</sup>, R. Slovak<sup>143</sup>, V. Smakhtin<sup>180</sup>, B. H. Smart<sup>144</sup>, J. Smiesko<sup>28a</sup>, N. Smirnov<sup>111</sup>, S. Yu. Smirnov<sup>111</sup>, Y. Smirnov<sup>111</sup>, L. N. Smirnova<sup>112.v</sup>, O. Smirnova<sup>96</sup>, J. W. Smith<sup>53</sup>, M. Smizanska<sup>89</sup>, K. Smolek<sup>142</sup>, A. Smykiewicz<sup>84</sup>, A. A. Snesarev<sup>110</sup>, H. L. Snoek<sup>119</sup>, I. M. Snyder<sup>131</sup>, S. Snyder<sup>29</sup>, R. Sobie<sup>176.ac</sup>, A. Soffer<sup>161</sup>, A. Sogaard<sup>50</sup>, F. Sohns<sup>53</sup>, C. A. Solans Sanchez<sup>36</sup>, E. Yu. Soldatov<sup>111</sup>, U. Soldevila<sup>174</sup>, A. A. Solodkov<sup>122</sup>, A. Soloshenko<sup>79</sup>, O. V. Solovyanov<sup>122</sup>, V. Solovyev<sup>138</sup>, P. Sommer<sup>149</sup>, H. Son<sup>170</sup>, W. Song<sup>144</sup>, W. Y. Song<sup>168b</sup>, A. Sopczak<sup>142</sup>, F. Sopkova<sup>28b</sup>, C. L. Sotiropoulou<sup>71a,71b</sup>, S. Sottocornola<sup>70a,70b</sup>, R. Soualah<sup>66a,66c.g</sup>, A. M. Soukharev<sup>121a,121b</sup>, D. South<sup>46</sup>, S. Spagnolo<sup>67a,67b</sup>, M. Spalla<sup>114</sup>, M. Spangenberg<sup>178</sup>, F. Spanò<sup>93</sup>, D. Sperlich<sup>52</sup>, T. M. Spieker<sup>61a</sup>, R. Spighi<sup>23b</sup>, G. Spigo<sup>36</sup>, M. Spina<sup>156</sup>, D. P. Spiteri<sup>57</sup>, M. Spousta<sup>143</sup>, A. Stabile<sup>68a,68b</sup>, B. L. Stamas<sup>120</sup>, R. Stamen<sup>61a</sup>, M. Stamenkovic<sup>119</sup>, E. Stanecka<sup>84</sup>, B. Stanislaus<sup>135</sup>, M. M. Stanitzki<sup>46</sup>, M. Stankaityte<sup>135</sup>, B. Stapf<sup>119</sup>, E. A. Starchenko<sup>122</sup>, G. H. Stark<sup>146</sup>, J. Stark<sup>58</sup>, S. H. Stark<sup>40</sup>, P. Staroba<sup>141</sup>, P. Starovoitov<sup>61a</sup>, S. Stärz<sup>103</sup>, R. Staszewski<sup>84</sup>, G. Stavropoulos<sup>44</sup>, M. Stegler<sup>46</sup>, P. Steinberg<sup>29</sup>, A. L. Steinhebel<sup>131</sup>, B. Stelzer<sup>152</sup>, H. J. Stelzer<sup>139</sup>, O. Stelzer-Chilton<sup>168a</sup>, H. Stenzel<sup>56</sup>, T. J. Stevenson<sup>156</sup>, G. A. Stewart<sup>36</sup>, M. C. Stockton<sup>36</sup>, G. Stoicea<sup>27b</sup>, M. Stolarski<sup>140a</sup>, S. Stonjek<sup>114</sup>, A. Straessner<sup>48</sup>, J. Strandberg<sup>154</sup>, S. Strandberg<sup>45a,45b</sup>, M. Strauss<sup>128</sup>, P. Strizenecek<sup>28b</sup>, R. Ströhmer<sup>177</sup>, D. M. Strom<sup>131</sup>, R. Stroynowski<sup>42</sup>, A. Strubig<sup>50</sup>, S. A. Stucci<sup>29</sup>, B. Stugu<sup>17</sup>, J. Stupak<sup>128</sup>, N. A. Styles<sup>46</sup>, D. Su<sup>153</sup>, S. Suchek<sup>61a</sup>, V. V. Sulim<sup>110</sup>, M. J. Sullivan<sup>90</sup>, D. M. S. Sultan<sup>54</sup>, S. Sultansoy<sup>4c</sup>, T. Sumida<sup>85</sup>, S. Sun<sup>105</sup>, X. Sun<sup>3</sup>, K. Suruliz<sup>156</sup>, C. J. E. Suster<sup>157</sup>, M. R. Sutton<sup>156</sup>, S. Suzuki<sup>81</sup>, M. Svatos<sup>141</sup>, M. Swiatkowski<sup>37</sup>, S. P. Swift<sup>2</sup>, T. Swirski<sup>177</sup>, A. Sydorenko<sup>99</sup>, I. Sykora<sup>28a</sup>, M. Sykora<sup>143</sup>, T. Sykora<sup>143</sup>, D. Ta<sup>99</sup>, K. Tackmann<sup>46.aa</sup>, J. Taenzer<sup>161</sup>, A. Taffard<sup>171</sup>, R. Tafirout<sup>168a</sup>, H. Takai<sup>29</sup>, R. Takashima<sup>86</sup>, K. Takeda<sup>82</sup>, T. Takeshita<sup>150</sup>, E. P. Takeva<sup>50</sup>, Y. Takubo<sup>81</sup>, M. Talby<sup>101</sup>, A. A. Talyshv<sup>121a,121b</sup>, N. M. Tamir<sup>161</sup>, J. Tanaka<sup>163</sup>, M. Tanaka<sup>165</sup>, R. Tanaka<sup>132</sup>, S. Tapia Araya<sup>173</sup>, S. Tapprogge<sup>99</sup>, A. Tarek Abouelfadl Mohamed<sup>136</sup>, S. Tarem<sup>160</sup>, K. Tariq<sup>60b</sup>, G. Tarna<sup>27b.c</sup>, G. F. Tartarelli<sup>68a</sup>, P. Tas<sup>143</sup>, M. Tasevsky<sup>141</sup>, T. Tashiro<sup>85</sup>, E. Tassi<sup>41a,41b</sup>, A. Tavares Delgado<sup>140a,140b</sup>, Y. Tayalati<sup>35e</sup>, A. J. Taylor<sup>50</sup>, G. N. Taylor<sup>104</sup>, W. Taylor<sup>168b</sup>, A. S. Tee<sup>89</sup>, R. Teixeira De Lima<sup>153</sup>, P. Teixeira-Dias<sup>93</sup>, H. Ten Kate<sup>36</sup>, J. J. Teoh<sup>119</sup>, S. Terada<sup>81</sup>, K. Terashi<sup>163</sup>, J. Terron<sup>98</sup>, S. Terzo<sup>14</sup>, M. Testa<sup>51</sup>, R. J. Teuscher<sup>167.ac</sup>, S. J. Thais<sup>183</sup>, T. Theveneaux-Pelzer<sup>46</sup>, F. Thiele<sup>40</sup>, D. W. Thomas<sup>93</sup>, J. O. Thomas<sup>42</sup>, J. P. Thomas<sup>21</sup>, A. S. Thompson<sup>57</sup>, P. D. Thompson<sup>21</sup>, L. A. Thomsen<sup>183</sup>, E. Thomson<sup>137</sup>, E. J. Thorpe<sup>92</sup>, R. E. Ticse Torres<sup>53</sup>, V. O. Tikhomirov<sup>110.ap</sup>, Yu. A. Tikhonov<sup>121a,121b</sup>, S. Timoshenko<sup>111</sup>, P. Tipton<sup>183</sup>, S. Tisserant<sup>101</sup>, K. Todome<sup>23a,23b</sup>, S. Todorova-Nova<sup>5</sup>, S. Todt<sup>48</sup>, J. Tojo<sup>87</sup>, S. Tokár<sup>28a</sup>, K. Tokushuku<sup>81</sup>, E. Tolley<sup>126</sup>, K. G. Tomiwa<sup>33c</sup>, M. Tomoto<sup>116</sup>, L. Tompkins<sup>153.q</sup>, B. Tong<sup>59</sup>, P. Tornambe<sup>102</sup>, E. Torrence<sup>131</sup>, H. Torres<sup>48</sup>, E. Torró Pastor<sup>148</sup>, C. Toscirri<sup>135</sup>, J. Toth<sup>101.ad</sup>, D. R. Tovey<sup>149</sup>, A. Traeet<sup>17</sup>, C. J. Treado<sup>124</sup>, T. Trefzger<sup>177</sup>, F. Tresoldi<sup>156</sup>, A. Tricoli<sup>29</sup>, I. M. Trigger<sup>168a</sup>, S. Trincaz-Duvoud<sup>136</sup>, W. Trischuk<sup>167</sup>, B. Trocme<sup>58</sup>, A. Trofymov<sup>145</sup>, C. Troncon<sup>68a</sup>, M. Trovatelli<sup>176</sup>, F. Trovato<sup>156</sup>, L. Truong<sup>33b</sup>, M. Trzebinski<sup>84</sup>, A. Trzupek<sup>84</sup>, F. Tsai<sup>46</sup>, J. C.-L. Tseng<sup>135</sup>, P. V. Tsiarehka<sup>107.aj</sup>, A. Tsigotis<sup>162</sup>, V. Tsiskaridze<sup>155</sup>, E. G. Tskhadadze<sup>159a</sup>, M. Tsopoulou<sup>162</sup>, I. I. Tsukerman<sup>123</sup>, V. Tsulaia<sup>18</sup>, S. Tsuno<sup>81</sup>, D. Tsybychev<sup>155</sup>, Y. Tu<sup>63b</sup>, A. Tudorache<sup>27b</sup>, V. Tudorache<sup>27b</sup>, T. T. Tulbure<sup>27a</sup>, A. N. Tuna<sup>59</sup>, S. Turchikhin<sup>79</sup>, D. Turgeman<sup>180</sup>, I. Turk Cakir<sup>4b.w</sup>, R. J. Turner<sup>21</sup>, R. T. Turra<sup>68a</sup>, P. M. Tuts<sup>39</sup>, S. Tzamarias<sup>162</sup>, E. Tzovara<sup>99</sup>, G. Ucchielli<sup>47</sup>, K. Uchida<sup>163</sup>, I. Ueda<sup>81</sup>, M. Ughetto<sup>45a,45b</sup>, F. Ukegawa<sup>169</sup>, G. Unal<sup>36</sup>, A. Undrus<sup>29</sup>, G. Unel<sup>171</sup>, F. C. Ungaro<sup>104</sup>, Y. Unno<sup>81</sup>, K. Uno<sup>163</sup>, J. Urban<sup>28b</sup>, P. Urquijo<sup>104</sup>, G. Usai<sup>8</sup>, Z. Uysal<sup>12d</sup>, L. Vacavant<sup>101</sup>, V. Vacek<sup>142</sup>, B. Vachon<sup>103</sup>, K. O. H. Vadla<sup>134</sup>, A. Vaidya<sup>94</sup>, C. Valderanis<sup>113</sup>, E. Valdes Santurio<sup>45a,45b</sup>, M. Valente<sup>54</sup>, S. Valentineti<sup>23a,23b</sup>, A. Valero<sup>174</sup>, L. Valéry<sup>46</sup>

R. A. Vallance<sup>21</sup>, A. Vallier<sup>36</sup>, J. A. Valls Ferrer<sup>174</sup>, T. R. Van Daalen<sup>14</sup>, P. Van Gemmeren<sup>6</sup>, I. Van Vulpen<sup>119</sup>, M. Vanadia<sup>73a,73b</sup>, W. Vandelli<sup>36</sup>, E. R. Vandewall<sup>129</sup>, A. Vaniachine<sup>166</sup>, D. Vannicola<sup>72a,72b</sup>, R. Vari<sup>72a</sup>, E. W. Varnes<sup>7</sup>, C. Varni<sup>55a,55b</sup>, T. Varol<sup>158</sup>, D. Varouchas<sup>132</sup>, K. E. Varvell<sup>157</sup>, M. E. Vasile<sup>27b</sup>, G. A. Vasquez<sup>176</sup>, J. G. Vasquez<sup>183</sup>, F. Vazeille<sup>38</sup>, D. Vazquez Furelos<sup>14</sup>, T. Vazquez Schroeder<sup>36</sup>, J. Veatch<sup>53</sup>, V. Vecchio<sup>74a,74b</sup>, M. J. Veen<sup>119</sup>, L. M. Veloce<sup>167</sup>, F. Veloso<sup>140a,140c</sup>, S. Veneziano<sup>72a</sup>, A. Ventura<sup>67a,67b</sup>, N. Venturi<sup>36</sup>, A. Verbytskyi<sup>114</sup>, V. Vercesi<sup>70a</sup>, M. Verducci<sup>71a,71b</sup>, C. M. Vergel Infante<sup>78</sup>, C. Vergis<sup>24</sup>, W. Verkerke<sup>119</sup>, A. T. Vermeulen<sup>119</sup>, J. C. Vermeulen<sup>119</sup>, M. C. Vetterli<sup>152,ax</sup>, N. Viaux Maira<sup>147c</sup>, M. Vicente Barreto Pinto<sup>54</sup>, T. Vickey<sup>149</sup>, O. E. Vickey Boeriu<sup>149</sup>, G. H. A. Viehhauser<sup>135</sup>, L. Vigani<sup>61b</sup>, M. Villa<sup>23a,23b</sup>, M. Villaplana Perez<sup>68a,68b</sup>, E. Vilucchi<sup>51</sup>, M. G. Vincter<sup>34</sup>, G. S. Virdee<sup>21</sup>, A. Vishwakarma<sup>46</sup>, C. Vittori<sup>23a,23b</sup>, I. Vivarelli<sup>156</sup>, M. Vogel<sup>182</sup>, P. Vokac<sup>142</sup>, S. E. von Buddenbrock<sup>33c</sup>, E. Von Toerne<sup>24</sup>, V. Vorobel<sup>143</sup>, K. Vorobev<sup>111</sup>, M. Vos<sup>174</sup>, J. H. Vosseveld<sup>90</sup>, M. Vozak<sup>100</sup>, N. Vranjes<sup>16</sup>, M. Vranjes Milosavljevic<sup>16</sup>, V. Vrba<sup>142</sup>, M. Vreeswijk<sup>119</sup>, R. Vuillermet<sup>36</sup>, I. Vukotic<sup>37</sup>, P. Wagner<sup>24</sup>, W. Wagner<sup>182</sup>, J. Wagner-Kuhr<sup>113</sup>, S. Wahdan<sup>182</sup>, H. Wahlberg<sup>88</sup>, V. M. Walbrecht<sup>114</sup>, J. Walder<sup>89</sup>, R. Walker<sup>113</sup>, S. D. Walker<sup>93</sup>, W. Walkowiak<sup>151</sup>, V. Wallangen<sup>45a,45b</sup>, A. M. Wang<sup>59</sup>, C. Wang<sup>60c</sup>, C. Wang<sup>60b</sup>, F. Wang<sup>181</sup>, H. Wang<sup>18</sup>, H. Wang<sup>3</sup>, J. Wang<sup>63a</sup>, J. Wang<sup>157</sup>, J. Wang<sup>61b</sup>, P. Wang<sup>42</sup>, Q. Wang<sup>128</sup>, R.-J. Wang<sup>99</sup>, R. Wang<sup>60a</sup>, R. Wang<sup>6</sup>, S. M. Wang<sup>158</sup>, W. T. Wang<sup>60a</sup>, W. Wang<sup>15c,af</sup>, W. X. Wang<sup>60a,af</sup>, Y. Wang<sup>60a,am</sup>, Z. Wang<sup>60c</sup>, C. Wanotayaroj<sup>46</sup>, A. Warburton<sup>103</sup>, C. P. Ward<sup>32</sup>, D. R. Wardrope<sup>94</sup>, N. Warrack<sup>57</sup>, A. Washbrook<sup>50</sup>, A. T. Watson<sup>21</sup>, M. F. Watson<sup>21</sup>, G. Watts<sup>148</sup>, B. M. Waugh<sup>94</sup>, A. F. Webb<sup>11</sup>, S. Webb<sup>99</sup>, C. Weber<sup>183</sup>, M. S. Weber<sup>20</sup>, S. A. Weber<sup>34</sup>, S. M. Weber<sup>61a</sup>, A. R. Weidberg<sup>135</sup>, J. Weingarten<sup>47</sup>, M. Weirich<sup>99</sup>, C. Weiser<sup>52</sup>, P. S. Wells<sup>36</sup>, T. Wenaus<sup>29</sup>, T. Wengler<sup>36</sup>, S. Wenig<sup>36</sup>, N. Wermes<sup>24</sup>, M. D. Werner<sup>78</sup>, M. Wessels<sup>61a</sup>, T. D. Weston<sup>20</sup>, K. Whalen<sup>131</sup>, N. L. Whallon<sup>148</sup>, A. M. Wharton<sup>89</sup>, A. S. White<sup>105</sup>, A. White<sup>8</sup>, M. J. White<sup>1</sup>, D. Whiteson<sup>171</sup>, B. W. Whitmore<sup>89</sup>, W. Wiedenmann<sup>181</sup>, M. Wieler<sup>144</sup>, N. Wieseotte<sup>99</sup>, C. Wigglesworth<sup>40</sup>, L. A. M. Wiik-Fuchs<sup>52</sup>, F. Wilk<sup>100</sup>, H. G. Wilkens<sup>36</sup>, L. J. Wilkins<sup>93</sup>, H. H. Williams<sup>137</sup>, S. Williams<sup>32</sup>, C. Willis<sup>106</sup>, S. Willocq<sup>102</sup>, J. A. Wilson<sup>21</sup>, I. Wingerter-Seez<sup>5</sup>, E. Winkels<sup>156</sup>, F. Winklmeier<sup>131</sup>, O. J. Winston<sup>156</sup>, B. T. Winter<sup>52</sup>, M. Wittgen<sup>153</sup>, M. Wobisch<sup>95</sup>, A. Wolf<sup>99</sup>, T. M. H. Wolf<sup>119</sup>, R. Wolff<sup>101</sup>, R. W. Wölker<sup>135</sup>, J. Wollrath<sup>52</sup>, M. W. Wolter<sup>84</sup>, H. Wolters<sup>140a,140c</sup>, V. W. S. Wong<sup>175</sup>, N. L. Woods<sup>146</sup>, S. D. Worm<sup>21</sup>, B. K. Wosiek<sup>84</sup>, K. W. Woźniak<sup>84</sup>, K. Wraight<sup>57</sup>, S. L. Wu<sup>181</sup>, X. Wu<sup>54</sup>, Y. Wu<sup>60a</sup>, T. R. Wyatt<sup>100</sup>, B. M. Wynne<sup>50</sup>, S. Xella<sup>40</sup>, Z. Xi<sup>105</sup>, L. Xia<sup>178</sup>, X. Xiao<sup>105</sup>, I. Xiotidis<sup>156</sup>, D. Xu<sup>15a</sup>, H. Xu<sup>60a,c</sup>, L. Xu<sup>29</sup>, T. Xu<sup>145</sup>, W. Xu<sup>105</sup>, Z. Xu<sup>60b</sup>, Z. Xu<sup>153</sup>, B. Yabsley<sup>157</sup>, S. Yacoob<sup>33a</sup>, K. Yajima<sup>133</sup>, D. P. Yallup<sup>94</sup>, D. Yamaguchi<sup>165</sup>, Y. Yamaguchi<sup>165</sup>, A. Yamamoto<sup>81</sup>, M. Yamatani<sup>163</sup>, T. Yamazaki<sup>163</sup>, Y. Yamazaki<sup>82</sup>, Z. Yan<sup>25</sup>, H. J. Yang<sup>60c,60d</sup>, H. T. Yang<sup>18</sup>, S. Yang<sup>77</sup>, X. Yang<sup>58,60b</sup>, Y. Yang<sup>163</sup>, W.-M. Yao<sup>18</sup>, Y. C. Yap<sup>46</sup>, Y. Yasu<sup>81</sup>, E. Yatsenko<sup>60c,60d</sup>, J. Ye<sup>42</sup>, S. Ye<sup>29</sup>, I. Yeletskikh<sup>79</sup>, M. R. Yexley<sup>89</sup>, E. Yigitbasi<sup>25</sup>, K. Yorita<sup>179</sup>, K. Yoshihara<sup>137</sup>, C. J. S. Young<sup>36</sup>, C. Young<sup>153</sup>, J. Yu<sup>78</sup>, R. Yuan<sup>60b,i</sup>, X. Yue<sup>61a</sup>, S. P. Y. Yuen<sup>24</sup>, M. Zaazoua<sup>35e</sup>, B. Zabinski<sup>84</sup>, G. Zacharis<sup>10</sup>, E. Zaffaroni<sup>54</sup>, J. Zahreddine<sup>136</sup>, A. M. Zaitsev<sup>122,ao</sup>, T. Zakareishvili<sup>159b</sup>, N. Zakharchuk<sup>34</sup>, S. Zambito<sup>59</sup>, D. Zanzi<sup>36</sup>, D. R. Zaripovas<sup>57</sup>, S. V. Zeißner<sup>47</sup>, C. Zeitnitz<sup>182</sup>, G. Zemaityte<sup>135</sup>, J. C. Zeng<sup>173</sup>, O. Zenin<sup>122</sup>, T. Ženiš<sup>28a</sup>, D. Zerwas<sup>132</sup>, M. Zgubić<sup>135</sup>, B. Zhang<sup>15c</sup>, D. F. Zhang<sup>15b</sup>, G. Zhang<sup>15b</sup>, H. Zhang<sup>15c</sup>, J. Zhang<sup>6</sup>, L. Zhang<sup>15c</sup>, L. Zhang<sup>60a</sup>, M. Zhang<sup>173</sup>, R. Zhang<sup>24</sup>, X. Zhang<sup>60b</sup>, Y. Zhang<sup>15a,15d</sup>, Z. Zhang<sup>63a</sup>, Z. Zhang<sup>132</sup>, P. Zhao<sup>49</sup>, Y. Zhao<sup>60b</sup>, Z. Zhao<sup>60a</sup>, A. Zhemchugov<sup>79</sup>, Z. Zheng<sup>105</sup>, D. Zhong<sup>173</sup>, B. Zhou<sup>105</sup>, C. Zhou<sup>181</sup>, M. S. Zhou<sup>15a,15d</sup>, M. Zhou<sup>155</sup>, N. Zhou<sup>60c</sup>, Y. Zhou<sup>7</sup>, C. G. Zhu<sup>60b</sup>, C. Zhu<sup>15a</sup>, H. L. Zhu<sup>60a</sup>, H. Zhu<sup>15a</sup>, J. Zhu<sup>105</sup>, Y. Zhu<sup>60a</sup>, X. Zhuang<sup>15a</sup>, K. Zhukov<sup>110</sup>, V. Zhulanov<sup>121a,121b</sup>, D. Zieminska<sup>65</sup>, N. I. Zimine<sup>79</sup>, S. Zimmermann<sup>52</sup>, Z. Zinonos<sup>114</sup>, M. Ziolkowski<sup>151</sup>, L. Živković<sup>16</sup>, G. Zobernig<sup>181</sup>, A. Zoccoli<sup>23a,23b</sup>, K. Zoch<sup>53</sup>, T. G. Zorbas<sup>149</sup>, R. Zou<sup>37</sup>, L. Zwalinski<sup>36</sup>

<sup>1</sup> Department of Physics, University of Adelaide, Adelaide, Australia

<sup>2</sup> Physics Department, SUNY Albany, Albany, NY, USA

<sup>3</sup> Department of Physics, University of Alberta, Edmonton, AB, Canada

<sup>4</sup> (a) Department of Physics, Ankara University, Ankara, Turkey; (b) Istanbul Aydin University, Istanbul, Turkey; (c) Division of Physics, TOBB University of Economics and Technology, Ankara, Turkey

<sup>5</sup> LAPP, Université Grenoble Alpes, Université Savoie Mont Blanc, CNRS/IN2P3, Annecy, France

<sup>6</sup> High Energy Physics Division, Argonne National Laboratory, Argonne, IL, USA

<sup>7</sup> Department of Physics, University of Arizona, Tucson, AZ, USA

<sup>8</sup> Department of Physics, University of Texas at Arlington, Arlington, TX, USA

<sup>9</sup> Physics Department, National and Kapodistrian University of Athens, Athens, Greece

<sup>10</sup> Physics Department, National Technical University of Athens, Zografou, Greece

<sup>11</sup> Department of Physics, University of Texas at Austin, Austin, TX, USA

- <sup>12</sup> (a) Bahcesehir University, Faculty of Engineering and Natural Sciences, Istanbul, Turkey; (b) Istanbul Bilgi University, Faculty of Engineering and Natural Sciences, Istanbul, Turkey; (c) Department of Physics, Bogazici University, Istanbul, Turkey; (d) Department of Physics Engineering, Gaziantep University, Gaziantep, Turkey
- <sup>13</sup> Institute of Physics, Azerbaijan Academy of Sciences, Baku, Azerbaijan
- <sup>14</sup> Institut de Física d'Altes Energies (IFAE), Barcelona Institute of Science and Technology, Barcelona, Spain
- <sup>15</sup> (a) Institute of High Energy Physics, Chinese Academy of Sciences, Beijing, China; (b) Physics Department, Tsinghua University, Beijing, China; (c) Department of Physics, Nanjing University, Nanjing, China; (d) University of Chinese Academy of Science (UCAS), Beijing, China
- <sup>16</sup> Institute of Physics, University of Belgrade, Belgrade, Serbia
- <sup>17</sup> Department for Physics and Technology, University of Bergen, Bergen, Norway
- <sup>18</sup> Physics Division, Lawrence Berkeley National Laboratory and University of California, Berkeley, CA, USA
- <sup>19</sup> Institut für Physik, Humboldt Universität zu Berlin, Berlin, Germany
- <sup>20</sup> Albert Einstein Center for Fundamental Physics and Laboratory for High Energy Physics, University of Bern, Bern, Switzerland
- <sup>21</sup> School of Physics and Astronomy, University of Birmingham, Birmingham, UK
- <sup>22</sup> Facultad de Ciencias y Centro de Investigaciones, Universidad Antonio Nariño, Bogotá, Colombia
- <sup>23</sup> (a) Dipartimento di Fisica, INFN Bologna and Università di Bologna, Bologna, Italy; (b) INFN Sezione di Bologna, Bologna, Italy
- <sup>24</sup> Physikalisches Institut, Universität Bonn, Bonn, Germany
- <sup>25</sup> Department of Physics, Boston University, Boston, MA, USA
- <sup>26</sup> Department of Physics, Brandeis University, Waltham, MA, USA
- <sup>27</sup> (a) Transilvania University of Brasov, Brasov, Romania; (b) Horia Hulubei National Institute of Physics and Nuclear Engineering, Bucharest, Romania; (c) Department of Physics, Alexandru Ioan Cuza University of Iasi, Iasi, Romania; (d) National Institute for Research and Development of Isotopic and Molecular Technologies, Physics Department, Cluj Napoca, Romania; (e) University Politehnica Bucharest, Bucharest, Romania; (f) West University in Timisoara, Timisoara, Romania
- <sup>28</sup> (a) Faculty of Mathematics, Physics and Informatics, Comenius University, Bratislava, Slovak Republic; (b) Department of Subnuclear Physics, Institute of Experimental Physics of the Slovak Academy of Sciences, Kosice, Slovak Republic
- <sup>29</sup> Physics Department, Brookhaven National Laboratory, Upton, NY, USA
- <sup>30</sup> Departamento de Física, Universidad de Buenos Aires, Buenos Aires, Argentina
- <sup>31</sup> California State University, California, CA, USA
- <sup>32</sup> Cavendish Laboratory, University of Cambridge, Cambridge, UK
- <sup>33</sup> (a) Department of Physics, University of Cape Town, Cape Town, South Africa; (b) Department of Mechanical Engineering Science, University of Johannesburg, Johannesburg, South Africa; (c) School of Physics, University of the Witwatersrand, Johannesburg, South Africa
- <sup>34</sup> Department of Physics, Carleton University, Ottawa, ON, Canada
- <sup>35</sup> (a) Faculté des Sciences Ain Chock, Réseau Universitaire de Physique des Hautes Energies - Université Hassan II, Casablanca, Morocco; (b) Faculté des Sciences, Université Ibn-Tofail, Kénitra, Morocco; (c) Faculté des Sciences Semlalia, Université Cadi Ayyad, LPHEA-Marrakech, Morocco; (d) Faculté des Sciences, Université Mohamed Premier and LPTPM, Oujda, Morocco; (e) Faculté des sciences, Université Mohammed V, Rabat, Morocco
- <sup>36</sup> CERN, Geneva, Switzerland
- <sup>37</sup> Enrico Fermi Institute, University of Chicago, Chicago, IL, USA
- <sup>38</sup> LPC, Université Clermont Auvergne, CNRS/IN2P3, Clermont-Ferrand, France
- <sup>39</sup> Nevis Laboratory, Columbia University, Irvington, NY, USA
- <sup>40</sup> Niels Bohr Institute, University of Copenhagen, Copenhagen, Denmark
- <sup>41</sup> (a) Dipartimento di Fisica, Università della Calabria, Rende, Italy; (b) INFN Gruppo Collegato di Cosenza, Laboratori Nazionali di Frascati, Frascati, Italy
- <sup>42</sup> Physics Department, Southern Methodist University, Dallas, TX, USA
- <sup>43</sup> Physics Department, University of Texas at Dallas, Richardson, TX, USA
- <sup>44</sup> National Centre for Scientific Research "Demokritos", Agia Paraskevi, Greece
- <sup>45</sup> (a) Department of Physics, Stockholm University, Sweden; (b) Oskar Klein Centre, Stockholm, Sweden
- <sup>46</sup> Deutsches Elektronen-Synchrotron DESY, Hamburg and Zeuthen, Germany
- <sup>47</sup> Lehrstuhl für Experimentelle Physik IV, Technische Universität Dortmund, Dortmund, Germany

- <sup>48</sup> Institut für Kern- und Teilchenphysik, Technische Universität Dresden, Dresden, Germany
- <sup>49</sup> Department of Physics, Duke University, Durham, NC, USA
- <sup>50</sup> SUPA - School of Physics and Astronomy, University of Edinburgh, Edinburgh, UK
- <sup>51</sup> INFN e Laboratori Nazionali di Frascati, Frascati, Italy
- <sup>52</sup> Physikalisches Institut, Albert-Ludwigs-Universität Freiburg, Freiburg, Germany
- <sup>53</sup> II. Physikalisches Institut, Georg-August-Universität Göttingen, Göttingen, Germany
- <sup>54</sup> Département de Physique Nucléaire et Corpusculaire, Université de Genève, Geneva, Switzerland
- <sup>55</sup> <sup>(a)</sup>Dipartimento di Fisica, Università di Genova, Genoa, Italy; <sup>(b)</sup>INFN Sezione di Genova, Genoa, Italy
- <sup>56</sup> II. Physikalisches Institut, Justus-Liebig-Universität Giessen, Giessen, Germany
- <sup>57</sup> SUPA - School of Physics and Astronomy, University of Glasgow, Glasgow, UK
- <sup>58</sup> LPSC, Université Grenoble Alpes, CNRS/IN2P3, Grenoble INP, Grenoble, France
- <sup>59</sup> Laboratory for Particle Physics and Cosmology, Harvard University, Cambridge, MA, USA
- <sup>60</sup> <sup>(a)</sup>Department of Modern Physics and State Key Laboratory of Particle Detection and Electronics, University of Science and Technology of China, Hefei, China; <sup>(b)</sup>Institute of Frontier and Interdisciplinary Science and Key Laboratory of Particle Physics and Particle Irradiation (MOE), Shandong University, Qingdao, China; <sup>(c)</sup>School of Physics and Astronomy, Shanghai Jiao Tong University, KLPPAC-MoE, SKLPPC, Shanghai, China; <sup>(d)</sup>Tsung-Dao Lee Institute, Shanghai, China
- <sup>61</sup> <sup>(a)</sup>Kirchhoff-Institut für Physik, Ruprecht-Karls-Universität Heidelberg, Heidelberg, Germany; <sup>(b)</sup>Physikalisches Institut, Ruprecht-Karls-Universität Heidelberg, Heidelberg, Germany
- <sup>62</sup> Faculty of Applied Information Science, Hiroshima Institute of Technology, Hiroshima, Japan
- <sup>63</sup> <sup>(a)</sup>Department of Physics, Chinese University of Hong Kong, Shatin, N.T., Hong Kong, China; <sup>(b)</sup>Department of Physics, University of Hong Kong, Hong Kong, China; <sup>(c)</sup>Department of Physics and Institute for Advanced Study, Hong Kong University of Science and Technology, Clear Water Bay, Kowloon, Hong Kong, China
- <sup>64</sup> Department of Physics, National Tsing Hua University, Hsinchu, Taiwan
- <sup>65</sup> Department of Physics, Indiana University, Bloomington, IN, USA
- <sup>66</sup> <sup>(a)</sup>INFN Gruppo Collegato di Udine, Sezione di Trieste, Udine, Italy; <sup>(b)</sup>ICTP, Trieste, Italy; <sup>(c)</sup>Dipartimento Politecnico di Ingegneria e Architettura, Università di Udine, Udine, Italy
- <sup>67</sup> <sup>(a)</sup>INFN Sezione di Lecce, Lecce, Italy; <sup>(b)</sup>Dipartimento di Matematica e Fisica, Università del Salento, Lecce, Italy
- <sup>68</sup> <sup>(a)</sup>INFN Sezione di Milano, Milan, Italy; <sup>(b)</sup>Dipartimento di Fisica, Università di Milano, Milan, Italy
- <sup>69</sup> <sup>(a)</sup>INFN Sezione di Napoli, Naples, Italy; <sup>(b)</sup>Dipartimento di Fisica, Università di Napoli, Naples, Italy
- <sup>70</sup> <sup>(a)</sup>INFN Sezione di Pavia, Pavia, Italy; <sup>(b)</sup>Dipartimento di Fisica, Università di Pavia, Pavia, Italy
- <sup>71</sup> <sup>(a)</sup>INFN Sezione di Pisa, Pisa, Italy; <sup>(b)</sup>Dipartimento di Fisica E. Fermi, Università di Pisa, Pisa, Italy
- <sup>72</sup> <sup>(a)</sup>INFN Sezione di Roma, Rome, Italy; <sup>(b)</sup>Dipartimento di Fisica, Sapienza Università di Roma, Rome, Italy
- <sup>73</sup> <sup>(a)</sup>INFN Sezione di Roma Tor Vergata, Rome, Italy; <sup>(b)</sup>Dipartimento di Fisica, Università di Roma Tor Vergata, Rome, Italy
- <sup>74</sup> <sup>(a)</sup>INFN Sezione di Roma Tre, Rome, Italy; <sup>(b)</sup>Dipartimento di Matematica e Fisica, Università Roma Tre, Rome, Italy
- <sup>75</sup> <sup>(a)</sup>INFN-TIFPA, Rome, Italy; <sup>(b)</sup>Università degli Studi di Trento, Trento, Italy
- <sup>76</sup> Institut für Astro- und Teilchenphysik, Leopold-Franzens-Universität, Innsbruck, Austria
- <sup>77</sup> University of Iowa, Iowa City, IA, USA
- <sup>78</sup> Department of Physics and Astronomy, Iowa State University, Ames, IA, USA
- <sup>79</sup> Joint Institute for Nuclear Research, Dubna, Russia
- <sup>80</sup> <sup>(a)</sup>Departamento de Engenharia Elétrica, Universidade Federal de Juiz de Fora (UFJF), Juiz de Fora, Brazil; <sup>(b)</sup>Universidade Federal do Rio De Janeiro COPPE/EE/IF, Rio de Janeiro, Brazil; <sup>(c)</sup>Universidade Federal de São João del Rei (UFSJ), São João del Rei, Brazil; <sup>(d)</sup>Instituto de Física, Universidade de São Paulo, São Paulo, Brazil
- <sup>81</sup> KEK, High Energy Accelerator Research Organization, Tsukuba, Japan
- <sup>82</sup> Graduate School of Science, Kobe University, Kobe, Japan
- <sup>83</sup> <sup>(a)</sup>AGH University of Science and Technology, Faculty of Physics and Applied Computer Science, Kraków, Poland; <sup>(b)</sup>Marian Smoluchowski Institute of Physics, Jagiellonian University, Kraków, Poland
- <sup>84</sup> Institute of Nuclear Physics Polish Academy of Sciences, Kraków, Poland
- <sup>85</sup> Faculty of Science, Kyoto University, Kyoto, Japan
- <sup>86</sup> Kyoto University of Education, Kyoto, Japan
- <sup>87</sup> Research Center for Advanced Particle Physics and Department of Physics, Kyushu University, Fukuoka, Japan
- <sup>88</sup> Instituto de Física La Plata, Universidad Nacional de La Plata and CONICET, La Plata, Argentina



- <sup>89</sup> Physics Department, Lancaster University, Lancaster, UK
- <sup>90</sup> Oliver Lodge Laboratory, University of Liverpool, Liverpool, UK
- <sup>91</sup> Department of Experimental Particle Physics, Jožef Stefan Institute and Department of Physics, University of Ljubljana, Ljubljana, Slovenia
- <sup>92</sup> School of Physics and Astronomy, Queen Mary University of London, London, UK
- <sup>93</sup> Department of Physics, Royal Holloway University of London, Egham, UK
- <sup>94</sup> Department of Physics and Astronomy, University College London, London, UK
- <sup>95</sup> Louisiana Tech University, Ruston, LA, USA
- <sup>96</sup> Fysiska institutionen, Lunds universitet, Lund, Sweden
- <sup>97</sup> Centre de Calcul de l'Institut National de Physique Nucléaire et de Physique des Particules (IN2P3), Villeurbanne, France
- <sup>98</sup> Departamento de Física Teórica C-15 and CIAFF, Universidad Autónoma de Madrid, Madrid, Spain
- <sup>99</sup> Institut für Physik, Universität Mainz, Mainz, Germany
- <sup>100</sup> School of Physics and Astronomy, University of Manchester, Manchester, UK
- <sup>101</sup> CPPM, Aix-Marseille Université, CNRS/IN2P3, Marseille, France
- <sup>102</sup> Department of Physics, University of Massachusetts, Amherst, MA, USA
- <sup>103</sup> Department of Physics, McGill University, Montreal, QC, Canada
- <sup>104</sup> School of Physics, University of Melbourne, Victoria, Australia
- <sup>105</sup> Department of Physics, University of Michigan, Ann Arbor, MI, USA
- <sup>106</sup> Department of Physics and Astronomy, Michigan State University, East Lansing, MI, USA
- <sup>107</sup> B.I. Stepanov Institute of Physics, National Academy of Sciences of Belarus, Minsk, Belarus
- <sup>108</sup> Research Institute for Nuclear Problems of Byelorussian State University, Minsk, Belarus
- <sup>109</sup> Group of Particle Physics, University of Montreal, Montreal, QC, Canada
- <sup>110</sup> P.N. Lebedev Physical Institute of the Russian Academy of Sciences, Moscow, Russia
- <sup>111</sup> National Research Nuclear University MEPhI, Moscow, Russia
- <sup>112</sup> D.V. Skobel'syn Institute of Nuclear Physics, M.V. Lomonosov Moscow State University, Moscow, Russia
- <sup>113</sup> Fakultät für Physik, Ludwig-Maximilians-Universität München, Munich, Germany
- <sup>114</sup> Max-Planck-Institut für Physik (Werner-Heisenberg-Institut), Munich, Germany
- <sup>115</sup> Nagasaki Institute of Applied Science, Nagasaki, Japan
- <sup>116</sup> Graduate School of Science and Kobayashi-Maskawa Institute, Nagoya University, Nagoya, Japan
- <sup>117</sup> Department of Physics and Astronomy, University of New Mexico, Albuquerque, NM, USA
- <sup>118</sup> Institute for Mathematics, Astrophysics and Particle Physics, Radboud University Nijmegen/Nikhef, Nijmegen, The Netherlands
- <sup>119</sup> Nikhef National Institute for Subatomic Physics and University of Amsterdam, Amsterdam, The Netherlands
- <sup>120</sup> Department of Physics, Northern Illinois University, DeKalb, IL, USA
- <sup>121</sup> <sup>(a)</sup>Budker Institute of Nuclear Physics and NSU, SB RAS, Novosibirsk, Russia; <sup>(b)</sup>Novosibirsk State University Novosibirsk, Novosibirsk, Russia
- <sup>122</sup> Institute for High Energy Physics of the National Research Centre Kurchatov Institute, Protvino, Russia
- <sup>123</sup> Institute for Theoretical and Experimental Physics named by A.I. Alikhanov of National Research Centre "Kurchatov Institute", Moscow, Russia
- <sup>124</sup> Department of Physics, New York University, New York, NY, USA
- <sup>125</sup> Ochanomizu University, Otsuka, Bunkyo-ku, Tokyo, Japan
- <sup>126</sup> Ohio State University, Columbus, OH, USA
- <sup>127</sup> Faculty of Science, Okayama University, Okayama, Japan
- <sup>128</sup> Homer L. Dodge Department of Physics and Astronomy, University of Oklahoma, Norman, OK, USA
- <sup>129</sup> Department of Physics, Oklahoma State University, Stillwater, OK, USA
- <sup>130</sup> Palacký University, RCPTM, Joint Laboratory of Optics, Olomouc, Czech Republic
- <sup>131</sup> Center for High Energy Physics, University of Oregon, Eugene, OR, USA
- <sup>132</sup> LAL, Université Paris-Sud, CNRS/IN2P3, Université Paris-Saclay, Orsay, France
- <sup>133</sup> Graduate School of Science, Osaka University, Osaka, Japan
- <sup>134</sup> Department of Physics, University of Oslo, Oslo, Norway
- <sup>135</sup> Department of Physics, Oxford University, Oxford, UK
- <sup>136</sup> LPNHE, Sorbonne Université, Université de Paris, CNRS/IN2P3, Paris, France

- 137 Department of Physics, University of Pennsylvania, Philadelphia, PA, USA
- 138 Konstantinov Nuclear Physics Institute of National Research Centre “Kurchatov Institute”, PNPI, St. Petersburg, Russia
- 139 Department of Physics and Astronomy, University of Pittsburgh, Pittsburgh, PA, USA
- 140 <sup>(a)</sup>Laboratório de Instrumentação e Física Experimental de Partículas - LIP, Lisbon, Portugal; <sup>(b)</sup>Departamento de Física, Faculdade de Ciências, Universidade de Lisboa, Lisbon, Portugal; <sup>(c)</sup>Departamento de Física, Universidade de Coimbra, Coimbra, Portugal; <sup>(d)</sup>Centro de Física Nuclear da Universidade de Lisboa, Lisbon, Portugal; <sup>(e)</sup>Departamento de Física, Universidade do Minho, Braga, Portugal; <sup>(f)</sup>Departamento de Física Teórica y del Cosmos, Universidad de Granada, Granada, Spain; <sup>(g)</sup>Dep Física and CEFITEC of Faculdade de Ciências e Tecnologia, Universidade Nova de Lisboa, Caparica, Portugal; <sup>(h)</sup>Instituto Superior Técnico, Universidade de Lisboa, Lisbon, Portugal
- 141 Institute of Physics of the Czech Academy of Sciences, Prague, Czech Republic
- 142 Czech Technical University in Prague, Prague, Czech Republic
- 143 Charles University, Faculty of Mathematics and Physics, Prague, Czech Republic
- 144 Particle Physics Department, Rutherford Appleton Laboratory, Didcot, UK
- 145 IRFU, CEA, Université Paris-Saclay, Gif-sur-Yvette, France
- 146 Santa Cruz Institute for Particle Physics, University of California Santa Cruz, Santa Cruz, CA, USA
- 147 <sup>(a)</sup>Departamento de Física, Pontificia Universidad Católica de Chile, Santiago, Chile; <sup>(b)</sup>Universidad Andres Bello, Department of Physics, Santiago, Chile; <sup>(c)</sup>Departamento de Física, Universidad Técnica Federico Santa María, Valparaíso, Chile
- 148 Department of Physics, University of Washington, Seattle, WA, USA
- 149 Department of Physics and Astronomy, University of Sheffield, Sheffield, UK
- 150 Department of Physics, Shinshu University, Nagano, Japan
- 151 Department Physik, Universität Siegen, Siegen, Germany
- 152 Department of Physics, Simon Fraser University, Burnaby, BC, Canada
- 153 SLAC National Accelerator Laboratory, Stanford, CA, USA
- 154 Physics Department, Royal Institute of Technology, Stockholm, Sweden
- 155 Departments of Physics and Astronomy, Stony Brook University, Stony Brook, NY, USA
- 156 Department of Physics and Astronomy, University of Sussex, Brighton, UK
- 157 School of Physics, University of Sydney, Sydney, Australia
- 158 Institute of Physics, Academia Sinica, Taipei, Taiwan
- 159 <sup>(a)</sup>E. Andronikashvili Institute of Physics, Iv. Javakishvili Tbilisi State University, Tbilisi, Georgia; <sup>(b)</sup>High Energy Physics Institute, Tbilisi State University, Tbilisi, Georgia
- 160 Department of Physics, Technion, Israel Institute of Technology, Haifa, Israel
- 161 Raymond and Beverly Sackler School of Physics and Astronomy, Tel Aviv University, Tel Aviv, Israel
- 162 Department of Physics, Aristotle University of Thessaloniki, Thessaloniki, Greece
- 163 International Center for Elementary Particle Physics and Department of Physics, University of Tokyo, Tokyo, Japan
- 164 Graduate School of Science and Technology, Tokyo Metropolitan University, Tokyo, Japan
- 165 Department of Physics, Tokyo Institute of Technology, Tokyo, Japan
- 166 Tomsk State University, Tomsk, Russia
- 167 Department of Physics, University of Toronto, Toronto, ON, Canada
- 168 <sup>(a)</sup>TRIUMF, Vancouver, BC, Canada; <sup>(b)</sup>Department of Physics and Astronomy, York University, Toronto, ON, Canada
- 169 Division of Physics and Tomonaga Center for the History of the Universe, Faculty of Pure and Applied Sciences, University of Tsukuba, Tsukuba, Japan
- 170 Department of Physics and Astronomy, Tufts University, Medford, MA, USA
- 171 Department of Physics and Astronomy, University of California Irvine, Irvine, CA, USA
- 172 Department of Physics and Astronomy, University of Uppsala, Uppsala, Sweden
- 173 Department of Physics, University of Illinois, Urbana, IL, USA
- 174 Instituto de Física Corpuscular (IFIC), Centro Mixto Universidad de Valencia - CSIC, Valencia, Spain
- 175 Department of Physics, University of British Columbia, Vancouver, BC, Canada
- 176 Department of Physics and Astronomy, University of Victoria, Victoria, BC, Canada
- 177 Fakultät für Physik und Astronomie, Julius-Maximilians-Universität Würzburg, Würzburg, Germany
- 178 Department of Physics, University of Warwick, Coventry, UK
- 179 Waseda University, Tokyo, Japan
- 180 Department of Particle Physics, Weizmann Institute of Science, Rehovot, Israel

- <sup>181</sup> Department of Physics, University of Wisconsin, Madison, WI, USA
- <sup>182</sup> Fakultät für Mathematik und Naturwissenschaften, Fachgruppe Physik, Bergische Universität Wuppertal, Wuppertal, Germany
- <sup>183</sup> Department of Physics, Yale University, New Haven, CT, USA
- <sup>184</sup> Yerevan Physics Institute, Yerevan, Armenia
- <sup>a</sup> Also at Borough of Manhattan Community College, City University of New York, New York NY, USA
- <sup>b</sup> Also at CERN, Geneva, Switzerland
- <sup>c</sup> Also at CPPM, Aix-Marseille Université, CNRS/IN2P3, Marseille, France
- <sup>d</sup> Also at Département de Physique Nucléaire et Corpusculaire, Université de Genève, Geneva, Switzerland
- <sup>e</sup> Also at Departament de Física de la Universitat Autònoma de Barcelona, Barcelona, Spain
- <sup>f</sup> Also at Departamento de Física, Instituto Superior Técnico, Universidade de Lisboa, Lisbon, Portugal
- <sup>g</sup> Also at Department of Applied Physics and Astronomy, University of Sharjah, Sharjah, United Arab Emirates
- <sup>h</sup> Also at Department of Financial and Management Engineering, University of the Aegean, Chios, Greece
- <sup>i</sup> Also at Department of Physics and Astronomy, Michigan State University, East Lansing MI, USA
- <sup>j</sup> Also at Department of Physics and Astronomy, University of Louisville, Louisville, KY, USA
- <sup>k</sup> Also at Department of Physics, Ben Gurion University of the Negev, Beer Sheva, Israel
- <sup>l</sup> Also at Department of Physics, California State University, East Bay, USA
- <sup>m</sup> Also at Department of Physics, California State University, Fresno, USA
- <sup>n</sup> Also at Department of Physics, California State University, Sacramento, USA
- <sup>o</sup> Also at Department of Physics, King's College London, London, UK
- <sup>p</sup> Also at Department of Physics, St. Petersburg State Polytechnical University, St. Petersburg, Russia
- <sup>q</sup> Also at Department of Physics, Stanford University, Stanford CA, USA
- <sup>r</sup> Also at Department of Physics, University of Adelaide, Adelaide, Australia
- <sup>s</sup> Also at Department of Physics, University of Fribourg, Fribourg, Switzerland
- <sup>t</sup> Also at Department of Physics, University of Michigan, Ann Arbor MI, USA
- <sup>u</sup> Also at Dipartimento di Matematica, Informatica e Fisica, Università di Udine, Udine, Italy
- <sup>v</sup> Also at Faculty of Physics, M.V. Lomonosov Moscow State University, Moscow, Russia
- <sup>w</sup> Also at Giresun University, Faculty of Engineering, Giresun, Turkey
- <sup>x</sup> Also at Graduate School of Science, Osaka University, Osaka, Japan
- <sup>y</sup> Also at Hellenic Open University, Patras, Greece
- <sup>z</sup> Also at Institutio Catalana de Recerca i Estudis Avancats, ICREA, Barcelona, Spain
- <sup>aa</sup> Also at Institut für Experimentalphysik, Universität Hamburg, Hamburg, Germany
- <sup>ab</sup> Also at Institute for Mathematics, Astrophysics and Particle Physics, Radboud University Nijmegen/Nikhef, Nijmegen, The Netherlands
- <sup>ac</sup> Also at Institute for Nuclear Research and Nuclear Energy (INRNE) of the Bulgarian Academy of Sciences, Sofia, Bulgaria
- <sup>ad</sup> Also at Institute for Particle and Nuclear Physics, Wigner Research Centre for Physics, Budapest, Hungary
- <sup>ae</sup> Also at Institute of Particle Physics (IPP), Vancouver, Canada
- <sup>af</sup> Also at Institute of Physics, Academia Sinica, Taipei, Taiwan
- <sup>ag</sup> Also at Institute of Physics, Azerbaijan Academy of Sciences, Baku, Azerbaijan
- <sup>ah</sup> Also at Institute of Theoretical Physics, Ilia State University, Tbilisi, Georgia
- <sup>ai</sup> Also at Instituto de Física Teórica, IFT-UAM/CSIC, Madrid, Spain
- <sup>aj</sup> Also at Joint Institute for Nuclear Research, Dubna, Russia
- <sup>ak</sup> Also at LAL, Université Paris-Sud, CNRS/IN2P3, Université Paris-Saclay, Orsay, France
- <sup>al</sup> Also at Louisiana Tech University, Ruston LA, USA
- <sup>am</sup> Also at LPNHE, Sorbonne Université, Université de Paris, CNRS/IN2P3, Paris, France
- <sup>an</sup> Also at Manhattan College, New York NY, USA
- <sup>ao</sup> Also at Moscow Institute of Physics and Technology State University, Dolgoprudny, Russia
- <sup>ap</sup> Also at National Research Nuclear University MEPhI, Moscow, Russia
- <sup>aq</sup> Also at Physics Department, An-Najah National University, Nablus, Palestine
- <sup>ar</sup> Also at Physics Dept, University of South Africa, Pretoria, South Africa
- <sup>as</sup> Also at Physikalisches Institut, Albert-Ludwigs-Universität Freiburg, Freiburg, Germany

<sup>at</sup> Also at School of Physics, Sun Yat-sen University, Guangzhou, China

<sup>au</sup> Also at The City College of New York, New York NY, USA

<sup>av</sup> Also at The Collaborative Innovation Center of Quantum Matter (CICQM), Beijing, China

<sup>aw</sup> Also at Tomsk State University, Tomsk, and Moscow Institute of Physics and Technology State University, Dolgoprudny, Russia

<sup>ax</sup> Also at TRIUMF, Vancouver BC, Canada

<sup>ay</sup> Also at Università di Napoli Parthenope, Naples, Italy

\* Deceased