



# Carrion ecology in inland aquatic ecosystems: a systematic review

Adrian Orihuela-Torres<sup>1,2,\*</sup> , Zebensui Morales-Reyes<sup>3</sup> , Virgilio Hermoso<sup>4</sup>, Félix Picazo<sup>5,6</sup>, David Sánchez Fernández<sup>7</sup>, Juan M. Pérez-García<sup>2</sup>, Francisco Botella<sup>2</sup>, José A. Sánchez-Zapata<sup>2</sup> and Esther Sebastián-González<sup>1</sup>

<sup>1</sup>*Department of Ecology, University of Alicante, Ctra. San Vicente del Raspeig s/n, Alicante 03690, Spain*

<sup>2</sup>*Department of Applied Biology, Centro de Investigación e Innovación Agroalimentaria y Agroambiental (CIAGRO-UMH), Miguel Hernández University, Carretera de Beniel km 3.2, Orihuela 03312, Spain*

<sup>3</sup>*Instituto de Estudios Sociales Avanzados (IESA), CSIC, Campo Santo de los Mártires, 7, Córdoba 14004, Spain*

<sup>4</sup>*Departamento de Biología de la Conservación, Estación Biológica de Doñana (EBD) – CSIC, Américo Vespucio 26, Sevilla 41092, Spain*

<sup>5</sup>*Department of Ecology/Research Unit Modeling Nature (MNat), University of Granada, Faculty of Sciences, Campus Fuentenueva s/n, Granada 18071, Spain*

<sup>6</sup>*Water Institute (IdA), University of Granada, Ramón y Cajal 4, Granada 18003, Spain*

<sup>7</sup>*Department of Ecology and Hydrology, University of Murcia, Campus de Espinardo, Murcia 30100, Spain*

## ABSTRACT

Carrion ecology, i.e. the decomposition and recycling of dead animals, has traditionally been neglected as a key process in ecosystem functioning. Similarly, despite the large threats that inland aquatic ecosystems (hereafter, aquatic ecosystems) face, the scientific literature is still largely biased towards terrestrial ecosystems. However, there has been an increasing number of studies on carrion ecology in aquatic ecosystems in the last two decades, highlighting their key role in nutrient recirculation and disease control. Thus, a global assessment of the ecological role of scavengers and carrion in aquatic ecosystems is timely. Here, we systematically reviewed scientific articles on carrion ecology in aquatic ecosystems to describe current knowledge, identify research gaps, and promote future studies that will deepen our understanding in this field. We found 206 relevant studies, which were highly biased towards North America, especially in lotic ecosystems, covering short time periods, and overlooking seasonality, a crucial factor in scavenging dynamics. Despite the low number of studies on scavenger assemblages, we recorded 55 orders of invertebrates from 179 families, with Diptera and Coleoptera being the most frequent orders. For vertebrates, we recorded 114 species from 40 families, with birds and mammals being the most common. Our results emphasise the significance of scavengers in stabilising food webs and facilitating nutrient cycling within aquatic ecosystems. Studies were strongly biased towards the assessment of the ecosystem effects of carrion, particularly of salmon carcasses in North America. The second most common research topic was the foraging ecology of vertebrates, which was mostly evaluated through sporadic observations of carrion in the diet. Articles assessing scavenger assemblages were scarce, and only a limited number of these studies evaluated carrion consumption patterns, which serve as a proxy for the role of scavengers in the ecosystem. The ecological functions performed by carrion and scavengers in aquatic ecosystems were diverse. The main ecological functions were carrion as food source and the role of scavengers in nutrient cycling, which appeared in 52.4% ( $N = 108$ ) and 46.1% ( $N = 95$ ) of publications, respectively. Ecosystem threats associated with carrion ecology were also identified, the most common being water eutrophication and carrion as source of pathogens (2.4%;  $N = 5$  each). Regarding the effects of carrion on ecosystems, we found studies spanning all ecosystem components ( $N = 85$ ), from soil or the water column to terrestrial vertebrates, with a particular focus on aquatic invertebrates and fish. Most of these articles found positive effects of carrion on ecosystems (e.g. higher species richness, abundance or fitness; 84.7%;  $N = 72$ ), while a minority found negative effects, changes in community composition, or even no effects. Enhancing our understanding of scavengers and carrion in aquatic ecosystems is crucial to assessing their current and future roles amidst global change, mainly for water–land nutrient transport, due to changes in the amount and speed of nutrient movement, and for disease

\* Author for correspondence (Tel.: +34644097299; E-mail: [adrian.orihuela89@gmail.com](mailto:adrian.orihuela89@gmail.com)).

control and impact mitigation, due to the predicted increase in occurrence and magnitude of mortality events in aquatic ecosystems.

*Key words:* aquatic subsidy, carcass, freshwater, land–water interface, ecological process, nutrient cycling, nutrient-rich resource, scavenger, wetland.

## CONTENTS

I. Introduction	2
II. Methods	3
III. Results	4
(1) When, where and how?	4
(a) Temporal and geographical distribution of studies	4
(b) Inland aquatic ecosystem types	4
(c) Carcass types and locations	4
(2) Who?	4
(a) Invertebrate scavenger studies	4
(b) Vertebrate scavenger studies	4
(3) What?	6
(a) Topics	6
(b) Ecological functions	6
(c) Ecosystem threats	6
(d) Ecosystem–carrion effects	7
IV. Discussion	7
(1) What do we know	7
(2) Critical research gaps	10
(3) Future challenges	11
V. Conclusions	12
VI. Acknowledgements	12
VII. Data availability statement	12
VIII. References	12
IX. Supporting information	18

## I. INTRODUCTION

Carrion ecology involves the carrion itself (i.e. dead animal biomass), the scavengers (i.e. living organisms that are carrion consumers), and the interactions between them. Although the study of carrion decomposition has received less attention than dead plant matter (Barton *et al.*, 2019), there has been an increase in studies on scavengers and carrion in the last two decades (Olea, Mateo-Tomás & Sanchez-Zapata, 2019; Hyndes *et al.*, 2022; Newsome *et al.*, 2023), that highlight the key ecological role of scavengers in ecosystems (Barton *et al.*, 2013). Carrion is a sporadic and usually unpredictable but highly nutritious resource (Carter, Yellowlees & Tibbett, 2007) that functions as a biodiversity hotspot for taxa from microbes to top predators (Carter, Yellowlees & Tibbett, 2008; Bump *et al.*, 2009c; Mateo-Tomás *et al.*, 2015), increasing macronutrients in the soil and also on vegetation (Bump, Peterson & Vucetich, 2009a), not only in the short term, but for decades afterwards (Keenan & Beeler, 2023). Moreover, it can become an extremely abundant resource, which can drive the functioning of ecosystems (Barton *et al.*, 2013; Subalusky *et al.*, 2017). In a large-scale quantitative study, Morant *et al.* (2022) estimated ungulate (livestock and wild ungulates) carrion

biomass production in Spain at 18,000 kg/ha/year. Large amounts of carrion also are generated in aquatic ecosystems. For example, Weber & Brown (2016) found up to 403 kg/ha of common carp (*Cyprinus carpio* Linnaeus) carrion in some USA lakes and Sousa *et al.* (2012) reported more than 102,250 kg/ha of bivalve carrion in Portuguese rivers, with both studies taking place in winter (over 3 months). In addition, scavengers are present in almost half of all trophic links (Wilson & Wolkovich, 2011) and are therefore essential in stabilising the food web and maintaining biodiversity. Furthermore, by consuming carrion, scavengers perform key ecosystem functions, such as disease control, nutrient recirculation (Beasley *et al.*, 2019), and nutrient transport between aquatic and terrestrial ecosystems (Hocking & Reimchen, 2006; Dunlop *et al.*, 2021).

Inland aquatic ecosystems (hereafter, aquatic ecosystems) constitute highly productive environments that are critically important for biodiversity conservation (Keddy *et al.*, 2009), hosting a disproportionate number of species compared to the area they cover (Strayer & Dudgeon, 2010; Reid *et al.*, 2019). Moreover, aquatic ecosystems sustain key ecological processes, such as biogeochemical cycling or hydrological buffering (Junk *et al.*, 2013) and therefore are crucial for supporting

human well-being (Zedler & Kercher, 2005; Clarkson, Ausseil & Gerbeaux, 2013). Worryingly, they show one of the highest rates of both habitat and biodiversity loss, with more than 85% of global wetland (inland aquatic ecosystems together with coral reefs) area lost since 1700 (IPBES, 2019). Some of the most important processes threatening aquatic ecosystems and their biodiversity, such as overexploitation or water pollution (Dudgeon *et al.*, 2006), are persistent with well-known effects including biodiversity loss, water eutrophication or emerging diseases (Reid *et al.*, 2019). Other threats such as climate change, salinisation, microplastics or light and noise pollution are emergent with still unknown effects (Junk *et al.*, 2013; Taylor *et al.*, 2021). These threats are expected to become more severe under future climatic scenarios (Junk *et al.*, 2013; Reid *et al.*, 2019). While aquatic ecosystems should constitute a research priority due to the threats they face and their importance for biodiversity, the scientific literature is still biased towards terrestrial ecosystems, with less than 20% of articles focused on aquatic species (Di Marco *et al.*, 2017). Furthermore, many ecosystem processes have been understudied in aquatic ecosystems, including long-term responses to anthropogenic stressors, parasitism and mutualism, plant–insect relationships and trophic networks, and especially those related to carrion ecology (Anderson & Wallace, 2019).

Carrion ecology in aquatic ecosystems has important links with terrestrial ecosystems. It is well known that the transport of nutrients derived from carrion can occur between different ecosystems due to the mobility of scavengers (Payne & Moore, 2006). This is particularly important in aquatic ecosystems, as terrestrial scavengers often consume carrion originating from aquatic environments, such as brown bears (*Ursus arctos* Linnaeus) or terrestrial arthropods feeding on salmon carcasses (Collins & Baxter, 2014; Lincoln, Wirsing & Quinn, 2021), or terrestrial vertebrate scavengers consuming common carp carcasses, the most abundant fish in many wetlands (Orihuela-Torres *et al.*, 2022). To some extent, the exchange can also take place in the opposite direction when aquatic scavengers consume terrestrial subsidies such as American alligators (*Alligator mississippiensis* Daudin) consuming large amounts of carrion in waterfowl breeding colonies (Gabel, Frederick & Zabala, 2019). Aquatic subsidies are of vital importance for terrestrial ecosystems, affecting all trophic levels, from primary producers (Ben-David, Hanley & Schell, 1998; Irick *et al.*, 2015) to top predators (Rose & Polis, 1998; Darimont, Paquet & Reimchen, 2008; Escobar-Lasso *et al.*, 2016). Similarly, terrestrial nutrients may be essential subsidies for the aquatic environment. For example, mass inputs of wildebeest (*Connochaetes taurinus* Burchell) carrion from drowned individuals are known to influence nutrient cycling in the Mara River (Subalusky *et al.*, 2017). Many scavengers play a key role in these subsidies by incorporating and transporting nutrients among ecosystems (Quinn *et al.*, 2009). However, studies assessing the importance of scavenging in inland aquatic ecosystems are scarce. Furthermore, most studies on carrion ecology at the water–land interface have been conducted at the marine/ocean shoreline

(Huijbers *et al.*, 2013; Brown *et al.*, 2015; Gilby *et al.*, 2023). Therefore, there remains a large knowledge gap on the consumption and ecology of carrion in most aquatic ecosystems [but see Hyndes *et al.* (2022) for carrion on beaches]. In addition, mass-mortality events, mostly associated with biotoxicity and emerging diseases, may add large amounts of nutrients to terrestrial ecosystems (Fey *et al.*, 2015; Ulloa *et al.*, 2023). As these events are expected to increase in frequency, the relevance of scavenging and its related consumption and recirculation of nutrients from large carrion pulses may also grow (Barton *et al.*, 2023).

In this review, we summarise the ecological role of carrion and scavengers in aquatic ecosystems, identifying the main knowledge gaps and providing future directions. To do so, we conducted a systematic review of existing information on carrion ecology studies in aquatic ecosystems. We structure the review in three parts: (i) ‘when, where and how?’ by carrying out a spatial–temporal bibliographic analysis of the relevant literature and identifying the types of aquatic ecosystems studied, carrion types and carrion locations (inside or outside of the water); (ii) ‘who?’, by identifying the taxonomic distribution of scavenger species (invertebrates and vertebrates) at different levels (up to family and species level respectively); and (iii) ‘what?’, by evaluating the main topics of these studies, the ecological functions and ecosystem threats related to carrion and scavengers, as well as the effects of carrion on ecosystem functioning (e.g. soil properties, primary production, or secondary production) and the direction of these effects (i.e. positive, negative, turnover and no effect). To the best of our knowledge, this review is the first attempt to compile this kind of information for inland aquatic systems, and allows us to identify knowledge gaps and propose future research avenues to advance our understanding on the importance of the ecological roles of scavengers and carrion in aquatic ecosystems.

## II. METHODS

We conducted a systematic literature review of peer-reviewed scientific articles on scavengers and carrion in aquatic ecosystems, which included a wide variety of natural habitats such as rivers, streams, lakes, estuaries, marshes, bogs, swamps, fens, everglades, and also man-made habitats such as artificial wetlands, farm ponds, reservoirs or channels, but excluding marine ecosystems (i.e. coastal marine and off-shore zones). Our review included aquatic habitats with fresh, saline or brackish water. We followed the guidelines for systematic reviews by Pullin & Knight (2009), including a strict protocol for article searching and inclusion criteria to ensure transparency and minimise bias, and following the PRISMA EcoEvo checklist (O’Dea *et al.*, 2021; see online Supporting Information, Appendix S1). We used both the *Web of Science* and *Scopus* databases. We developed a search string that combined several terms related to carrion and scavenging (‘scaveng\*’ OR ‘carrion’ OR ‘carcass’) combined with terms related to inland aquatic

ecosystems ('wetland' OR 'freshwater' OR 'lake' OR 'pond' OR 'stream' OR 'river' OR 'marsh' OR 'swamp' OR 'bog' OR 'fens' OR 'everglade' OR 'reservoir' OR 'canal' OR 'channel' OR 'riparian') (see Appendix S2 for details).

The search was applied to the title, abstract and key words of peer-reviewed articles (i.e. we excluded book chapters and conference papers) published in English up to December 2020, yielding 8,204 articles (6,173 articles after eliminating duplicates). To identify relevant studies out of these 6,173 articles, we carried out a two-stage review process (e.g. Hevia *et al.*, 2017; Dressel, Ericsson & Sandström, 2018; Appendix S3): (i) initial screening by examining the title and abstract; and (ii) full-text screening of the articles. We applied five inclusion criteria. Specifically, we selected articles in English (criterion 1) that empirically (criterion 2) investigated scavenging by vertebrates, invertebrates or microbial communities and/or carrion–ecosystem effects (criterion 3) in aquatic ecosystems (criterion 4) and that were not historical studies (i.e. palaeoecological studies) (criterion 5) (see Appendix S4 for full details of inclusion criteria). The two-stage review process was carried out by A. O.-T. and Z. M.-R. (double-checked for a subset of articles which there was some doubt to confirm that similar decisions were made) to ensure that all potentially eligible studies were identified. We identified 287 articles as eligible for full-text screening after examining the title and abstract. Finally, 206 articles fulfilled the five inclusion criteria and therefore were selected for detailed analysis (see Database S1).

Following a systematic approach, we developed a coding scheme to organise the database. We particularly examined the following research questions related to carrion and scavenging and identified eight sets of variables that represent the main themes of this review (see Table S1 for complete list of variables): (1) when, where and how? (i) *Temporal and geographical distribution* of the considered studies (i.e. publication year, study lasting, country and continent); (ii) *Ecosystem type* where the study took place (Table S1); (iii) *Carcass type* (i.e. amphibian, bird, fish, salmonid, mammal, reptile, invertebrate or eggs) and *carcass location* (i.e. inside/outside water); (2) who? (iv) *Scavenger assemblages* (invertebrates were recorded to the order and/or family level and vertebrates to the species level); (3) what? (v) *Study topic* (Table 1); (vi) *Ecological functions* of carrion and scavengers (e.g. carrion as food for animals, nutrient cycling, water quality regulation; Table S2); (vii) *Ecosystem threats* associated with carrion and scavengers (e.g. water eutrophication, carrion as source of pathogens; Table S3); (viii) *Ecosystem effects of carrion* on all biodiversity components from soil microbiomes to vertebrate assemblages, and the direction of these effects (i.e. positive, negative, turnover and no effect; Table S4). A positive effect can be at the individual (e.g. fitness improvement), population (e.g. increased abundance or density) or community (e.g. increased species richness) level. Negative effects refer to a decline in the targeted component (e.g. negative effects associated with oxygen depletion, heavy metals, water pollution, mortality risk, etc.). We define as 'turnover' effects involving changes in community species composition. When no effects of carrion on the targeted

ecosystem component were identified, we assigned the category 'no effect' (Table S4).

### III. RESULTS

#### (1) When, where and how?

##### (a) Temporal and geographical distribution of studies

The oldest papers found in our review were published in the 1960s, and dealt with observations of the consumption of salmon carcasses in the USA (Moyle, 1966; Nicola, 1968). It was not until the 1990s that studies were published on carrion ecology in aquatic ecosystems outside North America, especially in Europe and to some extent in Australia (Hiraldo, Blanco & Bustamante, 1991; Hewson, 1995; Elliott, 1997). There has been a continuous increase in the number of studies published since then, with the last decade (2010–2020) alone accounting for 49% ( $N = 101$ ) of the articles reviewed, and 2020 being the year with the largest number of articles (8.7%;  $N = 18$ ; Fig. 1). Most of the studies were sporadic or carried out over very short periods in a single season, and there were very few (5.8%;  $N = 12$ ) that covered at least an entire year. The vast majority of studies were conducted in North America (69.9%;  $N = 144$ ), followed by Europe (14.1%;  $N = 29$ ), Asia (7.8%;  $N = 16$ ), South America (4.4%;  $N = 9$ ), Oceania (2.4%;  $N = 5$ ) and Africa (1.4%;  $N = 3$ ; Fig. 1).

##### (b) Inland aquatic ecosystem types

Studies in lotic ecosystems were predominant, with streams and rivers accounting for more than 65% of studies (34% and 31.6%;  $N = 70$  and 65, respectively). The next most studied aquatic ecosystem types were lakes (15.5%;  $N = 32$ ), ponds (5.3%;  $N = 11$ ) and marshes (3.9%;  $N = 8$ ). Other aquatic ecosystem types (e.g. channels, reservoirs, dams, cave streams, swamps, canals, etc.) were studied in a very small proportion of the articles (<2.5% each).

##### (c) Carcass types and locations

Most articles (64%;  $N = 119$ ) studied carrion inside water, while 24.2% ( $N = 45$ ) placed carrion outside water and 11.8% ( $N = 22$ ) used carrion both inside and outside water (Fig. 2). The carcasses used most often were from fish (67%;  $N = 122$ ), of which the majority were salmonids (75.4%;  $N = 92$ ). After fish, the most commonly used carrion was from mammals (13.7%;  $N = 25$ ), invertebrates and birds (7.1%;  $N = 13$  each), amphibians (2.2%;  $N = 4$ ), and finally reptiles (1.6%;  $N = 3$ ). Eggs were used in three studies (Fig. 2).

#### (2) Who?

##### (a) Invertebrate scavenger studies

We found 20 studies of scavenger invertebrate assemblages in aquatic ecosystems. Almost half were conducted in

Table 1. Description of the topics used for the classification of the articles that appeared in the systematic literature review on carrion ecology in aquatic ecosystems.

Topic	Description	References
Carcass movement	Articles studying how far the carcasses move.	Strobel <i>et al.</i> (2009); Muhametsafina <i>et al.</i> (2014)
Carcass persistence	Articles studying how long it takes for the carrion to disappear/ decompose.	Linz <i>et al.</i> (1991); Weaver <i>et al.</i> (2015)
Ecosystem–carrion effects	Articles studying the effect of carrion in ecosystem functioning.	Bilby <i>et al.</i> (1998); Chaloner & Wipfli (2002); Weber & Brown (2013)
Foraging ecology of invertebrates	Articles where invertebrate species consume carrion either as a part of their diet or in a sporadic observation.	Nicola (1968); Velasco & Millán (1998)
Foraging ecology of vertebrates	Articles where vertebrate species consume carrion either as a part of their diet or in a sporadic observation.	Souza & Abe (2000); Gleason <i>et al.</i> (2005); Gleason (2007)
Forensic studies	Studies focusing on lesions and invertebrate succession in the carcass for forensic purposes. In many cases, human corpses are used.	Keiper <i>et al.</i> (1997); Haefner <i>et al.</i> (2004)
Invertebrate scavenger assemblages	Studies focusing on the invertebrate scavenger assemblage that consumes the carcasses and, in some cases, the consumption patterns.	Fenoglio <i>et al.</i> (2005); Richards <i>et al.</i> (2015)
Microbial communities	Studies focusing on the microbial communities that decompose the carcasses.	Tang <i>et al.</i> (2009); Pechal & Benbow (2016)
Nutrient transport by scavengers	Articles studying the role of scavengers in transporting nutrients.	Francis <i>et al.</i> (2006); Quinn <i>et al.</i> (2009)
Vertebrate scavenger assemblages	Studies focusing on assessing the vertebrate scavenger assemblage that consumes the carcasses and, in some cases, the consumption patterns.	Hewson (1995); Abernethy <i>et al.</i> (2017); Schlichting <i>et al.</i> (2019)
Others	The article focuses on a different topic than listed above.	Clipef & Wobeser (1993); Sousa <i>et al.</i> (2012); Santori <i>et al.</i> (2020)

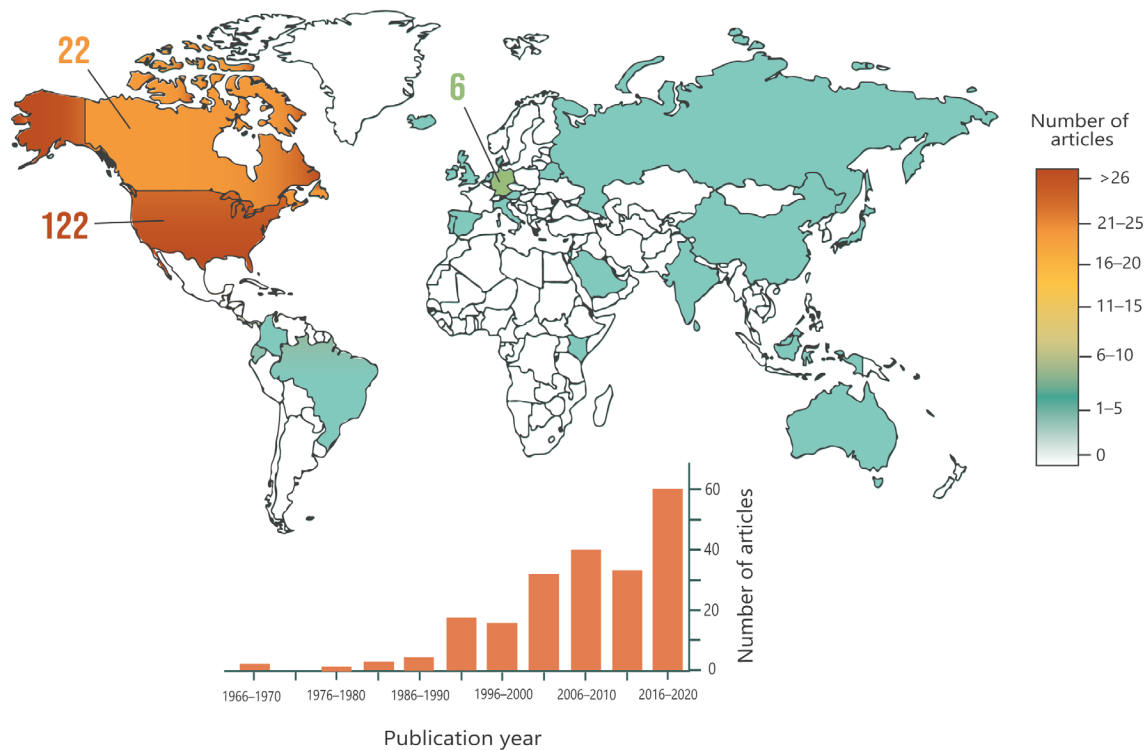
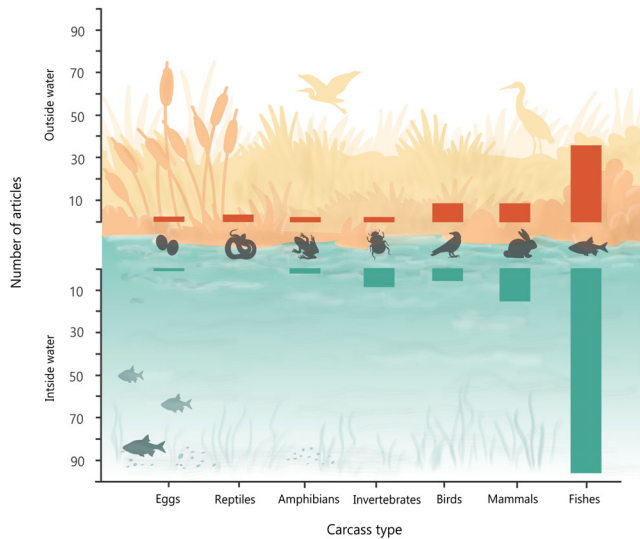


Fig. 1. Global spatial and temporal distribution of studies on carrion ecology in inland aquatic ecosystems according to publication year and country. Countries with no published studies are shown in white.



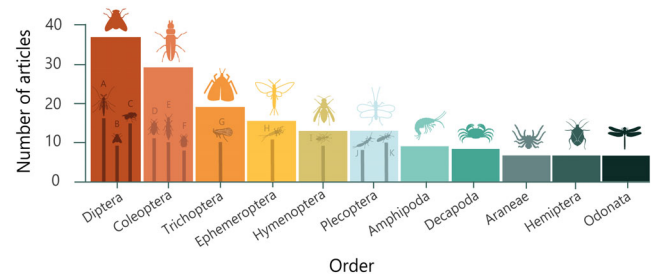
**Fig. 2.** Carrion types and locations (inside *versus* outside water) in the articles identified in the systematic literature review. Articles that used carrion both inside and outside water are included in both categories.

North America ( $N = 9$ ), followed by Europe ( $N = 5$ ), South America and Asia ( $N = 3$  each). The most studied wetland type was streams ( $N = 11$ ), followed by lakes and rivers ( $N = 4$  each); marsh, ponds, cave streams and aquatic containers had one study each. Most studies placed carrion inside water ( $N = 13$ ), while five studies used carrion outside of water, and two placed carrion both in and out of water. Fish carcasses were the most common carrion used ( $N = 11$ ), followed by birds ( $N = 4$ ), while amphibian, reptile and invertebrate carcasses appeared in one study each. The number of carcasses placed in each study ranged between one and 200, with an average of 46 carcasses per study. There were only six studies in which carrion consumption patterns (i.e. consumption rate and/or percentage of carrion biomass consumed) were reported.

The recorded invertebrate scavenger assemblages included an average of seven orders per article (range 1–17) and 16 families per article (range 1–46). Considering all invertebrate scavenger studies in aquatic ecosystems (i.e. invertebrate scavenger assemblages, forensic studies and foraging ecology of invertebrates) a total of 179 families and 55 different orders were listed (Fig. 3; Table S5 and S6). The orders that appeared in most articles were Diptera ( $N = 37$ ), followed by Coleoptera ( $N = 29$ ), Trichoptera ( $N = 19$ ) and Ephemeroptera ( $N = 14$ ; Fig. 3). The most frequently recorded families were Chironomidae ( $N = 16$ ), Calliphoridae ( $N = 14$ ), Baetidae and Silphidae ( $N = 11$  each; Fig. 3).

#### (b) Vertebrate scavenger studies

We found only 15 articles focused on vertebrate scavenger assemblages. Similar to invertebrate studies, most of these




**Fig. 3.** Invertebrate scavengers identified in the systematic literature review. The 11 most common orders and families are shown. The wide bars show orders and the inset narrow bars show families: A, Chironomidae; B, Muscidae; C, Calliphoridae; D, Silphidae; E, Staphylinidae; F, Dytiscidae; G, Limnephilidae; H, Baetidae; I, Formicidae; J, Chloroperlidae; K, Nemouridae. See Tables S5 and S6 for all orders and families.

were from North America ( $N = 11$ ), with some in Europe ( $N = 3$ ) and one in South America. All studies were conducted over fairly short periods of between one and six months. More than half were conducted in rivers ( $N = 9$ ), and the most commonly used carrion type was fish ( $N = 9$ ). The number of carcasses ranged from one to 945, and the number of scavenger species ranged from three in the study using one carcass to 22 in the study using the highest number of carcasses ( $N = 945$ ), with an average of eight scavenger species per study. Only eight studies assessed the ecological functions of carrion consumption.

From all studies recording vertebrate scavenger species consuming carrion in aquatic ecosystems, we recorded 114 species from 40 families and 22 orders of the five existing classes of vertebrates (Table S7). The class with the highest number of scavenger species recorded was birds, with 55 species belonging to 12 families and nine orders (Fig. 4). Among birds, raptors (Accipitriformes) were the most species-rich order with 17 species. The second richest class was mammals with 32 species, 14 families and four orders (Fig. 4). Among mammals, the order Carnivora was the best represented with 17 species, especially the family Mustelidae with seven species (Table S7). In third place was fish (Actinopterygii), with 18 species belonging to seven families and five orders (Fig. 4), the family Salmonidae being the most represented with six species (Table S7). Reptiles were in fourth place, with eight species belonging to six families from three orders (Fig. 4), the order Testudines being the most important with four species (Table S7). Finally, for amphibians, only one species has been recorded consuming carrion, the two-toed amphiuma (*Amphiuma means* Garden).

In terms of the number of studies in which the different taxa appear, birds remain the main class ( $N = 94$ ), followed by mammals ( $N = 62$ ), fish ( $N = 20$ ), reptiles ( $N = 12$ ) and amphibians ( $N = 1$ ; Fig. 4). However, for the different orders, Carnivora ( $N = 46$ ) appeared in the most articles, followed by Accipitriformes ( $N = 33$ ) and Passeriformes ( $N = 26$ ; Table S7). In terms of families, the three most frequent



**Fig. 4.** Number of articles per class of vertebrate scavengers identified in the systematic literature review. For each class, the number of orders, families and species included in the respective set of studies are shown. Silhouettes represent the orders that appeared in each class.

were all bird families (Accipitridae, Corvidae and Laridae;  $N = 33, 21$  and  $18$  articles, respectively), while the next three are mammals (Canidae, Ursidae and Mustelidae,  $N = 13, 13$  and  $12$  articles, respectively). The individual scavenger species recorded in the most articles were the bald eagle (*Haliaeetus leucocephalus* Linnaeus;  $N = 13$ ) and the American black bear (*Ursus americanus* Pallas;  $N = 10$ ; Table S7).

**(3) What?**

*(a) Topics*

About half of the reviewed articles focused on ecosystem–carrion effects (41.3%;  $N = 85$ ). The next most common topic was foraging ecology of vertebrates (23.3%;  $N = 48$ ), followed by invertebrate scavenger assemblages (9.7%;  $N = 20$ ), vertebrate scavenger assemblages (7.3%;  $N = 15$ ) and forensic studies (4.9%;  $N = 10$ ), while all the remaining topics were investigated to a lesser extent (Fig. 5). Specific topics appearing in less than three articles (e.g. facilitation of carcass colonisation, effects of industrial disturbances on invertebrate scavengers, or water quality regulation by


scavengers) were grouped in the topic ‘others’ (5.7%;  $N = 12$ ; Fig. 5).

*(b) Ecological functions*

The ecological functions performed by carrion and scavengers in aquatic ecosystems were diverse. The two main ecological functions were carrion as food source and the role of scavengers in nutrient cycling, which appeared in 52.4% ( $N = 108$ ) and 46.1% ( $N = 95$ ) of the articles, respectively (Fig. 6). A much smaller number of articles focused on the ecological function of nutrient transport by scavengers (4.9%;  $N = 10$ ) and water quality regulation (1.9%;  $N = 4$ ). Lastly, only two articles dealt with carrion as breeding place, pathogen regulation, and facilitation process of breeding place and colonisation (1%;  $N = 2$  each; Fig. 6).

*(c) Ecosystem threats*

Although most articles did not identify ecosystem threats derived from carrion or scavengers, they did appear in a few ( $N = 18$ ). The most common ecosystem threats were water eutrophication



**Fig. 5.** Topics used for the classification of the reviewed articles and number of articles per topic.

and carrion as source of pathogens (2.4%;  $N = 5$  each) followed by nest predation (1.5%,  $N = 3$ ), oxygen depletion (1%;  $N = 2$ ), transport of contaminants by scavengers (1%;  $N = 2$ ) and alteration of leaf litter decomposition (0.5%;  $N = 1$ ; Fig. 6).

#### (d) *Ecosystem—carrion effects*

Regarding the effects of carrion on ecosystems, we found studies spanning all ecosystem components ( $N = 85$ ), from soil (i.e. sediment under water and terrestrial soil) to water column, but also biofilm and vegetation, with a particular focus on both invertebrate and vertebrate scavenger assemblages. In addition, we also found studies assessing the effect of carrion on ecological processes (i.e. litter and wood decomposition). Although the effects were very different, overall, the majority of articles found positive effects (84.7%;  $N = 72$ ), a minority found negative effects (10.6%;  $N = 9$ ), five articles found turnover effects (i.e. changes in community species composition) and 11 articles found no effects.

The most frequently studied organisms were aquatic invertebrates ( $N = 24$ ), which were usually positively (e.g. increased abundance/biomass) affected by carrion in most cases ( $N = 22$ ). In a few cases, aquatic invertebrates were negatively impacted [e.g. increased mercury (Hg) in macroinvertebrates,

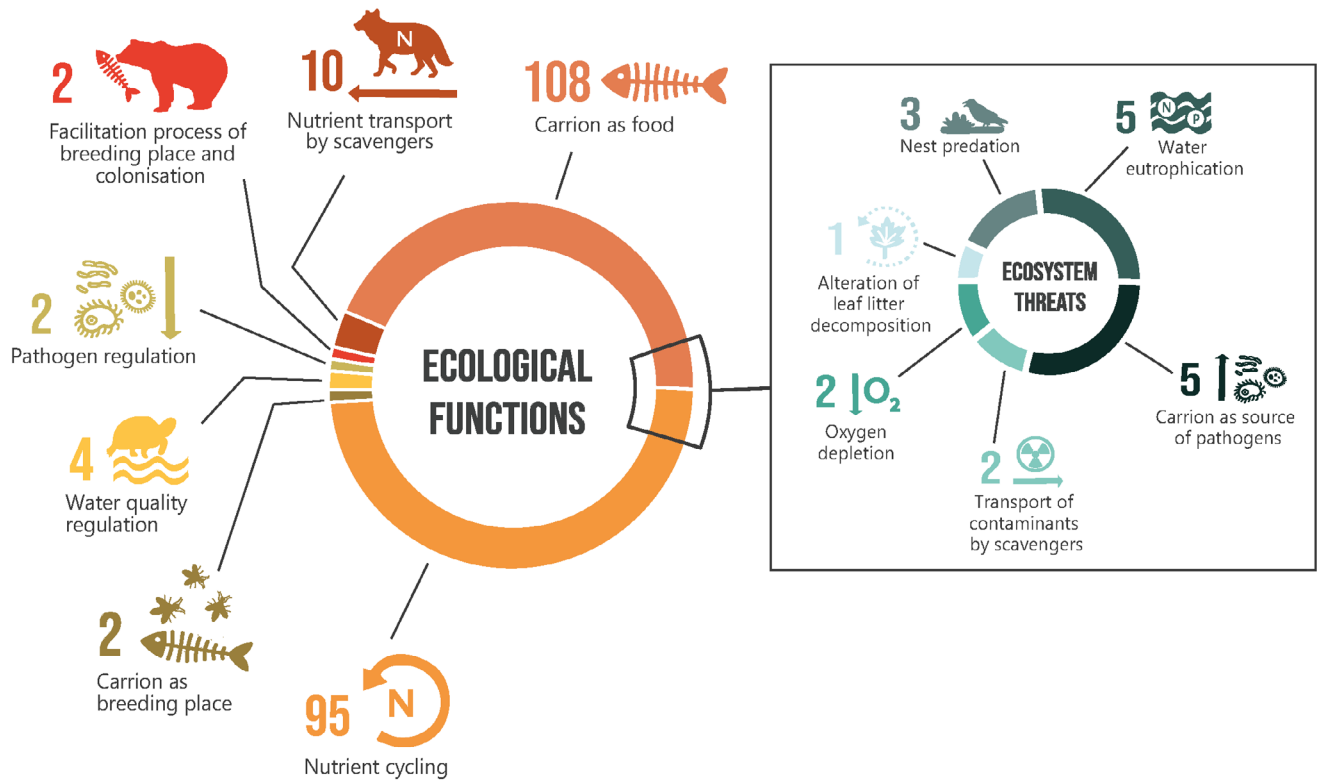
or decline in adult aquatic invertebrates' biomass] by carrion ( $N = 3$ ), or carrion had no effects ( $N = 2$ ) or caused a turnover in the aquatic invertebrate assemblage ( $N = 1$ ; Fig. 7). Effects on fish were the next best studied ( $N = 15$ ; Fig. 7). Most studies found a positive effect (e.g. increase on individual growth, or on population abundance) of carrion on fish ( $N = 11$ ), while negative effects (e.g. oxygen depletion in the water leading to embryo mortality) were reported in one study, with three studies where carrion had no effect on fish (Fig. 7). Effects on other organisms were studied to a lesser extent (Fig. 7). A total of 17 studies explored the effects of carrion on different components of the food web as a whole (i.e. three or more components), in all cases reporting a positive effect of carrion (e.g. individual fitness improvement, increased abundance/density or species richness of the different components and ecosystem levels) on the food web (Fig. 7).

## IV. DISCUSSION

### (1) **What do we know**

Research into carrion ecology in aquatic ecosystems has experienced exponential growth in recent years demonstrating a





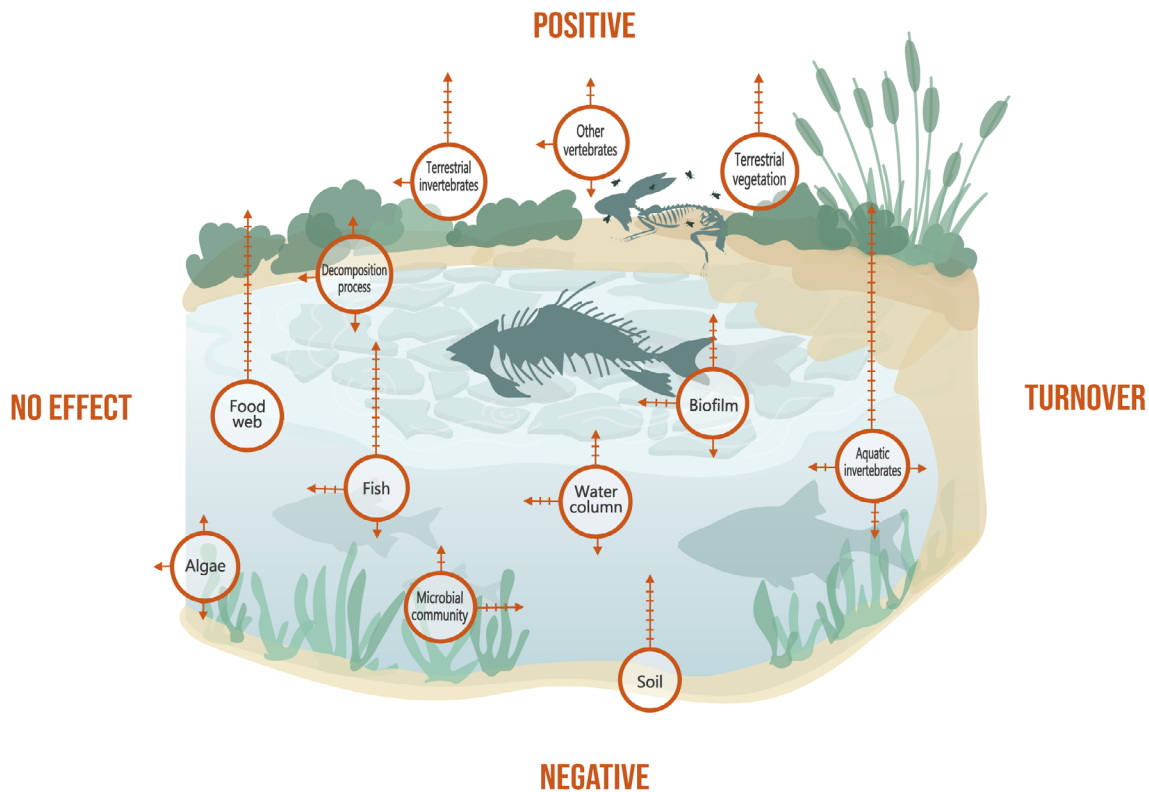
**Fig. 6.** Ecological functions and ecosystem threats of carrion and scavengers identified in the systematic literature review and number of articles where each ecological function and ecosystem threat was identified. The black outlined segment shows the ratio of studies reporting ecosystem threats to those reporting ecological functions.

growing interest of scientists in this field of ecology. Lotic systems in North America have garnered the most extensive attention, particularly regarding the significance of fish carrion within aquatic environments. Nevertheless, numerous research gaps and challenges persist. It is paramount to emphasise the vital roles that scavengers and carrion play in the functioning of aquatic ecosystems, and we call for additional research in this field.

In contrast to other disciplines where most studies focus on vertebrates, invertebrate scavenger assemblages have historically been more the subject of study due to their forensic value, and their successional stages in carrion are relatively well understood, especially for terrestrial species (Payne, 1965; Payne & King, 1974; Anderson & VanLaerhoven, 1996). Early studies on invertebrate assemblages in aquatic ecosystems also had a forensic approach (Vance, VanDyk & Rowley, 1995; Keiper, Chapman & Foote, 1997), although since the 2000s studies on invertebrate scavengers have shifted towards an ecological focus (Chaloner, Wipfli & Caouette, 2002; Fenoglio *et al.*, 2005). The most frequently occurring order in the reviewed literature was Diptera, followed by Coleoptera. In terrestrial ecosystems, Diptera are the first invertebrates to arrive to carrion and tend to be the most abundant and consume the most biomass (Blackith & Blackith, 1990; Davies, 1999), while Coleoptera consume carrion at later

stages of decomposition, or can be predators of carrion insects (Archer, 2014). Overall, there is an extensive and diverse community of invertebrates that benefits from carrion in aquatic ecosystems.

Vertebrate scavengers have historically received less attention, leading to an underestimation of their ecological importance. Wilson & Wolkovich (2011) found that scavenging was underestimated by 16-fold in food web research, and Sebastián-González *et al.* (2023) determined that more than a half of the scavenger species identified in their database were not assigned as carrion-consumers in the Elton Traits database, one of the most complete diet databases (Wilman *et al.*, 2014). However, recent studies show that a wide range of organisms, including omnivores, carnivores and other feeding guilds, consume carrion to varying degrees (Sebastián-González *et al.*, 2023). Despite the smaller number of studies on vertebrate scavenging in aquatic ecosystems, our database included more than a hundred vertebrate scavenger species consuming carrion, highlighting the importance of this group for food web stabilisation and nutrient transport at the water–land interface (Escobar-Lasso *et al.*, 2016; Schlichting *et al.*, 2019). The majority of studies documenting vertebrates consuming carrion involved sporadic observations. However, in a few cases the species composition of the vertebrate scavenger assemblage in an



**Fig. 7.** Ecosystem effects of carrion and effect direction (positive, negative, turnover or no effect) on the different components of the ecosystem identified in the systematic literature review. Each segment within the arrow represents one article.

area was investigated, or the study systematically assessed carrion consumption patterns by vertebrates. For example, Schlichting *et al.* (2019) and Gabel *et al.* (2019) reported that vertebrates consumed most monitored carcasses (85% and 89.5%, respectively). By contrast, Abernethy *et al.* (2017), using amphibian and reptile carcasses, reported that vertebrates consumed less than 20% of the carrion, with invertebrates being the main carrion consumers. Studying scavenging dynamics in more detail will help us to deepen our understanding of the importance of this guild in aquatic ecosystems.

This review highlights that studies related to carrion ecology in aquatic ecosystems focused most often on the effects of carrion on the ecosystem, especially for aquatic invertebrates and fish, as well as on terrestrial components such as terrestrial vegetation or invertebrates, evidencing the importance of nutrients from aquatic carrion for terrestrial ecosystems (Quinn *et al.*, 2018). Particularly noteworthy is the considerable amount of research on the effects of salmon carcasses in North America (60.7% of the ecosystem–carrion effects articles), perhaps motivated by economic interests, as this species generates millions of dollars of revenue annually (Tveteras & Asche, 2008), and also because of the large carrion biomass that these post-reproductive mass-mortality events regularly produce (Gende *et al.*, 2004). The second most common topic covered by studies was the foraging

ecology of vertebrates, which was mostly evaluated through sporadic observations of carrion in the diet. Several recent studies of vertebrate scavenger assemblages in lentic systems in Spain (Orihuela-Torres *et al.*, 2022; Orihuela-Torres, Sebastián-González & Pérez-García, 2023) and Canada (Etherington *et al.*, 2023) where 26 and five scavenger species were recorded respectively, and in Norway (Dunlop *et al.*, 2021) where six scavenger species consumed carcasses in a lotic system, show that vertebrate scavenger assemblages are much more limited than those in terrestrial ecosystems, as is also the case for invertebrate scavenger assemblages (Olea *et al.*, 2019).

Despite the bad reputation of many scavenging species (Margalida & Donazar, 2020), our review of the literature showed that ecological functions such as carrion as food source or the role of scavengers for nutrient cycling in aquatic ecosystems far outweigh (by 12-fold) the ecosystem threats they pose. In addition, these threats often result from ecosystem imbalances due to a lack of scavenging. If carrion is not consumed, it will remain for longer periods and in greater amounts in ecosystems and then can act as a source of pathogens or promote water eutrophication (Evelsizer, Clark & Bollinger, 2010; Weber & Brown, 2013). However, the vast majority of studies reported positive effects of carrion on ecosystems (e.g. increased species richness, abundance or fitness) reaching all levels of the food web.

## (2) Critical research gaps

Despite significant advances in carrion ecology research, substantial knowledge gaps regarding scavenging dynamics remain. Our review highlights the particularly limited information available in the context of aquatic ecosystems. Geographical disparities are very pronounced compared to previous systematic reviews in other disciplines (Lozano *et al.*, 2019; Loss *et al.*, 2022; Festa *et al.*, 2023). Efforts should be concentrated on less-studied regions such as tropical areas, and Africa, Asia, and Oceania. Consequently, caution must be exercised when interpreting the conclusions of our review, as most studies originated from North America. Furthermore, while studies on carrion ecology in aquatic ecosystems have increased in the last decade, research covering periods of up to a full year and considering the effects of seasonality (Parmenter & Macmahon, 2009; Walker *et al.*, 2021) remains rare. To enhance our understanding of carrion's roles and significance in these vulnerable ecosystems, future research should be designed to extend over longer periods.

Research within the field of carrion ecology has been predominantly focused on rivers and streams, which are lotic systems characterised by the presence of flowing water for a significant portion of the hydrological year. These systems exhibit distinct functioning and biodiversity compared to lentic systems, which include standing water bodies like lakes, ponds, and marshes where surface flow is absent (Likens, 2010; Allan, Castillo & Capps, 2021). It is likely that the processes and significance of carrion consumption and decomposition in these two main system types will differ significantly. Therefore, it is crucial to prioritise studies in lentic systems to obtain a greater understanding of the role of carrion and scavengers in all aquatic ecosystems.

In addition, most studies focused on carcasses inside the water column and mostly used fish carcasses, with few studies monitoring other types of carcasses. It is known that carcass type is decisive in structuring the scavenger assemblage (Olson, Beasley & Rhodes, 2016), in the decomposition process, and in the nutrients they input into the ecosystem (Parmenter & Lamarra, 1991). Carcass location is also a key determinant of the scavenger species that consume them, as scavenger assemblages are completely different inside and outside the water (Redondo-Gómez *et al.*, 2022) and carrion decomposition processes may also vary substantially (Wallace, 2016). To advance our understanding of the ecology of carrion in aquatic ecosystems, it will be important to carry out studies with different types of carrion at the same time, both inside and outside the water, to assess the role of terrestrial scavengers that consume carrion of aquatic origin and incorporate nutrients into the terrestrial ecosystem (Hewson, 1995; Orihuela-Torres *et al.*, 2022), or in the opposite direction, i.e. scavengers consuming terrestrial carcasses and incorporating the nutrients into the aquatic environment.

Another interesting result of this review relates to the very few studies assessing carrion consumption patterns. This type

of study would allow us to measure quantitatively the ecological role of scavengers as biomass recyclers, so we recommend that future work incorporates variables such as consumption rates (carrion biomass consumed per time unit), the duration of carcass removal, and the number of carcasses completely consumed or percentage of biomass consumed. Furthermore, studying the scavenging dynamics of vertebrates and invertebrates together will allow us to obtain a deeper knowledge about the relative roles of each scavenger group under different circumstances.

We also identified a lack of comprehensive quantitative assessments on the ecological functions that scavengers perform (e.g. nutrient recirculation, disease control, water quality regulation) (Santori *et al.*, 2020; Maslo *et al.*, 2022; Inagaki *et al.*, 2022) in aquatic ecosystems. This is especially relevant under current trends of population reductions of large animal species in both aquatic and terrestrial ecosystems (e.g. cetaceans, large freshwater fish and large terrestrial mammals), potentially slowing down the recirculation and transport of nutrients, such as the movement of phosphorus between aquatic and terrestrial ecosystems (Doughty *et al.*, 2016). However, many populations of scavenger species [e.g. gulls, red foxes (*Vulpes vulpes* Linnaeus), wild boar (*Sus scrofa* Linnaeus)] in aquatic ecosystems are increasing, due to their plasticity and ability to take advantage of anthropogenic subsidies (Podgórski *et al.*, 2013; Reshamwala *et al.*, 2021; Vez-Garzón *et al.*, 2023). In this context, vertebrate scavengers may play an essential role in aquatic ecosystems, as they consume large amounts of carrion and are able to move them long distances through ecosystems (Payne & Moore, 2006; Orihuela-Torres *et al.*, 2022). Therefore, improving our knowledge on the ecological role of vertebrate scavengers in aquatic ecosystems and the implications of defaunation on nutrient cycling and transport across ecosystems should be a priority for future studies.

Aquatic ecosystems are affected by global changes, where threats such as water pollution by industrial and agricultural discharges or direct human impacts such as tourism and outdoor recreation are increasing. These threats may have adverse effects on scavengers, disrupting the assemblage composition and negatively affecting carrion removal (Orihuela-Torres *et al.*, 2023). However, we found few studies assessing the effects of these threats on invertebrate and vertebrate scavenger assemblages and their ecological functions (e.g. Knight, Anderson & Verne Marr, 1991; Silva *et al.*, 2020). Understanding the effects of global change scenarios in aquatic ecosystems is essential for their effective management and for maintaining healthy populations of scavengers, thus preserving their ecological functions within these endangered ecosystems.

## (3) Future challenges

Unravelling the role of scavengers, particularly in the context of nutrient transfer between water and land in aquatic ecosystems presents a deep challenge. First, it will be crucial to determine the quantity of carrion consumed by

scavengers, and then how these nutrients are distributed throughout aquatic ecosystems and their subsequent impact on terrestrial and aquatic environments. However, obtaining accurate data on the amount of carrion consumed by individual organisms through traditional diet studies is virtually impossible (Sebastián-González *et al.*, 2023). To estimate the amount of carrion consumed by scavengers in aquatic ecosystems, it is necessary to develop experimental designs using different methods, such as camera traps for vertebrates, or exclusion cages for invertebrates. New analytical techniques such as DNA analyses or stable isotope studies, in combination with fieldwork may also help to clarify the role of carrion in the diet of scavengers in aquatic ecosystems (Nielsen *et al.*, 2018).

There may be fundamental differences between terrestrial and aquatic scavengers. For example, terrestrial ecosystems tend to have more specialised scavengers that rely exclusively on carrion for their life cycle, but such specialists appear to be absent from aquatic ecosystems (Fenoglio, Merritt & Cummins, 2014). However, due to the inherent technological and logistical challenges associated with studying underwater ecosystems, there has been only limited investigation into aquatic scavenging assemblages. It is very difficult to monitor lentic systems, where waters are often turbid and aquatic cameras cannot be used (Anderson & Wallace, 2019). Therefore, it will be important to conduct studies of scavenger assemblages with carrion submerged in the water to understand better the different stages of succession in aquatic scavengers, as well as to study consumption patterns to determine their efficiency in carrion removal and nutrient recirculation.

Mass-mortality events are increasing in occurrence and magnitude in aquatic ecosystems due to increased disease emergence, biotoxicity, and events produced by multiple interacting stressors (Fey *et al.*, 2015). Scavengers are likely to play a key role in disease mitigation and nutrient cycling by consuming large amounts of carrion in these ecosystems (Barton *et al.*, 2023). In most aquatic ecosystems, especially in lentic systems, a large part of carrion is generated as large pulses, i.e. mass-mortality events (e.g. botulism, avian influenza, pond drying). These events represent a drastic change in the availability of carrion both spatially and temporally. However, studies on how scavengers respond to mass-mortality events in aquatic ecosystems and the effects they have are scarce, partly because they are relatively unpredictable and also demanding to simulate experimentally. It is essential for future work to explore how the spatial and temporal availability of carrion affects the ability of scavengers to remove carcasses, prevent the spread of pathogens and recirculate nutrients in the ecosystem (Tomberlin *et al.*, 2017).

## V. CONCLUSIONS

(1) Given the significant biases detected in this review in terms of regions, target ecosystems and temporal coverage,

future research should prioritise understudied regions, lentic systems and extend coverage across different seasons in order to understand scavenging dynamics better in aquatic ecosystems.

(2) Considering the scarcity of studies on scavenger assemblages, both vertebrate and invertebrate, a major concern is the lack of quantitative data addressing carrion consumption patterns. Such data serve as a proxy for assessing the ecological functions performed by scavengers, and its absence hampers our ability to obtain a comprehensive understanding of their ecosystem roles.

(3) The large number of species (invertebrates and vertebrates) recorded consuming carrion in the reviewed studies emphasises the significance of scavengers in stabilising food webs and facilitating nutrient cycling within aquatic ecosystems.

(4) Most of the reviewed studies identified ecological functions performed by carrion and scavengers rather than ecosystem threats. If healthy scavenger populations are preserved, the threats caused by longer persistence of carcasses in ecosystems could be largely avoided.

(5) The effects of carrion on aquatic ecosystems involve the entire food web, from soil and vegetation to vertebrates, and from individual to community level, highlighting the key role of carrion in these ecosystems. Studies on the carrion biomass produced in aquatic ecosystems, as well as biomass consumed by different scavenger groups (vertebrates, invertebrates and microbes) are key to understanding food webs and energy flows, and ultimately the roles they play in the functioning of these threatened ecosystems.

(6) It will be important to increase our knowledge on scavengers in aquatic ecosystems to understand their current roles, and the roles they may play in the future under global change. This could be most relevant in water–land nutrient transport due to the changes in the amounts and speed of nutrient movements, especially regarding phosphorus, and in disease control and impact mitigation due to the increased occurrence and magnitude of mass-mortality events in aquatic ecosystems.

## VI. ACKNOWLEDGEMENTS

We are very grateful to Carmen Cañizares (*Canita ilustradora*) for designing the figs E. S.-G. was partially supported by the ‘European Union NextGenerationEU/PRTR’, by MCIN/AEI/10.13039/501100011033 and by ‘ESF Investing in your future’, under the CHAN-TWIN project (grant TED2021-130890B-C21) and the RYC2019-027216-I; and by HORIZONMSCA-2021-SE-0 action number 101086387, under the REMARKABLE project. J. M. P.-G. was supported by MCIN/AEI/10.13039/501100011033 under the project grant IJC-2019-038968. Z. M.-R. was supported by a post-doctoral contract funded by the Junta de Andalucía (POSTDOC\_21\_00353). D. S.-F. is funded by a postdoctoral contract from the Spanish Ministry of Science and Innovation

(Ramón y Cajal program; RYC2019-027446-I). F. P. is funded by a postdoctoral contract from Consejería de Transformación Económica, Industria, Conocimiento y Universidades-Programa Operativo Fondo Social Europeo de Andalucía 2014–2020. V. H. was funded through an Emergia contract funded by the Junta de Andalucía (EMERGIA20\_00135).

## VII. DATA AVAILABILITY STATEMENT

Data used in the systematic review are available online in Database S1.

## VIII. REFERENCES

References identified with an asterisk (\*) are cited only within the online Supporting Information.

- ABERNETHY, E. F., TURNER, K. L., BEASLEY, J. C. & RHODES, O. E. (2017). Scavenging along an ecological interface: utilization of amphibian and reptile carcasses around isolated wetlands. *Ecosphere* **8**, e01989.
- ALLAN, J. D., CASTILLO, M. M. & CAPPS, K. A. (2021). *Stream Ecology: Structure and Function of Running Waters*, Third Edition. Springer Nature, Cham, Switzerland.
- \*AMBROSE, H. E., WILZBACH, M. A. & CUMMINS, K. W. (2004). Periphyton response to increased light and salmon carcass introduction in northern California streams. *Journal of the North American Benthological Society* **23**, 701–712.
- ANDERSON, G. S. & VANLAERHOVEN, S. L. (1996). Initial studies on insect succession on carrion in southwestern British Columbia. *Journal of Forensic Sciences* **41**, 617–625.
- ANDERSON, G. S. & WALLACE, J. R. (2019). Methods for monitoring carrion decomposition in aquatic environments. In *Carrion Ecology and Management*, pp. 243–253. Springer, Cham.
- ARCHER, M. (2014). Comparative analysis of insect succession data from Victoria (Australia) using summary statistics versus preceding mean ambient temperature models. *Journal of Forensic Sciences* **59**, 404–412.
- \*ARMSTRONG, G. & BOOTH, D. T. (2005). Dietary ecology of the Australian freshwater turtle (*Elseya* sp.: Chelonia:Cheloniidae) in the Burnett River, Queensland. *Wildlife Research* **32**, 349–353.
- \*BARRIOS, M. & WOLFF, M. (2011). Initial study of arthropods succession and pig carrion decomposition in two freshwater ecosystems in the Colombian Andes. *Forensic Science International* **212**, 164–172.
- BARTON, P. S., CUNNINGHAM, S. A., LINDENMAYER, D. B. & MANNING, A. D. (2013). The role of carrion in maintaining biodiversity and ecological processes in terrestrial ecosystems. *Oecologia* **171**, 761–772.
- BARTON, P. S., EVANS, M. J., FOSTER, C. N., PECHAL, J. L., BUMP, J. K., QUAGGIOTTO, M. M. & BENBOW, M. E. (2019). Towards quantifying carrion biomass in ecosystems. *Trends in Ecology and Evolution* **34**, 950–961.
- BARTON, P. S., REBOLDI, A., BONAT, S., MATEO-TOMÁS, P. & NEWSOME, T. M. (2023). Climate-driven animal mass mortality events: is there a role for scavengers? *Environmental Conservation* **50**, 1–6.
- BEASLEY, J. C., OLSON, Z. H., SELVA, N. & DEVAULT, T. L. (2019). Ecological functions of vertebrate scavenging. In *Carrion Ecology and Management*, pp. 125–157. Springer, Cham.
- \*BEHLER, N., KOPSIEKER, L., STANIEWICZ, A., DARMANSYAH, S., STUEBING, R. & ZIEGLER, T. (2018). Population size, demography and diet of the siamese crocodile, *Crocodylus siamensis* (Schneider, 1801) in the mesangat swamp in Kalimantan, Indonesia. *Raffles Bulletin of Zoology* **66**, 506–516.
- BEN-DAVID, M., HANLEY, T. A. & SCHELL, D. M. (1998). Fertilization of terrestrial vegetation by spawning Pacific salmon: the role of flooding and predator activity. *Oikos* **83**, 47.
- \*BILBY, R. E., FRANSEN, B. R. & BISSON, P. A. (1996). Incorporation of nitrogen and carbon from spawning coho salmon into the trophic system of small streams: evidence from stable isotopes. *Canadian Journal of Fisheries and Aquatic Sciences* **53**, 164–173.
- BILBY, R. E., FRANSEN, B. R., BISSON, P. A. & WALTER, J. K. (1998). Response of juvenile coho salmon (*Oncorhynchus kisutch*) and steelhead (*Oncorhynchus mykiss*) to the addition of salmon carcasses to two streams in southwestern Washington, U.S.A. *Canadian Journal of Fisheries and Aquatic Sciences* **55**, 1909–1918.
- BLACKITH, R. E. & BLACKITH, R. M. (1990). Insect infestations of small corpses. *Journal of Natural History* **24**, 699–709.
- \*BOLTON, R. M., MARSHALL, S. A. & BROOKS, R. J. (2008). Opportunistic exploitation of turtle eggs by *Tripanurga importuna* (Walker) (Diptera: Sarcophagidae). *Canadian Journal of Zoology* **86**, 151–160.
- \*BOROS, G., CZEGLÉDI, I., ERŐS, T. & PREISZNER, B. (2020). Scavenger-driven fish carcass decomposition and phosphorus recycling: laboratory experiments with freshwater fish and crayfish. *Freshwater Biology* **65**, 1740–1751.
- \*BOROS, G., TAKÁCS, P. & VANNI, M. J. (2015). The fate of phosphorus in decomposing fish carcasses: a mesocosm experiment. *Freshwater Biology* **60**, 479–489.
- \*BRETHERTON, W. D., KOMINOSKI, J. S., FISCHER, D. G. & LEROY, C. J. (2011). Salmon carcasses alter leaf litter species diversity effects on in-stream decomposition. *Canadian Journal of Fisheries and Aquatic Sciences* **68**, 1495–1506.
- \*BROWN, B. T. (1993). Winter foraging ecology of bald eagles in Arizona. *The Condor* **95**, 132–138.
- BROWN, M. B., SCHLACHER, T. A., SCHOEMAN, D. S., WESTON, M. A., HUIJBERS, C. M., OLDS, A. D. & CONNOLLY, R. M. (2015). Invasive carnivores alter ecological function and enhance complementarity in scavenger assemblages on ocean beaches. *Ecology* **96**, 2715–2725.
- BUMP, J. K., PETERSON, R. O. & VUCETICH, J. A. (2009a). Wolves modulate soil nutrient heterogeneity and foliar nitrogen by configuring the distribution of ungulate carcasses. *Ecology* **90**, 3159–3167.
- \*BUMP, J. K., TISCHLER, K. B., SCHRANK, A. J., PETERSON, R. O. & VUCETICH, J. A. (2009b). Large herbivores and aquatic-terrestrial links in southern boreal forests. *Journal of Animal Ecology* **78**, 338–345.
- BUMP, J. K., WEBSTER, C. R., VUCETICH, J. A., PETERSON, R. O., SHIELDS, J. M. & POWERS, M. D. (2009c). Ungulate carcasses perforate ecological filters and create biogeochemical hotspots in forest herbaceous layers allowing trees a competitive advantage. *Ecosystems* **12**, 996–1007.
- \*CAPELLI, G. M. (1980). Seasonal variation in the food habits of the Crayfish *Orconectes Propinquus* (Girard) in trout Lake, Vilas County, Wisconsin, U.S.A. (Decapoda, Astacidea, Cambaridae). *Crustaceana* **38**, 82–86.
- \*CARLSON, S. M., RODRIGUEZ-LOZANO, P., MOIDU, H. & LEIDY, R. A. (2020). Scavenging of animal carcasses by *Gumaga nigricula* (Sericostomatidae, Trichoptera), an apparent herbivore. *Western North American Naturalist* **80**, 551–555.
- CARTER, D. O., YELLOWLEES, D. & TIBBETT, M. (2007). Cadaver decomposition in terrestrial ecosystems. *Naturwissenschaften* **94**, 12–24.
- CARTER, D. O., YELLOWLEES, D. & TIBBETT, M. (2008). Temperature affects microbial decomposition of cadavers (*Rattus rattus*) in contrasting soils. *Applied Soil Ecology* **40**, 129–137.
- \*CASAMATTA, D. A. & VERB, R. G. (2000). Algal colonization of submerged carcasses in a mid-order woodland stream. *Journal of Forensic Sciences* **45**, 1280–1285.
- \*CEDERHOLM, C. J., HOUSTON, D. B., COLE, D. L. & SCARLETT, W. J. (1989). Fate of coho salmon (*Oncorhynchus kisutch*) carcasses in spawning streams. *Canadian Journal of Fisheries and Aquatic Sciences* **46**, 1347–1355.
- \*CEDERHOLM, C. J. & PETERSON, N. P. (1985). The retention of coho salmon (*Oncorhynchus kisutch*) carcasses by organic debris in small streams. *Canadian Journal of Fisheries and Aquatic Sciences* **42**, 1222–1225.
- CHALONER, D. T. & WIPFLI, M. S. (2002). Influence of decomposing Pacific salmon carcasses on macroinvertebrate growth and standing stock in southeastern Alaska streams. *Journal of the North American Benthological Society* **21**, 430–442.
- CHALONER, D. T., WIPFLI, M. S. & CAOUILLE, J. P. (2002). Mass loss and macroinvertebrate colonisation of Pacific salmon carcasses in south-eastern Alaskan streams. *Freshwater Biology* **47**, 263–273.
- \*CHIDAMI, S. & AMYOT, M. (2008). Fish decomposition in boreal lakes and biogeochemical implications. *Limnology and Oceanography* **53**, 1988–1996.
- \*CHRISTIE, K. S. & REIMCHEN, T. E. (2005). Post-reproductive Pacific salmon, *Oncorhynchus* spp., as a major nutrient source for large aggregations of gulls, *Larus* spp. *Canadian Field-Naturalist* **119**, 202–207.
- \*CLAESON, S. M., LI, J. L., COMPTON, J. E. & BISSON, P. A. (2006). Response of nutrients, biofilm, and benthic insects to salmon carcass addition. *Canadian Journal of Fisheries and Aquatic Sciences* **63**, 1230–1241.
- CLARKSON, B. R., AUSSEIL A. E. & GERBEAUX, P. (2013). Wetland ecosystem services. In *Ecosystem Services in New Zealand – Conditions and Trends* (ed. J. R. DYMOND), pp. 192–202. Manaaki Whenua Press, Lincoln.
- CLIPLEF, D. J. & WOBESER, G. (1993). Observations on waterfowl carcasses during a botulism epizootic. *Journal of Wildlife Diseases* **29**, 8–14.
- COLLINS, S. F. & BAXTER, C. V. (2014). Heterogeneity of riparian habitats mediates responses of terrestrial arthropods to a subsidy of Pacific salmon carcasses. *Ecosphere* **5**, 1–14.
- \*COLLINS, S. F., BAXTER, C. V., MARGARELLI, A. M., FELICETTI, L., FLORIN, S., WIPFLI, M. S. & SERVHEEN, G. (2020). Reverberating effects of resource exchanges in stream–riparian food webs. *Oecologia* **192**, 179–189.
- \*COLLINS, S. F., BAXTER, C. V., MARGARELLI, A. M. & WIPFLI, M. S. (2016). Effects of experimentally added salmon subsidies on resident fishes via direct and indirect pathways. *Ecosphere* **7**, e01248.
- \*CRAM, J. M., KIFFNEY, P. M., KLETT, R. & EDMONDS, R. L. (2011). Do fall additions of salmon carcasses benefit food webs in experimental streams? *Hydrobiologia* **675**, 197–209.

- DARIMONT, C. T., PAQUET, P. C. & REIMCHEN, T. E. (2008). Spawning salmon disrupt trophic coupling between wolves and ungulate prey in coastal British Columbia. *BMC Ecology* **8**, 1–12.
- DAVIES, L. (1999). Seasonal and spatial changes in blowfly production from small and large carcasses at Durham in lowland northeast England. *Medical and Veterinary Entomology* **13**, 245–251.
- \*DENTON, K. P., RICH, H. B., MOORE, J. W. & QUINN, T. P. (2010). The utilization of a Pacific salmon *Oncorhynchus nerka* subsidy by three populations of chart *Salvelinus* spp. *Journal of Fish Biology* **77**, 1006–1023.
- DI MARCO, M., CHAPMAN, S., ALTHOR, G., KEARNEY, S., BESANCON, C., BUTT, N., MAINAD, J. M., POSSINGHAM, H. P., ROGALLA VON BIEBERSTEIN, K., VENTER, O. & WATSON, J. E. M. (2017). Changing trends and persisting biases in three decades of conservation science. *Global Ecology and Conservation* **10**, 32–42.
- \*DIAS LEDO, R. M., DE BARROS, R. M. & PUJOL-LUZ, J. R. (2012). Batrachophagidae and Calliphoridae related to *Rhinella schneideri* (Anura, Bufonidae). *Saltróps mojenii* (Reptilia, Serpentes) and *Mabuya frenata* (Reptilia, Lacertilia) carcasses in Brasília, Brazil. *Revista Brasileira de Entomologia* **56**, 377–380.
- DOUGHTY, C. E., ROMAN, J., FAURBY, S., WOLF, A., HAQUE, A., BAKKER, E. S., MALHI, Y., DUNNING, J. B. & SVENNING, J. C. (2016). Global nutrient transport in a world of giants. *Proceedings of the National Academy of Sciences of the United States of America* **113**, 868–873.
- \*DRAKE, D. C., SMITH, J. V. & NAIMAN, R. J. (2005). Salmon decay and nutrient contributions to riparian forest soils. *Northwest Science* **79**, 61–71.
- DRESSEL, S., ERICSSON, G. & SANDSTRÖM, C. (2018). Mapping social-ecological systems to understand the challenges underlying wildlife management. *Environmental Science and Policy* **84**, 105–112.
- \*DUBAND, S., FOREST, F., CLEMENSON, A., DEBOUT, M. & PÉOC'H, M. (2011). Postmortem injuries inflicted by crawfish: morphological and histological aspects. *Forensic Science International* **206**, e49–e51.
- DUDGEON, D., ARTHINGTON, A. H., GESSNER, M. O., KAWABATA, Z. I., KNOWLER, D. J., LÉVÊQUE, C., NAIMAN, R. J., PRIEUR-RICHARD, A. H., SOTO, D., STIASNY, M. L. J. & SULLIVAN, C. A. (2006). Freshwater biodiversity: importance, threats, status and conservation challenges. *Biological Reviews* **81**, 163–182.
- \*DUNKLE, M. R., LAMPMAN, R. T., JACKSON, A. D. & CAUDILL, C. C. (2020). Factors affecting the fate of Pacific lamprey carcasses and resource transport to riparian and stream macrohabitats. *Freshwater Biology* **65**, 1429–1439.
- DUNLOP, K. M., WIPPLI, M., MULADAL, R. & WIERZBINSKI, G. (2021). Terrestrial and semi-aquatic scavengers on invasive Pacific pink salmon (*Oncorhynchus gorbuscha*) carcasses in a riparian ecosystem in northern Norway. *Biological Invasions* **23**, 973–979.
- \*EDMONDS, R. L. & MIKKELSEN, K. (2006). Influence of salmon carcass placement in red alder riparian areas on stream chemistry in lowland western Washington. *North American Journal of Fisheries Management* **26**, 551–558.
- \*ELLIOTT, D. T., HARRIS, C. K., TANG, K. W. & ZUBKOV, M. V. (2010). Dead in the water: the fate of copepod carcasses in the York River estuary, Virginia. *Limnology and Oceanography* **55**, 1821–1834.
- ELLIOTT, J. M. (1997). An experimental study on the natural removal of dead trout fry in a Lake District stream. *Journal of Fish Biology* **50**, 870–877.
- ESCOBAR-LASSO, S., GIL-FERNANDEZ, M., SÁENZ, J., CARRILLO-JIMÉNEZ, E., WONG, G. & FONSECA, L. G. (2016). Inter-trophic food provisioning between sea and land: the jaguar (*Panthera onca*) as provider of sea turtle carcasses to terrestrial scavengers. *International Journal of Conservation Science* **7**, 1081–1094.
- ETHERINGTON, B. S., PICZAK, M. L., LAROCHELLE, L., GALLAGHER, A. J. & COOKE, S. J. (2023). Effects of anthropogenic activities on scavenger communities in freshwater riparian zones of eastern Ontario, Canada. *Aquatic Ecology* **57**, 115–125.
- EVELSIZER, D. D., CLARK, R. G. & BOLLINGER, T. K. (2010). Relationships between local carcass density and risk of mortality in molting mallards during avian botulism outbreaks. *Journal of Wildlife Diseases* **46**, 507–513.
- FENOGLIO, S., BO, T., AGOSTA, P. & CUCCO, M. (2005). Mass loss and macroinvertebrate colonisation of fish carcasses in riffles and pools of a NW Italian stream. *Hydrobiologia* **532**, 111–122.
- \*FENOGLIO, S., BO, T., CAMMARATA, M., MALACARNE, G. & DEL FRATE, G. (2010). Contribution of macro- and micro-consumers to the decomposition of fish carcasses in low-order streams: An experimental study. *Hydrobiologia* **637**, 219–228.
- FENOGLIO, S., MERRITT, R. W. & CUMMINS, K. W. (2014). Why do no specialized necrophagous species exist among aquatic insects? *Freshwater Science* **33**, 711–715.
- FESTA, F., ANCILOTTO, L., SANTINI, L., PACIFICI, M., ROCHA, R., TOSHKOVA, N., AMORIM, F., BENÍTEZ-LÓPEZ, A., DOMER, A., HAMIDOVIĆ, D., KRAMER-SCHADT, S., MATHEWS, F., RADCHUK, V., REBELO, H., RUCZYNSKI, I., ET AL. (2023). Bat responses to climate change: a systematic review. *Biological Reviews* **98**, 19–33.
- FEY, S. B., SIEPIELSKI, A. M., NUSSLÉ, S., CERVANTES-YOSHIDA, K., HWAN, J. L., HUBER, E. R., FEY, M. J., CATENAZZI, A. & CARLSON, S. M. (2015). Recent shifts in the occurrence, cause, and magnitude of animal mass mortality events. *Proceedings of the National Academy of Sciences of the United States of America* **112**, 1083–1088.
- \*FOX, G. A., ALLAN, L. J., WESELOH, D. V. & MINEAU, P. (1990). The diet of herring gulls during the nesting period in Canadian waters of the Great Lakes. *Canadian Journal of Zoology* **68**, 1075–1085.
- FRANCIS, T. B., SCHINDLER, D. E. & MOORE, J. W. (2006). Aquatic insects play a minor role in dispersing salmon-derived nutrients into riparian forests in southwestern Alaska. *Canadian Journal of Fisheries and Aquatic Sciences* **63**, 2543–2552.
- GABEL, W., FREDERICK, P. & ZABALA, J. (2019). Nestling carcasses from colonially breeding wading birds: patterns of access and energetic relevance for a vertebrate scavenger community. *Scientific Reports* **9**, 14512.
- \*GENDE, S. M., MILLER, A. E. & HOOD, E. (2007). The effects of salmon carcasses on soil nitrogen pools in a riparian forest of southeastern Alaska. *Canadian Journal of Forest Research* **37**, 1194–1202.
- GENDE, S. M., QUINN, T. P., WILLSON, M. F., HEINTZ, R. & SCOTT, T. M. (2004). Magnitude and fate of salmon-derived nutrients and energy in a coastal stream ecosystem. *Journal of Freshwater Ecology* **19**, 149–160.
- GILBY, B. L., HENDERSON, C. J., OLDS, A. D., BALLANTYNE, J. A., COOPER, T. K. A. & SCHLACHER, T. A. (2023). Cross-ecosystem effects of coastal urbanisation on vertebrate assemblages and ecological function. *Animal Conservation* **26**, 126–136.
- GLEASON, J. S. (2007). Mallards feeding on salmon carcasses in Alaska. *Wilson Journal of Ornithology* **119**, 105–107.
- GLEASON, J. S., HOFFMAN, R. A. & WENDLAND, J. M. (2005). Beavers, *Castor canadensis*, feeding on salmon carcasses: opportunistic use of a seasonally superabundant food source. *Canadian Field-Naturalist* **119**, 591–593.
- \*GRATTON, C., HOEKMAN, D., DREYER, J. & JACKSON, R. D. (2017). Increased duration of aquatic resource pulse alters community and ecosystem responses in a subarctic plant community. *Ecology* **98**, 2860–2872.
- \*GRAY, C. L., LEWIS, O. T., CHUNG, A. Y. C. & FAYLE, T. M. (2015). Riparian reserves within oil palm plantations conserve logged forest leaf litter ant communities and maintain associated scavenging rates. *Journal of Applied Ecology* **52**, 31–40.
- \*GUARINO, F. (2001). Diet of a large carnivorous lizard, *Varanus varius*. *Wildlife Research* **28**, 627–630.
- \*GUYETTE, M. Q., LOFTIN, C. S., ZYDLEWSKI, J. & CUNJAK, R. (2014). Carcass analogues provide marine subsidies for macroinvertebrates and juvenile Atlantic salmon in temperate oligotrophic streams. *Freshwater Biology* **59**, 392–406.
- \*HADDADI, R., ALAJMI, R. & ABDEL-GABER, R. (2019). A comparative study of insect succession on rabbit carrion in three different microhabitats. *Journal of Medical Entomology* **56**, 671–680.
- HAEFNER, J. N., WALLACE, J. R. & MERRITT, R. W. (2004). Pig decomposition in lotic aquatic systems: the potential use of algal growth in establishing a postmortem submersion interval (PMSI). *Journal of Forensic Sciences* **49**, 1–7.
- \*HARDING, J. M. S., HARDING, J. N., FIELD, R. D., PENDRAY, J. E., SWAIN, N. R., WAGNER, M. A. & REYNOLDS, J. D. (2019). Landscape structure and species interactions drive the distribution of Salmon carcasses in coastal watersheds. *Frontiers in Ecology and Evolution* **7**, 434663.
- \*HAVN, T. B., ØKLAND, F., TEICHERT, M. A. K., HEERMANN, L., BORCHERDING, J., SÆTHER, S. A., TAMBETS, M., DISERUD, O. H. & THORSTAD, E. B. (2017). Movements of dead fish in rivers. *Animal Biotelemetry* **5**, 1–9.
- \*HEINTZ, R. A., NELSON, B. D., HUDSON, J., LARSEN, M., HOLLAND, L. & WIPPLI, M. (2004). Marine subsidies in freshwater: effects of Salmon carcasses on lipid class and fatty acid composition of juvenile Coho Salmon. *Transactions of the American Fisheries Society* **133**, 559–567.
- \*HELFIELD, J. M. & NAIMAN, R. J. (2002). Salmon and alder as nitrogen sources to riparian forests in a boreal Alaskan watershed. *Oecologia* **133**, 573–582.
- \*HEO, C. C., MARWI, M. A., JEFFERY, J. & OMAR, B. (2008). Insect succession on a decomposing piglet carcass placed in a man-made freshwater pond in Malaysia. *Tropical Biomedicine* **25**, 23–29.
- \*HEREDIA, B., ALONSO, J. C. & HIRALDO, F. (1991). Space and habitat use by Red Kites *Milvus milvus* during winter in the Guadalquivir marshes: a comparison between resident and wintering populations. *Ibis* **133**, 374–381.
- HEVIA, V., MARTÍN-LÓPEZ, B., PALOMO, S., GARCÍA-LLORENTE, M., DE BELLO, F. & GONZÁLEZ, J. A. (2017). Trait-based approaches to analyze links between the drivers of change and ecosystem services: synthesizing existing evidence and future challenges. *Ecology and Evolution* **7**, 831–844.
- HEWSON, R. (1995). Use of salmonid carcasses by vertebrate scavengers. *Journal of Zoology* **235**, 53–65.
- HIRALDO, F., BLANCO, J. C. & BUSTAMANTE, J. (1991). Unspecialized exploitation of small carcasses by birds. *Bird Study* **38**, 200–207.
- \*HOBISCHAK, N. R. & ANDERSON, G. S. (2002). Time of submergence using aquatic invertebrate succession and decomposition changes. *Journal of Forensic Sciences* **47**, 142–151.
- \*HOCKING, M. D., DARIMONT, C. T., CHRISTIE, K. S. & REIMCHEN, T. E. (2007). Niche variation in burying beetles (*Nicrophorus* spp.) associated with marine and terrestrial carrion. *Canadian Journal of Zoology* **85**, 437–442.
- \*HOCKING, M. D., DULVY, N. K., REYNOLDS, J. D., RING, R. A. & REIMCHEN, T. E. (2013). Salmon subsidize an escape from a size spectrum. *Proceedings of the Royal Society B: Biological Sciences* **280**, 20122433.

- HOCKING, M. D. & REIMCHEN, T. E. (2006). Consumption and distribution of salmon (*Oncorhynchus* spp.) nutrients and energy by terrestrial flies. *Canadian Journal of Fisheries and Aquatic Sciences* **63**, 2076–2086.
- \*HOCKING, M. D. & REYNOLDS, J. D. (2012). Nitrogen uptake by plants subsidized by pacific salmon carcasses: a hierarchical experiment. *Canadian Journal of Forest Research* **42**, 908–917.
- \*HOCKING, M. D., RING, R. A. & REIMCHEN, T. E. (2006). Burying beetle *Nicrophorus investigator* reproduction on Pacific salmon carcasses. *Ecological Entomology* **31**, 5–12.
- \*HOCKING, M. D., RING, R. A. & REIMCHEN, T. E. (2009). The ecology of terrestrial invertebrates on Pacific salmon carcasses. *Ecological Research* **24**, 1091–1100.
- \*HOEKMAN, D., DREYER, J., JACKSON, R. D., TOWNSEND, P. A. & GRATTON, C. (2011). Lake to land subsidies: experimental addition of aquatic insects increases terrestrial arthropod densities. *Ecology* **92**, 2063–2072.
- \*HONEA, J. M. & GARA, R. I. (2009). Macroinvertebrate community dynamics: strong negative response to salmon redd construction and weak response to salmon-derived nutrient uptake. *Journal of the North American Benthological Society* **28**, 207–219.
- \*HU, G., WANG, M., WANG, Y., LIAO, M., HU, J., ZHANG, Y., YU, Y. & WANG, J. (2020). Estimation of post-mortem interval based on insect species present on a corpse found in a suitcase. *Forensic Science International* **306**, 110046.
- \*HUGHEY, M. C., NICOLÁS, A., VONESH, J. R. & WARKENTIN, K. M. (2012). Wasp predation drives the assembly of fungal and fly communities on frog egg masses. *Oecologia* **168**, 1057–1068.
- HUIJBERS, C. M., SCHLACHER, T. A., SCHOEMAN, D. S., WESTON, M. A. & CONNOLLY, R. M. (2013). Urbanisation alters processing of marine carrion on sandy beaches. *Landscape and Urban Planning* **119**, 1–8.
- \*HUNT, W. G., JACKMAN, R. E., DRISCOLL, D. E. & BIANCHI, E. W. (2002). Foraging ecology of nesting bald eagles in Arizona. *Journal of Raptor Research* **36**, 245–255.
- \*HUNT, W. G., JENKINS, J. M., JACKMAN, R. E., THELANDER, C. G. & GERSTELL, A. T. (1992). Foraging ecology of bald eagles on a regulated river. *Journal of Raptor Research* **26**, 243–256.
- \*HUNTSMAN, B. M., VENARSKY, M. P. & BENSTEAD, J. P. (2011). Relating carrion breakdown rates to ambient resource level and community structure in four cave stream ecosystems. *Journal of the North American Benthological Society* **30**, 882–892.
- HYNDES, G. A., BERDAN, E. L., DUARTE, C., DUGAN, J. E., EMERY, K. A., HAMBÄCK, P. A., HENDERSON, C. J., HUBBARD, D. M., LASTRA, M., MATEO, M. A., OLDS, A. & SCHLACHER, T. A. (2022). The role of inputs of marine wrack and carrion in sandy-beach ecosystems: a global review. *Biological Reviews* **97**, 2127–2161.
- INAGAKI, A., ALLEN, M. L., MARUYAMA, T., YAMAZAKI, K., TOCHIGI, K., NAGANUMA, T. & KOIKE, S. (2022). Carcass detection and consumption by facultative scavengers in forest ecosystem highlights the value of their ecosystem services. *Scientific Reports* **12**, 16451.
- IPBES (2019). *Summary for Policymakers of the Global Assessment Report on Biodiversity and Ecosystem Services of the Intergovernmental Science-Policy Platform on Biodiversity and Ecosystem Services*. IPBES Secretariat, Bonn.
- IRICK, D. L., GU, B., LI, Y. C., INGLETT, P. W., FREDERICK, P. C., ROSS, M. S., WRIGHT, A. L. & EWE, S. M. L. (2015). Wading bird guano enrichment of soil nutrients in tree islands of the Florida Everglades. *Science of the Total Environment* **532**, 40–47.
- \*ISAACS, F. B., ANTHONY, R. G., VANDER HEYDEN, M., MILLER, C. D. & WEATHERFORD, W. (1996). Habits of bald eagles wintering along the upper John Day River, Oregon. *Northwest Science* **70**, 1–9.
- \*ISAACS, F. B., GOGGANS, R., ANTHONY, R. G. & BRYAN, T. (1993). Habits of bald eagles wintering along the Crooked River, Oregon. *Northwest Science* **67**, 55–62.
- \*ITO, T. (2003). Indirect effect of salmon carcasses on growth of a freshwater amphipod, *Jesogammarus jesoensis* (Gammaridae): An experimental study. *Ecological Research* **18**, 81–89.
- \*ITO, T., NAKAJIMA, M. & SHIMODA, K. (2005). Abundance of salmon carcasses at the upper reach of a fish trap. *Ecological Research* **20**, 87–93.
- \*IVAN, L. N., RUTHERFORD, E. S. & JOHNGEN, T. H. (2011). Impacts of adfluvial fish on the ecology of two Great Lakes tributaries. *Transactions of the American Fisheries Society* **140**, 1670–1682.
- \*JACKMAN, R. E., HUNT, W. G. & HUTCHINS, N. L. (2007). Bald eagle foraging and reservoir management in Northern California. *Journal of Raptor Research* **41**, 202–211.
- \*JAUQUET, J., PITTMAN, N., HEINIS, J. A., THOMPSON, S., TATYAMA, N. & CEDERHOLM, J. (2003). Observations of chum salmon consumption by wildlife and changes in water chemistry at Kennedy Creek during 1997–2000. *American Fisheries Society Symposium* **2003**, 71–88.
- \*JOHNSON, J. H., CHALUPNICKI, M. A., ABBETT, R. & VERDOLIVA, F. (2016). Predation on Pacific salmonid eggs and carcasses by subyearling Atlantic salmon in a tributary of lake Ontario. *Journal of Great Lakes Research* **42**, 472–475.
- \*JOHNSTON, N. T., MACISAAC, E. A., TSCHAPLINSKI, P. J. & HALL, K. J. (2004). Effects of the abundance of spawning sockeye salmon (*Oncorhynchus nerka*) on nutrients and algal biomass in forested streams. *Canadian Journal of Fisheries and Aquatic Sciences* **61**, 384–403.
- \*JONES, N. E. & MACKERETH, R. W. (2016). Resource subsidies from adfluvial fishes increase stream productivity. *Freshwater Biology* **61**, 991–1005.
- JUNK, W. J., AN, S., FINLAYSON, C. M., GOPAL, B., KVET, J., MITCHELL, S. A., MITSCH, W. J. & ROBARTS, R. D. (2013). Current state of knowledge regarding the world's wetlands and their future under global climate change: a synthesis. *Aquatic Sciences* **75**, 151–167.
- \*KARRAKER, N. E., DIKARI KUSRINI, M., ATUTUBO, J. R., HEALEY, R. M. & YUSRATUL, A. (2020). Non-marine turtle plays important functional roles in Indonesian ecosystems. *Ecology and Evolution* **10**, 9613–9623.
- \*KARUNARATHNA, S., SURASINGHE, T., MADAWALA, M., SOMAWEERA, R. & AMARASINGHE, A. A. T. (2017). Ecological and behavioural traits of the Sri Lankan water monitor (*Varanus salvator*) in an urban landscape of Western Province, Sri Lanka. *Marine and Freshwater Research* **68**, 2242–2252.
- \*KAYLOR, M. J., WHITE, S. M., SEDELL, E. R. & WARREN, D. R. (2020). Carcass additions increase juvenile salmonid growth, condition, and size in an interior columbia river basin tributary. *Canadian Journal of Fisheries and Aquatic Sciences* **77**, 703–715.
- KEDDY, P. A., FRASER, L. H., SOLOMESHC, A. I., JUNK, W. J., CAMPBELL, D. R., ARROYO, M. T. K. & ALHO, C. J. R. (2009). Wet and wonderful: the world's largest wetlands are conservation priorities. *BioScience* **59**, 39–51.
- KEENAN, S. W. & BEELER, S. R. (2023). Long-term effects of buried vertebrate carcasses on soil biogeochemistry in the Northern Great Plains. *PLoS One* **18**, e0292994.
- KEIPER, J. B., CHAPMAN, E. G. & FOOTE, B. A. (1997). Midge larvae (Diptera: Chironomidae) as indicators of postmortem submersion interval of carcasses in a woodland stream: a preliminary report. *Journal of Forensic Sciences* **42**, 1074–1079.
- \*KENNEDY, R. J., ALLEN, M., ROSELL, R. & REID, A. (2017). An assessment of carcass counting surveys with increasing time lapse following a simulated fish kill on a small upland stream. *Fisheries Management and Ecology* **24**, 446–451.
- \*KIFFNEY, P. M., NAMAN, S. M., CRAM, J. M., LIERMANN, M. & BURROWS, D. G. (2018). Multiple pathways of C and N incorporation by consumers across an experimental gradient of salmon carcasses. *Ecosphere* **9**, e02197.
- \*KLINKA, D. R. & REIMCHEN, T. E. (2009). Darkness, twilight, and daylight foraging success of bears (*Ursus americanus*) on salmon in coastal British Columbia. *Journal of Mammalogy* **90**, 144–149.
- KNIGHT, R. L., ANDERSON, D. P. & VERNE MARR, N. (1991). Responses of an avian scavenging guild to anglers. *Biological Conservation* **56**, 195–205.
- \*KNIGHT, R. L. & SKAGEN, S. K. (1988). Agonistic asymmetries and the foraging ecology of bald eagles. *Ecology* **69**, 1188–1194.
- \*KOHLE, A. E., RUGENSKI, A. & TAKI, D. (2008). Stream food web response to a salmon carcass analogue addition in two central Idaho, U.S.A. streams. *Freshwater Biology* **53**, 446–460.
- \*KOHLE, A. E. & TAKI, D. (2010). Macroinvertebrate response to salmon carcass analogue treatments: exploring the relative influence of nutrient enrichment, stream foodweb, and environmental variables. *Journal of the North American Benthological Society* **29**, 690–710.
- \*KOLMAKOVA, O. V., GLADYSHEV, M. I., FONVIELLE, J. A., GANZERT, L., HORNICK, T. & GROSSART, H. P. (2019). Effects of zooplankton carcasses degradation on freshwater bacterial community composition and implications for carbon cycling. *Environmental Microbiology* **21**, 34–49.
- \*KUSANO, H. & ITO, T. (2005). Effect of salmon carcasses on egg production of a freshwater amphipod, *Jesogammarus jesoensis*: a field observation. *Limnology* **6**, 79–84.
- \*LANG, D. W., REEVES, G. H., HALL, J. D. & WIPFLI, M. S. (2006). The influence of fall-spawning coho salmon (*Oncorhynchus kisutch*) on growth and production of juvenile coho salmon rearing in beaver ponds on the Copper River Delta, Alaska. *Canadian Journal of Fisheries and Aquatic Sciences* **63**, 917–930.
- \*LARSON, C. E., PECHAL, J. L., GERIG, B. S., CHALONER, D. T., LAMBERTI, G. A. & BENBOW, M. E. (2020). Microbial community response to a novel Salmon resource subsidy. *Frontiers in Ecology and Evolution* **7**, 470292.
- \*LE SAGE, M. J., TOWEY, B. D. & BRUNNER, J. L. (2019). Do scavengers prevent or promote disease transmission? The effect of invertebrate scavenging on Ranavirus transmission. *Functional Ecology* **33**, 1342–1350.
- \*LEROY, C. J., FISCHER, D. G., ANDREWS, W. M., BELLEVEAU, L., BARLOW, C. H., SCHWEITZER, J. A., BAILEY, J. K., MARKS, J. C. & KALLESTAD, J. C. (2016). Salmon carcasses influence genetic linkages between forests and streams. *Canadian Journal of Fisheries and Aquatic Sciences* **73**, 910–920.
- \*LESSARD, J. A. L. & MERRITT, R. W. (2006). Influence of marine-derived nutrients from spawning salmon on aquatic insect communities in southeast Alaskan streams. *Oikos* **113**, 334–343.
- \*LEVI, T., WHEAT, R. E., ALLEN, J. M. & WILMERS, C. C. (2015). Differential use of salmon by vertebrate consumers: implications for conservation. *PeerJ* **3**, e1157.
- LIKENS, G. E. (2010). *Lake Ecosystem Ecology: A Global Perspective*. Academic Press, San Diego.
- LINGCOLN, A. E., WIRSING, A. J. & QUINN, T. P. (2021). Prevalence and patterns of scavenging by brown bears (*Ursus arctos*) on salmon (*Oncorhynchus* spp.) carcasses. *Canadian Journal of Zoology* **99**, 9–17.
- LINZ, G. M., DAVIS, J. E. JR., ENGEMAN, R. M., OTIS, D. L. & AVERY, M. L. (1991). Estimating survival of bird carcasses in cattail marshes. *Wildlife Society Bulletin* **17**, 195–199.

- \*LOCKHART, K., IRVINE, C., MACLAURIN, J., DOLGOVA, S. & HEBERT, C. E. (2020). Peregrine falcon scavenges adult herring Gull at Nest site on Lake Superior, Ontario, Canada. *Journal of Raptor Research* **54**, 470–472.
- LOSS, S. R., BOUGHTON, B., CADY, S. M., LONDE, D. W., MCKINNEY, C., O'CONNELL, T. J., RIGGS, G. & ROBERTSON, E. P. (2022). Review and synthesis of the global literature on domestic cat impacts on wildlife. *Journal of Animal Ecology* **91**, 1361–1372.
- LOZANO, J., OLSZAŃSKA, A., MORALES-REYES, Z., CASTRO, A. A., MALO, A. F., MOLEÓN, M., SÁNCHEZ-ZAPATA, J. A., CORTÉS-ÁVIZANDA, A., VON WEHRDEN, H., DORRESTEIJN, I., KANSKY, R., FISCHER, J. & MARTÍN-LÓPEZ, B. (2019). Human-carnivore relations: a systematic review. *Biological Conservation* **237**, 480–492.
- \*LYABZINA, S. N. (2013). Invertebrate necrobionts in the littoral zone in freshwater lakes of Karelia. *Inland Water Biology* **6**, 131–138.
- \*MAHAPATRA, S., DUTTA, S. K. & SAHOO, G. (2017). Opportunistic predatory behaviour in *Duttaphrynus melanostictus* (Schneider, 1799) tadpoles. *Current Science* **112**, 1755–1759.
- \*MALLON, J. M., SWING, K. & MOSQUERA, D. (2013). Neotropical vulture scavenging succession at a capybara carcass in eastern Ecuador. *Omitologia Neotropical* **24**, 475–480.
- MARGALIDA, A. & DONÁZAR, J. A. (2020). Fake news and vultures. *Nature Sustainability* **3**, 492–493.
- \*MARTIN, A. E., WIPFLI, M. S. & SPANGLER, R. E. (2010). Aquatic community responses to salmon carcass analog and wood bundle additions in restored floodplain habitats in an Alaskan stream. *Transactions of the American Fisheries Society* **139**, 1828–1845.
- MASLO, B., KWAIT, R., CROSBY, C., HOLMAN, P., ZOCCOLO, I., KERWIN, K., POVER, T. & SCHLACHER, T. A. (2022). Dogs suppress a pivotal function in the food webs of sandy beaches. *Scientific Reports* **12**, 1–10.
- MATEO-TOMÁS, P., OLEA, P. P., MOLEÓN, M., VICENTE, J., BOTELLA, F., SELVA, N., VIÑUELA, J. & SÁNCHEZ-ZAPATA, J. A. (2015). From regional to global patterns in vertebrate scavenger communities subsidized by big game hunting. *Diversity and Distributions* **21**, 913–924.
- \*MCLENNAN, D., AUER, S. K., ANDERSON, G. J., REID, T. C., BASSAR, R. D., STEWART, D. C., CAUWELIER, E., SAMPAYO, J., MCKELVEY, S., NISLOW, K. H., ARMSTRONG, J. D. & METCALFE, N. B. (2019). Simulating nutrient release from parental carcasses increases the growth, biomass and genetic diversity of juvenile Atlantic salmon. *Journal of Applied Ecology* **56**, 1937–1947.
- \*MEEHAN, E. P., SEMINET-RENEAU, E. E. & QUINN, T. P. (2005). Bear predation on Pacific salmon facilitates colonization of carcasses by fly maggots. *American Midland Naturalist* **153**, 142–151.
- \*MINAKAWA, N., GARA, R. I. & HONEA, J. M. (2002). Increased individual growth rate and community biomass of stream insects associated with salmon carcasses. *Journal of the North American Benthological Society* **21**, 651–659.
- \*MONAGHAN, K. A. & MILNER, A. M. (2008). Salmon carcasses as a marine-derived resource for benthic macroinvertebrates in a developing postglacial stream, Alaska. *Canadian Journal of Fisheries and Aquatic Sciences* **65**, 1342–1351.
- MORANT, J., ARRONDO, E., CORTÉS-ÁVIZANDA, A., MOLEÓN, M., DONÁZAR, J. A., SÁNCHEZ-ZAPATA, J. A., LÓPEZ-LÓPEZ, P., RUIZ-VILLAR, H., ZUBEROGOITIA, I., MORALES-REYES, Z., NAVES-ÁLEGRE, L. & SEBASTIÁN-GONZÁLEZ, E. (2022). Large-scale quantification and correlates of ungulate carrion production in the Anthropocene. *Ecosystems* **26**, 383–396.
- \*MORLEY, S. A., COE, H. J., DUDA, J. J., DUNPHY, L. S., MCHENRY, M. L., BECKMAN, B. R., ELOFSON, M., SAMPSON, E. M. & WARD, L. (2016). Seasonal variation exceeds effects of salmon carcass additions on benthic food webs in the Elwha River. *Ecosphere* **7**, e01422.
- MOYLE, P. (1966). Feeding behavior of the glaucous-winged gull on an Alaskan salmon stream. *The Wilson Bulletin* **78**, 175–190.
- \*MUDGE, G. P. & FERNS, P. N. (1982). The feeding ecology of five species of gulls (Aves: Larini) in the inner Bristol Channel. *Journal of Zoology* **197**, 497–510.
- MUHAMETSAFINA, A., MIDWOOD, J. D., BLISS, S. M., STAMPLECOKSIE, K. M. & COOKE, S. J. (2014). The fate of dead fish tagged with biotelemetry transmitters in an urban stream. *Aquatic Ecology* **48**, 23–33.
- \*NELL, L. A. & FREDERICK, P. C. (2015). Fallen nestlings and regurgitant as mechanisms of nutrient transfer from nesting wading birds to crocodilians. *Wetlands* **35**, 723–732.
- NEWSOME, T., CAIRNCROSS, R., CUNNINGHAM, C. X., SPENCER, E. E., BARTON, P. S., RIPLE, W. J. & WIRSING, A. J. (2023). Scavenging with invasive species. *Biological Reviews* **99**, 562–581.
- NICOLA, S. J. (1968). Scavenging by Alloperla (Plecoptera: Chloroperlidae) nymphs on dead pink (*Oncorhynchus gorbuscha*) and chum (*O. keta*) salmon embryos. *Canadian Journal of Zoology* **46**, 787–796.
- NIELSEN, J. M., CLARE, E. L., HAYDEN, B., BRETT, M. T. & KRATINA, P. (2018). Diet tracing in ecology: method comparison and selection. *Methods in Ecology and Evolution* **9**, 278–291.
- \*NOBRE, R. L. G., CARNEIRO, L. S., PANEK, S. E., GONZÁLEZ, M. J. & VANNI, M. J. (2019). Fish, including their carcasses, are net nutrient sources to the water column of a eutrophic lake. *Frontiers in Ecology and Evolution* **7**, 340.
- \*NOVAIS, A., PASCOAL, C. & SOUSA, R. (2017). Effects of invasive aquatic carrion on soil chemistry and terrestrial microbial communities. *Biological Invasions* **19**, 2491–2502.
- \*NOVAIS, A., SOUZA, A. T., ILARRI, M., PASCOAL, C. & SOUSA, R. (2015). From water to land: how an invasive clam may function as a resource pulse to terrestrial invertebrates. *Science of the Total Environment* **538**, 664–671.
- \*NRIAGU, J. O. (1983). Rapid decomposition of fish bones in Lake Erie sediments. *Hydrobiologia* **106**, 217–222.
- O'DEA, R. E., LAGISZ, M., JENNIONS, M. D., KORICHEVA, J., NOBLE, D. W. A., PARKER, T. H., GUREVITCH, J., PAGE, M. J., STEWART, G., MOHER, D. & NAKAGAWA, S. (2021). Preferred reporting items for systematic reviews and meta-analyses in ecology and evolutionary biology: a PRISMA extension. *Biological Reviews* **96**, 1695–1722.
- OLEA, P., MATEO-TOMÁS, P. & SANCHEZ-ZAPATA, J. A. (2019). *Carrion Ecology and Management*. Springer, Cham, Switzerland.
- \*OLIVER, J. S. & GRAHAM, R. W. (1994). A catastrophic kill of ice-trapped coots: time-averaged versus scavenger-specific disarticulation patterns. *Paleobiology* **20**, 229–244.
- OLSON, Z. H., BEASLEY, J. C. & RHODES, O. E. (2016). Carcass type affects local scavenger guilds more than habitat connectivity. *PLoS One* **11**, e0147798.
- ORIHUELA-TORRES, A., PÉREZ-GARCÍA, J. M., SÁNCHEZ-ZAPATA, J. A., BOTELLA, F. & SEBASTIÁN-GONZÁLEZ, E. (2022). Scavenger guild and consumption patterns of an invasive alien fish species in a Mediterranean wetland. *Ecology and Evolution* **12**, e9133.
- ORIHUELA-TORRES, A., SEBASTIÁN-GONZÁLEZ, E. & PÉREZ-GARCÍA, J. M. (2023). Outdoor recreation alters terrestrial vertebrate scavenger assemblage and carrion removal in a protected Mediterranean wetland. *Animal Conservation* **5**, 633–641.
- \*OUTERBRIDGE, M. E., O'RIORDAN, R., QUIRKE, T. & DAVENPORT, J. (2017). Restricted diet in a vulnerable native turtle, *Malaclemys terrapin* (Schoepff), on the oceanic islands of Bermuda. *Amphibian and Reptile Conservation* **11**, 25–35.
- PARMENTER, R. R. & LAMARRA, V. A. (1991). Nutrient cycling in a freshwater marsh: the decomposition of fish and waterfowl carrion. *Limnology and Oceanography* **36**, 976–987.
- PARMENTER, R. R. & MACMAHON, J. A. (2009). Carrion decomposition and nutrient cycling in a semiarid shrub-steppe ecosystem. *Ecological Monographs* **79**, 637–661.
- \*PASCALI, J. P., VIEL, G., CECCHETTO, G., PIGAIANI, N., VANIN, S., MONTISCI, M. & FAIS, P. (2020). The Red Swamp Crayfish *Procambarus clarkii* (the Louisiana Crayfish) as a particular scavenger on a human corpse. *Journal of Forensic Sciences* **65**, 323–326.
- PAYNE, J. A. (1965). A summer carrion study of the baby pig *Sus scrofa* Linnaeus. *Ecology* **46**, 592–602.
- PAYNE, J. A. & KING, E. W. (1974). Coleoptera associated with pig carrion. *Entomologist's Monthly Magazine* **105**, 224–232.
- PAYNE, L. X. & MOORE, J. W. (2006). Mobile scavengers create hotspots of freshwater productivity. *Oikos* **115**, 69–80.
- PECHAL, J. L. & BENBOW, M. E. (2016). Microbial ecology of the salmon necrobiome: evidence salmon carrion decomposition influences aquatic and terrestrial insect microbiomes. *Environmental Microbiology* **18**, 1511–1522.
- \*PECHAL, J. L., CRIPPEN, T. L., CAMMACK, J. A., TOMBERLIN, J. K. & BENBOW, M. E. (2019). Microbial communities of salmon resource subsidies and associated necrophagous consumers during decomposition: potential of cross-ecosystem microbial dispersal. *Food Webs* **19**, e00114.
- \*PETERSON, C. A., LEE, S. L., ELLIOTT, J. E., PETERSON, C. A., LEE, S. L. & ELLIOTT, J. E. (2001). Scavenging of waterfowl carcasses by birds in agricultural fields of British Columbia. *Journal of Field Ornithology* **72**, 150–159.
- PODGÓRSKI, T., BAŚ, G., JĘDRZEJEWSKA, B., SÖNNICHSEN, L., ŚNIEZKO, S., JĘDRZEJEWSKI, W. & OKARMA, H. (2013). Spatiotemporal behavioral plasticity of wild boar (*Sus scrofa*) under contrasting conditions of human pressure: primeval forest and metropolitan area. *Journal of Mammalogy* **94**, 109–119.
- \*POOLE, A. S., KOEL, T. M., THOMAS, N. A. & ZALE, A. V. (2020). Benthic suffocation of invasive lake trout embryos by fish carcasses and sedimentation in Yellowstone Lake. *North American Journal of Fisheries Management* **40**, 1077–1086.
- \*PRAY, C. L., NOWLIN, W. H. & VANNI, M. J. (2009). Deposition and decomposition of periodical cicadas (Homoptera: Cicadidae: *Magicicada*) in woodland aquatic ecosystems. *Journal of the North American Benthological Society* **28**, 181–195.
- \*PREMKE, K., FISCHER, P., HEMPEL, M. & ROTHHAUPT, K. O. (2010). Ecological studies on the decomposition rate of fish carcasses by benthic organisms in the littoral zone of Lake Constance, Germany. *Annales de Limnologie* **46**, 157–168.
- PULLIN, A. S. & KNIGHT, T. M. (2009). Data credibility: a perspective from systematic reviews in environmental management. *New Directions for Evaluation* **2009**, 65–74.
- \*QUINN, T. P. & BUCK, G. B. (2000). Scavenging by brown bears, *Ursus arctos*, and glaucous-winged gulls, *Larus glaucescens*, on adult sockeye salmon, *Oncorhynchus nerka*. *Canadian Journal of Zoology* **78**, 217–223.
- \*QUINN, T. P. & BUCK, G. B. (2001). Size- and sex-selective mortality of adult sockeye salmon: bears, gulls, and fish out of water. *Transactions of the American Fisheries Society* **130**, 995–1005.
- QUINN, T. P., CARLSON, S. M., GENDE, S. M. & RICH, H. B. (2009). Transportation of Pacific salmon carcasses from streams to riparian forests by bears. *Canadian Journal of Zoology* **87**, 195–203.



- QUINN, T. P., HELFIELD, J. M., AUSTIN, C. S., HOVEL, R. A. & BUNN, A. G. (2018). A multidecade experiment shows that fertilization by salmon carcasses enhanced tree growth in the riparian zone. *Ecology* **99**, 2433–2441.
- REDONDO-GÓMEZ, D., QUAGGIOTTO, M. M., BAILEY, D. M., EGUÍA, S., MORALES-REYES, Z., LÓPEZ-PASTOR, B. D. L. N., MARTÍN-VEGA, D., MARTÍNEZ-CARRASCO, C., SEBASTIÁN-GONZÁLEZ, E., SÁNCHEZ-ZAPATA, J. A. & MOLEÓN, M. (2022). Comparing scavenging in marine and terrestrial ecosystems: a case study with fish and gull carcasses in a small Mediterranean Island. *Basic and Applied Ecology* **59**, 92–104.
- REID, A. J., CARLSON, A. K., CREED, I. F., ELIASON, E. J., GELL, P. A., JOHNSON, P. T. J., KIDD, K. A., MACCORMACK, T. J., OLDEN, J. D., ORMEROD, S. J., SMOL, J. P., TAYLOR, W. W., TOCKNER, K., VERMAIRE, J. C., DUDGEON, D., *ET AL.* (2019). Emerging threats and persistent conservation challenges for freshwater biodiversity. *Biological Reviews* **94**, 849–873.
- RESHAMWALA, H. S., MAHAR, N., DIRZO, R. & HABIB, B. (2021). Successful neighbour: interactions of the generalist carnivore red fox with dogs, wolves and humans for continued survival in dynamic anthropogenic landscapes. *Global Ecology and Conservation* **25**, e01446.
- \*RESTANI, M., HARMATA, A. R. & MADDEN, E. M. (2000). Numerical and functional responses of migrant bald eagles exploiting a seasonally concentrated food source. *The Condor* **102**, 561–568.
- RICHARDS, S. L., CONNELLY, C. R., DAY, J. F., HOPE, T. & ORTIZ, R. (2015). Arthropods associated with carrion in a salt marsh habitat in southeastern Florida. *Florida Entomologist* **98**, 613–619.
- \*RICHARDSON, D. P., KOHLER, A. E., HAILEMICHAEL, M. & FINNEY, B. P. (2017). The fate of marine-derived nutrients: tracing  $\delta^{13}C$  and  $\delta^{15}N$  through oligotrophic freshwater and linked riparian ecosystems following salmon carcass analog additions. *Canadian Journal of Fisheries and Aquatic Sciences* **74**, 41–55.
- ROSE, M. D. & POLIS, G. A. (1998). The distribution and abundance of coyotes: the effects of allochthonous food subsidies from the sea. *Ecology* **79**, 998–1007.
- \*RÜEGG, J., CURRIER, C. M., CHALONER, D. T., TIEGS, S. D. & LAMBERTI, G. A. (2014). Habitat influences Pacific salmon (*Oncorhynchus* spp.) tissue decomposition in riparian and stream ecosystems. *Aquatic Sciences* **76**, 623–632.
- \*RUZICKA, R. E. & CONOVER, M. R. (2012). Does weather or site characteristics influence the ability of scavengers to locate food? *Ethology* **118**, 187–196.
- \*SALES, T., FERREIRA-KEPPLER, R. L., OLIVEIRA-DA-SILVA, A. & SOUZA, A. S. B. (2013). Description of immature stages and development time of *Paralucilia parvaensis* (Mello) (Diptera: Calliphoridae) associated with the decomposition of a partially submerged swine carcass. *Neotropical Entomology* **42**, 211–215.
- \*SAMELIUS, G., ALISAUSKAS, R. T., LARIVIÈRE, S., BERGMAN, C., HENDRICKSON, C. J., PHIPPS, K. & WOOD, C. (2002). Foraging behaviours of wolverines at a large arctic goose colony. *Arctic* **55**, 148–150.
- SANTORI, C., SPENCER, R. J., THOMPSON, M. B., WHITTINGTON, C. M., BURD, T. H., CURRIE, S. B., FINTEP, T. J. & VAN DYKE, J. U. (2020). Scavenging by threatened turtles regulates freshwater ecosystem health during fish kills. *Scientific Reports* **10**, 14383.
- \*SARICA, J., AMYOT, M., HARE, L., BLANCHFIELD, P., BODALY, R. A., HINTELMANN, H. & LUCOTTE, M. (2005). Mercury transfer from fish carcasses to scavengers in boreal lakes: the use of stable isotopes of mercury. *Environmental Pollution* **134**, 13–22.
- \*SAVEANU, L., MANARA, E. & MARTÍN, P. R. (2017). Carrion consumption and its importance in a freshwater trophic generalist: the invasive apple snail *Pomacea canaliculata*. *Marine and Freshwater Research* **68**, 752–759.
- SCHLICHTING, P. E., LOVE, C. N., WEBSTER, S. C. & BEASLEY, J. C. (2019). Efficiency and composition of vertebrate scavengers at the land-water interface in the Chernobyl Exclusion Zone. *Food Webs* **18**, e00107.
- \*SCHNEIDER, J. C. (1998). Fate of dead fish in a small lake. *American Midland Naturalist* **140**, 192–196.
- \*SCHULDT, J. A. & HERSHEY, A. E. (1995). Effect of salmon carcass decomposition on Lake Superior tributary streams. *Journal of the North American Benthological Society* **14**, 259–268.
- SEBASTIÁN-GONZÁLEZ, E., MORANT, J., MOLEÓN, M., REDONDO-GÓMEZ, D., MORALES-REYES, Z., PASCUAL-RICO, R., PÉREZ-GARCÍA, J. M., ARRONDO, E., PÉREZ-GARCÍA, J. M. & ARRONDO, E. (2023). The underestimated role of carrion in vertebrates' diet studies. *Global Ecology and Biogeography* **32**, 1302–1310.
- \*SHAFF, C. D. & COMPTON, J. E. (2011). Differential incorporation of natural spawners vs. artificially planted salmon carcasses in a stream food web: evidence from  $\delta^{15}N$  of juvenile coho salmon. *Fisheries* **34**, 62–72.
- \*SHARDLOW, T. F. & HYATT, K. D. (2013). Quantifying associations of large vertebrates with salmon in riparian areas of British Columbia streams by means of camera-traps, bait stations, and hair samples. *Ecological Indicators* **27**, 97–107.
- \*SHIRAKI, S. (2001). Foraging habitats of Steller's sea-eagles during the wintering season in Hokkaido, Japan. *Journal of Raptor Research* **35**, 91–97.
- SILVA, A. E., BARNES, B. F., COYLE, D. R., ABERNETHY, E. F., TURNER, K. L., RHODES, O. E., BEASLEY, J. C. & GANDHI, K. J. K. (2020). Effects of industrial disturbances on biodiversity of carrion-associated beetles. *Science of the Total Environment* **709**, 135158.
- \*SKAGEN, S. K., KNIGHT, R. L. & ORIAN, G. H. (1991). Human disturbance of an avian scavenging guild. *Ecological Applications* **1**, 215–225.
- \*SOMAVILLA, A., SOUZA, J. L. P., DA SILVA, A. O. & KEPPLER, R. L. F. (2019). Occurrence of Hymenoptera on pig carcasses in a tropical rainforest in Central Amazonia, Brazil. *Sociobiology* **66**, 389–393.
- SOUZA, R., VARANDAS, S., CORTES, R., TEIXEIRA, A., LOPES-LIMA, M., MACHADO, J. & GUILHERMINO, L. (2012). Massive die-offs of freshwater bivalves as resource pulses. *Annales de Limnologie* **48**, 105–112.
- SOUZA, F. L. & ABE, A. S. (2000). Feeding ecology, density and biomass of the freshwater turtle, *Phrynops geoffroanus*, inhabiting a polluted urban river in south-eastern Brazil. *Journal of Zoology* **252**, 437–446.
- \*SPENCER, R. J., THOMPSON, M. B. & HUME, D. I. (1998). The diet and digestive energetics of an Australian short-necked turtle, *Emydura macquarii*. *Comparative Biochemistry and Physiology - A Molecular and Integrative Physiology* **121**, 341–349.
- \*STALMASTER, M. V. & KAISER, J. L. (1997). Winter ecology of bald eagles in the Nisqually River drainage, Washington. *Northwest Science* **71**, 214–223.
- \*STALMASTER, M. V. & PLETTNER, R. G. (1992). Diets and foraging effectiveness of bald eagles during extreme winter weather in Nebraska. *The Journal of Wildlife Management* **56**, 355.
- \*STIEF, P., LUNDGAARD, A. S. B., TREUSCH, A. H., THAMDRUP, B., GROSSART, H. P. & GLUD, R. N. (2018). Freshwater copepod carcasses as pelagic microsites of dissimilatory nitrate reduction to ammonium. *FEMS Microbiology Ecology* **94**, fty144.
- STRAYER, D. L. & DUDGEON, D. (2010). Freshwater biodiversity conservation: recent progress and future challenges. *Journal of the North American Benthological Society* **29**, 344–358.
- STROBEL, B., SHIVELY, D. R. & ROPER, B. B. (2009). Salmon carcass movements in forest streams. *North American Journal of Fisheries Management* **29**, 702–714.
- \*SUBALUSKY, A. L., DUTTON, C. L., NJOROGE, L., ROSI, E. J. & POST, D. M. (2018). Organic matter and nutrient inputs from large wildlife influence ecosystem function in the Mara River, Africa. *Ecology* **99**, 2558–2574.
- SUBALUSKY, A. L., DUTTON, C. L., ROSI, E. J. & POST, D. M. (2017). Annual mass drownings of the Serengeti wildebeest migration influence nutrient cycling and storage in the Mara River. *Proceedings of the National Academy of Sciences of the United States of America* **114**, 7647–7652.
- \*SUBALUSKY, A. L., DUTTON, C. L., ROSI, E. J., PUTH, L. M. & POST, D. M. (2020). A river of bones: wildebeest skeletons leave a legacy of mass mortality in the Mara River, Kenya. *Frontiers in Ecology and Evolution* **8**, 463634.
- TANG, K. W., BICKEL, S. L., DZIALLAS, C. & GROSSART, H. P. (2009). Microbial activities accompanying decomposition of cladoceran and copepod carcasses under different environmental conditions. *Aquatic Microbial Ecology* **57**, 89–100.
- \*TANG, K. W., FREUND, C. S. & SCHWEITZER, C. L. (2006). Occurrence of copepod carcasses in the lower Chesapeake Bay and their decomposition by ambient microbes. *Estuarine, Coastal and Shelf Science* **68**, 499–508.
- TAYLOR, N. G., GRILLAS, P., AL HREISHA, H., BALKIZ, Ö., BORIE, M., BOUTRON, O., CATITA, A., CHAMPAGNON, J., CHERIF, S., ÇIÇEK, K., COSTA, L. T., DAKKI, M., FOIS, M., GALEWSKI, T., GALLI, A., *ET AL.* (2021). The future for Mediterranean wetlands: 50 key issues and 50 important conservation research questions. *Regional Environmental Change* **21**, 1–17.
- \*TIEGS, S. D., LEVI, P. S., RÜEGG, J., CHALONER, D. T., TANK, J. L. & LAMBERTI, G. A. (2011). Ecological effects of live salmon exceed those of carcasses during an annual spawning migration. *Ecosystems* **14**, 598–614.
- TOMBERLIN, J. K., BARTON, B. T., LASHLEY, M. A. & JORDAN, H. R. (2017). Mass mortality events and the role of necrophagous invertebrates. *Current Opinion in Insect Science* **23**, 7–12.
- \*TSURIM, I. & SILBERBUSH, A. (2016). Detritivory, competition, and apparent predation by *Culiseta longiareolata* in a temporary pool ecosystem. *Israel Journal of Ecology and Evolution* **62**, 138–142.
- TVETERAS, S. & ASCHE, F. (2008). International fish trade and exchange rates: An application to the trade with salmon and fishmeal. *Applied Economics* **40**, 1745–1755.
- ULLOA, M., FERNÁNDEZ, A., ARIYAMA, N., COLOM-RIVERO, A., RIVERA, C., NUÑEZ, P., SANHUEZA, P., JOHAW, M., ARAYA, H., TORRES, J. C., GOMEZ, P., MUÑOZ, G., AGÜERO, B., ALEGRIA, R., MEDINA, R., *ET AL.* (2023). Mass mortality event in South American sea lions (*Otaria flavescens*) correlated to highly pathogenic avian influenza (HPAI) H5N1 outbreak in Chile. *Veterinary Quarterly* **43**, 1–10.
- \*UNGER, S. & HICKMAN, C. (2019). Report on the short-term scavenging of decomposing native and non-native trout in Appalachian streams. *Fishes* **4**, 17.
- \*VALVERDE, M. P., SHARPE, D. M. T., TORCHIN, M. E., BUCK, D. G. & CHAPMAN, L. J. (2020). Trophic shifts in a native predator following the introduction of a top predator in a tropical lake. *Biological Invasions* **22**, 643–661.
- \*VAN DEN TOP, G. G., REYNOLDS, J. D., PRINS, H. H. T., MATSSON, J., GREEN, D. J. & YDENBERG, R. C. (2018). From salmon to salmonberry: the effects of salmon-derived nutrients on the stomatal density of leaves of the nitrophilic shrub *Rubus spectabilis*. *Functional Ecology* **32**, 2625–2633.
- VANCE, G. M., VANDYK, J. K. & ROWLEY, W. A. (1995). A device for sampling aquatic insects associated with carrion in water. *Journal of Forensic Sciences* **40**, 479–482.

- \*VANIN, S. & ZANCANER, S. (2011). Post-mortal lesions in freshwater environment. *Forensic Science International* **212**, e18–e20.
- VELASCO, J. & MILLÁN, A. (1998). Feeding habits of two large insects from a desert stream: *Abedus herberti* (Hemiptera: Belostomatidae) and *Thermonectus marmoratus* (Coleoptera: Dytiscidae). *Aquatic Insects* **20**, 85–96.
- VEZ-GARZÓN, M., GIMÉNEZ, J., SÁNCHEZ-MÁRQUEZ, A., MONTALVO, T. & NAVARRO, J. (2023). Changes in the feeding ecology of an opportunistic predator inhabiting urban environments in response to COVID-19 lockdown. *Royal Society Open Science* **10**, 221639.
- \*VOSLAMBER, B., PLATTEEUW, M. & VAN EERDEN, M. R. (2010). Individual differences in feeding habits in a newly established Great Egret *Casmerodius albus* population: key factors for recolonisation. *Ardea* **98**, 355–363.
- WALKER, M. A., URIBASTERRA, M., ASHER, V., GETZ, W. M., RYAN, S. J., PONCIANO, J. M. & BLACKBURN, J. K. (2021). Factors influencing scavenger guilds and scavenging efficiency in southwestern Montana. *Scientific Reports* **11**, 4254.
- WALLACE, J. (2016). Aquatic vertebrate carrion decomposition. In *Carrion Ecology, Evolution and their Applications* (eds M. BENBOW, J. TOMBERLIN and A. TARONE), pp. 247–271. CRC Press, Boca Raton.
- \*WALLEY, W. J. (2006). Probable black bear, *Ursus americana*, retrieval of an Elk, *Cervus elaphus*, carcass from a small lake in Riding Mountain National Park, Manitoba. *Canadian Field-Naturalist* **120**, 110–112.
- \*WALTER, J. K., BILBY, R. E. & FRANSEN, B. R. (2006). Effects of Pacific salmon spawning and carcass availability on the caddisfly *Ecclisomyia conspersa* (Trichoptera: Limnephilidae). *Freshwater Biology* **51**, 1211–1218.
- \*WARNER, J. & KYNARD, B. (1986). Scavenger feeding by subadult striped bass, *Morone saxatilis*, below a low-head hydroelectric dam. *Fishery Bulletin* **84**, 220–222.
- \*WARTENBERG, N., REINHARD, S., NÖLLERT, A., STANICZEK, A. H. & KUPFER, A. (2017). Caddisfly larvae (Trichoptera: Phryganeidae) as scavengers of carcasses of the common frog *Rana temporaria* (Amphibia: Ranidae). *Salamandra* **53**, 458–460.
- \*WATSON, J. W., GARRETT, M. G. & ANTHONY, R. G. (1991). Foraging ecology of bald eagles in the Columbia River estuary. *The Journal of Wildlife Management* **55**, 492.
- \*WEAVER, D. M., COGHLAN, S. M., GREIG, H. S., KLEMMER, A. J., PERKINS, L. B. & ZYDLEWSKI, J. (2018a). Subsidies from anadromous sea lamprey (*Petromyzon marinus*) carcasses function as a reciprocal nutrient exchange between marine and freshwater. *River Research and Applications* **34**, 824–833.
- \*WEAVER, D. M., COGHLAN, S. M. & ZYDLEWSKI, J. (2016). Sea lamprey carcasses exert local and variable food web effects in a nutrient-limited Atlantic coastal stream. *Canadian Journal of Fisheries and Aquatic Sciences* **73**, 1616–1625.
- \*WEAVER, D. M., COGHLAN, S. M. & ZYDLEWSKI, J. (2018b). Effects of sea lamprey substrate modification and carcass nutrients on macroinvertebrate assemblages in a small Atlantic coastal stream. *Journal of Freshwater Ecology* **33**, 19–30.
- \*WEAVER, D. M., COGHLAN, S. M. & ZYDLEWSKI, J. (2018c). The influence of nutrients from carcasses of sea lamprey (*Petromyzon marinus*) on larval growth and spawner abundance. *Fishery Bulletin* **116**, 142–152.
- WEAVER, D. M., COGHLAN, S. M., ZYDLEWSKI, J., HOGG, R. S. & CANTON, M. (2015). Decomposition of sea lamprey *Petromyzon marinus* carcasses: temperature effects, nutrient dynamics, and implications for stream food webs. *Hydrobiologia* **760**, 57–67.
- WEBER, M. J. & BROWN, M. L. (2013). Continuous, pulsed and disrupted nutrient subsidy effects on ecosystem productivity, stability, and energy flow. *Ecosphere* **4**, 1–13.
- WEBER, M. J. & BROWN, M. L. (2016). Effects of resource pulses on nutrient availability, ecosystem productivity, and temporal variability following a stochastic disturbance in eutrophic glacial lakes. *Hydrobiologia* **771**, 165–177.
- \*WEINLÄNDER, M. & FÜREDER, L. (2016). Native and alien crayfish species: do their trophic roles differ? *Freshwater Science* **35**, 1340–1353.
- \*WHEELER, T. A. & KAVANAGH, K. L. (2017). Soil biogeochemical responses to the deposition of anadromous fish carcasses in inland riparian forests of the Pacific Northwest, USA. *Canadian Journal of Forest Research* **47**, 1506–1516.
- \*WHEELER, T. A., KAVANAGH, K. L. & DAANEN, S. A. (2014). Terrestrial salmon carcass decomposition: nutrient and isotopic dynamics in Central Idaho. *Northwest Science* **88**, 106–119.
- \*WILLIAMS, K. L., GRIFFITHS, S. W., NISLOW, K. H., MCKELVEY, S. & ARMSTRONG, J. D. (2009). Response of juvenile Atlantic salmon, *Salmo salar*, to the introduction of salmon carcasses in upland streams. *Fisheries Management and Ecology* **16**, 290–297.
- \*WILLSON, M. F. (2004). Gulls, *Larus* spp., foraging at pink salmon, *Oncorhynchus gorbuscha*, spawning runs. *Canadian Field-Naturalist* **118**, 442–443.
- \*WILLSON, M. F. & HALUPKA, K. C. (1995). Anadromous fish as keystone species in vertebrate communities. *Conservation Biology* **9**, 489–497.
- WILMAN, H., BELMAKER, J., SIMPSON, J., DE LA ROSA, C., RIVADENEIRA, M. M. & JETZ, W. (2014). EltonTraits 1.0: species-level foraging attributes of the world's birds and mammals: ecological archives E095-178. *Ecology* **95**, 2027.
- WILSON, E. E. & WOLKOVICH, E. M. (2011). Scavenging: how carnivores and carrion structure communities. *Trends in Ecology and Evolution* **26**, 129–135.
- \*WILSON, M. & LAWLER, I. R. (2008). Diet and digestive performance of an urban population of the omnivorous freshwater turtle (*Emydura krefftii*) from Ross River, Queensland. *Australian Journal of Zoology* **56**, 151–157.
- \*WILZBACH, M. A., HARVEY, B. C., WHITE, J. L. & NAKAMOTO, R. J. (2005). Effects of riparian canopy opening and salmon carcass addition on the abundance and growth of resident salmonids. *Canadian Journal of Fisheries and Aquatic Sciences* **62**, 58–67.
- \*WINDER, M., SCHINDLER, D. E., MOORE, J. W., JOHNSON, S. P. & PALEN, W. J. (2005). Do bears facilitate transfer of salmon resources to aquatic macroinvertebrates? *Canadian Journal of Fisheries and Aquatic Sciences* **62**, 2285–2293.
- \*WIPFLI, M. S., HUDSON, J. & CAOUILLE, J. (1998). Influence of salmon carcasses on stream productivity: response of biofilm and benthic macroinvertebrates in southeastern Alaska, U.S.A. *Canadian Journal of Fisheries and Aquatic Sciences* **55**, 1503–1511.
- \*WIPFLI, M. S., HUDSON, J. P., CAOUILLE, J. P. & CHALONER, D. T. (2003). Marine subsidies in freshwater ecosystems: salmon carcasses increase the growth rates of stream-resident salmonids. *Transactions of the American Fisheries Society* **132**, 371–381.
- \*WIPFLI, M. S., HUDSON, J. P., CAOUILLE, J. P., MITCHELL, N. L., LESSARD, J. L., HEINTZ, R. A. & CHALONER, D. T. (2010). Salmon carcasses increase stream productivity more than inorganic fertilizer pellets: a test on multiple trophic levels in streamside experimental channels. *Transactions of the American Fisheries Society* **139**, 824–839.
- \*WOLD, A. K. F. & HERSHEY, A. E. (1999). Effects of salmon carcass decomposition on biofilm growth and wood decomposition. *Canadian Journal of Fisheries and Aquatic Sciences* **56**, 767–773.
- \*XIANG, H., ZHANG, Y., ATKINSON, D. & SEKAR, R. (2020). Effects of anthropogenic subsidy and glyphosate on macroinvertebrates in streams. *Environmental Science and Pollution Research* **27**, 21939–21952.
- \*YANAI, S. & KOCHI, K. (2005). Effects of salmon carcasses on experimental stream ecosystems in Hokkaido, Japan. *Ecological Research* **20**, 471–480.
- \*YU, Q., ZHOU, R., WANG, Y., FENG, T. & LI, H. (2020). Corpse decomposition increases nitrogen pollution and alters the succession of nirK-type denitrifying communities in different water types. *Science of the Total Environment* **747**, 141472.
- ZEDLER, J. B. & KERCHER, S. (2005). Wetland resources: status, trends, ecosystem services, and restorability. *Annual Review of Environment and Resources* **30**, 39–74.
- \*ZIMMERMAN, G. S., VARELA, V. W. & YEE, J. L. (2019). Detection probabilities of bird carcasses along sandy beaches and marsh edges in the northern Gulf of Mexico. *Environmental Monitoring and Assessment* **191**, 1–15.

## IX. SUPPORTING INFORMATION

Additional supporting information may be found online in the Supporting Information section at the end of the article.

**Data S1.** Database containing all the variables extracted for this review. The ‘Dataset’ sheet shows the main information used for the review. The ‘Vertebrates’ sheet lists the vertebrate species recorded in each article. The ‘Invertebrate orders’ sheet lists the invertebrate orders recorded in each article. The sheet ‘Invertebrate families’ lists the invertebrate families recorded in each article.

**Appendix S1.** PRISMA EcoEvo checklist (O’Dea *et al.*, 2021).

**Appendix S2.** List of key words and search filters used in the systematic literature review.

**Appendix S3.** Flow diagram of the selection process for the articles used in the systematic literature review.

**Appendix S4.** Description of the inclusion criteria used in the two-stage review process.

**Table S1.** Complete list of variables used in the systematic literature review.

**Table S2.** Ecological functions performed by carrion and scavengers identified in the systematic literature review.

**Table S3.** Ecosystem threats associated with carrion and scavengers identified in the systematic literature review.

**Table S4.** Direction of ecosystem effects of carrion identified in the systematic literature review.

**Table S5.** List of invertebrate scavenger orders identified in the systematic literature review.

**Table S6.** List of invertebrate scavenger families identified in the systematic literature review.

**Table S7.** List of vertebrate scavengers identified in the systematic literature review.

*(Received 27 September 2023; revised 28 February 2024; accepted 4 March 2024)*