

Measurements of Higgs boson production by gluon-gluon fusion and vector-boson fusion using $H \rightarrow WW^* \rightarrow e\nu\mu\nu$ decays in pp collisions at $\sqrt{s} = 13$ TeV with the ATLAS detector

G. Aad *et al.**
(ATLAS Collaboration)

 (Received 5 July 2022; accepted 25 April 2023; published 8 August 2023)

Higgs boson production via gluon-gluon fusion and vector-boson fusion in proton-proton collisions is measured in the $H \rightarrow WW^* \rightarrow e\nu\mu\nu$ decay channel. The Large Hadron Collider delivered proton-proton collisions at a center-of-mass energy of 13 TeV between 2015 and 2018, which were recorded by the ATLAS detector, corresponding to an integrated luminosity of 139 fb^{-1} . The total cross sections for Higgs boson production by gluon-gluon fusion and vector-boson fusion times the $H \rightarrow WW^*$ branching ratio are measured to be 12.0 ± 1.4 and $0.75^{+0.19}_{-0.16}$ pb, respectively, in agreement with the Standard Model predictions of 10.4 ± 0.6 and 0.81 ± 0.02 pb. Higgs boson production is further characterized through measurements of Simplified Template Cross Sections in a total of 11 kinematic fiducial regions.

DOI: [10.1103/PhysRevD.108.032005](https://doi.org/10.1103/PhysRevD.108.032005)

I. INTRODUCTION

The Higgs boson is a neutral scalar particle associated with a field whose nonzero vacuum expectation value results in the breaking of electroweak (EW) symmetry in the Standard Model (SM) and gives mass to the W and Z bosons [1–4]. Observation of a new particle consistent with being the Higgs boson was reported by the ATLAS and CMS collaborations in 2012 [5,6]. The Higgs boson has a rich set of properties that can be verified experimentally. Measurements of these properties are a powerful test of the SM and can be used to constrain theories of physics beyond the SM (BSM). BSM physics can also alter the kinematics of the Higgs boson production and decay. The large data sample delivered by the Large Hadron Collider (LHC) [7] at CERN makes it possible to measure the Higgs boson cross section in different kinematic regions in order to probe for these effects.

This paper describes measurements of Higgs boson production by gluon-gluon fusion (ggF) and vector-boson fusion (VBF) using $H \rightarrow WW^* \rightarrow e\nu\mu\nu$ decays in proton-proton (pp) collisions at a center-of-mass energy of 13 TeV. The data were recorded by the ATLAS detector [8] during Run 2 (2015–2018) of the LHC and correspond to an integrated luminosity of 139 fb^{-1} . The chosen decay channel takes advantage of the large branching ratio for $H \rightarrow WW^*$ decay

and the relatively low background from other SM processes due to having two charged leptons of different flavors in the final state. The measured cross section in the ggF production mode probes the Higgs boson couplings to heavy quarks, while the VBF production mode directly probes the couplings to W and Z bosons. Previous studies of the $H \rightarrow WW^* \rightarrow e\nu\mu\nu$ decay channel have been reported by the CMS Collaboration using its 137 fb^{-1} full Run 2 dataset [9] and by the ATLAS Collaboration using a partial Run 2 dataset corresponding to an integrated luminosity of approximately 36 fb^{-1} [10]. Compared to the previous ATLAS Run 2 analysis, several improvements have been made in addition to using the larger dataset—most notably, a measurement of the ggF production mode in the final state with two or more reconstructed jets and measurements of cross sections in kinematic fiducial regions defined in the Simplified Template Cross Section (STXS) framework [11,12].

The outline of this paper is as follows. Section II provides an overview of the signal characteristics and the analysis strategy. Section III describes the data and the simulated samples. Section IV describes the event reconstruction. Section V details the various selections used to define the signal and control regions in the analysis. Section VI discusses how the backgrounds are estimated. Section VII provides commentary on the systematic uncertainties. Section VIII defines the likelihood fit procedure. Finally, the results of the analysis are presented in Sec. IX and summarized in Sec. X.

II. ANALYSIS OVERVIEW

The $H \rightarrow WW^* \rightarrow e\nu\mu\nu$ decay is characterized by two charged leptons and two undetected neutrinos in the final

*Full author list given at the end of the article.

Published by the American Physical Society under the terms of the [Creative Commons Attribution 4.0 International license](https://creativecommons.org/licenses/by/4.0/). Further distribution of this work must maintain attribution to the author(s) and the published article's title, journal citation, and DOI. Funded by SCOAP³.

state. The opening angle between the two charged leptons tends to be small due to the spin-0 nature of the Higgs boson and the chiral structure of the weak force in the decay of the two W bosons [13]. This feature of the decay is exploited to separate the Higgs boson signal from the main backgrounds such as continuum production of WW , where the charged leptons are more likely to have a large opening angle.

In addition to the decay products of the Higgs boson, the final state can be populated by jets either from the quarks participating in the VBF production mode or from initial-state radiation from quarks or gluons (in both the ggF and VBF production modes). The composition of the background processes changes significantly depending on the number of jets (N_{jet}) in the final state. Therefore, the analysis is performed separately in the $N_{\text{jet}} = 0$, $N_{\text{jet}} = 1$, and $N_{\text{jet}} \geq 2$ channels. The analysis is divided into four categories: one each for the $N_{\text{jet}} = 0$ and $N_{\text{jet}} = 1$ channels, which solely target the ggF signal production mode, and two for the $N_{\text{jet}} \geq 2$ channel, which separately target the VBF and ggF production modes.

For each analysis category, a set of selections are applied in order to enhance the signal contribution in a sample of events referred to as a signal region (SR), and a final fit to these events is performed. For the categories targeting the ggF production mode, the fit variable discriminating between signal and SM background processes is the dilepton transverse mass, defined as $m_T = \sqrt{(E_T^{\ell\ell} + E_T^{\text{miss}})^2 - |\mathbf{p}_T^{\ell\ell} + \mathbf{E}_T^{\text{miss}}|^2}$ with $E_T^{\ell\ell} = \sqrt{|\mathbf{p}_T^{\ell\ell}|^2 + m_{\ell\ell}^2}$, where $m_{\ell\ell}$ is the dilepton invariant mass, $\mathbf{p}_T^{\ell\ell}$ is the vector sum of the lepton transverse momenta, and $\mathbf{E}_T^{\text{miss}}$ (with magnitude E_T^{miss}) is the missing transverse momentum. For the $N_{\text{jet}} \geq 2$ category targeting the VBF production mode, the output of a deep neural network (DNN) trained to identify the VBF topology is used as the discriminating variable in the fit. The analysis likelihood function combines all SRs and determines the best-fit values for a set of parameters of interest (POIs). Cross sections times branching ratios are measured for the ggF and VBF production modes and their combination in the inclusive jet multiplicity.

Cross-section measurements are also conducted in the Stage-1.2 STXS category scheme, which, relative to the 1.1 scheme [14], refines the granularity of bins for ggF events with a Higgs boson produced with large transverse momentum. Selected events are categorized according to the requirements placed on the transverse momentum of the reconstructed Higgs boson candidate (p_T^H) and on potential additional hadronic jets. The ggF STXS template process (referred to subsequently as ggH) is defined to be the Born-level $gg \rightarrow H$ process plus higher-order QCD and EW corrections. This includes real EW radiation, in particular the $gg \rightarrow Z(\rightarrow q\bar{q})H$ process. The VBF STXS template process (referred to subsequently as EW qqH) is defined to

include the $V(\rightarrow q\bar{q})H$ topology in addition to the usual VBF topology. After merging certain STXS bins to ensure sensitivity for all the measured POIs, a total of 11 fiducial cross sections corresponding to different STXS-bound kinematic regions are measured: 6 for ggH production and 5 for EW qqH production.

III. DATA AND SIMULATION SAMPLES

A. Detector and data samples

The ATLAS detector at the LHC covers nearly the entire solid angle around the collision point.¹ It consists of an inner tracking detector surrounded by a thin superconducting solenoid, electromagnetic and hadronic calorimeters, and a muon spectrometer incorporating three large superconducting toroidal magnets. The inner-detector system (ID) is immersed in a 2 T axial magnetic field and provides charged-particle tracking in the range $|\eta| < 2.5$.

The high-granularity silicon pixel detector covers the vertex region and typically provides four measurements per track, the first hit normally being in the insertable B-layer installed before Run 2 [15,16]. It is followed by the silicon microstrip tracker, which usually provides eight measurements per track. These silicon detectors are complemented by the transition radiation tracker (TRT), which enables radially extended track reconstruction up to $|\eta| = 2.0$. The TRT also provides electron identification information based on the fraction of hits (typically 30 in total) above a higher energy-deposit threshold corresponding to transition radiation.

The calorimeter system covers the pseudorapidity range $|\eta| < 4.9$. Within the region $|\eta| < 3.2$, electromagnetic calorimetry is provided by barrel and end cap high-granularity lead/liquid-argon (LAr) calorimeters, with an additional thin LAr presampler covering $|\eta| < 1.8$ to correct for energy loss in material upstream of the calorimeters. Hadronic calorimetry is provided by the steel/scintillator-tile calorimeter, segmented into three barrel structures within $|\eta| < 1.7$, and two copper/LAr hadronic end cap calorimeters. The solid angle coverage is completed with forward copper/LAr and tungsten/LAr calorimeter modules optimized for electromagnetic and hadronic measurements, respectively.

The muon spectrometer comprises separate trigger and high-precision tracking chambers measuring the deflection of muons in a magnetic field generated by the

¹ATLAS uses a right-handed coordinate system with its origin at the nominal interaction point (IP) in the center of the detector and the z axis along the beam pipe. The x axis points from the IP to the center of the LHC ring, and the y axis points upward. Cylindrical coordinates (r, ϕ) are used in the transverse plane, ϕ being the azimuthal angle around the z axis. The pseudorapidity is defined in terms of the polar angle θ as $\eta = -\ln \tan(\theta/2)$. Angular distance is measured in units of $\Delta R \equiv \sqrt{(\Delta\eta)^2 + (\Delta\phi)^2}$.

superconducting air-core toroids. The field integral of the toroids ranges between 2.0 and 6.0 Tm (Tesla*meter) across most of the detector. A set of precision chambers covers the region $|\eta| < 2.7$ with three layers of monitored drift tubes, complemented by cathode-strip chambers in the forward region, where the background is highest. The muon trigger system covers the range $|\eta| < 2.4$ with resistive-plate chambers in the barrel and thin-gap chambers in the end caps.

Interesting events are selected to be recorded by the first-level trigger system implemented in custom hardware, followed by selections made by algorithms implemented in software in the high-level trigger [17]. The first-level trigger accepts events from the 40 MHz bunch crossings at a rate below 100 kHz, which the high-level trigger reduces in order to record events to disk at about 1 kHz. A combination of unprescaled single-lepton triggers and one $e\text{-}\mu$ dilepton trigger [18,19] is employed in this analysis so as to maximize the total trigger efficiency. The transverse momentum (p_T) threshold for single-electron (muon) triggers was 24 (20) GeV for the first year of data taking and increased to 26 GeV for both lepton flavors during the remainder of Run 2. The $e\text{-}\mu$ trigger had a p_T threshold of 17 GeV for electrons and 14 GeV for muons. The full ATLAS Run 2 dataset is used for this analysis, consisting of pp collision data produced at $\sqrt{s} = 13$ TeV and recorded between 2015 and 2018. The data are subjected to quality requirements [20], including the removal of events recorded when relevant detector components were not operating correctly. The total integrated luminosity after this cleaning of the data corresponds to 139 fb^{-1} [21].

An extensive software suite [22] is used in the reconstruction and analysis of real and simulated data, in detector operations, and in the trigger and data acquisition systems of the experiment.

B. Simulated event samples

Higgs boson production and decay into pairs of W bosons or leptonically decaying τ -leptons were simulated for each of the four main production modes: ggF and VBF as well as WH and ZH (production in association with a vector boson, collectively referred to as VH).

The ggF production was simulated at next-to-next-to-leading-order (NNLO) accuracy in QCD² using the POWHEG NNLOPS program [23–27], interfaced with PYTHIA8.212 [28] for parton showering and nonperturbative effects. The simulation achieves NNLO accuracy for arbitrary inclusive $gg \rightarrow H$ observables by reweighting the Higgs boson rapidity³ spectrum in Higgs plus one jet

²When higher orders (NLO and NNLO) are specified, QCD is implied if not explicitly stated.

³The rapidity is defined in terms of a particle's energy E and momentum in the direction of the beam pipe p_z as $y = \frac{1}{2} \ln \frac{E+p_z}{E-p_z}$.

(Hj)-MiNLO [29–31] to that of HNNLO [32]. The gluon-gluon fusion prediction from the Monte Carlo (MC) samples is normalized to the next-to-next-to-next-to-leading-order cross section in QCD plus electroweak corrections at next-to-leading order (NLO) [11,33–42].

VBF events were generated with POWHEG BOX [23–25,43], interfaced with PYTHIA8.230 [28] with the dipole recoil option enabled to model the parton shower, hadronization, and underlying event. The POWHEG BOX prediction is accurate to NLO in QCD corrections and tuned to match calculations with effects due to finite heavy-quark masses and soft-gluon resummations up to next-to-next-to-leading-logarithm (NNLL) accuracy. The MC prediction is normalized to an approximate-NNLO QCD cross section with NLO electroweak corrections [44–46].

The uncertainties due to the parton shower and hadronization model for the ggF and VBF Higgs boson signal samples are evaluated using the events in the nominal sample generated with POWHEG BOX but interfaced to an alternative showering program Herwig7 [47,48] instead of PYTHIA8. To estimate the uncertainty related to the matching between the matrix element and the parton shower for ggF and VBF production, MC events produced with the MG5_aMC@NLO [49] generator (where MG5 denotes MadGraph5) and interfaced to Herwig7 are used. They are accurate to NLO in QCD and utilize the NNPDF30_NLO_AS_0118 [50] parton distribution function (PDF) set. In both cases, the H7UE set of tuned parameters (tune) [48] and the MMHT2014LO PDF set [51] were used for the underlying event.

The VH production was simulated using POWHEG BOX2 [23–25,43] and interfaced with PYTHIA8.212 for parton showering and nonperturbative effects. The POWHEG BOX prediction is accurate to NLO for the production of VH plus one jet. Samples for the loop-induced process $gg \rightarrow ZH$ were generated with POWHEG BOX2 interfaced to PYTHIA8.235. The MC prediction is normalized to cross sections calculated at NNLO in QCD (including the $gg \rightarrow ZH$ contribution) and at NLO in electroweak corrections [52–56].

The ggF, VBF, and VH Higgs boson samples use the PDF4LHC15 [57] PDF set and the AZNLO tune [58] of PYTHIA8. The sample normalizations account for the decay branching ratios calculated with HDECAY [59–61] and Prophecy4f [62–64] assuming a Higgs boson mass of 125.09 GeV [65]. An uncertainty of 2.16% [11] is assigned to the $H \rightarrow WW^*$ branching ratio, which includes the uncertainty in the Higgs boson mass. All Higgs boson samples are generated with a Higgs boson mass of 125 GeV, with the uncertainty in the Higgs boson mass being negligible for kinematic distributions.

The production of $t\bar{t}H$ events was modeled using the POWHEG BOX2 [23–25,66,67] generator at NLO with the NNPDF3.0NLO [50] PDF set. The events were interfaced to PYTHIA8.230 using the A14 tune [68]. The prediction is

normalized to the cross section computed at NLO QCD and NLO EW accuracy [11]. The sample is inclusive in Higgs decay modes, and the cross section is computed assuming a Higgs boson mass of 125.09 GeV.

To model the SM background, quark-initiated production of WW , WZ , $V\gamma^*$, and ZZ involving the strong interaction was simulated with the Sherpa2.2.2 [69] generator. Fully leptonic final states were generated using matrix elements at NLO accuracy in QCD for up to one additional parton and at leading-order (LO) accuracy for up to three additional parton emissions. For $V\gamma^*$, the γ^* mass was generated with a lower bound of 4 GeV. Samples for the loop-induced processes $gg \rightarrow WW$ and ZZ were generated using LO-accurate matrix elements for up to one additional parton emission.

For the quark-initiated WW background, systematic uncertainties are evaluated via samples simulated with alternative settings of the Sherpa2.2.2 generator. The uncertainty in the matching procedure is assessed by varying the parameter Q_{cut} , which determines the transition between the matrix-element and parton-shower domain [70]. Specifically, alternative samples with $Q_{\text{cut}} = 15$ and 30 GeV instead of the nominal value of $Q_{\text{cut}} = 20$ GeV are considered. The uncertainties in the shower model are estimated via samples, in which either the resummation scale, μ_q , is increased or decreased by a factor of 2 or the alternative recoil scheme described in Refs. [71,72] is used.

The production of $V\gamma$ final states was simulated with the Sherpa2.2.8 [69] generator. Matrix elements are at NLO QCD accuracy for up to one additional parton and at LO accuracy for up to three additional parton emissions.

Triboson production (VVV) was simulated with the Sherpa2.2.2 generator using factorized gauge-boson decays. The matrix elements are accurate to NLO for the inclusive process and to LO for up to two additional parton emissions.

For all nominal multiboson samples generated with Sherpa, the matrix-element calculations were matched and merged with the Sherpa parton shower based on Catani-Seymour dipole factorization [71,73] using the MEPS@NLO prescription [70,74–76]. The virtual QCD corrections were provided by the OpenLoops library [77,78]. The NNPDF3.0NNLO [50] set of PDFs was used, along with the dedicated set of tuned parton-shower parameters developed by the Sherpa authors.

Electroweak WW production in association with two jets ($WWjj$) was generated by MG5_aMC@NLO with LO matrix elements using the NNPDF3.0NLO PDF set. For the nominal sample, MG5_aMC@NLO was interfaced with PYTHIA8.244, using the A14 tune to model the parton shower, hadronization, and underlying event. An alternative sample is utilized to evaluate the shower model uncertainty, for which MG5_aMC@NLO was instead interfaced with Herwig7.

The quark- or gluon-initiated production of $Z/\gamma^* +$ jets was simulated with the Sherpa2.2.1 [69] generator using NLO

matrix elements for up to two partons and LO matrix elements for up to four partons, calculated with the COMIX and OpenLoops libraries. They were matched with the Sherpa parton shower [71] using the MEPS@NLO prescription. The NNPDF3.0NNLO set of PDFs was used, and the samples are normalized to a NNLO prediction [79].

An additional sample of $Z/\gamma^* +$ jets events was made with the MG5_aMC@NLO generator to evaluate the matching uncertainty. The matrix elements are accurate to LO for up to four final-state partons. The NNPDF2.3LO [80] PDF set was used. Events were interfaced to PYTHIA8.186 [81] with the A14 tune to model the parton shower, hadronization, and underlying event.

Electroweak production of $\ell\ell jj$ final states was simulated with Sherpa2.2.1, but using LO matrix elements with up to two additional parton emissions.

The production of $t\bar{t}$ events was modeled using the POWHEG BOX2 generator at NLO with the NNPDF3.0NLO PDF set and the h_{damp} parameter⁴ set to $1.5 \times m_{\text{top}}$ [82]. In order to correct for a known mismodeling of the leading-lepton p_T due to missing higher-order corrections, a NNLO reweighting was applied to the sample [83]. The events were interfaced to PYTHIA8.230 to model the parton shower, hadronization, and underlying event, with parameters set according to the A14 tune and using the NNPDF2.3LO set of PDFs.

The associated production of top quarks and W bosons (mainly Wt) was modeled using the POWHEG BOX2 generator at NLO in QCD using the five-flavor scheme and the NNPDF3.0NLO set of PDFs. The diagram removal scheme [84] was used to remove interference and overlap with $t\bar{t}$ production. The events were interfaced to PYTHIA8.230 using the A14 tune and the NNPDF2.3LO set of PDFs. In all samples generated with POWHEG BOX2, the decays of bottom and charm hadrons were performed by EvtGen1.6.0 [85].

The $W +$ jets and multijet backgrounds are estimated from data. Generated samples of $W +$ jets and $Z +$ jets events are used to validate the estimate and to determine the flavor composition uncertainties. These MC samples were generated using POWHEG BOX interfaced with PYTHIA8.186 with Sherpa2.2.1 and with MG5_aMC@NLO [49,86] interfaced with PYTHIA8.186.

The MC generators, PDFs, and programs used for the underlying event and parton shower (UEPS) are summarized in Table I. The alternative generators or UEPS models used to estimate systematic uncertainties are also listed in parentheses. Finally, the orders of the perturbative prediction for each sample are reported.

⁴The h_{damp} parameter is a resummation damping factor and one of the parameters that controls the matching of POWHEG matrix elements to the parton shower and thus effectively regulates the high- p_T radiation against which the $t\bar{t}$ system recoils.

TABLE I. Overview of simulation tools used to generate signal and background processes, as well as to model the UEPS. The PDF sets are also summarized. Alternative event generators or quantities varied to estimate systematic uncertainties are shown in parentheses.

Process	Matrix element (alternative)	PDF set	UEPS model (alternative model)	Prediction order for total cross section
ggF H	POWHEG BOX2 [23–27] NNLOPS [26,30,43] (MG5_aMC@NLO) [49,86]	PDF4LHC15NNLO [57]	PYTHIA8 [28] (Herwig7) [48]	N ³ LO QCD + NLO EW [11,33–42]
VBF H	POWHEG BOX2 [23–25,43] (MG5_aMC@NLO)	PDF4LHC15NLO	PYTHIA8 (Herwig7)	NNLO QCD + NLO EW [44–46]
VH excluding $gg \rightarrow ZH$	POWHEG BOX2	PDF4LHC15NLO	PYTHIA8	NNLO QCD + NLO EW [52–56]
$t\bar{t}H$	POWHEG BOX2	NNPDF3.0NLO	PYTHIA8	NLO [11]
$gg \rightarrow ZH$	POWHEG BOX2	PDF4LHC15NLO	PYTHIA8	NNLO QCD + NLO EW [87,88]
$qq \rightarrow WW$	Sherpa2.2.2 [69] (Q_{cut})	NNPDF3.0NNLO [50]	Sherpa2.2.2 [70,71,73–76] (Sherpa2.2.2 [71,72]; μ_q)	NLO [77,78,89]
$qq \rightarrow WWqq$	MG5_aMC@NLO [49]	NNPDF3.0NLO	PYTHIA8 (Herwig7)	LO
$gg \rightarrow WW/ZZ$	Sherpa2.2.2	NNPDF3.0NNLO	Sherpa2.2.2	NLO [90]
$WZ/V\gamma^*/ZZ$	Sherpa2.2.2	NNPDF3.0NNLO	Sherpa2.2.2	NLO [91]
$V\gamma$	Sherpa2.2.8 [69]	NNPDF3.0NNLO	Sherpa2.2.8	NLO [91]
VVV	Sherpa2.2.2	NNPDF3.0NNLO	Sherpa2.2.2	NLO
$t\bar{t}$	POWHEG BOX2 (MG5_aMC@NLO)	NNPDF3.0NLO	PYTHIA8 (Herwig7)	NNLO + NNLL [92–98]
Wt	POWHEG BOX2 (MG5_aMC@NLO)	NNPDF3.0NLO	PYTHIA8 (Herwig7)	NNLO [99,100]
Z/γ^*	Sherpa2.2.1 (MG5_aMC@NLO)	NNPDF3.0NNLO	Sherpa2.2.1	NNLO [79]

For all MC samples, the events were processed through the ATLAS detector simulation [101] based on GEANT4 [102]. The effect of pileup was modeled by overlaying the hard-scattering event with simulated inelastic pp events generated with PYTHIA8.186 using the NNPDF2.3LO set of PDFs and the A3 tune [103].

IV. EVENT RECONSTRUCTION

Primary vertices in the event are reconstructed from tracks in the ID with $p_T > 500$ MeV. Events are required to have at least one primary vertex with at least two associated tracks. The hard-scatter vertex is selected as the vertex with the highest $\sum p_T^2$, where the sum is over all the tracks associated with that particular vertex.

Electron candidates are reconstructed by matching energy clusters in the electromagnetic calorimeter to well-reconstructed tracks that are extrapolated to the calorimeter [104]. All candidate electron tracks are fitted using a Gaussian sum filter [105] to account for bremsstrahlung energy losses. Electron candidates are required to satisfy $|\eta| < 2.47$, excluding the transition region $1.37 < |\eta| < 1.52$ between the barrel and end caps of the LAR

calorimeter. Muon candidates are reconstructed from a global fit of matching tracks from the inner detector and muon spectrometer [106]. They are required to satisfy $|\eta| < 2.5$. In order to reject particles misidentified as prompt leptons, several identification requirements as well as isolation and impact parameter criteria [104,106] are applied. For electrons, a likelihood-based identification method [104] is employed, which takes into account a number of discriminating variables such as electromagnetic shower shapes, track properties, transition radiation response, and the quality of the cluster-to-track matching. Electron candidates with $15 \text{ GeV} < E_T < 25 \text{ GeV}$ must satisfy the “tight” likelihood working point, which has an efficiency of approximately 70% for these electrons. For $E_T > 25 \text{ GeV}$, where misidentification backgrounds (discussed further in Sec. VID) are less important, electron candidates must satisfy the “medium” likelihood working point, which has an efficiency of approximately 85% for an electron with $p_T \sim 40 \text{ GeV}$. For muons, a cut-based identification method [106] is employed, using the tight working point with an efficiency of $\sim 95\%$ so as to maximize the sample purity. The impact parameter requirements are $|z_0 \sin \theta| < 0.5 \text{ mm}$ and $|d_0|/\sigma_{d_0} < 5(3)$

for electrons (muons).⁵ Leptons are required to be isolated from other activity in the event by placing upper bounds on both other transverse energy (using topological clusters in the calorimeter) within a cone of size $\Delta R = 0.2$ around the lepton and other p_T (using tracks) within a cone of variable size no larger than $\Delta R = 0.2$ (0.3) for electrons (muons). At least one of the offline reconstructed leptons must be matched to an online object that triggered the recording of the event. In the case where the $e\text{-}\mu$ trigger is solely responsible for the event being recorded, each lepton must correspond to one of the trigger objects. This trigger matching scheme also requires the p_T of the lepton to be at least 1 GeV above the trigger-level threshold.

Jets are reconstructed using the anti- k_r algorithm with a radius parameter of $R = 0.4$ and particle-flow objects as input [107–109]. The four-momentum of the jets is corrected for the response of the noncompensating calorimeter, signal losses due to noise threshold effects, energy loss in inactive material, and contamination from pileup (defined as additional pp interactions in the same and neighboring bunch crossings) [110]. For jets entering the analysis, a kinematic selection of $p_T > 20$ GeV and $|\eta| < 4.5$ is applied. In the context of event categorization, only jets with $p_T > 30$ GeV are considered for jet counting. Furthermore, a jet-vertex-tagger multivariate discriminant selection that reduces contamination from pileup [111] is applied to jets with $20 < p_T < 60$ GeV and $|\eta| < 2.4$, utilizing calorimeter and tracking information to separate hard-scatter jets from pileup jets. Jets with $p_T > 20$ GeV and $|\eta| < 2.5$ containing b -hadrons (b -jets) are identified using a neural-network discriminant based on a number of lower-level taggers which utilize relevant quantities such as the associated track impact parameters and information from secondary vertices. The working point that is adopted has an average 85% b -jet tagging efficiency, as estimated from simulated $t\bar{t}$ events [112,113].

The following procedure is adopted in the case of overlapping objects. If two electrons share an ID track, the lower- E_T electron is removed. If a muon shares an ID track with an electron, the electron is removed. For electrons and jets, the jet is removed if $\Delta R(\text{jet}, e) < 0.2$, and the jet is not tagged as a b -jet. For any surviving jets, the electron is removed if $\Delta R(\text{jet}, e) < 0.4$. For muons and jets, the jet is removed if $\Delta R(\text{jet}, \mu) < 0.2$, the jet has less than three associated tracks with $p_T > 500$ MeV, and the jet is not tagged as a b -jet. For any surviving jets, the muon is removed if $\Delta R(\text{jet}, \mu) < 0.4$.

The quantity E_T^{miss} is calculated as the negative vector sum of the p_T of all the selected leptons and jets, together

with reconstructed tracks that are not associated with these objects but are consistent with originating from the primary pp collision [114]. A second definition of missing transverse momentum (in this case denoted by p_T^{miss}) uses tracks for the hadronic hard term as well, replacing the calorimeter-measured jets with their associated tracks instead. The p_T^{miss} observable is used directly in the selection of events because of its ability to discriminate better against the $Z/\gamma^* \rightarrow \tau\tau$ background, while the E_T^{miss} observable is used to build signal-sensitive variables such as m_T due to its superior resolution.

V. EVENT SELECTION AND CATEGORIZATION

The initial sample of events is required to satisfy the data quality and trigger criteria, as well as to contain exactly two leptons identified as discussed in the previous section, with different flavor and opposite charge. In addition, the higher- p_T (leading) lepton is required to have $p_T > 22$ GeV, and the subleading lepton is required to have $p_T > 15$ GeV. Di- τ -lepton backgrounds from low-mass Drell-Yan (DY) production and meson resonances are removed by requiring a dilepton invariant mass $m_{\ell\ell} > 10$ GeV. In the analysis categories targeting the ggF production mode, a $p_T^{\text{miss}} > 20$ GeV selection is applied, which significantly reduces both the $Z/\gamma^* \rightarrow \tau\tau$ background and the multijet backgrounds with misidentified leptons. The above criteria define the event preselection. Figure 1 shows the jet

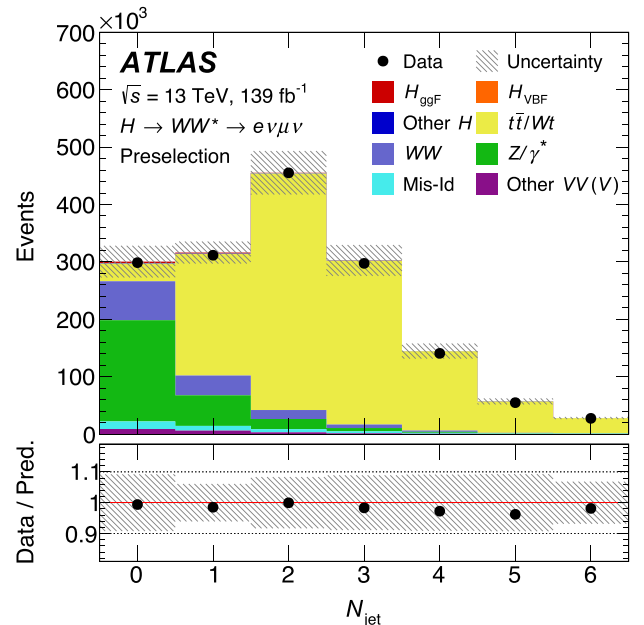


FIG. 1. Jet multiplicity distribution, for jets with $p_T > 30$ GeV and $|\eta| < 4.5$, after applying the preselection criteria (prefit normalizations). The hatched band shows the normalization component of the total prefit uncertainty, assuming SM Higgs boson production. The various background components are discussed in more detail in Sec. VI.

⁵ z_0 and d_0 are the longitudinal and transverse impact parameters, respectively. d_0 is defined by the point of closest approach of the track to the beamline in the $r\text{-}\phi$ plane, while z_0 is the longitudinal distance to the hard-scatter primary vertex from this point.

TABLE II. Event selection criteria used to define the SRs in the $H \rightarrow WW^* \rightarrow e\nu\mu\nu$ analysis. The definitions of the variables can be found in the text of this paper.

Category	$N_{\text{jet},(p_T > 30 \text{ GeV})} = 0$ ggF	$N_{\text{jet},(p_T > 30 \text{ GeV})} = 1$ ggF	$N_{\text{jet},(p_T > 30 \text{ GeV})} \geq 2$ ggF	$N_{\text{jet},(p_T > 30 \text{ GeV})} \geq 2$ VBF
Preselection	Two isolated, different-flavor leptons ($\ell = e, \mu$) with opposite charge $p_T^{\text{lead}} > 22 \text{ GeV}$, $p_T^{\text{sublead}} > 15 \text{ GeV}$ $m_{\ell\ell} > 10 \text{ GeV}$ $p_T^{\text{miss}} > 20 \text{ GeV}$			
Background rejection	$N_{b\text{-jet},(p_T > 20 \text{ GeV})} = 0$ $m_{\tau\tau} < m_Z - 25 \text{ GeV}$ $\Delta\phi_{\ell\ell, E_T^{\text{miss}}} > \pi/2$ $p_T^{\ell\ell} > 30 \text{ GeV}$ $\max(m_T^{\ell}) > 50 \text{ GeV}$			
$H \rightarrow WW^* \rightarrow e\nu\mu\nu$ topology	$m_{\ell\ell} < 55 \text{ GeV}$ $\Delta\phi_{\ell\ell} < 1.8$ Fail central jet veto or fail outside lepton veto $ m_{jj} - 85 > 15 \text{ GeV}$ or $\Delta y_{jj} > 1.2$ Central jet veto outside lepton veto $m_{jj} > 120 \text{ GeV}$			
Discriminating fit variable	m_T		DNN	

multiplicity distribution at the preselection level. All histograms in this paper include underflow and overflow events unless otherwise stated. The different background compositions as a function of jet multiplicity motivate the division of the data sample into separate N_{jet} categories. Four main analysis categories are defined: the $N_{\text{jet}}=0$ category targeting the ggF production mode as described in Sec. VA, the $N_{\text{jet}}=1$ category targeting the ggF production mode as described in Sec. VB, the $N_{\text{jet}} \geq 2$ category targeting the VBF production mode as described in Sec. VC, and the $N_{\text{jet}} \geq 2$ category targeting the ggF production mode as described in Sec. VD. To reject background from top-quark production, events containing b -jets with $p_T > 20 \text{ GeV}$ are vetoed in all analysis categories. The remaining selections used to define the analysis SRs are described separately for each category of events below, while Table II provides a summary of the full set of SR selections.

A. $N_{\text{jet}}=0$ category

Events with a significant mismeasurement of the missing transverse momentum are suppressed by requiring E_T^{miss} to point away from the dilepton transverse momentum ($\Delta\phi_{\ell\ell, E_T^{\text{miss}}} > \pi/2$). In the absence of a jet to balance the dilepton system, the magnitude of the dilepton momentum $p_T^{\ell\ell}$ is expected to be small in DY events. A requirement of $p_T^{\ell\ell} > 30 \text{ GeV}$ further reduces the DY contribution while retaining the majority of the signal events.

Continuum WW production and resonant Higgs boson production can be separated by exploiting the spin-0 property of the Higgs boson, which, when combined with the $V-A$ nature of the W boson decay, leads to a small opening angle between the charged leptons. A requirement

of $m_{\ell\ell} < 55 \text{ GeV}$, which combines the small lepton opening angle with the kinematics of a low-mass Higgs boson ($m_H = 125 \text{ GeV}$), significantly reduces both the WW and DY backgrounds. A requirement of $\Delta\phi_{\ell\ell} < 1.8$ significantly reduces the remaining DY background while retaining most of the signal. The $m_{\ell\ell}$ and $\Delta\phi_{\ell\ell}$ selections in the $N_{\text{jet}}=0$ category are indicated by dashed lines in Figs. 2(a) and 2(b), with an arrow at the top pointing to the region retained. The $N_{\text{jet}}=0$ SR is further split into four subregions with boundaries in $m_{\ell\ell}$ at $m_{\ell\ell} \leq 30 \text{ GeV}$ and $m_{\ell\ell} > 30 \text{ GeV}$ as well as in the p_T of the subleading lepton at $p_T^{\text{sublead}} \leq 20 \text{ GeV}$ and $p_T^{\text{sublead}} > 20 \text{ GeV}$.

B. $N_{\text{jet}}=1$ category

A requirement is applied to the maximum transverse mass defined as the maximum value of $m_T^{\ell_i}$, $\max(m_T^{\ell})$, where

$$m_T^{\ell_i} = \sqrt{2p_T^{\ell_i} \cdot E_T^{\text{miss}} \cdot (1 - \cos \Delta\phi(\ell_i, E_T^{\text{miss}}))},$$

and ℓ_i can be either the leading or the subleading lepton. This quantity tends to have small values for the DY background and large values for the signal process. It also has small values for multijet production, where misidentified leptons are frequently measured with energy lower than the jets from which they originate. Therefore, these backgrounds are substantially reduced with a requirement of $\max(m_T^{\ell}) > 50 \text{ GeV}$. The one-jet requirement improves the rejection of $Z \rightarrow \tau\tau$ background. Using the direction and magnitude of the measured missing transverse momentum and projecting it along the directions defined by the two

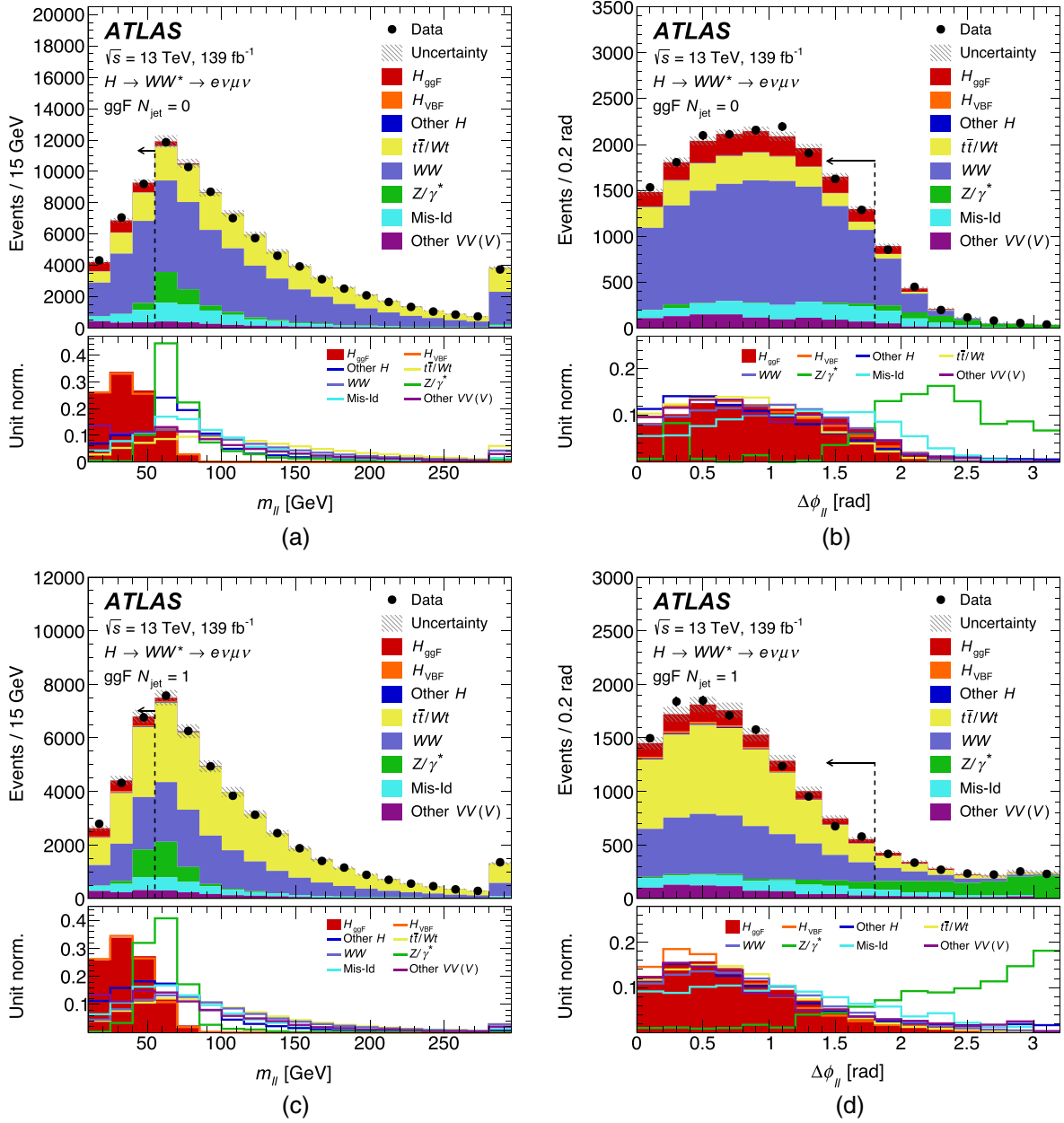


FIG. 2. Distributions of (a) $m_{\ell\ell}$ and (b) $\Delta\phi_{\ell\ell}$ in the $N_{\text{jet}} = 0$ category as well as (c) $m_{\ell\ell}$ and (d) $\Delta\phi_{\ell\ell}$ in the $N_{\text{jet}} = 1$ category, after the preselection and background rejection steps, and also after the selection on $m_{\ell\ell}$ for the $\Delta\phi_{\ell\ell}$ plots. The dashed lines indicate where the selection on the observable is made. The distributions are normalized to their nominal yields, before the final fit to all SRs and CRs (prefit normalizations). The hatched band shows the normalization component of the total prefit uncertainty, assuming SM Higgs boson production. The bottom panels show the normalized distributions for the signal and backgrounds, from which it can be inferred which background processes are primarily removed by the indicated selections.

reconstructed charged leptons, the mass of the leptonically decaying τ -lepton pair, $m_{\tau\tau}$, can be reconstructed using the so-called collinear approximation [115]. A requirement of $m_{\tau\tau} < m_Z - 25 \text{ GeV}$ ⁶ significantly reduces the remaining DY contribution and is applied in all categories with $N_{\text{jet}} \geq 1$. The same $\Delta\phi_{\ell\ell}$ and $m_{\ell\ell}$ selections as described

in Sec. VA are also applied in the $N_{\text{jet}} = 1$ category and are illustrated in Figs. 2(c) and 2(d), respectively. The $N_{\text{jet}} = 1$ SR is further split into four subregions with the same boundaries as defined for the $N_{\text{jet}} = 0$ category.

C. VBF-enriched $N_{\text{jet}} \geq 2$ category

The VBF process is characterized by the kinematics of the two leading jets in the event, which are predominantly

⁶For this selection, m_Z is set to 91.1876 GeV.

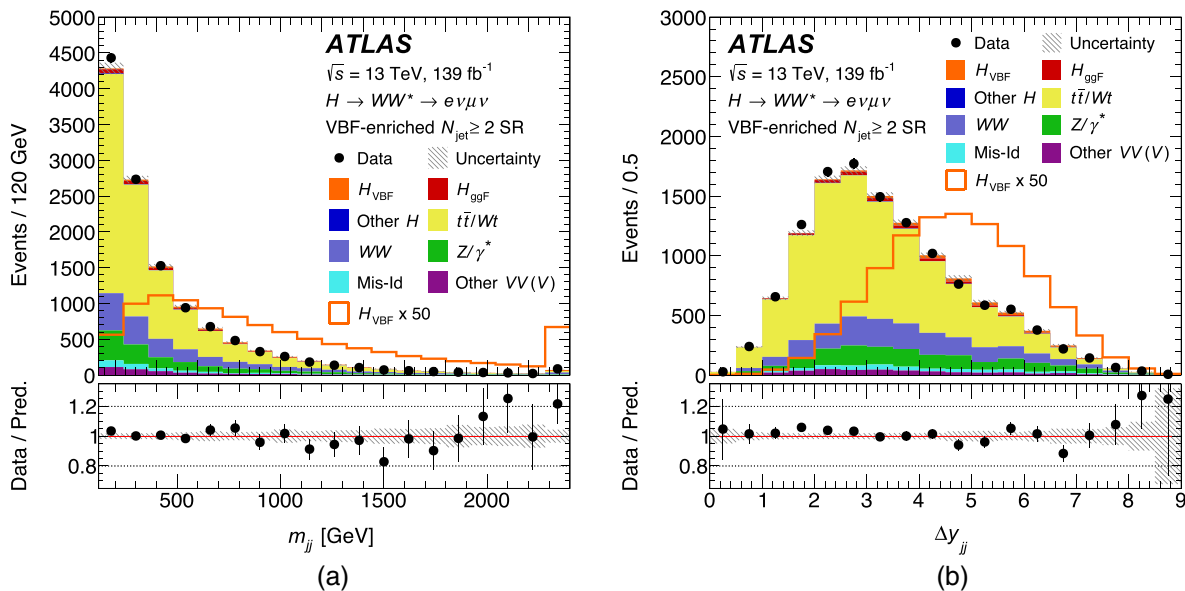


FIG. 3. Distributions of (a) m_{jj} and (b) Δy_{jj} in the $N_{\text{jet}} \geq 2$ VBF SR. The solid line shows the expected VBF signal scaled by a factor of 50. The signal and background yields are normalized to the output from the final fit to all SRs and CRs. The hatched band shows the normalization component of the total postfit uncertainty, assuming SM Higgs boson production. The last bin of each distribution is inclusive (includes the overflow).

emitted in the forward region, and by the relatively low levels of hadronic activity between them due to the mediating weak bosons that do not exchange color. In order to construct a SR enriched in this VBF topology, events are rejected if they contain additional jets with $p_T > 30$ GeV that lie in the pseudorapidity gap between the two leading jets (central jet veto) or if either lepton lies outside the pseudorapidity gap between the two leading jets (outside lepton veto). Furthermore, the invariant mass of the two leading jets, m_{jj} , is required to be above 120 GeV to ensure orthogonality to analyses targeting the $V(\rightarrow qq)H$ production mode.

The events in this category are analyzed using a DNN that is implemented through `Keras` [116] and `TensorFlow` [117], considering VBF Higgs boson production as signal and the other processes as background (including ggF Higgs boson production). The hyperparameters are optimized to find the best-performing set. The architecture of the DNN exhibits seven dense hidden layers, with the first hidden layer consisting of 256 nodes and each successive layer decreasing in size. Nodes in the hidden layers use rectified linear units as activation functions, while the output node utilizes a sigmoid activation function. Cross-entropy is used to calculate the loss, and dropout is used as a regularization method to prevent overtraining. A total of 15 kinematic variables built from the leptons (ℓ), jets (j), and E_T^{miss} in the event are used as inputs to the DNN. The following variables are chosen to provide discrimination based on the VBF topology: m_{jj} ; the difference between the two jet rapidities (Δy_{jj}); the lepton η -centrality ($\sum_{\ell} C_{\ell}$, where $C_{\ell} = |2\eta_{\ell} - \sum_{j} \eta_j| / \Delta \eta_{jj}$), which quantifies the positions

of the leptons relative to the leading jets in pseudorapidity [118]; the p_T of the three leading jets ($p_T^{j_1}$, $p_T^{j_2}$, $p_T^{j_3}$, where $p_T^{j_3}$ is set to 0 GeV if there is no third jet in the event); and the invariant masses of all four possible lepton-jet pairs between the leptons and the two leading jets ($m_{\ell_1 j_1}$, $m_{\ell_1 j_2}$, $m_{\ell_2 j_1}$, $m_{\ell_2 j_2}$). The variables $m_{\ell\ell}$, $\Delta\phi_{\ell\ell}$, and m_T are also utilized, targeting the features of the $H \rightarrow WW^*$ decay. Two additional variables are also included: the total transverse momentum (p_T^{tot}), defined as the magnitude of the vectorial sum of the p_T of all selected objects, and the E_T^{miss} significance, which provides separation between events with real undetected high- p_T particles and events where the E_T^{miss} is the result of resolution effects [119]. The observables providing the best discrimination between signal and background are m_{jj} and Δy_{jj} , and their distributions in the $N_{\text{jet}} \geq 2$ VBF SR are shown in Fig. 3. The DNN output reflects how “VBF-like” the event’s kinematics are, and thus is used as a classifier, with the signal purity improving as the output value increases. The DNN bin boundaries in the VBF-sensitive range are chosen with an algorithm that aims to make the bins as narrow as possible, while also requiring at least ten expected signal and background events each per bin as well as at most 20% statistical uncertainty in the background. This method helps to mitigate the risk of strong statistical fluctuations in the fit, and yields narrower bins on average for larger values of the DNN output, giving a total of seven bins: [0–0.25, 0.25–0.52, 0.52–0.68, 0.68–0.77, 0.77–0.83, 0.83–0.87, 0.87–1.00]. In the bin with the highest DNN output, the expected VBF signal-to-background ratio is approximately 2 to 1.

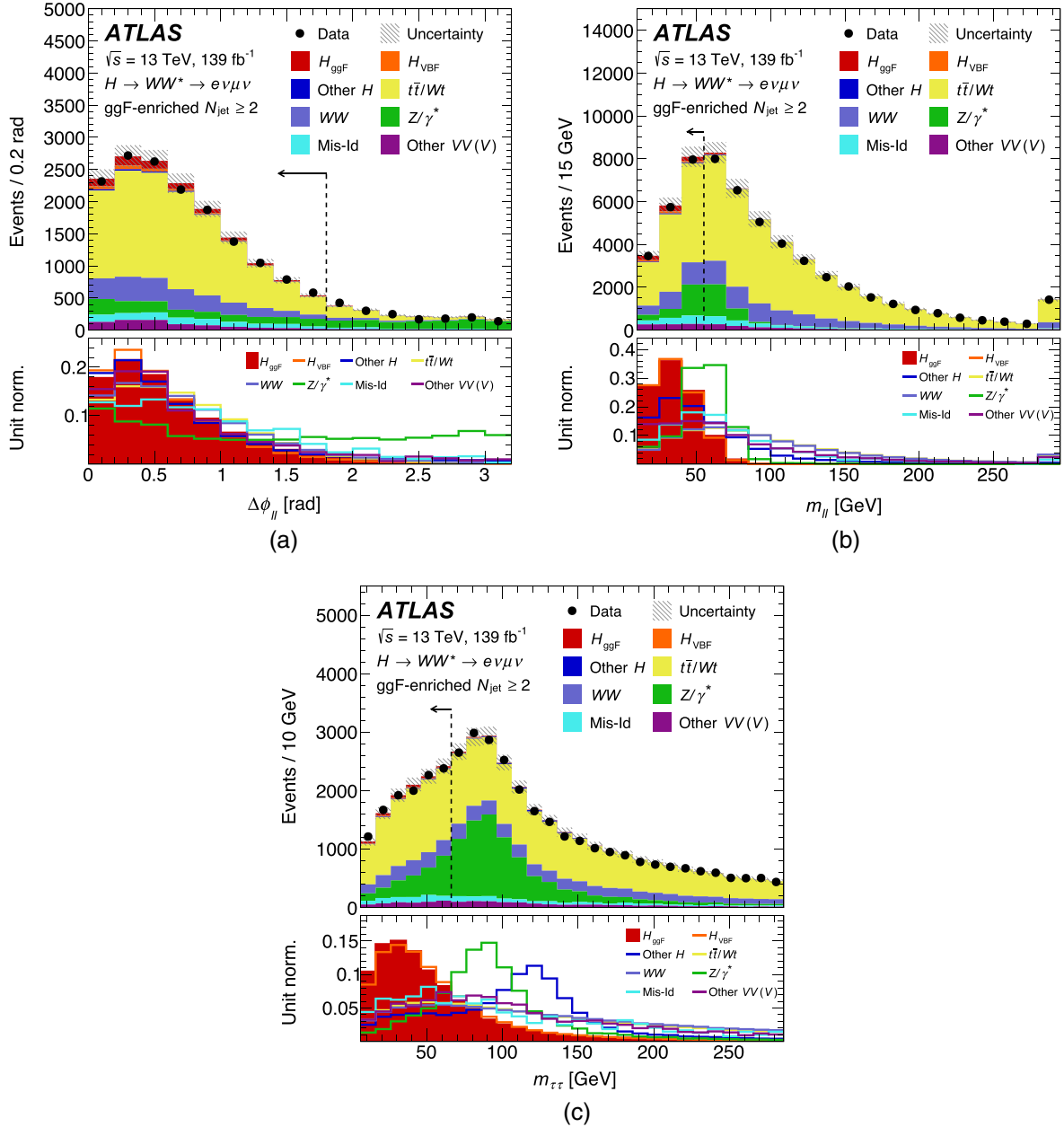


FIG. 4. Distributions of (a) $\Delta\phi_{\ell\ell}$, (b) $m_{\ell\ell}$, and (c) $m_{\tau\tau}$ in the ggF-enriched $N_{\text{jet}} \geq 2$ category, after requiring all selections up to the corresponding observable. Underflow and overflow events are not included in (c). The dashed lines indicate where the selection on the observable is made. The distributions are normalized to their nominal yields, before the final fit to all SRs and CRs (prefit normalizations). The hatched band shows the normalization component of the total prefit uncertainty, assuming SM Higgs boson production. The bottom panels show the normalized distributions for the signal and backgrounds, from which it can be inferred which background processes are primarily removed by the indicated selections.

D. ggF-enriched $N_{\text{jet}} \geq 2$ category

The ggF-enriched $N_{\text{jet}} \geq 2$ category is forced to be mutually exclusive to the VBF-enriched $N_{\text{jet}} \geq 2$ category by requiring events to fail either the central jet veto or outside lepton veto. Furthermore, $V(\rightarrow qq)H$ production is suppressed by rejecting events in a region defined by $|m_{jj} - 85| \leq 15$ GeV and $\Delta y_{jj} \leq 1.2$. The same $\Delta\phi_{\ell\ell}$ and $m_{\ell\ell}$ selections as described in Sec. VA are also applied in the

ggF-enriched $N_{\text{jet}} \geq 2$ category and are shown in Figs. 4(a) and 4(b), respectively, together with the $m_{\tau\tau}$ selection in Fig. 4(c). The ggF-enriched $N_{\text{jet}} \geq 2$ SR is further split into two subregions with a boundary at $m_{\ell\ell} = 30$ GeV.

E. STXS categorization

In order to optimize the measurements in bins aligned with those of the Stage-1.2 STXS framework, several

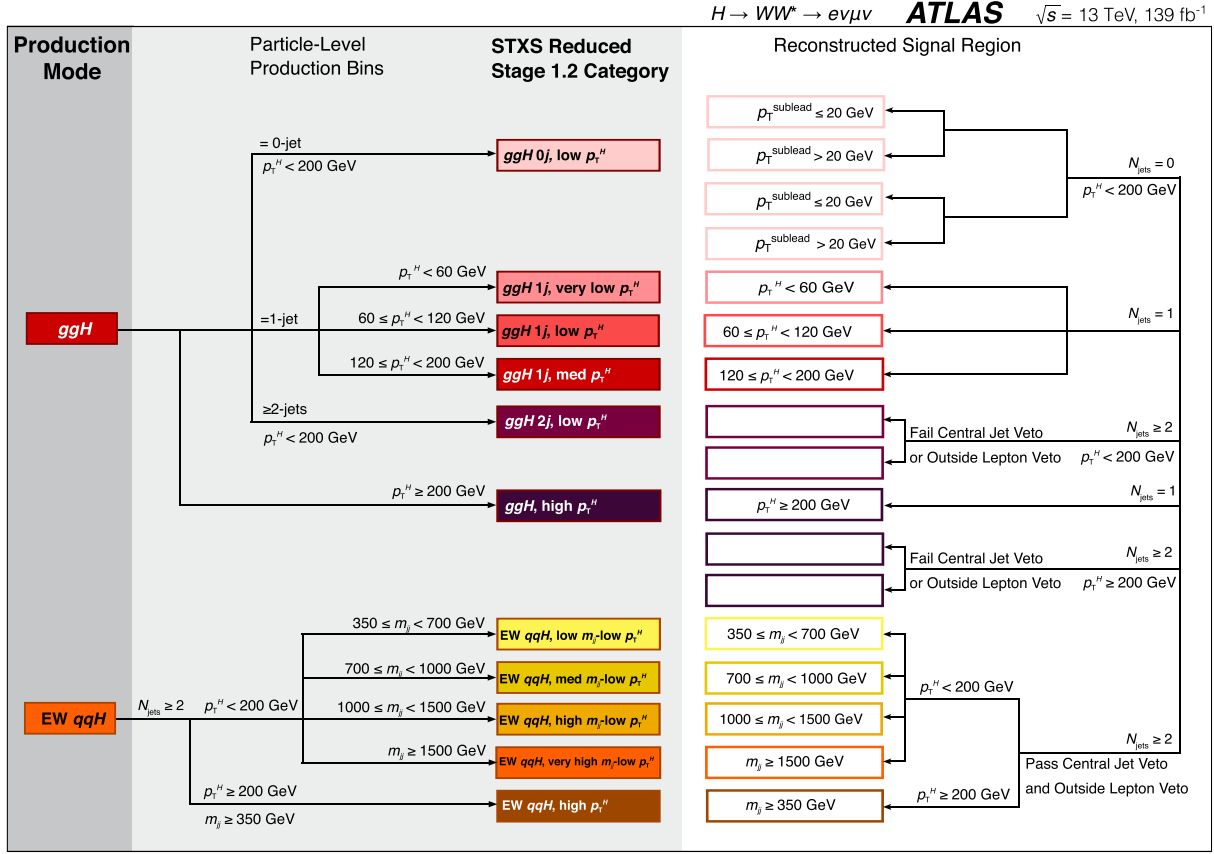


FIG. 5. Two sets (Production Mode Stage and Reduced Stage 1.2) of exclusive phase-space regions (production bins) defined at parton level for the measurement of the Higgs boson production cross sections (left and middle-left shaded panels) and the corresponding reconstructed signal regions (right panel). The description of the production bins as well as the corresponding reconstructed signal regions is given in Sec. V E. The colors of each reconstructed signal region box indicate the STXS bin which provides the largest relative contribution.

STXS kinematic fiducial regions are merged, and the separation of the selected events into SRs differs slightly from the description above. The STXS bin merging strategy, referred to as Reduced Stage-1.2, and the reconstructed SRs are illustrated in Fig. 5. For the exclusive $N_{\text{jet}} = 0$ ggH category, only a single STXS cross section is measured, with the same SR splitting as defined in Sec. V A and applying a $p_T^H < 200$ GeV selection. For the exclusive $N_{\text{jet}} = 1$ ggH category, all three Stage-1.2 measurements are retained, with the SR split along the same p_T^H bin boundaries. For the exclusive $N_{\text{jet}} \geq 2$ ggH category with $p_T^H < 200$ GeV, only a single STXS cross section is measured, with the same SR splitting as defined in Sec. V D but also including a $p_T^H < 200$ GeV selection. For the N_{jet} inclusive ggH category with $p_T^H \geq 200$ GeV, only a single STXS cross section is measured, using both the $N_{\text{jet}} = 1$ SR with an added $p_T^H \geq 200$ GeV selection and the same ggF-enriched $N_{\text{jet}} \geq 2$ SR with splitting as defined in Sec. V D but also including a $p_T^H \geq 200$ GeV selection. No events with $N_{\text{jet}} = 0$ at the event-generation level are reconstructed in the region with $p_T^H \geq 200$ GeV.

For the exclusive $N_{\text{jet}} \geq 2$ EW qqH categories targeting VBF production, the bins separated by p_T^{Hjj} value⁷ are merged, and so are the bins separated by m_{jj} for $p_T^H \geq 200$ GeV, resulting in a total of five measured cross sections. The same SR described in Sec. V C is used, but split into five subregions with the same boundaries that define the measured EW qqH STXS cross sections. In addition, the same DNN and training is used for the final fit's discriminating variable. The exclusive $N_{\text{jet}} \geq 2$ EW qqH category with $m_{jj} < 350$ GeV that targets $V(\rightarrow q\bar{q})H$ production and also the $V(\rightarrow \text{leptons})H$ and $t\bar{t}H$ categories to which this analysis is not sensitive are fixed to their expected yields in the fit. Figure 6 shows the relative contributions of the different merged STXS bins in all reconstructed SRs. In each case, the target categories provide the largest contribution in the corresponding SRs which aim to select them.

⁷ p_T^{Hjj} is defined at the reconstruction level as the transverse momentum of the system composed of the two leptons + E_T^{miss} + two leading jets in the event.

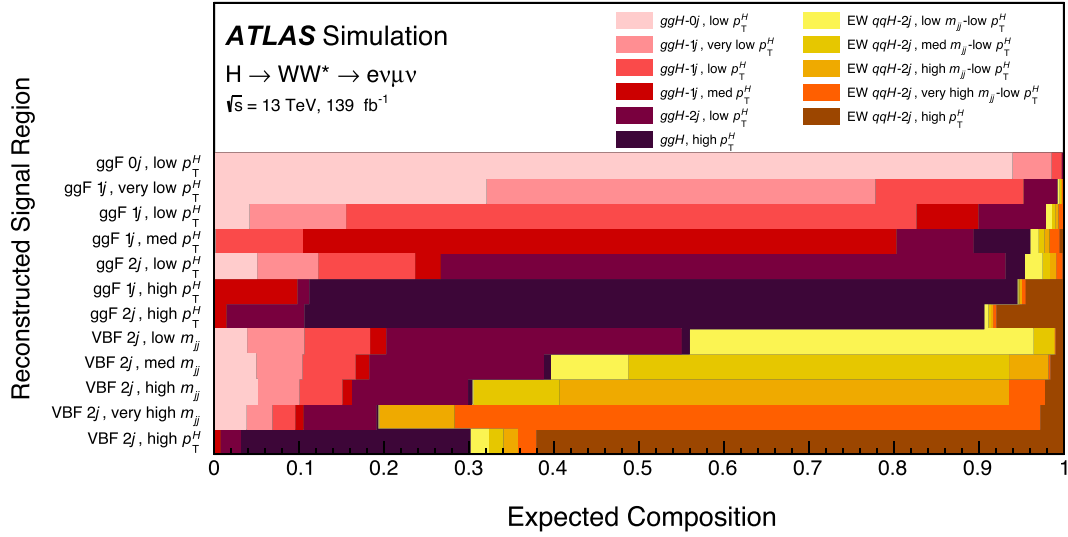


FIG. 6. Relative SM signal composition in terms of the measured STXS bin for each reconstructed signal region.

VI. BACKGROUND ESTIMATION

The background contamination in the SRs originates from various processes: nonresonant WW , top-quark pair

($t\bar{t}$) and single-top-quark (Wt), diboson (WZ , ZZ , $W\gamma$, $W\gamma^*$, and $Z\gamma$), and Drell-Yan (mainly $Z \rightarrow \tau\tau$, hereafter denoted by Z/γ^*) production. Other background

TABLE III. Event selection criteria used to define the control regions in the $H \rightarrow WW^* \rightarrow e\nu\mu\nu$ analysis. Every control region selection starts from the selection labeled “Preselection” in Table II, and $N_{b\text{-jet},(20 < p_T < 30 \text{ GeV})}$ represents the number of b -jets with $20 < p_T < 30 \text{ GeV}$.

CR	$N_{\text{jet},(p_T > 30 \text{ GeV})} = 0$ ggF	$N_{\text{jet},(p_T > 30 \text{ GeV})} = 1$ ggF	$N_{\text{jet},(p_T > 30 \text{ GeV})} \geq 2$ ggF	$N_{\text{jet},(p_T > 30 \text{ GeV})} \geq 2$ VBF
$qq \rightarrow WW$	$\Delta\phi_{\ell\ell, E_T^{\text{miss}}} > \pi/2$ $p_T^{\ell\ell} > 30 \text{ GeV}$ $55 < m_{\ell\ell} < 110 \text{ GeV}$ $\Delta\phi_{\ell\ell} < 2.6$	$N_{b\text{-jet},(p_T > 20 \text{ GeV})} = 0$ $m_{\ell\ell} > 80 \text{ GeV}$ $ m_{\tau\tau} - m_Z > 25 \text{ GeV}$ $\max(m_T^{\ell}) > 50 \text{ GeV}$	$m_{\tau\tau} < m_Z - 25 \text{ GeV}$ $m_{T2} > 165 \text{ GeV}$ Fail central jet veto or fail outside lepton veto $ m_{jj} - 85 > 15 \text{ GeV}$ or $\Delta y_{jj} > 1.2$	
$t\bar{t}/Wt$	$N_{b\text{-jet},(20 < p_T < 30 \text{ GeV})} > 0$ $\Delta\phi_{\ell\ell, E_T^{\text{miss}}} > \pi/2$ $p_T^{\ell\ell} > 30 \text{ GeV}$ $\Delta\phi_{\ell\ell} < 2.8$	$N_{b\text{-jet},(p_T > 30 \text{ GeV})} = 1$ $N_{b\text{-jet},(20 < p_T < 30 \text{ GeV})} = 0$ $\max(m_T^{\ell}) > 50 \text{ GeV}$	$N_{b\text{-jet},(p_T > 20 \text{ GeV})} = 0$ $m_{\tau\tau} < m_Z - 25 \text{ GeV}$ $m_{\ell\ell} > 80 \text{ GeV}$ $\Delta\phi_{\ell\ell} < 1.8$ $m_{T2} < 165 \text{ GeV}$ Fail central jet veto or fail outside lepton veto $ m_{jj} - 85 > 15 \text{ GeV}$ or $\Delta y_{jj} > 1.2$	$N_{b\text{-jet},(p_T > 20 \text{ GeV})} = 1$ Central jet veto outside lepton veto
Z/γ^*	$m_{\ell\ell} < 80 \text{ GeV}$ no p_T^{miss} requirement $\Delta\phi_{\ell\ell} > 2.8$	$N_{b\text{-jet},(p_T > 20 \text{ GeV})} = 0$ $m_{\tau\tau} > m_Z - 25 \text{ GeV}$ $\max(m_T^{\ell}) > 50 \text{ GeV}$	$m_{\ell\ell} < 55 \text{ GeV}$ Fail central jet veto or fail outside lepton veto $ m_{jj} - 85 > 15 \text{ GeV}$ or $\Delta y_{jj} > 1.2$	$m_{\ell\ell} < 70 \text{ GeV}$ $ m_{\tau\tau} - m_Z \leq 25 \text{ GeV}$ central jet veto outside lepton veto

contributions arise from $W + \text{jets}$ and multijet production with misidentified leptons, which are either nonprompt leptons from decays of heavy-flavor hadrons or jets misidentified as prompt leptons. The backgrounds with misidentified leptons are estimated using a data-driven technique. Dedicated data regions with low expected signal, hereafter called control regions (CRs), are used to normalize the predictions of the WW , top-quark, and $Z \rightarrow \tau\tau$ backgrounds. Table III summarizes the selections used to define the CRs, which start from the preselection defined in Table II. The background estimates for the remaining background processes, most notably the diboson processes other than WW , are obtained from simulated samples normalized to the theoretical cross sections for these processes.

A. WW background

The nonresonant WW background mainly originates from the quark-initiated process (labeled $qqWW$) with a small additional contribution from the gluon-initiated process proceeding via a box-diagram ($ggWW$). The $ggWW$ process produces approximately 10% of the total WW background contribution and is estimated from simulated samples normalized to the theoretical cross sections. The $qqWW$ process is normalized to the observed yields in dedicated CRs, defined separately for each analysis category. The CRs are orthogonal to the SRs and enriched in the WW process. For the $N_{\text{jet}} = 0$ category, the selected $m_{\ell\ell}$ region is modified to $55 < m_{\ell\ell} < 110$ GeV, and the $\Delta\phi_{\ell\ell}$ selection is relaxed to $\Delta\phi_{\ell\ell} < 2.6$ (from $\Delta\phi_{\ell\ell} < 1.8$ in the SRs). The upper bound on the $m_{\ell\ell}$ selection reduces the contamination from top-quark processes in the WW CR, whereas the $\Delta\phi_{\ell\ell}$ selection removes most of the $Z \rightarrow \tau\tau$ contamination. The WW CR in the $N_{\text{jet}} = 1$ category differs from the SR by requiring $m_{\ell\ell} > 80$ GeV and $|m_{\tau\tau} - m_Z| > 25$ GeV. For the $N_{\text{jet}} \geq 2$ categories, it is difficult to find a region with high WW process purity because of the overwhelming background from top-quark processes. For the ggF-enriched $N_{\text{jet}} \geq 2$ category, the $qqWW$ process is normalized to the yield in the CR, whereas the $ggWW$ background in the VBF-enriched $N_{\text{jet}} \geq 2$ category is estimated from simulated samples normalized to the theoretical cross section. The WW CR for the ggF-enriched $N_{\text{jet}} \geq 2$ category is defined by requiring $m_{\ell\ell} > 80$ GeV and $m_{T2} > 165$ GeV. The m_{T2} variable [120] is defined as

$$m_{T2}^2 = \min_{\not{p}_1 + \not{p}_2 = \not{p}_T} [\max\{m_T^2(p_T^a, \not{p}_1), m_T^2(p_T^b, \not{p}_2)\}],$$

where the minimization is over all possible two-momenta, $\not{p}_{1,2}$, such that their sum gives the observed missing transverse momentum \not{p}_T , and where each of p_T^a and p_T^b is the combined transverse momentum of a charged lepton and a jet. The m_{T2} selection is indicated by a dashed line in

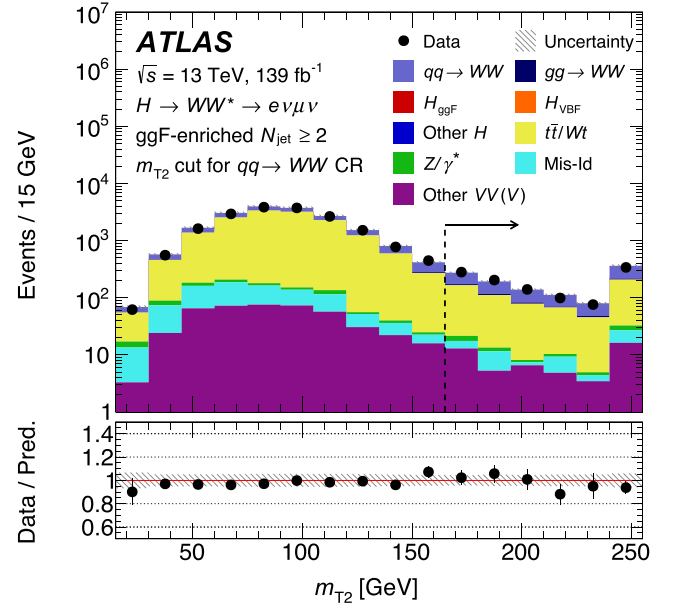


FIG. 7. Distribution of the m_{T2} variable used in the definition of the WW CR for the ggF-enriched $N_{\text{jet}} \geq 2$ category and after the prior selections summarized in Table III have been applied. The dashed line indicates where the selection on the observable is made. The distributions are normalized to their nominal yields, before the final fit to all SRs and CRs (prefit normalizations). The hatched band shows the normalization component of the total prefit uncertainty.

Fig. 7, with an arrow at the top pointing to the region retained. For all WW CRs, a b -jet veto is maintained.

The WW CRs have prefit WW process purities of 67% ($N_{\text{jet}} = 0$), 34% ($N_{\text{jet}} = 1$), and 39% (ggF-enriched $N_{\text{jet}} \geq 2$). The postfit background normalization factors, from the fit described in Sec. VIII, are summarized in Table IV. Figure 8 presents the postfit m_T distributions in the $N_{\text{jet}} = 0$, $N_{\text{jet}} = 1$, and ggF-enriched $N_{\text{jet}} \geq 2$ CRs.

B. Top-quark backgrounds

The top-quark backgrounds affecting this analysis are associated with the $t\bar{t}$ and Wt processes. They are normalized to the observed combined top yields in CRs,

TABLE IV. Postfit normalization factors which scale the corresponding estimated yields in the relevant signal region; the dash indicates where a MC-based normalization is used. The quoted uncertainties include both the statistical and systematic contributions.

Category	WW	$t\bar{t}/Wt$	Z/γ^*
$N_{\text{jet}} = 0$ ggF	$1.02^{+0.07}_{-0.07}$	$0.93^{+0.22}_{-0.17}$	$0.96^{+0.07}_{-0.06}$
$N_{\text{jet}} = 1$ ggF	$0.85^{+0.16}_{-0.15}$	$1.05^{+0.19}_{-0.16}$	$0.98^{+0.10}_{-0.09}$
$N_{\text{jet}} \geq 2$ ggF	$0.81^{+0.34}_{-0.33}$	$0.96^{+0.23}_{-0.18}$	$0.98^{+0.18}_{-0.17}$
$N_{\text{jet}} \geq 2$ VBF		$0.92^{+0.33}_{-0.21}$	$0.93^{+0.23}_{-0.19}$

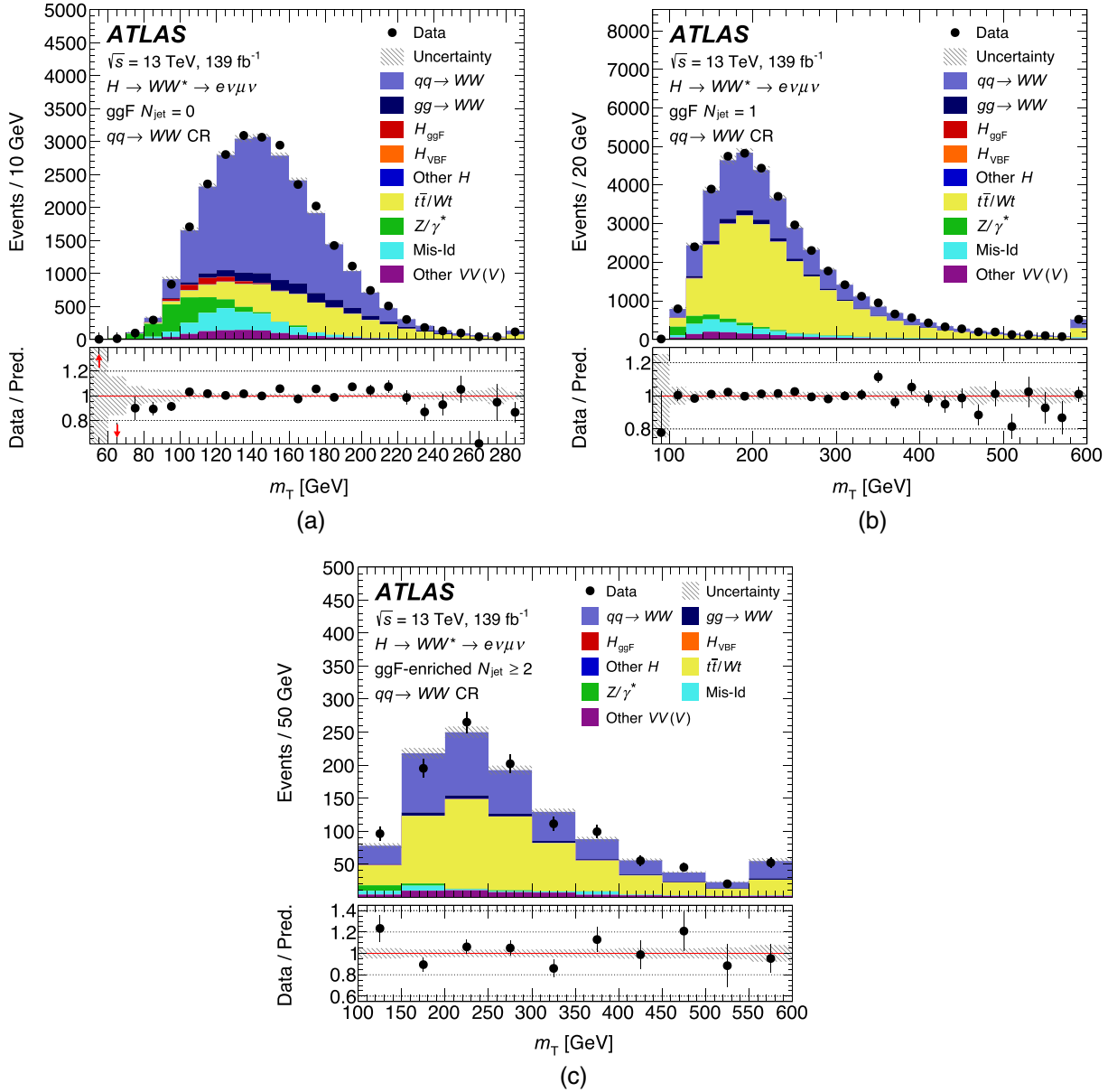


FIG. 8. Postfit m_T distributions in the (a) $N_{\text{jet}} = 0$, (b) $N_{\text{jet}} = 1$, and (c) ggF-enriched $N_{\text{jet}} \geq 2$ WW CRs with signal (normalized to postfit measurement) and background modeled contributions. The red arrow in the lower panel of (a) indicates that the central value of the data lies above the window. The last bin of each distribution is inclusive (includes the overflow). The hatched band shows the total uncertainty, assuming SM Higgs boson production. Some contributions are too small to be visible.

defined separately for each analysis category. The uncertainties in the relative contributions of $t\bar{t}$ and Wt are accounted for by considering their relevant uncertainties separately, while their ratios are similar between respective CRs and SRs. The CRs are orthogonal to the SRs, normally by inverting the b -jet veto. The exception is in the ggF-enriched $N_{\text{jet}} \geq 2$ category, where the top-quark CR is defined with a b -jet veto and orthogonality to the SR and WW CR is achieved by requiring $m_{\ell\ell} > 80$ GeV and $m_{T2} < 165$ GeV, respectively. This is possible due to the

$N_{\text{jet}} \geq 2$ categories having high top-quark event purity even with a b -jet veto, and this definition reduces the uncertainties from the b -jet selection in this category. For the $N_{\text{jet}} = 0$ category, the top-quark CR requires the presence of a reconstructed jet with $20 < p_T < 30$ GeV which is identified as coming from a b -quark.

The top-quark CRs have prefit top-quark process purities of 89% ($N_{\text{jet}} = 0$), 98% ($N_{\text{jet}} = 1$), 71% (ggF-enriched $N_{\text{jet}} \geq 2$), and 97% (VBF-enriched $N_{\text{jet}} \geq 2$). The postfit background normalization factors are summarized in

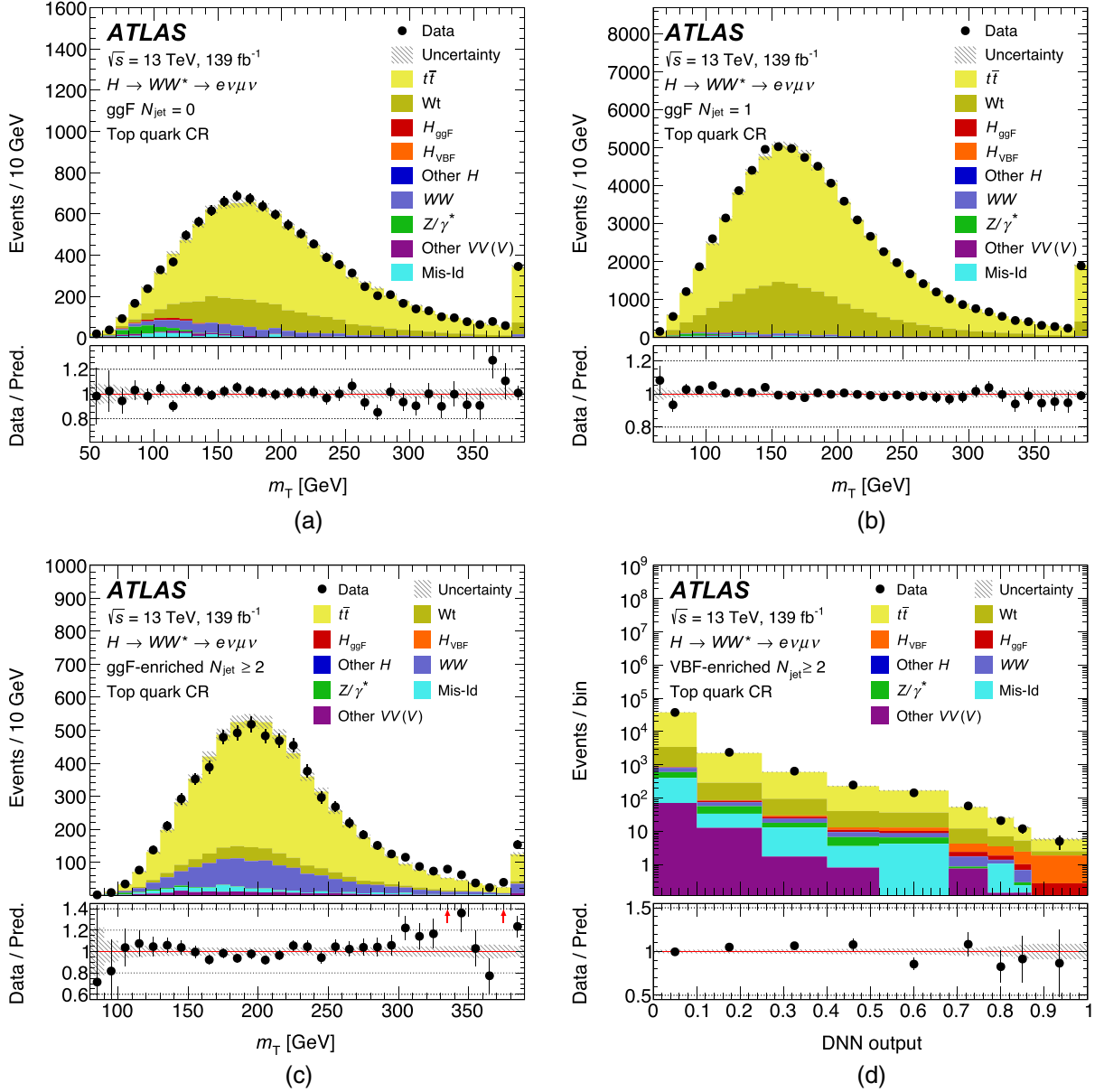


FIG. 9. Postfit m_T distributions in the (a) $N_{\text{jet}} = 0$, (b) $N_{\text{jet}} = 1$, and (c) ggF-enriched $N_{\text{jet}} \geq 2$ top-quark CRs, as well as (d) the postfit DNN output distribution in the VBF-enriched $N_{\text{jet}} \geq 2$ top-quark CR, with signal (normalized to postfit measurement) and background modeled contributions. The first two bins of the DNN output distribution used in the final fit, $[0-0.25, 0.25-0.52]$, are split here into four bins, $[0-0.1, 0.1-0.25, 0.25-0.4, 0.4-0.52]$, to illustrate the shape of the steeply falling background. The red arrows in the lower panel of (c) indicate that the central value of the data lies above the window. The last bin of each m_T distribution is inclusive (includes the overflow). The hatched band shows the total uncertainty, assuming SM Higgs boson production. Some contributions are too small to be visible.

Table IV. Figure 9 presents the postfit m_T distributions in the $N_{\text{jet}} = 0$, $N_{\text{jet}} = 1$, and ggF-enriched $N_{\text{jet}} \geq 2$ CRs, as well as the postfit DNN output distribution in the VBF-enriched $N_{\text{jet}} \geq 2$ CR.

C. $Z \rightarrow \tau\tau$ background

The $Z \rightarrow \tau\tau$ background is normalized in dedicated CRs, defined separately for each analysis category. For the

$N_{\text{jet}} = 0$ category, the reconstructed leptons are required to have a large opening angle, $\Delta\phi_{\ell\ell} > 2.8$. For the $N_{\text{jet}} = 1$ and $N_{\text{jet}} \geq 2$ categories, the main selection that separates the $Z \rightarrow \tau\tau$ CR from the SR is that the $Z \rightarrow \tau\tau$ CR includes the region in $m_{\tau\tau}$ around the nominal Z boson mass. For all $Z \rightarrow \tau\tau$ CRs, a b -jet veto is maintained. These CRs have prefit $Z \rightarrow \tau\tau$ process purities of 94% ($N_{\text{jet}} = 0$), 76% ($N_{\text{jet}} = 1$), 76% (ggF-enriched $N_{\text{jet}} \geq 2$), and 77%

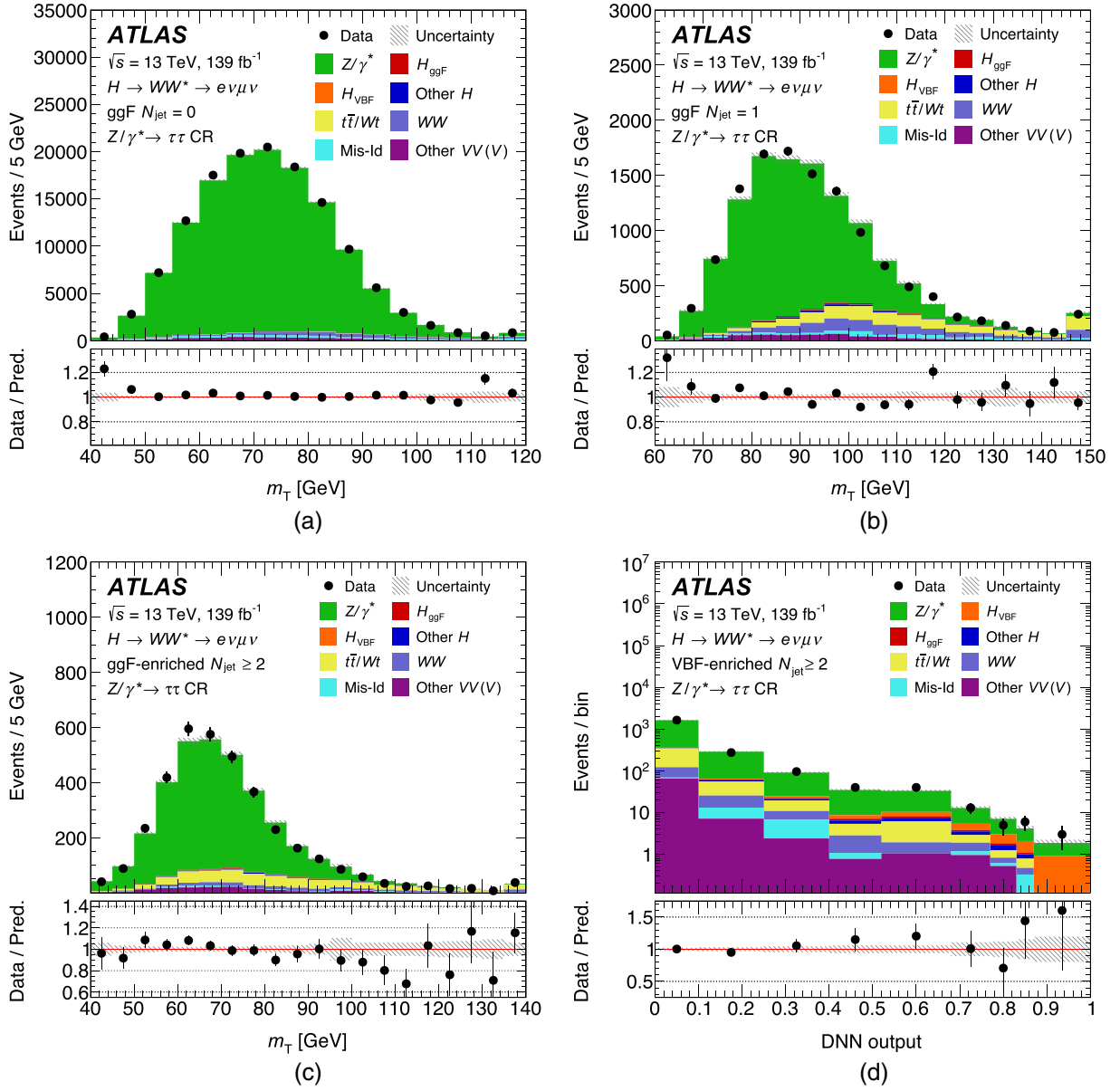


FIG. 10. Postfit m_T distributions in the (a) $N_{\text{jet}} = 0$, (b) $N_{\text{jet}} = 1$, and (c) ggF-enriched $N_{\text{jet}} \geq 2$ $Z \rightarrow \tau\tau$ CRs, as well as (d) the postfit DNN output distribution in the VBF-enriched $N_{\text{jet}} \geq 2$ $Z \rightarrow \tau\tau$ CR, with signal (normalized to postfit measurement) and background modeled contributions. The first two bins of the DNN output distribution used in the final fit, $[0-0.25, 0.25-0.52]$, are split here into four bins, $[0-0.1, 0.1-0.25, 0.25-0.4, 0.4-0.52]$, to illustrate the shape of the steeply falling background. The last bin of each m_T distribution is inclusive (includes the overflow). The hatched band shows the total uncertainty, assuming SM Higgs boson production. Some contributions are too small to be visible.

(VBF-enriched $N_{\text{jet}} \geq 2$). The postfit background normalization factors are summarized in Table IV. Figure 10 presents the postfit m_T distributions in the $N_{\text{jet}} = 0$, $N_{\text{jet}} = 1$, and ggF-enriched $N_{\text{jet}} \geq 2$ CRs as well as the postfit DNN output distribution in the VBF-enriched $N_{\text{jet}} \geq 2$ CR.

D. Backgrounds with misidentified leptons

The backgrounds originating from either one or two misidentified (Mis-Id) leptons are primarily due to $W + \text{jets}$

and multijet processes, respectively. They are estimated using a data-driven technique⁸ where control samples are established in which all nominal selections are applied with the exception that one of the two lepton candidates fails to meet all of the identification criteria defined in Sec. IV but satisfies a looser set of identification criteria (referred to as

⁸The method to estimate the Mis-ID backgrounds is based on previous ggF + VBF $H \rightarrow WW^*$ analyses by ATLAS [121,122].

an anti-identified lepton). The expected Mis-Id background yields in the signal and control regions are extrapolated from the observed number of events in the corresponding samples with anti-identified leptons, after subtracting the expected contribution from processes with two prompt leptons. The method appropriately accounts for all processes with misidentified leptons, as long as they are represented in the sample with one anti-identified lepton and the extrapolation factor is similar to the nominal value. The small contribution from multijet processes with two misidentified leptons is accounted for in the extrapolation by applying a correction term evaluated in a sample where both lepton candidates are anti-identified. The correction is largest in the VBF-enriched $N_{\text{jet}} \geq 2$ category, for which a direct $p_{\text{T}}^{\text{miss}}$ selection is not applied. In this case, the multijet processes constitute approximately 25% of the total misidentified lepton yield in the SR.

The extrapolation factor that is used to extrapolate the expected Mis-Id background yields in the control samples to the SRs is determined in a sample of $Z + \text{jets}$ -enriched events, where a three-lepton selection is applied to target events with a leptonically decaying Z boson plus a misidentified lepton candidate recoiling against the Z boson. It is defined as the ratio of the number of events in which the misidentified lepton candidate is identified to the number of events in which it is anti-identified and is measured in bins of lepton p_{T} (and $|\eta|$) in the case of electrons (muons). A correction factor is used to account for the fact that the sources of misidentified leptons, such as hadrons, nonprompt leptons from heavy-flavor decays, and photons, contribute in different ratios to the $Z + \text{jets}$ -enriched sample in which the extrapolation factor is derived and the largest source of Mis-Id background in the SR ($W + \text{jets}$ events). This sample composition correction factor is determined from the ratio of extrapolation factors measured in $W + \text{jets}$ and $Z + \text{jets}$ MC simulation.

E. Control regions for the STXS measurements

For the cross-section measurements in the STXS framework, the CRs defined above for the WW , top-quark, and $Z \rightarrow \tau\tau$ processes are further split into smaller CRs corresponding to the various STXS SRs. For the $N_{\text{jet}} = 0$ CRs, no further splitting is needed, and identical CRs are used. For the $N_{\text{jet}} = 1$ category, the CRs for the WW , top-quark, and $Z \rightarrow \tau\tau$ processes are each divided into four regions defined by $p_{\text{T}}^H < 60$ GeV, $60 \leq p_{\text{T}}^H < 120$ GeV, $120 \leq p_{\text{T}}^H < 200$ GeV, and $p_{\text{T}}^H \geq 200$ GeV. The CRs for the WW , top-quark, and $Z \rightarrow \tau\tau$ processes in the ggF-enriched $N_{\text{jet}} \geq 2$ category are further divided into regions with $p_{\text{T}}^H < 200$ GeV and $p_{\text{T}}^H \geq 200$ GeV. The $p_{\text{T}}^H \geq 200$ GeV STXS category targeting the ggF production mode is common to all jet multiplicities. For the VBF-enriched $N_{\text{jet}} \geq 2$ category, the top-quark and $Z \rightarrow \tau\tau$ CRs are split into three regions each. Two regions are defined

for $p_{\text{T}}^H < 200$ GeV by $350 \leq m_{jj} < 700$ GeV and $m_{jj} \geq 700$ GeV, while one region is defined for $p_{\text{T}}^H \geq 200$ GeV.

VII. SYSTEMATIC UNCERTAINTIES

Uncertainties from both experimental and theoretical sources affect the results of the analysis. This section describes the estimation of their effects on the signal and background normalizations as well as, where applicable, their effects on the shape of the final discriminant. The relative impacts that various sources of systematic uncertainties have on the measured ggF and VBF cross sections are obtained from the likelihood fit described in Sec. VIII and are listed in Table VI.

A. Experimental uncertainties

The uncertainties related to the reconstruction of the objects used in the analysis are determined using data-driven methods on high-statistics samples of processes such as $Z \rightarrow \ell\ell$. Uncertainties associated with the selected leptons originate from the reconstruction and identification efficiency, the energy (or momentum) scale and resolution, and the isolation efficiency [104,106]. For jets, uncertainties arise from the jet energy scale and resolution [110], the jet-vertex tagger's performance, and the b -jet identification [113]. Furthermore, uncertainties due to the trigger selection [18,19] and the soft term in the reconstruction of $E_{\text{T}}^{\text{miss}}$ [114] are estimated. The uncertainty in the modeling of pileup for simulated samples is estimated by varying the reweighting to the profile in data within its uncertainties. The uncertainty in the combined 2015–2018 integrated luminosity is 1.7% [21], obtained using the LUCID-2 detector [123] for the primary luminosity measurements. The integrated luminosity uncertainty is only applied to the Higgs boson signal and to background processes that are normalized to theoretical predictions.

Three sources of uncertainty related to the extrapolation factor used in the data-driven Mis-Id background estimate are considered: the statistical uncertainty of the extrapolation factor itself, an uncertainty related to the subtraction of processes with two prompt leptons from the $Z + \text{jets}$ -enriched sample used to derive the extrapolation factor, and an uncertainty in the sample composition correction factor. Together, they amount to a total uncertainty on the electron (muon) extrapolation factor ranging from 10% (12%) at low p_{T} to 35% (75%) at high p_{T} where there are a small number of Mis-Id leptons.

The largest experimental uncertainties affecting the ggF measurement come from the b -jet identification, the pileup modeling, the jet energy resolution, and the Mis-Id background estimate. For the VBF measurement, the largest experimental uncertainty comes from the $E_{\text{T}}^{\text{miss}}$ reconstruction.

B. Theoretical uncertainties

Uncertainties from the renormalization and factorization scale choices, underlying-event modeling, and choice of PDF are estimated for all processes. For signal, top, and Z/γ^* processes, the uncertainties from the parton shower and the matrix-element matching are estimated by comparing predictions from the nominal and alternative generators that are described in Sec. III B. For the prediction of $qqWW$ and of WZ , ZZ , and $V\gamma^*$ production (VV), variations of the matching scale and nonperturbative effects are considered instead of an alternative program for estimating the matrix-element matching uncertainties. The uncertainty from the resummation scale is estimated for the Sherpa samples.

For signal processes, the approach described in Refs. [11,124] is used to estimate the variations due to the impact of higher-order contributions not included in the calculations and of migration effects on the N_{jet} ggF cross sections. In particular, the uncertainties from the choice of factorization and renormalization scales, the choice of resummation scales, and the ggF migrations between the 0-jet and 1-jet phase-space bins or between the 1-jet and ≥ 2 -jet bins are considered [11,125–128].

The $ggWW$ process is simulated at LO precision for up to one additional parton emission. Therefore, a conservative $-50\%/+100\%$ normalization uncertainty is assigned to this process for the $N_{\text{jet}} \geq 2$ categories and to the STXS measurement in the region with $p_T^H \geq 200$ GeV targeting the ggF production mode. A similar $-50\%/+100\%$ normalization uncertainty is also assigned to the $V\gamma$ sample, due to a mismodeling of the $\gamma \rightarrow e$ misidentification rate which primarily affects events with $m_T \lesssim 80$ GeV and can be seen in Fig. 11(a). The EW WW process, which contributes most significantly in the highest VBF DNN bin, is assigned an additional normalization uncertainty of 15% due to NLO EW corrections, as calculated using the leading-log approximation [129,130]. For Wt , an additional uncertainty estimated by comparing samples with different diagram removal schemes [84] is applied. A normalization uncertainty of 12%, as estimated in the sample with a three-lepton selection described in Sec. VID, is also applied to the non- WW and VVV backgrounds. For backgrounds which are normalized to CR yields, uncertainties are estimated for the CR-to-SR extrapolation factors. Only uncertainties that change the ratios of SR yields to CR yields affect the extrapolation. The uncertainties in the extrapolation factors are treated as uncorrelated between different jet multiplicities and between the CRs for the STXS measurement.

The uncertainties in the STXS measurements are estimated for each SR separately, where the 11 STXS bins are treated as different processes, and cover the migration of events between STXS SRs. Merged SRs are used to determine the uncertainties when only a small

number of events are available in the simulated samples in a particular SR.

The largest theoretical uncertainties affecting the ggF signal come from the measurement of exclusive jet multiplicities and from the parton shower. For the VBF signal, the comparisons of different event generators for the matrix-element matching and for the parton shower result in the largest uncertainties in the measurement. For background processes, the theoretical uncertainties in the WW and top-quark backgrounds result in the largest contributions to the overall uncertainty.

VIII. FIT PROCEDURE

Results are obtained from a profile likelihood fit [131] to data in the signal and control regions. Uncertainties enter the fit as nuisance parameters in the likelihood function. Theoretical uncertainties affecting the signal and the experimental uncertainties affecting both signal and background are in general correlated between signal and control regions in all analysis categories. Theoretical uncertainties in the backgrounds and the background normalization factors are uncorrelated between different analysis categories.

The m_T distribution is used as the final fit discriminant in each of four regions defined by $m_{\ell\ell}$ and subleading lepton p_T in both the $N_{\text{jet}} = 0$ and $N_{\text{jet}} = 1$ categories, as described in Secs. VA and VB. The same binning of the m_T distribution is used in all regions: [0–90, 90–100, 100–110, 110–120, 120–130, 130– ∞]. The SR in the ggF-enriched $N_{\text{jet}} \geq 2$ category is split into two bins of $m_{\ell\ell}$, but there is no split in subleading lepton p_T . In both regions, the m_T distribution is divided into six bins with the same boundaries as for the $N_{\text{jet}} = 0$ and $N_{\text{jet}} = 1$ categories. For the VBF-enriched $N_{\text{jet}} \geq 2$ category, the DNN output is used as the discriminating fit variable. The distribution is divided into seven bins with the boundaries defined in Sec. VC.

For the STXS measurements, two modifications are made: the four STXS regions in the $N_{\text{jet}} = 1$ category are no longer split into bins defined by $m_{\ell\ell}$ and subleading lepton p_T , while the STXS measurements targeting the VBF production mode define four bins for the DNN output with boundaries [0–0.5, 0.5–0.7, 0.7–0.84, 0.84–1.00].

The cross sections for the ggF and VBF production modes are determined in a simultaneous fit to all nominal SRs and CRs in the $N_{\text{jet}} = 0$, $N_{\text{jet}} = 1$, and $N_{\text{jet}} \geq 2$ categories. The ggF and VBF cross sections are the two unconstrained POIs in this fit. A second fit is performed using these same regions, but measuring a single POI for the combined ggF and VBF yield. In both fits, the other Higgs boson production modes are fixed to their expected yields. A third fit is made to all the STXS regions, where the 11 cross sections measured are POIs. No nuisance parameters are significantly pulled or constrained in any of the fits.

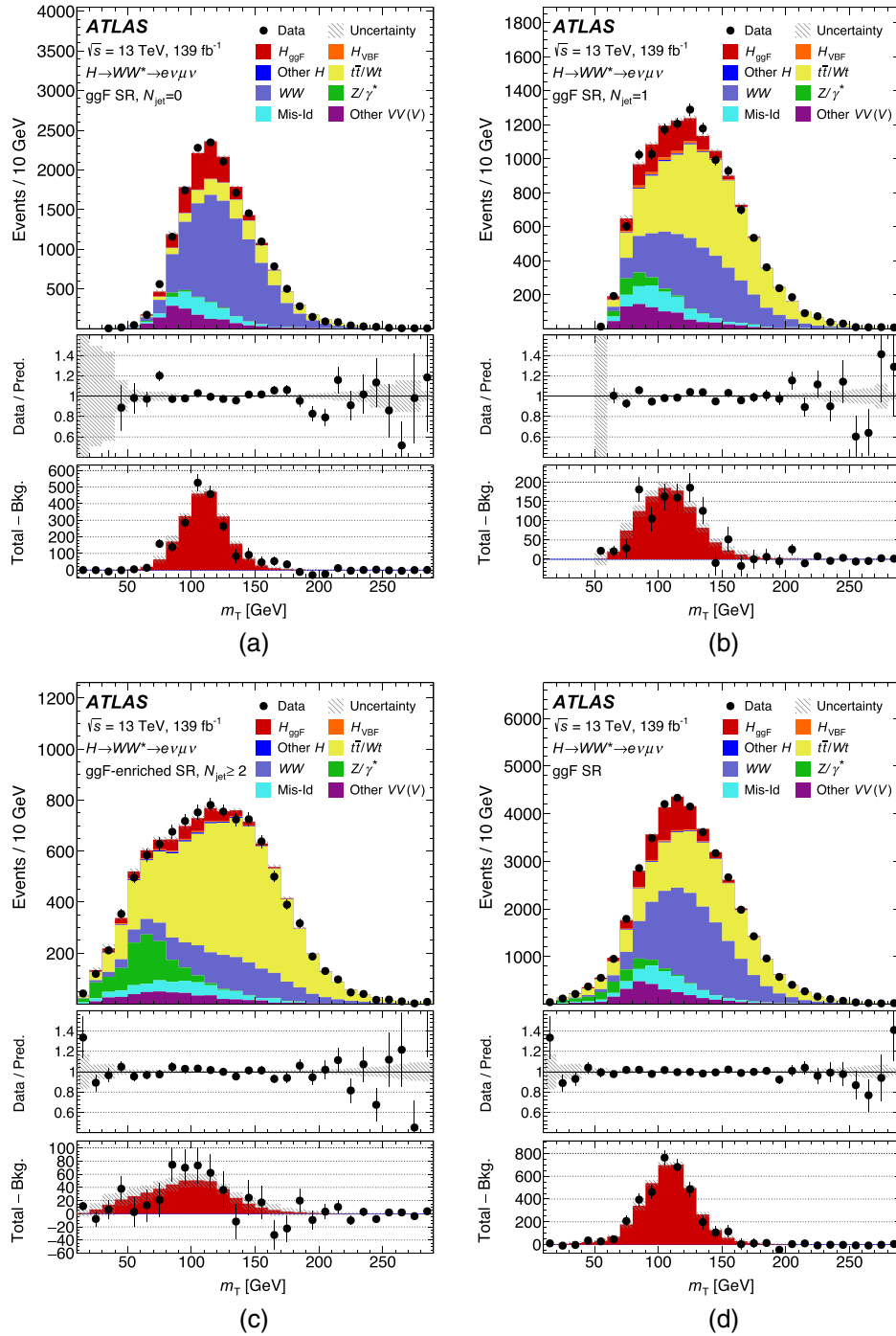


FIG. 11. Postfit m_T distributions with the signal and the background modeled contributions in the (a) $N_{\text{jet}} = 0$, (b) $N_{\text{jet}} = 1$, (c) ggF-enriched $N_{\text{jet}} \geq 2$, and (d) combined ggF signal regions. Underflow and overflow events are not included. The hatched band shows the total uncertainty, assuming SM Higgs boson production. The middle panel shows the ratio of the data to the sum of the fitted signal and background. The bottom panel displays the difference between the data and the estimated background compared to the simulated signal distribution, where the hatched band indicates the combined statistical and systematic uncertainty for the fitted signal and background.

TABLE V. Postfit MC and data yields in the ggF and VBF SRs. Yields in the bin with the highest VBF DNN output are also presented. The quoted uncertainties correspond to the statistical uncertainties, together with the experimental and theory modeling systematic uncertainties. The sum of all the contributions may differ from the total value due to rounding. Moreover, the uncertainty in the total yield differs from the sum in quadrature of the single-process uncertainties due to the effect of anticorrelations between the sources of their systematic uncertainties, which are larger than their MC statistical uncertainties.

Process	$N_{\text{jet}} = 0$ ggF	$N_{\text{jet}} = 1$ ggF	$N_{\text{jet}} \geq 2$ ggF	$N_{\text{jet}} \geq 2$ VBF	
				Inclusive	DNN: [0.87, 1.0]
H_{ggF}	2100 ± 220	1100 ± 130	440 ± 90	209 ± 40	2.6 ± 0.9
H_{VBF}	23 ± 9	103 ± 30	46 ± 12	180 ± 40	28.8 ± 5.5
Other Higgs	40 ± 20	55 ± 28	55 ± 27	29 ± 15	0.04 ± 0.02
WW	9700 ± 350	3500 ± 410	1500 ± 470	2100 ± 340	4.6 ± 1.2
$t\bar{t}/Wt$	2200 ± 210	5300 ± 340	6100 ± 500	7600 ± 370	2.6 ± 0.8
Z/γ^*	140 ± 50	280 ± 40	930 ± 70	1300 ± 300	0.6 ± 0.1
Other VV	1400 ± 130	840 ± 100	470 ± 90	380 ± 80	0.6 ± 0.1
Mis-Id	1200 ± 130	720 ± 90	470 ± 50	330 ± 40	1.7 ± 0.2
Total	16770 ± 130	11940 ± 110	10030 ± 100	12200 ± 180	42.0 ± 5.1
Observed	16726	11917	9982	12189	38

IX. SIGNAL REGION YIELDS AND RESULTS

Table V shows the postfit SR yields for all of the four analysis categories defined in Sec. V. The uncertainty in the total expected yield reflects incomplete knowledge of the observed yield in each analysis category and is not indicative of the precision of the analysis. Furthermore, the relative error in the yields of the background processes for which dedicated CRs are defined is in many cases less than the relative error in the corresponding normalization factor displayed in Table IV due to effects of anticorrelation with some nuisance parameters modeling theory uncertainties.

The m_T distributions for the separate $N_{\text{jet}} = 0$, $N_{\text{jet}} = 1$, and ggF-enriched $N_{\text{jet}} \geq 2$ SRs, as well as the combination of ggF SRs, are shown in Fig. 11. The bottom panels of Fig. 11 display the difference between the data and the total estimated background compared to the m_T distribution of a SM Higgs boson with $m_H = 125.09$ GeV. The total signal observed in all categories (see Table V) is about 4000 events and agrees, in both shape and rate, with the expected SM signal. The observed (expected) signal yield in the ggF-enriched $N_{\text{jet}} \geq 2$ category, with the VBF contribution fixed to the Standard Model prediction, reaches a significance of 2.2σ (1.6σ) above the background expectation.

The VBF DNN output distribution in the final signal region is presented in Fig. 12. The observed (expected) VBF signal reaches a significance of 5.8σ (6.2σ) above the background expectation.

Figure 13 shows the best-fit values and uncertainties of the $H \rightarrow WW^*$ cross section for the ggF and VBF processes and their combination, normalized to the corresponding SM prediction. The cross sections times branching ratio for the ggF and VBF production modes for a Higgs boson with mass $m_H = 125.09$ GeV in the $H \rightarrow WW^*$ decay channel, $\sigma_{\text{ggF}} \cdot \mathcal{B}_{H \rightarrow WW^*}$ and $\sigma_{\text{VBF}} \cdot \mathcal{B}_{H \rightarrow WW^*}$, are simultaneously measured to be

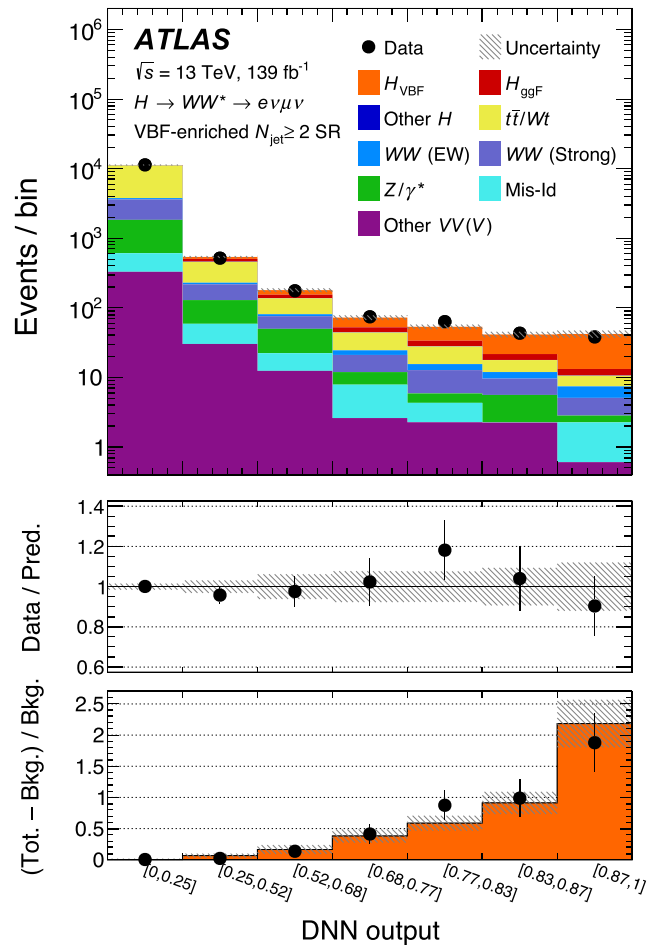


FIG. 12. Postfit distribution of the DNN output in the VBF signal region. The hatched band shows the total uncertainty, assuming SM Higgs boson production. The middle panel shows the ratio of the data to the sum of the fitted signal and background. The bottom panel displays the signal-to-background ratio, where the hatched band indicates the combined statistical and systematic uncertainty for the fitted signal and background.

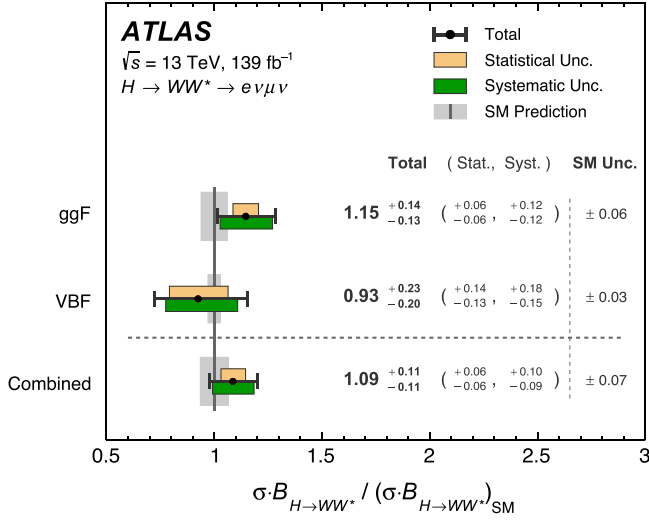


FIG. 13. Best-fit values and uncertainties of the $H \rightarrow WW^*$ cross section for the ggF and VBF processes and their combination, normalized to the corresponding SM prediction. The black error bars, green boxes, and tan boxes show the total, systematic, and statistical uncertainties in the measurements, respectively. The gray bands represent the theory uncertainty of the corresponding Higgs production mode.

$$\begin{aligned} \sigma_{\text{ggF}} \cdot \mathcal{B}_{H \rightarrow WW^*} &= 12.0 \pm 1.4 \text{ pb} \\ &= 12.0 \pm 0.6(\text{stat})^{+0.9}_{-0.8}(\text{exp syst})^{+0.6}_{-0.5} \\ &\quad \times (\text{sig theo}) \pm 0.8(\text{bkg theo}) \text{ pb} \end{aligned}$$

$$\begin{aligned} \sigma_{\text{VBF}} \cdot \mathcal{B}_{H \rightarrow WW^*} &= 0.75^{+0.19}_{-0.16} \text{ pb} \\ &= 0.75 \pm 0.11(\text{stat})^{+0.07}_{-0.06}(\text{exp syst})^{+0.12}_{-0.08} \\ &\quad \times (\text{sig theo})^{+0.07}_{-0.06}(\text{bkg theo}) \text{ pb,} \end{aligned}$$

compared to the SM predicted values of 10.4 ± 0.5 and 0.81 ± 0.02 pb for ggF and VBF [11],⁹ respectively. The combined cross section times branching ratio, $\sigma_{\text{ggF+VBF}} \cdot \mathcal{B}_{H \rightarrow WW^*}$, obtained from fitting a single POI, is measured to be

$$\begin{aligned} \sigma_{\text{ggF+VBF}} \cdot \mathcal{B}_{H \rightarrow WW^*} &= 12.3 \pm 1.3 \text{ pb} \\ &= 12.3 \pm 0.6(\text{stat})^{+0.8}_{-0.7}(\text{exp syst}) \\ &\quad \pm 0.6(\text{sig theo}) \pm 0.7(\text{bkg theo}) \text{ pb,} \end{aligned}$$

compared to the SM predicted value of 11.3 ± 0.5 pb.

Table VI shows the relative impact of the main uncertainties on the measured values for $\sigma_{\text{ggF+VBF}} \cdot \mathcal{B}_{H \rightarrow WW^*}$, $\sigma_{\text{ggF}} \cdot \mathcal{B}_{H \rightarrow WW^*}$, and $\sigma_{\text{VBF}} \cdot \mathcal{B}_{H \rightarrow WW^*}$. The measurements are dominated by systematic uncertainties. For the ggF measurement, uncertainties from experimental and theoretical

⁹The uncertainties in the predicted cross sections include the uncertainty in the Higgs boson mass.

TABLE VI. Breakdown of the main contributions to the total uncertainty in $\sigma_{\text{ggF+VBF}} \cdot \mathcal{B}_{H \rightarrow WW^*}$, $\sigma_{\text{ggF}} \cdot \mathcal{B}_{H \rightarrow WW^*}$, and $\sigma_{\text{VBF}} \cdot \mathcal{B}_{H \rightarrow WW^*}$, relative to the measured value. The individual sources of systematic uncertainties are grouped together. The sum in quadrature of the individual components differs from the total uncertainty due to correlations between the components.

Source	$\frac{\Delta\sigma_{\text{ggF+VBF}} \cdot \mathcal{B}_{H \rightarrow WW^*}}{\sigma_{\text{ggF+VBF}} \cdot \mathcal{B}_{H \rightarrow WW^*}}$ [%]	$\frac{\Delta\sigma_{\text{ggF}} \cdot \mathcal{B}_{H \rightarrow WW^*}}{\sigma_{\text{ggF}} \cdot \mathcal{B}_{H \rightarrow WW^*}}$ [%]	$\frac{\Delta\sigma_{\text{VBF}} \cdot \mathcal{B}_{H \rightarrow WW^*}}{\sigma_{\text{VBF}} \cdot \mathcal{B}_{H \rightarrow WW^*}}$ [%]
Data statistical uncertainties	4.6	5.1	15
Total systematic uncertainties	9.5	11	18
MC statistical uncertainties	3.0	3.8	4.9
Experimental uncertainties	5.2	6.3	6.7
Flavor tagging	2.3	2.7	1.0
Jet energy scale	0.9	1.1	3.7
Jet energy resolution	2.0	2.4	2.1
E_T^{miss}	0.7	2.2	4.9
Muons	1.8	2.1	0.8
Electrons	1.3	1.6	0.4
Mis-Id extrapolation factors	2.1	2.4	0.8
Pileup	2.4	2.5	1.3
Luminosity	2.1	2.0	2.2
Theoretical uncertainties	6.8	7.8	16
ggF	3.8	4.3	4.6
VBF	3.2	0.7	12
WW	3.5	4.2	5.5
Top	2.9	3.8	6.4
$Z\tau\tau$	1.8	2.3	1.0
Other VV	2.3	2.9	1.5
Other Higgs	0.9	0.4	0.4
Background normalizations	3.6	4.5	4.9
WW	2.2	2.8	0.6
Top	1.9	2.3	3.4
$Z\tau\tau$	2.7	3.1	3.4
Total	10	12	23

sources are comparable. For the VBF measurement, signal theory uncertainties make up the largest contribution, and the dominant ones are those related to the modeling of potential jets in addition to the tagging jets.

The 68% and 95% confidence level two-dimensional contours of $\sigma_{\text{ggF}} \cdot \mathcal{B}_{H \rightarrow WW^*}$ and $\sigma_{\text{VBF}} \cdot \mathcal{B}_{H \rightarrow WW^*}$ are shown in Fig. 14 and are consistent with the SM predictions.

Figure 15 shows a summary of the $H \rightarrow WW^*$ cross sections measured in each of the 11 STXS bins, normalized to the corresponding SM prediction. The correlation matrix for the measured cross sections is shown in Fig. 16. The largest correlations between the measured cross sections are around 30% and are primarily caused by the migration

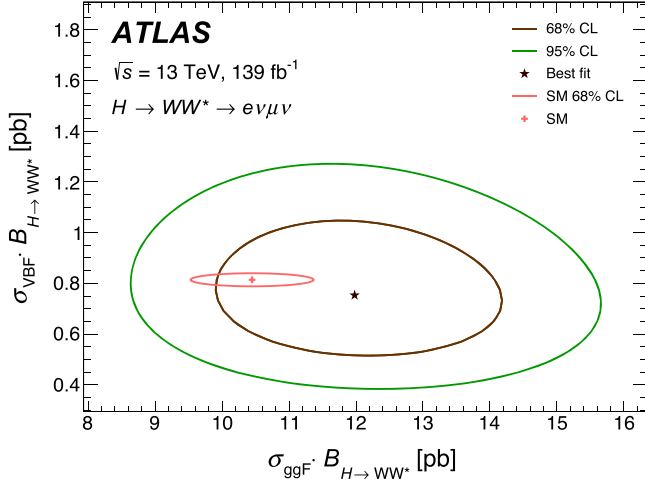


FIG. 14. 68% and 95% confidence level (CL) two-dimensional contours of $\sigma_{\text{ggF}} \cdot \mathcal{B}_{H \rightarrow WW^*}$ vs $\sigma_{\text{VBF}} \cdot \mathcal{B}_{H \rightarrow WW^*}$, compared to the SM prediction shown by the red marker. The 68% CL contour for the SM predictions of the ggF and VBF cross sections times branching ratio [11] is indicated by the red ellipse.

of signal events between STXS bins and reconstructed signal regions. The measured cross sections for the five STXS bins targeting EW qqH production are on average lower than the VBF cross section measured in the two-POI fit. Events with high m_{jj} or high p_{T}^H carry a larger statistical weight than events at low m_{jj} in the two-POI fit, and in these STXS bins, the measured value is close to 1.

Table VII provides the central value and uncertainties of each of the measured STXS cross sections, together with the SM predictions. The results are compatible with the Standard Model predictions, with a p -value of 53%.

X. CONCLUSIONS

The $H \rightarrow WW^* \rightarrow e\nu\mu\nu$ decay channel was used to measure Higgs boson production by gluon-gluon fusion and vector-boson fusion. The measurements are based on a dataset of proton-proton collisions with an integrated luminosity of 139 fb^{-1} recorded with the ATLAS detector at the LHC in 2015–2018 at a center-of-mass energy of 13 TeV. The ggF and VBF cross sections times the $H \rightarrow WW^*$ branching ratio are simultaneously measured to be $12.0 \pm 0.6(\text{stat})_{-0.8}^{+0.9}(\text{exp syst})_{-0.5}^{+0.6}(\text{sig theo}) \pm 0.8(\text{bkg theo}) \text{ pb}$ and $0.75 \pm 0.11(\text{stat})_{-0.06}^{+0.07}(\text{exp syst}) \times_{-0.06}^{+0.12}(\text{sig theo})_{-0.06}^{+0.07}(\text{bkg theo}) \text{ pb}$, in agreement with the Standard Model predictions of 10.4 ± 0.6 and $0.81 \pm 0.02 \text{ pb}$, respectively. These measurements are significantly more precise than the previous Higgs boson cross sections times $H \rightarrow WW^*$ branching ratio results from ATLAS because of several improvements to the analysis in addition to the larger dataset, most notably the inclusion of a dedicated signal region for the ggF production mode in conjunction with two or more reconstructed jets. Higgs boson production in the $H \rightarrow WW^*$ decay channel is further characterized through STXS measurements in a total of 11 categories. The STXS results are compatible with the Standard Model predictions, with a p -value of 53%.

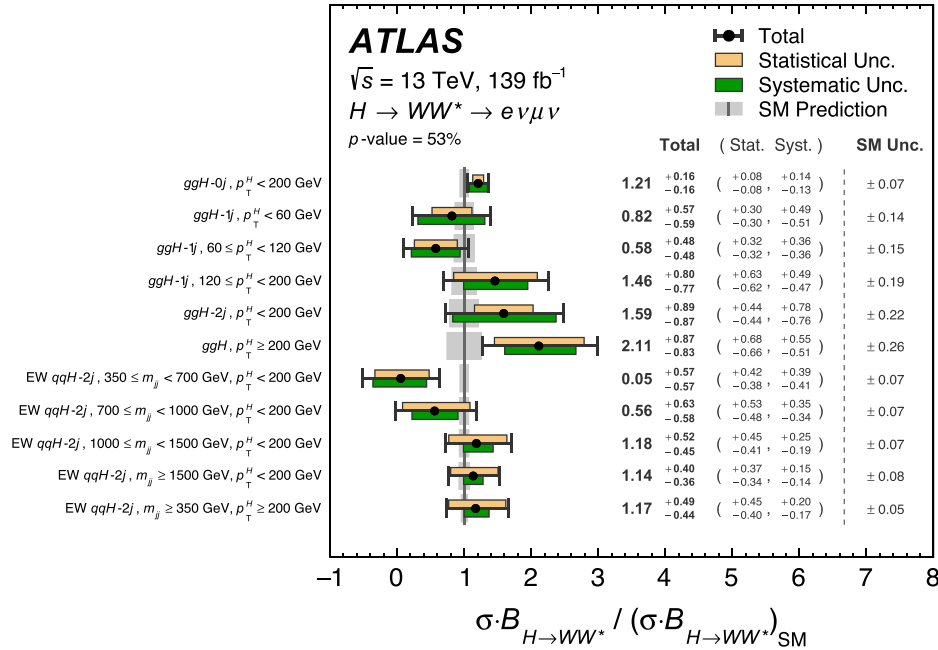
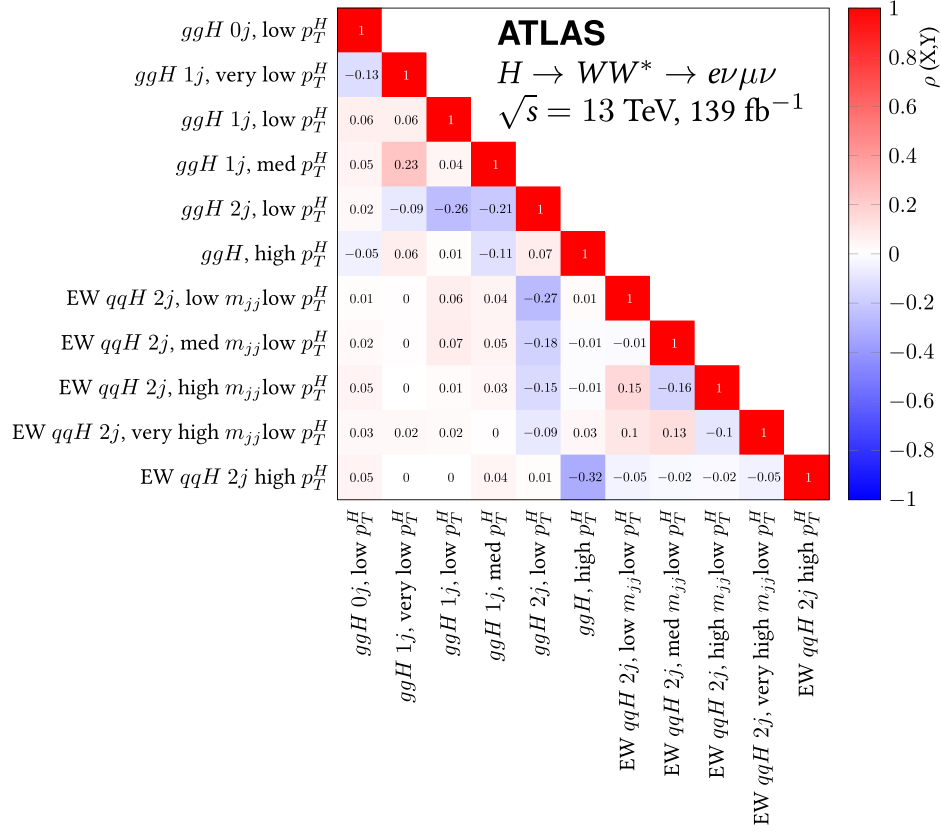


FIG. 15. Best-fit value and uncertainties for the $H \rightarrow WW^*$ cross section measured in each of the STXS bins, normalized to the corresponding SM prediction. The black error bars, green boxes, and tan boxes show the total, systematic, and statistical uncertainties in the measurements, respectively. The gray bands represent the theory uncertainty of the signal yield in the corresponding STXS bin.

FIG. 16. Correlations between the cross-section measurements in the 11 STXS bins for the $H \rightarrow WW^* \rightarrow e\nu\mu\nu$ analysis.TABLE VII. Best-fit values and uncertainties for the production cross section times $H \rightarrow WW^*$ branching ratio ($\sigma_i \cdot \mathcal{B}_{H \rightarrow WW^*}$) in each STXS bin.

STXS bin ($\sigma_i \cdot \mathcal{B}_{H \rightarrow WW^*}$)	Value (fb)	Uncertainty (fb)					SM prediction (fb)
		Total	Statistical	Experimental systematics	Signal Theory	Background Theory	
$ggH-0j$, low p_T^H $p_T^H < 200 \text{ GeV}$	7100	+950 -910	+480 -470	+570 -530	+320 -260	+490 -480	5870 ± 390
$ggH-1j$, very low p_T^H $p_T^H < 60 \text{ GeV}$	1140	+800 -820	+420 -410	+380 -380	+80 -70	+570 -600	1400 ± 190
$ggH-1j$, low p_T^H $60 \leq p_T^H < 120 \text{ GeV}$	540	+470 -470	+310 -310	+230 -230	+42 -47	+270 -280	970 ± 150
$ggH-1j$, medium p_T^H $120 \leq p_T^H < 200 \text{ GeV}$	230	+130 -120	+100 -100	+60 -60	+10 -10	+50 -50	160 ± 30
$ggH-2j$, low p_T^H $p_T^H < 200 \text{ GeV}$	1610	+900 -890	+440 -440	+430 -420	+300 -150	+640 -650	1010 ± 220
ggH , high p_T^H $p_T^H \geq 200 \text{ GeV}$	260	+100 -100	+80 -80	+40 -40	+40 -20	+40 -40	122 ± 31
EW $qqH-2j$, low m_{jj} -low p_T^H $350 \leq m_{jj} < 700 \text{ GeV}$, $p_T^H < 200 \text{ GeV}$	6	+63 -62	+46 -42	+31 -34	+11 -14	+24 -26	109 ± 7
EW $qqH-2j$, medium m_{jj} -low p_T^H $700 \leq m_{jj} < 1000 \text{ GeV}$, $p_T^H < 200 \text{ GeV}$	31	+35 -33	+30 -27	+15 -14	+8 -7	+11 -10	56 ± 4
EW $qqH-2j$, high m_{jj} -low p_T^H $1000 \leq m_{jj} < 1500 \text{ GeV}$, $p_T^H < 200 \text{ GeV}$	60	+26 -23	+23 -21	+7 -7	+9 -5	+5 -5	51 ± 4
EW $qqH-2j$, very high m_{jj} -low p_T^H $m_{jj} \geq 1500 \text{ GeV}$, $p_T^H < 200 \text{ GeV}$	57	+20 -18	+18 -17	+5 -5	+3 -3	+4 -4	50 ± 4
EW $qqH-2j$, high p_T^H $m_{jj} \geq 350 \text{ GeV}$, $p_T^H \geq 200 \text{ GeV}$	37	+16 -14	+14 -13	+4 -3	+4 -3	+3 -3	32 ± 1

ACKNOWLEDGMENTS

We thank CERN for the very successful operation of the LHC, as well as the support staff from our institutions without whom ATLAS could not be operated efficiently. We acknowledge the support of ANPCyT (Argentina); YerPhi (Armenia); ARC (Australia); BMFWF and FWF (Austria); ANAS (Azerbaijan); CNPq and FAPESP (Brazil); NSERC, NRC, and CFI (Canada); CERN; ANID (Chile); CAS, MOST, and NSFC (China); Minciencias (Colombia); MEYS CR (Czech Republic); DNRf and DNSRC (Denmark); IN2P3-CNRS and CEA-DRF/IRFU (France); SRNSFG (Georgia); BMBF, HGF, and MPG (Germany); GSRI (Greece); RGC and Hong Kong SAR (China); ISF and Benozio Center (Israel); INFN (Italy); MEXT and JSPS (Japan); CNRST (Morocco); NWO (Netherlands); RCN (Norway); MEiN (Poland); FCT (Portugal); MNE/IFA (Romania); MESTD (Serbia); MSSR (Slovakia); ARRS and MIZŠ (Slovenia); DSI/NRF (South Africa); MICINN (Spain); SRC and Wallenberg Foundation (Sweden); SERI, SNSF, and Cantons of Bern and Geneva (Switzerland); MOST (Taiwan); TENMAK (Turkey); STFC (United Kingdom); and DOE and NSF (USA). In addition, individual groups and members have received support from BCKDF,

CANARIE, Compute Canada and CRC (Canada); PRIMUS 21/SCI/017 and UNCE SCI/013 (Czech Republic); COST, ERC, ERDF, Horizon 2020, and Marie Skłodowska-Curie Actions (European Union); Investissements d’Avenir Labex, Investissements d’Avenir Idex, and ANR (France); DFG and AvH Foundation (Germany); Herakleitos, Thales, and Aristeia programmes co-financed by EU-ESF and the Greek NSRF (Greece); BSF-NSF and MINERVA (Israel); Norwegian Financial Mechanism 2014-2021 (Norway); NCN and NAWA (Poland); La Caixa Banking Foundation, CERCA Programme Generalitat de Catalunya and PROMETEO and GenT Programmes Generalitat Valenciana (Spain); Göran Gustafssons Stiftelse (Sweden); The Royal Society and Leverhulme Trust (United Kingdom). The crucial computing support from all WLCG partners is acknowledged gratefully, in particular from CERN, the ATLAS Tier-1 facilities at TRIUMF (Canada), NDGF (Denmark, Norway, and Sweden), CC-IN2P3 (France), KIT/GridKA (Germany), INFN-CNAF (Italy), NL-T1 (Netherlands), PIC (Spain), ASGC (Taiwan), RAL (United Kingdom) and BNL (USA), the Tier-2 facilities worldwide, and large non-WLCG resource providers. Major contributors of computing resources are listed in Ref. [132].

-
- [1] F. Englert and R. Brout, Broken Symmetry and the Mass of Gauge Vector Mesons, *Phys. Rev. Lett.* **13**, 321 (1964).
- [2] P. W. Higgs, Broken symmetries, massless particles and gauge fields, *Phys. Lett.* **12**, 132 (1964).
- [3] P. W. Higgs, Broken Symmetries and the Masses of Gauge Bosons, *Phys. Rev. Lett.* **13**, 508 (1964).
- [4] G. S. Guralnik, C. R. Hagen, and T. W. B. Kibble, Global Conservation Laws and Massless Particles, *Phys. Rev. Lett.* **13**, 585 (1964).
- [5] ATLAS Collaboration, Observation of a new particle in the search for the Standard Model Higgs boson with the ATLAS detector at the LHC, *Phys. Lett. B* **716**, 1 (2012).
- [6] CMS Collaboration, Observation of a new boson at a mass of 125 GeV with the CMS experiment at the LHC, *Phys. Lett. B* **716**, 30 (2012).
- [7] L. Evans and P. Bryant, LHC Machine, *J. Instrum.* **3**, S08001 (2008).
- [8] ATLAS Collaboration, The ATLAS experiment at the CERN large hadron collider, *J. Instrum.* **3**, S08003 (2008).
- [9] CMS Collaboration, Measurement of the inclusive and differential Higgs boson production cross sections in the leptonic WW decay mode at $\sqrt{s} = 13$ TeV, *J. High Energy Phys.* **03** (2021) 003.
- [10] ATLAS Collaboration, Measurements of gluon-gluon fusion and vector-boson fusion Higgs boson production cross-sections in the $H \rightarrow WW^* \rightarrow e\nu\mu\nu$ decay channel in pp collisions at $\sqrt{s} = 13$ TeV with the ATLAS detector, *Phys. Lett. B* **789**, 508 (2019).
- [11] D. de Florian *et al.*, Handbook of LHC Higgs cross sections: 4. Deciphering the nature of the Higgs sector, [arXiv:1610.07922](https://arxiv.org/abs/1610.07922).
- [12] J. R. Andersen *et al.*, Les houches 2015: Physics at TeV colliders standard model working group report, in *9th Les Houches Workshop on Physics at TeV Colliders*, [arXiv:1605.04692](https://arxiv.org/abs/1605.04692).
- [13] M. Dittmar and H. Dreiner, How to find a Higgs boson with a mass between 155 and 180 GeV at the LHC, *Phys. Rev. D* **55**, 167 (1997).
- [14] N. Berger *et al.*, Simplified template cross sections—stage 1.1, [arXiv:1906.02754](https://arxiv.org/abs/1906.02754).
- [15] ATLAS Collaboration, ATLAS insertable B-layer technical design report, Reports No. ATLAS-TDR-19; No. CERN-LHCC-2010-013, 2010, <https://cds.cern.ch/record/1291633>; Addendum: Reports No. ATLAS-TDR-19-ADD-1, No. CERN-LHCC-2012-009, 2012, <https://cds.cern.ch/record/1451888>.
- [16] B. Abbott *et al.*, Production and integration of the ATLAS insertable B-layer, *J. Instrum.* **13**, T05008 (2018).
- [17] ATLAS Collaboration, Performance of the ATLAS trigger system in 2015, *Eur. Phys. J. C* **77**, 317 (2017).
- [18] ATLAS Collaboration, Performance of electron and photon triggers in ATLAS during LHC Run 2, *Eur. Phys. J. C* **80**, 47 (2020).

- [19] ATLAS Collaboration, Performance of the ATLAS muon triggers in Run 2, *J. Instrum.* **15**, P09015 (2020).
- [20] ATLAS Collaboration, ATLAS data quality operations and performance for 2015–2018 data-taking, *J. Instrum.* **15**, P04003 (2020).
- [21] ATLAS Collaboration, Luminosity determination in pp collisions at $\sqrt{s} = 13$ TeV using the ATLAS detector at the LHC, Report No. ATLAS-CONF-2019-021, 2019, <https://cds.cern.ch/record/2677054>.
- [22] ATLAS Collaboration, The ATLAS Collaboration software and firmware, Technical Report No. ATL-SOFT-PUB-2021-001, CERN, 2021, <https://cds.cern.ch/record/2767187>.
- [23] P. Nason, A new method for combining NLO QCD with shower Monte Carlo algorithms, *J. High Energy Phys.* **11** (2004) 040.
- [24] S. Frixione, P. Nason, and C. Oleari, Matching NLO QCD computations with parton shower simulations: The POWHEG method, *J. High Energy Phys.* **11** (2007) 070.
- [25] S. Alioli, P. Nason, C. Oleari, and E. Re, A general framework for implementing NLO calculations in shower Monte Carlo programs: The POWHEG BOX, *J. High Energy Phys.* **06** (2010) 043.
- [26] K. Hamilton, P. Nason, E. Re, and G. Zanderighi, NNLOPS simulation of Higgs boson production, *J. High Energy Phys.* **10** (2013) 222.
- [27] K. Hamilton, P. Nason, and G. Zanderighi, Finite quark-mass effects in the NNLOPS POWHEG + MiNLO Higgs generator, *J. High Energy Phys.* **05** (2015) 140.
- [28] T. Sjöstrand, S. Ask, J. R. Christiansen, R. Corke, N. Desai, P. Ilten, S. Mrenna, S. Prestel, C. O. Rasmussen, and P. Z. Skands, An introduction to PYTHIA 8.2, *Comput. Phys. Commun.* **191**, 159 (2015).
- [29] K. Hamilton, P. Nason, and G. Zanderighi, MINLO: Multi-scale improved NLO, *J. High Energy Phys.* **10** (2012) 155.
- [30] J. M. Campbell, R. Keith Ellis, R. Frederix, P. Nason, C. Oleari, and C. Williams, NLO Higgs boson production plus one and two jets using the POWHEG BOX, MadGraph4 and MCFM, *J. High Energy Phys.* **07** (2012) 092.
- [31] K. Hamilton, P. Nason, C. Oleari, and G. Zanderighi, Merging $H/W/Z + 0$ and 1 jet at NLO with no merging scale: A path to parton shower + NNLO matching, *J. High Energy Phys.* **05** (2013) 082.
- [32] S. Catani and M. Grazzini, Next-to-Next-to-Leading-Order Subtraction Formalism in Hadron Collisions and its Application to Higgs-Boson Production at the Large Hadron Collider, *Phys. Rev. Lett.* **98**, 222002 (2007).
- [33] C. Anastasiou, C. Duhr, F. Dulat, E. Furlan, T. Gehrmann, F. Herzog, A. Lazopoulos, and B. Mistlberger, High precision determination of the gluon fusion Higgs boson cross-section at the LHC, *J. High Energy Phys.* **05** (2016) 058.
- [34] C. Anastasiou, C. Duhr, F. Dulat, F. Herzog, and B. Mistlberger, Higgs Boson Gluon-Fusion Production in QCD at Three Loops, *Phys. Rev. Lett.* **114**, 212001 (2015).
- [35] F. Dulat, A. Lazopoulos, and B. Mistlberger, iHixs 2—Inclusive Higgs cross sections, *Comput. Phys. Commun.* **233**, 243 (2018).
- [36] R. V. Harlander and K. J. Ozeren, Finite top mass effects for hadronic Higgs production at next-to-next-to-leading order, *J. High Energy Phys.* **11** (2009) 088.
- [37] R. V. Harlander and K. J. Ozeren, Top mass effects in Higgs production at next-to-next-to-leading order QCD: Virtual corrections, *Phys. Lett. B* **679**, 467 (2009).
- [38] R. V. Harlander, H. Mantler, S. Marzani, and K. J. Ozeren, Higgs production in gluon fusion at next-to-next-to-leading order QCD for finite top mass, *Eur. Phys. J. C* **66**, 359 (2010).
- [39] A. Pak, M. Rogal, and M. Steinhauser, Finite top quark mass effects in NNLO Higgs boson production at LHC, *J. High Energy Phys.* **02** (2010) 025.
- [40] S. Actis, G. Passarino, C. Sturm, and S. Uccirati, NLO electroweak corrections to Higgs boson production at hadron colliders, *Phys. Lett. B* **670**, 12 (2008).
- [41] S. Actis, G. Passarino, C. Sturm, and S. Uccirati, NNLO computational techniques: The cases $H \rightarrow \gamma\gamma$ and $H \rightarrow gg$, *Nucl. Phys.* **B811**, 182 (2009).
- [42] M. Bonetti, K. Melnikov, and L. Tancredi, Higher order corrections to mixed QCD-EW contributions to Higgs boson production in gluon fusion, *Phys. Rev. D* **97**, 056017 (2018).
- [43] P. Nason and C. Oleari, NLO Higgs boson production via vector-boson fusion matched with shower in POWHEG, *J. High Energy Phys.* **02** (2010) 037.
- [44] M. Ciccolini, A. Denner, and S. Dittmaier, Strong and Electroweak Corrections to the Production of a Higgs Boson +2 Jets via Weak Interactions at the Large Hadron Collider, *Phys. Rev. Lett.* **99**, 161803 (2007).
- [45] M. Ciccolini, A. Denner, and S. Dittmaier, Electroweak and QCD corrections to Higgs production via vector-boson fusion at the LHC, *Phys. Rev. D* **77**, 013002 (2008).
- [46] P. Bolzoni, F. Maltoni, S.-O. Moch, and M. Zaro, Higgs Boson Production via Vector-Boson Fusion at Next-to-Next-to-Leading Order in QCD, *Phys. Rev. Lett.* **105**, 011801 (2010).
- [47] M. Bähr *et al.*, Herwig++ physics and manual, *Eur. Phys. J. C* **58**, 639 (2008).
- [48] J. Bellm *et al.*, Herwig 7.0/Herwig++ 3.0 release note, *Eur. Phys. J. C* **76**, 196 (2016).
- [49] J. Alwall, R. Frederix, S. Frixione, V. Hirschi, F. Maltoni, O. Mattelaer, H.-S. Shao, T. Stelzer, P. Torrielli, and M. Zaro, The automated computation of tree-level and next-to-leading order differential cross sections, and their matching to parton shower simulations, *J. High Energy Phys.* **07** (2014) 079.
- [50] R. D. Ball *et al.*, Parton distributions for the LHC run II, *J. High Energy Phys.* **04** (2015) 040.
- [51] L. A. Harland-Lang, A. D. Martin, P. Motylinski, and R. S. Thorne, Parton distributions in the LHC era: MMHT2014PDFs, *Eur. Phys. J. C* **75**, 204 (2015).
- [52] M. L. Ciccolini, S. Dittmaier, and M. Krämer, Electroweak radiative corrections to associated WH and ZH production at hadron colliders, *Phys. Rev. D* **68**, 073003 (2003).
- [53] O. Brein, A. Djouadi, and R. Harlander, NNLO QCD corrections to the Higgs-strahlung processes at hadron colliders, *Phys. Lett. B* **579**, 149 (2004).

- [54] O. Brein, R. V. Harlander, M. Wiesemann, and T. Zirke, Top-quark mediated effects in hadronic Higgs-Strahlung, *Eur. Phys. J. C* **72**, 1868 (2012).
- [55] A. Denner, S. Dittmaier, S. Kallweit, and A. Mück, HAWK 2.0: A Monte Carlo program for Higgs production in vector-boson fusion and Higgs strahlung at hadron colliders, *Comput. Phys. Commun.* **195**, 161 (2015).
- [56] O. Brein, R. V. Harlander, and T. J. Zirke, vh@nlo—Higgs Strahlung at hadron colliders, *Comput. Phys. Commun.* **184**, 998 (2013).
- [57] J. Butterworth *et al.*, PDF4LHC recommendations for LHC Run II, *J. Phys. G* **43**, 023001 (2016).
- [58] ATLAS Collaboration, Measurement of the Z/γ^* boson transverse momentum distribution in pp collisions at $\sqrt{s} = 7$ TeV with the ATLAS detector, *J. High Energy Phys.* **09** (2014) 145.
- [59] A. Djouadi, J. Kalinowski, and M. Spira, HDECAY: A program for Higgs boson decays in the Standard Model and its supersymmetric extension, *Comput. Phys. Commun.* **108**, 56 (1998).
- [60] M. Spira, QCD effects in Higgs physics, *Fortschr. Phys.* **46**, 203 (1998).
- [61] A. Djouadi, M. M. Muhlleitner, and M. Spira, Decays of supersymmetric particles: The program SUSY-HIT (SUSpect-SdecaY-Hdecay-InTeface), *Acta Phys. Pol. B* **38**, 635 (2007).
- [62] A. Bredenstein, A. Denner, S. Dittmaier, and M. M. Weber, Radiative corrections to the semileptonic and hadronic Higgs-boson decays $H \rightarrow WW/ZZ \rightarrow 4$ fermions, *J. High Energy Phys.* **02** (2007) 080.
- [63] A. Bredenstein, A. Denner, S. Dittmaier, and M. M. Weber, Precise predictions for the Higgs-boson decay $H \rightarrow WW/ZZ \rightarrow 4$ leptons, *Phys. Rev. D* **74**, 013004 (2006).
- [64] A. Bredenstein, A. Denner, S. Dittmaier, and M. M. Weber, Precision calculations for the Higgs decays $H \rightarrow ZZ/WW \rightarrow 4$ leptons, *Nucl. Phys. B, Proc. Suppl.* **160**, 131 (2006).
- [65] ATLAS and CMS Collaborations, Combined Measurement of the Higgs boson Mass in pp Collisions at $\sqrt{s} = 7$ and 8 TeV with the ATLAS and CMS Experiments, *Phys. Rev. Lett.* **114**, 191803 (2015).
- [66] S. Frixione, G. Ridolfi, and P. Nason, A positive-weight next-to-leading-order Monte Carlo for heavy flavour hadroproduction, *J. High Energy Phys.* **09** (2007) 126.
- [67] H. B. Hartanto, B. Jäger, L. Reina, and D. Wackerath, Higgs boson production in association with top quarks in the POWHEG BOX, *Phys. Rev. D* **91**, 094003 (2015).
- [68] ATLAS Collaboration, ATLAS PYTHIA 8 tunes to 7 TeV data, Report No. ATL-PHYS-PUB-2014-021, 2014, <https://cds.cern.ch/record/1966419>.
- [69] E. Bothmann *et al.*, Event generation with Sherpa 2.2, *SciPost Phys.* **7**, 034 (2019).
- [70] S. Höche, F. Krauss, S. Schumann, and F. Siegert, QCD matrix elements and truncated showers, *J. High Energy Phys.* **05** (2009) 053.
- [71] S. Schumann and F. Krauss, A parton shower algorithm based on Catani-Seymour dipole factorisation, *J. High Energy Phys.* **03** (2008) 038.
- [72] S. Höche, S. Schumann, and F. Siegert, Hard photon production and matrix-element parton-shower merging, *Phys. Rev. D* **81**, 034026 (2010).
- [73] T. Gleisberg and S. Höche, COMIX, A new matrix element generator, *J. High Energy Phys.* **12** (2008) 039.
- [74] S. Höche, F. Krauss, M. Schönherr, and F. Siegert, A critical appraisal of NLO + PS matching methods, *J. High Energy Phys.* **09** (2012) 049.
- [75] S. Höche, F. Krauss, M. Schönherr, and F. Siegert, QCD matrix elements + parton showers. The NLO case, *J. High Energy Phys.* **04** (2013) 027.
- [76] S. Catani, F. Krauss, B. R. Webber, and R. Kuhn, QCD matrix elements + parton showers, *J. High Energy Phys.* **11** (2001) 063.
- [77] F. Cascioli, P. Maierhöfer, and S. Pozzorini, Scattering Amplitudes with OpenLoops, *Phys. Rev. Lett.* **108**, 111601 (2012).
- [78] A. Denner, S. Dittmaier, and L. Hofer, COLLIER: A Fortran-based complex one-loop library in extended regularizations, *Comput. Phys. Commun.* **212**, 220 (2017).
- [79] C. Anastasiou, L. Dixon, K. Melnikov, and F. Petriello, High-precision QCD at hadron colliders: Electroweak gauge boson rapidity distributions at next-to-next-to leading order, *Phys. Rev. D* **69**, 094008 (2004).
- [80] R. D. Ball *et al.*, Parton distributions with LHC data, *Nucl. Phys.* **B867**, 244 (2013).
- [81] T. Sjöstrand, S. Mrenna, and P. Skands, A brief introduction to PYTHIA 8.1, *Comput. Phys. Commun.* **178**, 852 (2008).
- [82] ATLAS Collaboration, Studies on top-quark Monte Carlo modelling for Top2016, Report No. ATL-PHYS-PUB-2016-020, 2016, <https://cds.cern.ch/record/2216168>.
- [83] M. Czakon, D. Heymes, A. Mitov, D. Pagani, I. Tsinikos, and M. Zaro, Top-pair production at the LHC through NNLO QCD and NLO EW, *J. High Energy Phys.* **10** (2017) 186.
- [84] S. Frixione, E. Laenen, P. Motylinski, C. White, and B. R. Webber, Single-top hadroproduction in association with a W boson, *J. High Energy Phys.* **07** (2008) 029.
- [85] D. J. Lange, The EvtGen particle decay simulation package, *Nucl. Instrum. Methods Phys. Res., Sect. A* **462**, 152 (2001).
- [86] R. Frederix and S. Frixione, Merging meets matching in MC@NLO, *J. High Energy Phys.* **12** (2012) 061.
- [87] L. Altenkamp, S. Dittmaier, R. V. Harlander, H. Rzehak, and T. J. E. Zirke, Gluon-induced Higgs-strahlung at next-to-leading order QCD, *J. High Energy Phys.* **02** (2013) 078.
- [88] R. V. Harlander, A. Kulesza, V. Theeuwes, and T. Zirke, Soft gluon resummation for gluon-induced Higgs Strahlung, *J. High Energy Phys.* **11** (2014) 082.
- [89] F. Buccioni, J.-N. Lang, J. M. Lindert, P. Maierhöfer, S. Pozzorini, H. Zhang, and M. F. Zoller, OpenLoops 2, *Eur. Phys. J. C* **79**, 866 (2019).
- [90] F. Caola, K. Melnikov, R. Rötsch, and L. Tancredi, QCD corrections to W^+W^- production through gluon fusion, *Phys. Lett. B* **754**, 275 (2016).
- [91] F. Cascioli, S. Höche, F. Krauss, P. Maierhöfer, S. Pozzorini, and F. Siegert, Precise Higgs-background predictions: Merging NLO QCD and squared quark-loop corrections to four-lepton + 0, 1 jet production, *J. High Energy Phys.* **01** (2014) 046.

- [92] M. Beneke, P. Falgari, S. Klein, and C. Schwinn, Hadronic top-quark pair production with NNLL threshold resummation, *Nucl. Phys.* **B855**, 695 (2012).
- [93] M. Cacciari, M. Czakon, M. Mangano, A. Mitov, and P. Nason, Top-pair production at hadron colliders with next-to-next-to-leading logarithmic soft-gluon resummation, *Phys. Lett. B* **710**, 612 (2012).
- [94] P. Bärnreuther, M. Czakon, and A. Mitov, Percent-Level-Precision Physics at the Tevatron: Next-to-Next-to-Leading Order QCD Corrections to $q\bar{q} \rightarrow t\bar{t} + X$, *Phys. Rev. Lett.* **109**, 132001 (2012).
- [95] M. Czakon and A. Mitov, NNLO corrections to top-pair production at hadron colliders: The all-fermionic scattering channels, *J. High Energy Phys.* **12** (2012) 054.
- [96] M. Czakon and A. Mitov, NNLO corrections to top pair production at hadron colliders: The quark-gluon reaction, *J. High Energy Phys.* **01** (2013) 080.
- [97] M. Czakon, P. Fiedler, and A. Mitov, Total Top-Quark Pair-Production Cross Section at Hadron Colliders Through $O(\alpha_s^4)$, *Phys. Rev. Lett.* **110**, 252004 (2013).
- [98] M. Czakon and A. Mitov, Top++ : A program for the calculation of the top-pair cross-section at hadron colliders, *Comput. Phys. Commun.* **185**, 2930 (2014).
- [99] N. Kidonakis, Two-loop soft anomalous dimensions for single top quark associated production with a W^- or H^- , *Phys. Rev. D* **82**, 054018 (2010).
- [100] N. Kidonakis, Top quark production, in *Helmholtz International Summer School on Physics of Heavy Quarks and Hadrons* (2014), [arXiv:1311.0283](https://arxiv.org/abs/1311.0283).
- [101] ATLAS Collaboration, The ATLAS simulation infrastructure, *Eur. Phys. J. C* **70**, 823 (2010).
- [102] S. Agostinelli *et al.* (GEANT4 Collaboration), GEANT4—A simulation toolkit, *Nucl. Instrum. Methods Phys. Res., Sect. A* **506**, 250 (2003).
- [103] ATLAS Collaboration, The PYTHIA 8 A3 tune description of ATLAS minimum bias and inelastic measurements incorporating the Donnachie–Landshoff diffractive model, Report No. ATL-PHYS-PUB-2016-017, 2016, <https://cds.cern.ch/record/2206965>.
- [104] ATLAS Collaboration, Electron and photon performance measurements with the ATLAS detector using the 2015–2017 LHC proton–proton collision data, *J. Instrum.* **14**, P12006 (2019).
- [105] ATLAS Collaboration, Improved electron reconstruction in ATLAS using the Gaussian Sum Filter-based model for bremsstrahlung, Report No. ATLAS-CONF-2012-047, 2012, <https://cds.cern.ch/record/1449796>.
- [106] ATLAS Collaboration, Muon reconstruction and identification efficiency in ATLAS using the full Run 2 pp collision data set at $\sqrt{s} = 13$ TeV, *Eur. Phys. J. C* **81**, 578 (2021).
- [107] M. Cacciari, G. P. Salam, and G. Soyez, The anti- k_r jet clustering algorithm, *J. High Energy Phys.* **04** (2008) 063.
- [108] M. Cacciari, G. P. Salam, and G. Soyez, FastJet user manual, *Eur. Phys. J. C* **72**, 1896 (2012).
- [109] ATLAS Collaboration, Jet reconstruction and performance using particle flow with the ATLAS Detector, *Eur. Phys. J. C* **77**, 466 (2017).
- [110] ATLAS Collaboration, Jet energy scale measurements and their systematic uncertainties in proton–proton collisions at $\sqrt{s} = 13$ TeV with the ATLAS detector, *Phys. Rev. D* **96**, 072002 (2017).
- [111] ATLAS Collaboration, Tagging and suppression of pileup jets with the ATLAS detector, Report No. ATLAS-CONF-2014-018, 2014, <https://cds.cern.ch/record/1700870>.
- [112] ATLAS Collaboration, Optimisation and performance studies of the ATLAS b -tagging algorithms for the 2017–18 LHC run, Report No. ATL-PHYS-PUB-2017-013, 2017, <https://cds.cern.ch/record/2273281>.
- [113] ATLAS Collaboration, ATLAS b -jet identification performance and efficiency measurement with $t\bar{t}$ events in pp collisions at $\sqrt{s} = 13$ TeV, *Eur. Phys. J. C* **79**, 970 (2019).
- [114] ATLAS Collaboration, Performance of missing transverse momentum reconstruction with the ATLAS detector using proton–proton collisions at $\sqrt{s} = 13$ TeV, *Eur. Phys. J. C* **78**, 903 (2018).
- [115] T. Plehn, D. L. Rainwater, and D. Zeppenfeld, A method for identifying $H \rightarrow \tau^+\tau^- \rightarrow e^\pm\mu^\mp + \text{missing } p_T$ at the CERN LHC, *Phys. Rev. D* **61**, 093005 (2000).
- [116] F. Chollet *et al.*, Keras (2015) <https://keras.io>.
- [117] M. Abadi *et al.*, TensorFlow: Large-scale machine learning on heterogeneous distributed systems, [arXiv:1603.04467](https://arxiv.org/abs/1603.04467).
- [118] V. Barger, R. J. N. Phillips, and D. Zeppenfeld, Minijet veto: A tool for the heavy Higgs search at the LHC, *Phys. Lett. B* **346**, 106 (1995).
- [119] ATLAS Collaboration, Object-based missing transverse momentum significance in the ATLAS Detector, Report No. ATLAS-CONF-2018-038, 2018, <https://cds.cern.ch/record/2630948>.
- [120] C. G. Lester and D. J. Summers, Measuring masses of semiinvisibly decaying particles pair produced at hadron colliders, *Phys. Lett. B* **463**, 99 (1999).
- [121] ATLAS Collaboration, Observation and measurement of Higgs boson decays to WW^* with the ATLAS detector, *Phys. Rev. D* **92**, 012006 (2015).
- [122] ATLAS Collaboration, Measurements of gluon-gluon fusion and vector-boson fusion Higgs boson production cross-sections in the $H \rightarrow WW^* \rightarrow e\nu\mu\nu$ decay channel in pp collisions at $\sqrt{s} = 13$ TeV with the ATLAS detector, *Phys. Lett. B* **789**, 508 (2019).
- [123] G. Avoni *et al.*, The new LUCID-2 detector for luminosity measurement and monitoring in ATLAS, *J. Instrum.* **13**, P07017 (2018).
- [124] I. W. Stewart and F. J. Tackmann, Theory uncertainties for Higgs mass and other searches using jet bins, *Phys. Rev. D* **85**, 034011 (2012).
- [125] I. W. Stewart, F. J. Tackmann, J. R. Walsh, and S. Zuberi, Jet p_T resummation in Higgs production at $NNLL' + NNLO$, *Phys. Rev. D* **89**, 054001 (2014).
- [126] X. Liu and F. Petriello, Reducing theoretical uncertainties for exclusive Higgs-boson plus one-jet production at the LHC, *Phys. Rev. D* **87**, 094027 (2013).
- [127] R. Boughezal, X. Liu, F. Petriello, F. J. Tackmann, and J. R. Walsh, Combining resummed Higgs predictions across jet bins, *Phys. Rev. D* **89**, 074044 (2014).
- [128] S. Gangal and F. J. Tackmann, Next-to-leading-order uncertainties in Higgs + 2 jets from gluon fusion, *Phys. Rev. D* **87**, 093008 (2013).

- [129] B. Biedermann, A. Denner, and M. Pellen, Large Electroweak Corrections to Vector-Boson Scattering at the Large Hadron Collider, *Phys. Rev. Lett.* **118**, 261801 (2017).
- [130] A. Denner and S. Pozzorini, One-loop leading logarithms in electroweak radiative corrections, *Eur. Phys. J. C* **18**, 461 (2001).
- [131] G. Cowan, K. Cranmer, E. Gross, and O. Vitells, Asymptotic formulae for likelihood-based tests of new physics, *Eur. Phys. J. C* **71**, 1554 (2011); **73**, 2501(E) (2013).
- [132] ATLAS Collaboration, ATLAS computing acknowledgements, Report No. ATL-SOFT-PUB-2021-003, <https://cds.cern.ch/record/2776662>.

G. Aad¹⁰¹, B. Abbott¹¹⁹, D. C. Abbott¹⁰², A. Abed Abud³⁶, K. Abeling⁵⁵, S. H. Abidi²⁹, A. Aboulhorma^{35e}, H. Abramowicz¹⁵⁰, H. Abreu¹⁴⁹, Y. Abulaiti¹¹⁶, A. C. Abusleme Hoffman^{136a}, B. S. Acharya^{68a,68b,b}, B. Achkar⁵⁵, L. Adam⁹⁹, C. Adam Bourdarios⁴, L. Adamczyk^{84a}, L. Adamek¹⁵⁴, S. V. Addepalli²⁶, J. Adelman¹¹⁴, A. Adiguzel^{21c}, S. Adorni⁵⁶, T. Adye¹³³, A. A. Affolder¹³⁵, Y. Afik³⁶, M. N. Agaras¹³, J. Agarwala^{72a,72b}, A. Aggarwal⁹⁹, C. Agheorghiesei^{27c}, J. A. Aguilar-Saavedra^{129f}, A. Ahmad³⁶, F. Ahmadov^{38,c}, W. S. Ahmed¹⁰³, X. Ai⁴⁸, G. Aielli^{75a,75b}, I. Aizenberg¹⁶⁷, M. Akbiyik⁹⁹, T. P. A. Åkesson⁹⁷, A. V. Akimov³⁷, K. Al Houry⁴¹, G. L. Alberghi^{23b}, J. Albert¹⁶³, P. Albicocco⁵³, M. J. Alconada Verzini⁸⁹, S. Alderweireldt⁵², M. Aleksa³⁶, I. N. Aleksandrov³⁸, C. Alexa^{27b}, T. Alexopoulos¹⁰, A. Alfonsi¹¹³, F. Alfonsi^{23b}, M. Alhroob¹¹⁹, B. Ali¹³¹, S. Ali¹⁴⁷, M. Aliev³⁷, G. Alimonti^{70a}, C. Allaire³⁶, B. M. M. Allbrooke¹⁴⁵, P. P. Allport²⁰, A. Aloisio^{71a,71b}, F. Alonso⁸⁹, C. Alpigiani¹³⁷, E. Alunno Camelia^{75a,75b}, M. Alvarez Estevez⁹⁸, M. G. Alviggi^{71a,71b}, Y. Amaral Coutinho^{81b}, A. Ambler¹⁰³, C. Amelung³⁶, C. G. Ames¹⁰⁸, D. Amidei¹⁰⁵, S. P. Amor Dos Santos^{129a}, S. Amoroso⁴⁸, K. R. Amos¹⁶¹, C. S. Amrouche⁵⁶, V. Ananiev¹²⁴, C. Anastopoulos¹³⁸, N. Andari¹³⁴, T. Andeen¹¹, J. K. Anders¹⁹, S. Y. Andreev^{47a,47b}, A. Andreazza^{70a,70b}, S. Angelidakis⁹, A. Angerami^{41,d}, A. V. Anisenkov³⁷, A. Annovi^{73a}, C. Antel⁵⁶, M. T. Anthony¹³⁸, E. Antipov¹²⁰, M. Antonelli⁵³, D. J. A. Antrim^{17a}, F. Anulli^{74a}, M. Aoki⁸², J. A. Aparisi Pozo¹⁶¹, M. A. Aparo¹⁴⁵, L. Aperio Bella⁴⁸, C. Appelt¹⁸, N. Aranzabal³⁶, V. Araujo Ferraz^{81a}, C. Arcangeletti⁵³, A. T. H. Arce⁵¹, E. Arena⁹¹, J-F. Arguin¹⁰⁷, S. Argyropoulos⁵⁴, J.-H. Arling⁴⁸, A. J. Armbruster³⁶, O. Arnaez¹⁵⁴, H. Arnold¹¹³, Z. P. Arrubarrena Tame¹⁰⁸, G. Artoni^{74a,74b}, H. Asada¹¹⁰, K. Asai¹¹⁷, S. Asai¹⁵², N. A. Asbah⁶¹, E. M. Asimakopoulou¹⁵⁹, J. Assahsah^{35d}, K. Assamagan²⁹, R. Astalos^{28a}, R. J. Atkin^{33a}, M. Atkinson¹⁶⁰, N. B. Atlay¹⁸, H. Atmani^{62b}, P. A. Atlasiddha¹⁰⁵, K. Augsten¹³¹, S. Auricchio^{71a,71b}, A. D. Auriol²⁰, V. A. Austrup¹⁶⁹, G. Avner¹⁴⁹, G. Avolio³⁶, K. Axiotis⁵⁶, M. K. Ayoub^{14c}, G. Azuelos^{107,e}, D. Babal^{28a}, H. Bachacou¹³⁴, K. Bachas^{151,f}, A. Bachi³⁴, F. Backman^{47a,47b}, A. Badea⁶¹, P. Bagnaia^{74a,74b}, M. Bahmani¹⁸, A. J. Bailey¹⁶¹, V. R. Bailey¹⁶⁰, J. T. Baines¹³³, C. Bakalis¹⁰, O. K. Baker¹⁷⁰, P. J. Bakker¹¹³, E. Bakos¹⁵, D. Bakshi Gupta⁸, S. Balaji¹⁴⁶, R. Balasubramanian¹¹³, E. M. Baldin³⁷, P. Balek¹³², E. Ballabene^{70a,70b}, F. Balli¹³⁴, L. M. Baltes^{63a}, W. K. Balunas³², J. Balz⁹⁹, E. Banas⁸⁵, M. Bandieramonte¹²⁸, A. Bandyopadhyay²⁴, S. Bansal²⁴, L. Barak¹⁵⁰, E. L. Barberio¹⁰⁴, D. Barberis^{57b,57a}, M. Barbero¹⁰¹, G. Barbour⁹⁵, K. N. Barends^{33a}, T. Barillari¹⁰⁹, M.-S. Barisits³⁶, J. Barkeloo¹²², T. Barklow¹⁴², R. M. Barnett^{17a}, P. Baron¹²¹, D. A. Baron Moreno¹⁰⁰, A. Baronecelli^{62a}, G. Barone²⁹, A. J. Barr¹²⁵, L. Barranco Navarro^{47a,47b}, F. Barreiro⁹⁸, J. Barreiro Guimarães da Costa^{14a}, U. Barron¹⁵⁰, S. Barsov³⁷, F. Bartels^{63a}, R. Bartoldus¹⁴², A. E. Barton⁹⁰, P. Bartos^{28a}, A. Basalae⁴⁸, A. Basan⁹⁹, M. Baselga⁴⁹, I. Bashta^{76a,76b}, A. Bassalat^{66,g}, M. J. Basso¹⁵⁴, C. R. Basson¹⁰⁰, R. L. Bates⁵⁹, S. Batlamous^{35e}, J. R. Batley³², B. Batool¹⁴⁰, M. Battaglia¹³⁵, M. Bauce^{74a,74b}, P. Bauer²⁴, A. Bayirli^{21a}, J. B. Beacham⁵¹, T. Beau¹²⁶, P. H. Beauchemin¹⁵⁷, F. Becherer⁵⁴, P. Bechtel²⁴, H. P. Beck^{19,h}, K. Becker¹⁶⁵, C. Becot⁴⁸, A. J. Beddall^{21d}, V. A. Bednyakov³⁸, C. P. Bee¹⁴⁴, L. J. Beamster¹⁵, T. A. Beermann³⁶, M. Begalli^{81b}, M. Begel²⁹, A. Behera¹⁴⁴, J. K. Behr⁴⁸, C. Beirao Da Cruz E Silva³⁶, J. F. Beirer^{55,36}, F. Beisiegel²⁴, M. Belfkir^{115b}, G. Bella¹⁵⁰, L. Bellagamba^{23b}, A. Bellerive³⁴, P. Bellos²⁰, K. Beloborodov³⁷, K. Belotskiy³⁷, N. L. Belyaev³⁷, D. Bencheikroun^{35a}, Y. Benhammou¹⁵⁰, D. P. Benjamin²⁹, M. Benoit²⁹, J. R. Bensinger²⁶, S. Bentvelsen¹¹³, L. Beresford³⁶, M. Beretta⁵³, D. Berge¹⁸, E. Bergeas Kuutmann¹⁵⁹, N. Berger⁴, B. Bergmann¹³¹, J. Beringer^{17a}, S. Berlendis⁷, G. Bernardi⁵, C. Bernius¹⁴², F. U. Bernlochner²⁴, T. Berry⁹⁴, P. Berta¹³², A. Berthold⁵⁰, I. A. Bertram⁹⁰, O. Bessidskaia Bylund¹⁶⁹, S. Bethke¹⁰⁹, A. Betti⁴⁴, A. J. Bevan⁹³, S. Bhatta¹⁴⁴, D. S. Bhattacharya¹⁶⁴, P. Bhattacharya²⁶, V. S. Bhopatkar⁶, R. Bi¹²⁸, R. Bi^{29,i}, R. M. Bianchi¹²⁸, O. Biebel¹⁰⁸, R. Bielski¹²², N. V. Biesuz^{73a,73b}, M. Biglietti^{76a}, T. R. V. Billoud¹³¹, M. Bindi⁵⁵, A. Bingul^{21b}, C. Bini^{74a,74b}, S. Biondi^{23b,23a}

A. Biondini⁹¹ C. J. Birch-sykes¹⁰⁰ G. A. Bird^{20,133} M. Birman¹⁶⁷ T. Bisanz³⁶ D. Biswas^{168,j} A. Bitadze¹⁰⁰
 K. Björke¹²⁴ I. Bloch⁴⁸ C. Blocker²⁶ A. Blue⁵⁹ U. Blumenschein⁹³ J. Blumenthal⁹⁹ G. J. Bobbink¹¹³
 V. S. Bobrovnikov³⁷ M. Boehler⁵⁴ D. Bogavac¹³ A. G. Bogdanchikov³⁷ C. Boehm^{47a} V. Boisvert⁹⁴
 P. Bokan⁴⁸ T. Bold^{84a} M. Bomben⁵ M. Bona⁹³ M. Boonekamp¹³⁴ C. D. Booth⁹⁴ A. G. Borbély⁵⁹
 H. M. Borecka-Bielska¹⁰⁷ L. S. Borgna⁹⁵ G. Borissov⁹⁰ D. Bortoletto¹²⁵ D. Boscherini^{23b} M. Bosman¹³
 J. D. Bossio Sola³⁶ K. Bouaouda^{35a} J. Boudreau¹²⁸ E. V. Bouhova-Thacker⁹⁰ D. Boumediene⁴⁰ R. Bouquet⁵
 A. Boveia¹¹⁸ J. Boyd³⁶ D. Boye²⁹ I. R. Boyko³⁸ J. Bracinik²⁰ N. Brahimi^{62d,62c} G. Brandt¹⁶⁹ O. Brandt³²
 F. Braren⁴⁸ B. Brau¹⁰² J. E. Brau¹²² W. D. Breaden Madden⁵⁹ K. Brendlinger⁴⁸ R. Brenner¹⁶⁷ L. Brenner³⁶
 R. Brenner¹⁵⁹ S. Bressler¹⁶⁷ B. Brickwedde⁹⁹ D. Britton⁵⁹ D. Britzger¹⁰⁹ I. Brock²⁴ G. Brooijmans⁴¹
 W. K. Brooks^{136f} E. Brost²⁹ P. A. Bruckman de Renstrom⁸⁵ B. Brüers⁴⁸ D. Bruncko^{28b,a} A. Bruni^{23b}
 G. Bruni^{23b} M. Bruschi^{23b} N. Brusino^{74a,74b} L. Bryngemark¹⁴² T. Buanes¹⁶ Q. Buat¹³⁷ P. Buchholz¹⁴⁰
 A. G. Buckley⁵⁹ I. A. Budagov^{38,a} M. K. Bugge¹²⁴ O. Bulekov³⁷ B. A. Bullard⁶¹ S. Burdin⁹¹
 C. D. Burgard⁴⁸ A. M. Burger⁴⁰ B. Burghgrave⁸ J. T. P. Burr³² C. D. Burton¹¹ J. C. Burzynski¹⁴¹
 E. L. Busch⁴¹ V. Büscher⁹⁹ P. J. Bussey⁵⁹ J. M. Butler²⁵ C. M. Buttar⁵⁹ J. M. Butterworth⁹⁵ W. Buttinger¹³³
 C. J. Buxo Vazquez¹⁰⁶ A. R. Buzykaev³⁷ G. Cabras^{23b} S. Cabrera Urbán¹⁶¹ D. Caforio⁵⁸ H. Cai¹²⁸
 Y. Cai^{14a,14d} V. M. M. Cairo³⁶ O. Cakir^{3a} N. Calace³⁶ P. Calafiura^{17a} G. Calderini¹²⁶ P. Calfayan⁶⁷
 G. Callea⁵⁹ L. P. Caloba^{81b} D. Calvet⁴⁰ S. Calvet⁴⁰ T. P. Calvet¹⁰¹ M. Calvetti^{73a,73b} R. Camacho Toro¹²⁶
 S. Camarda³⁶ D. Camarero Munoz⁹⁸ P. Camarri^{75a,75b} M. T. Camerlingo^{76a,76b} D. Cameron¹²⁴
 C. Camincher¹⁶³ M. Campanelli⁹⁵ A. Camplani⁴² V. Canale^{71a,71b} A. Canesse¹⁰³ M. Cano Bret⁷⁹
 J. Cantero¹⁶¹ Y. Cao¹⁶⁰ F. Capocasa²⁶ M. Capua^{43b,43a} A. Carbone^{70a,70b} R. Cardarelli^{75a} J. C. J. Cardenas⁸
 F. Cardillo¹⁶¹ T. Carli³⁶ G. Carlino^{71a} B. T. Carlson^{128,k} E. M. Carlson^{163,155a} L. Carminati^{70a,70b}
 M. Carnesale^{74a,74b} S. Caron¹¹² E. Carquin^{136f} S. Carrá⁴⁸ G. Carratta^{23b,23a} J. W. S. Carter¹⁵⁴ T. M. Carter⁵²
 M. P. Casado^{13,l} A. F. Casha¹⁵⁴ E. G. Castiglia¹⁷⁰ F. L. Castillo^{63a} L. Castillo Garcia¹³ V. Castillo Gimenez¹⁶¹
 N. F. Castro^{129a,129e} A. Catinaccio³⁶ J. R. Catmore¹²⁴ V. Cavaliere²⁹ N. Cavalli^{23b,23a} V. Cavasinni^{73a,73b}
 E. Celebi^{21a} F. Celli¹²⁵ M. S. Centonze^{69a,69b} K. Cerny¹²¹ A. S. Cerqueira^{81a} A. Cerri¹⁴⁵ L. Cerrito^{75a,75b}
 F. Cerutti^{17a} A. Cervelli^{23b} S. A. Cetin^{21d} Z. Chadi^{35a} D. Chakraborty¹¹⁴ M. Chala^{129f} J. Chan¹⁶⁸
 W. S. Chan¹¹³ W. Y. Chan¹⁵² J. D. Chapman³² B. Chargeishvili^{148b} D. G. Charlton²⁰ T. P. Charman⁹³
 M. Chatterjee¹⁹ S. Chekanov⁶ S. V. Chekulaev^{155a} G. A. Chelkov^{38,m} A. Chen¹⁰⁵ B. Chen¹⁵⁰ B. Chen¹⁶³
 C. Chen^{62a} H. Chen^{14c} H. Chen²⁹ J. Chen^{62c} J. Chen²⁶ S. Chen¹⁵² S. J. Chen^{14c} X. Chen^{62c} X. Chen^{14b,n}
 Y. Chen^{62a} C. L. Cheng¹⁶⁸ H. C. Cheng^{64a} A. Cheplakov³⁸ E. Cheremushkina⁴⁸ E. Cherepanova³⁸
 R. Cherkaoui El Moursli^{35e} E. Cheu⁷ K. Cheung⁶⁵ L. Chevalier¹³⁴ V. Chiarella⁵³ G. Chiarelli^{73a}
 G. Chiodini^{69a} A. S. Chisholm²⁰ A. Chitan^{27b} Y. H. Chiu¹⁶³ M. V. Chizhov³⁸ K. Choi¹¹
 A. R. Chomont^{74a,74b} Y. Chou¹⁰² E. Y. S. Chow¹¹³ T. Chowdhury^{33g} L. D. Christopher^{33g} K. L. Chu^{64a}
 M. C. Chu^{64a} X. Chu^{14a,14d} J. Chudoba¹³⁰ J. J. Chwastowski⁸⁵ D. Cieri¹⁰⁹ K. M. Ciesla⁸⁵ V. Cindro⁹²
 A. Ciocio^{17a} F. Ciroto^{71a,71b} Z. H. Citron^{167,o} M. Citterio^{70a} D. A. Ciubotaru^{27b} B. M. Ciungu¹⁵⁴ A. Clark⁵⁶
 P. J. Clark⁵² J. M. Clavijo Columbie⁴⁸ S. E. Clawson¹⁰⁰ C. Clement^{47a,47b} J. Clercx⁴⁸ L. Clissa^{23b,23a}
 Y. Coadou¹⁰¹ M. Cobal^{68a,68c} A. Coccaro^{57b} R. F. Coelho Barrue^{129a} R. Coelho Lopes De Sa¹⁰² S. Coelli^{70a}
 H. Cohen¹⁵⁰ A. E. C. Coimbra¹⁴⁹ B. Cole⁴¹ J. Collot⁶⁰ P. Conde Muiño^{129a,129g} S. H. Connell^{33c}
 I. A. Connelly⁵⁹ E. I. Conroy¹²⁵ F. Conventi^{71a,p} H. G. Cooke²⁰ A. M. Cooper-Sarkar¹²⁵ F. Cormier¹⁶²
 L. D. Corpe³⁶ M. Corradi^{74a,74b} E. E. Corrigan⁹⁷ F. Corriveau^{103,q} A. Cortes-Gonzalez¹⁸ M. J. Costa¹⁶¹
 F. Costanza⁴ D. Costanzo¹³⁸ B. M. Cote¹¹⁸ G. Cowan⁹⁴ J. W. Cowley³² K. Cranmer¹¹⁶ S. Crépe-Renaudin⁶⁰
 F. Crescioli¹²⁶ M. Cristinziani¹⁴⁰ M. Cristoforetti^{77a,77b,r} V. Croft¹⁵⁷ G. Crosetti^{43b,43a} A. Cueto³⁶
 T. Cuhadar Donszelmann¹⁵⁸ H. Cui^{14a,14d} Z. Cui⁷ A. R. Cukierman¹⁴² W. R. Cunningham⁵⁹ F. Curcio^{43b,43a}
 P. Czodrowski³⁶ M. M. Czurylo^{63b} M. J. Da Cunha Sargedas De Sousa^{62a} J. V. Da Fonseca Pinto^{81b} C. Da Via¹⁰⁰
 W. Dabrowski^{84a} T. Dado⁴⁹ S. Dahbi^{33g} T. Dai¹⁰⁵ C. Dallapiccola¹⁰² M. Dam⁴² G. D'amen²⁹
 V. D'Amico^{76a,76b} J. Damp⁹⁹ J. R. Dandoy¹²⁷ M. F. Daneri³⁰ M. Danninger¹⁴¹ V. Dao³⁶ G. Darbo^{57b}
 S. Darmora⁶ S. J. Das²⁹ A. Dattagupta¹²² S. D'Auria^{70a,70b} C. David^{155b} T. Davidek¹³² D. R. Davis⁵¹
 B. Davis-Purcell³⁴ I. Dawson⁹³ K. De⁸ R. De Asmundis^{71a} M. De Beurs¹¹³ S. De Castro^{23b,23a}
 N. De Groot¹¹² P. de Jong¹¹³ H. De la Torre¹⁰⁶ A. De Maria^{14c} A. De Salvo^{74a} U. De Sanctis^{75a,75b}

M. De Santis^{75a,75b} A. De Santo¹⁴⁵ J. B. De Vivie De Regie⁶⁰ D. V. Dedovich³⁸ J. Degens¹¹³ A. M. Deiana⁴⁴
 F. Del Corso^{23b,23a} J. Del Peso⁹⁸ F. Del Rio^{63a} F. Deliot¹³⁴ C. M. Delitzsch⁴⁹ M. Della Pietra^{71a,71b}
 D. Della Volpe⁵⁶ A. Dell'Acqua³⁶ L. Dell'Asta^{70a,70b} M. Delmastro⁴ P. A. Delsart⁶⁰ S. Demers¹⁷⁰
 M. Demichev³⁸ S. P. Denisov³⁷ L. D'Erano¹¹⁴ D. Derendarz⁸⁵ F. Derue¹²⁶ P. Dervan⁹¹ K. Desch²⁴
 K. Dette¹⁵⁴ C. Deutsch²⁴ P. O. Deviveiros³⁶ F. A. Di Bello^{74a,74b} A. Di Ciaccio^{75a,75b} L. Di Ciaccio⁴
 A. Di Domenico^{74a,74b} C. Di Donato^{71a,71b} A. Di Girolamo³⁶ G. Di Gregorio^{73a,73b} A. Di Luca^{77a,77b}
 B. Di Micco^{76a,76b} R. Di Nardo^{76a,76b} C. Diaconu¹⁰¹ F. A. Dias¹¹³ T. Dias Do Vale¹⁴¹ M. A. Diaz^{136a,136b}
 F. G. Diaz Capriles²⁴ M. Didenko¹⁶¹ E. B. Diehl¹⁰⁵ L. Diehl⁵⁴ S. Díez Cornell⁴⁸ C. Díez Pardos¹⁴⁰
 C. Dimitriadi^{24,159} A. Dimitrievska^{17a} W. Ding^{14b} J. Dingfelder²⁴ I-M. Dinu^{27b} S. J. Dittmeier^{63b} F. Dittus³⁶
 F. Djama¹⁰¹ T. Djobava^{148b} J. I. Djuvsland¹⁶ D. Dodsworth²⁶ C. Doglioni^{100,97} J. Dolejsi¹³² Z. Dolezal¹³²
 M. Donadelli^{81c} B. Dong^{62c} J. Donini⁴⁰ A. D'Onofrio^{14c} M. D'Onofrio⁹¹ J. Dopke¹³³ A. Doria^{71a}
 M. T. Dova⁸⁹ A. T. Doyle⁵⁹ M. A. Draguet¹²⁵ E. Drechsler¹⁴¹ E. Dreyer¹⁶⁷ I. Drivas-koulouris¹⁰
 A. S. Drobac¹⁵⁷ D. Du^{62a} T. A. du Pree¹¹³ F. Dubinin³⁷ M. Dubovsky^{28a} E. Duchovni¹⁶⁷ G. Duckeck¹⁰⁸
 O. A. Ducu^{36,27b} D. Duda¹⁰⁹ A. Dudarev³⁶ M. D'uffizi¹⁰⁰ L. Duflot⁶⁶ M. Dührssen³⁶ C. Dülsen¹⁶⁹
 A. E. Dumitriu^{27b} M. Dunford^{63a} S. Dungs⁴⁹ K. Dunne^{47a,47b} A. Duperrin¹⁰¹ H. Duran Yildiz^{3a} M. Düren⁵⁸
 A. Durglishvili^{148b} B. L. Dwyer¹¹⁴ G. I. Dyckes^{17a} M. Dyndal^{84a} S. Dysch¹⁰⁰ B. S. Dziedzic⁸⁵
 B. Eckerova^{28a} M. G. Eggleston⁵¹ E. Egidio Purcino De Souza^{81b} L. F. Ehrke⁵⁶ G. Eigen¹⁶ K. Einsweiler^{17a}
 T. Ekelof¹⁵⁹ P. A. Ekman⁹⁷ Y. El Ghazali^{35b} H. El Jarrari^{35e,147} A. El Moussaouy^{35a} V. Ellajosyula¹⁵⁹
 M. Ellert¹⁵⁹ F. Ellinghaus¹⁶⁹ A. A. Elliot⁹³ N. Ellis³⁶ J. Elmsheuser²⁹ M. Elsing³⁶ D. Emelianov¹³³
 A. Emerman⁴¹ Y. Enari¹⁵² I. Ene^{17a} S. Epari¹³ J. Erdmann⁴⁹ A. Ereditato¹⁹ P. A. Erland⁸⁵ M. Errenst¹⁶⁹
 M. Escalier⁶⁶ C. Escobar¹⁶¹ E. Etzion¹⁵⁰ G. Evans^{129a} H. Evans⁶⁷ M. O. Evans¹⁴⁵ A. Ezhilov³⁷
 S. Ezzarqtouni^{35a} F. Fabbri⁵⁹ L. Fabbri^{23b,23a} G. Facini⁹⁵ V. Fadeyev¹³⁵ R. M. Fakhrutdinov³⁷ S. Falciano^{74a}
 P. J. Falke²⁴ S. Falke³⁶ J. Faltova¹³² Y. Fan^{14a} Y. Fang^{14a,14d} G. Fanourakis⁴⁶ M. Fanti^{70a,70b} M. Faraj^{68a,68b}
 A. Farbin⁸ A. Farilla^{76a} T. Faroouque¹⁰⁶ S. M. Farrington⁵² F. Fassi^{35e} D. Fassouliotis⁹
 M. Faucci Giannelli^{75a,75b} W. J. Fawcett³² L. Fayard⁶⁶ O. L. Fedin^{37,m} G. Fedotov³⁷ M. Feickert¹⁶⁰
 L. Feligioni¹⁰¹ A. Fell¹³⁸ D. E. Fellers¹²² C. Feng^{62b} M. Feng^{14b} M. J. Fenton¹⁵⁸ A. B. Fenyuk³⁷
 L. Ferencz⁴⁸ S. W. Ferguson⁴⁵ J. Pretel⁵⁴ J. Ferrando⁴⁸ A. Ferrari¹⁵⁹ P. Ferrari¹¹³ R. Ferrari^{72a} D. Ferrere⁵⁶
 C. Ferretti¹⁰⁵ F. Fiedler⁹⁹ A. Filipčić⁹² E. K. Filmer¹ F. Filthaut¹¹² M. C. N. Fiolhais^{129a,129c,s} L. Fiorini¹⁶¹
 F. Fischer¹⁴⁰ W. C. Fisher¹⁰⁶ T. Fitschen^{20,66} I. Fleck¹⁴⁰ P. Fleischmann¹⁰⁵ T. Flick¹⁶⁹ L. Flores¹²⁷
 M. Flores^{33d} L. R. Flores Castillo^{64a} F. M. Follega^{77a,77b} N. Fomin¹⁶ J. H. Foo¹⁵⁴ B. C. Forland⁶⁷
 A. Formica¹³⁴ A. C. Forti¹⁰⁰ E. Fortin¹⁰¹ A. W. Fortman⁶¹ M. G. Foti^{17a} L. Fountas⁹ D. Fournier⁶⁶
 H. Fox⁹⁰ P. Francavilla^{73a,73b} S. Francescato⁶¹ M. Franchini^{23b,23a} S. Franchino^{63a} D. Francis³⁶ L. Franco⁴
 L. Franconi¹⁹ M. Franklin⁶¹ G. Frattari²⁶ A. C. Freegard⁹³ P. M. Freeman²⁰ W. S. Freund^{81b} N. Fritzsche⁵⁰
 A. Froch⁵⁴ D. Froidevaux³⁶ J. A. Frost¹²⁵ Y. Fu^{62a} M. Fujimoto¹¹⁷ E. Fullana Torregrosa^{161,a} J. Fuster¹⁶¹
 A. Gabrielli^{23b,23a} A. Gabrielli³⁶ P. Gadow⁴⁸ G. Gagliardi^{57b,57a} L. G. Gagnon^{17a} G. E. Gallardo¹²⁵
 E. J. Gallas¹²⁵ B. J. Gallop¹³³ R. Gamboa Goni⁹³ K. K. Gan¹¹⁸ S. Ganguly¹⁵² J. Gao^{62a} Y. Gao⁵²
 F. M. Garay Walls^{136a,136b} B. Garcia^{29,i} C. García¹⁶¹ J. E. García Navarro¹⁶¹ J. A. García Pascual^{14a}
 M. Garcia-Sciveres^{17a} R. W. Gardner³⁹ D. Garg⁷⁹ R. B. Garg¹⁴² S. Gargiulo⁵⁴ C. A. Garner¹⁵⁴ V. Garonne²⁹
 S. J. Gasiorowski¹³⁷ P. Gaspar^{81b} G. Gaudio^{72a} P. Gauzzi^{74a,74b} I. L. Gavrilenko³⁷ A. Gavrilyuk³⁷ C. Gay¹⁶²
 G. Gaycken⁴⁸ E. N. Gazis¹⁰ A. A. Geanta^{27b} C. M. Gee¹³⁵ J. Geisen⁹⁷ M. Geisen⁹⁹ C. Gemme^{57b}
 M. H. Genest⁶⁰ S. Gentile^{74a,74b} S. George⁹⁴ W. F. George²⁰ T. Geralis⁴⁶ L. O. Gerlach⁵⁵
 P. Gessinger-Befurt³⁶ M. Ghasemi Bostanabad¹⁶³ M. Ghneimat¹⁴⁰ A. Ghosal¹⁴⁰ A. Ghosh¹⁵⁸ A. Ghosh⁷
 B. Giacobbe^{23b} S. Giagu^{74a,74b} N. Giangiacomi¹⁵⁴ P. Giannetti^{73a} A. Giannini^{62a} S. M. Gibson⁹⁴
 M. Gignac¹³⁵ D. T. Gil^{84b} A. K. Gilbert^{84a} B. J. Gilbert⁴¹ D. Gillberg³⁴ G. Gilles¹¹³ N. E. K. Gillwald⁴⁸
 L. Ginabat¹²⁶ D. M. Gingrich^{2,e} M. P. Giordani^{68a,68c} P. F. Giraud¹³⁴ G. Giugliarelli^{68a,68c} D. Giugni^{70a}
 F. Giulii²⁶ I. Gkialas^{9,i} L. K. Gladilin³⁷ C. Glasman⁹⁸ G. R. Gledhill¹²² M. Glisic¹²² I. Gnesi^{43b,u} Y. Go^{29,i}
 M. Goblirsch-Kolb²⁶ D. Godin¹⁰⁷ S. Goldfarb¹⁰⁴ T. Golling⁵⁶ M. G. D. Gololo^{33g} D. Golubkov³⁷
 J. P. Gombas¹⁰⁶ A. Gomes^{129a,129b} A. J. Gomez Delegido¹⁶¹ R. Goncalves Gama⁵⁵ R. Gonçalves^{129a,129c}
 G. Gonella¹²² L. Gonella²⁰ A. Gongadze³⁸ F. Gonnella²⁰ J. L. Gonski⁴¹ S. González de la Hoz¹⁶¹

S. Gonzalez Fernandez¹³ R. Gonzalez Lopez⁹¹ C. Gonzalez Renteria^{17a} R. Gonzalez Suarez¹⁵⁹
S. Gonzalez-Sevilla⁵⁶ G. R. Gonzalvo Rodriguez¹⁶¹ R. Y. González Andana⁵² L. Goossens³⁶ N. A. Gorasia²⁰
P. A. Gorbounov³⁷ B. Gorini³⁶ E. Gorini^{69a,69b} A. Gorišek⁹² A. T. Goshaw⁵¹ M. I. Gostkin³⁸
C. A. Gottardo¹¹² M. Goughri^{35b} V. Goumarre⁴⁸ A. G. Goussiou¹³⁷ N. Govender^{33c} C. Goy⁴
I. Grabowska-Bold^{84a} K. Graham³⁴ E. Gramstad¹²⁴ S. Grancagnolo¹⁸ M. Grandi¹⁴⁵ V. Gratchev^{37,a}
P. M. Gravila^{27f} F. G. Gravili^{69a,69b} H. M. Gray^{17a} M. Greco^{69a,69b} C. Grefe²⁴ I. M. Gregor⁴⁸ P. Grenier¹⁴²
C. Grieco¹³ A. A. Grillo¹³⁵ K. Grimm^{31,v} S. Grinstein^{13,w} J.-F. Grivaz⁶⁶ E. Gross¹⁶⁷ J. Grosse-Knetter⁵⁵
C. Grud¹⁰⁵ A. Grummer¹¹¹ J. C. Grundy¹²⁵ L. Guan¹⁰⁵ W. Guan¹⁶⁸ C. Gubbels¹⁶² J. G. R. Guerrero Rojas¹⁶¹
G. Guerrieri^{68a,68c} F. Guescini¹⁰⁹ R. Gugel⁹⁹ J. A. M. Guhit¹⁰⁵ A. Guida⁴⁸ T. Guillemin⁴ E. Guillon^{165,133}
S. Guindon³⁶ F. Guo^{14a,14d} J. Guo^{62c} L. Guo⁶⁶ Y. Guo¹⁰⁵ R. Gupta⁴⁸ S. Gurbuz²⁴ G. Gustavino³⁶
M. Guth⁵⁶ P. Gutierrez¹¹⁹ L. F. Gutierrez Zagazeta¹²⁷ C. Gutsche⁹⁵ C. Guyot¹³⁴ C. Gwenlan¹²⁵
C. B. Gwilliam⁹¹ E. S. Haaland¹²⁴ A. Haas¹¹⁶ M. Habedank⁴⁸ C. Haber^{17a} H. K. Hadavand⁸ A. Hadeef⁹⁹
S. Hadzic¹⁰⁹ M. Haleem¹⁶⁴ J. Haley¹²⁰ J. J. Hall¹³⁸ G. D. Hallewell¹⁰¹ L. Halser¹⁹ K. Hamano¹⁶³
H. Hamdaoui^{35e} M. Hamer²⁴ G. N. Hamity⁵² J. Han^{62b} K. Han^{62a} L. Han^{14c} L. Han^{62a} S. Han^{17a}
Y. F. Han¹⁵⁴ K. Hanagaki⁸² M. Hance¹³⁵ D. A. Hangal^{41,d} M. D. Hank³⁹ R. Hankache¹⁰⁰ J. B. Hansen⁴²
J. D. Hansen⁴² P. H. Hansen⁴² K. Hara¹⁵⁶ D. Harada⁵⁶ T. Harenberg¹⁶⁹ S. Harkusha³⁷ Y. T. Harris¹²⁵
P. F. Harrison¹⁶⁵ N. M. Hartman¹⁴² N. M. Hartmann¹⁰⁸ Y. Hasegawa¹³⁹ A. Hasib⁵² S. Haug¹⁹ R. Hauser¹⁰⁶
M. Havranek¹³¹ C. M. Hawkes²⁰ R. J. Hawkins³⁶ S. Hayashida¹¹⁰ D. Hayden¹⁰⁶ C. Hayes¹⁰⁵
R. L. Hayes¹⁶² C. P. Hays¹²⁵ J. M. Hays⁹³ H. S. Hayward⁹¹ F. He^{62a} Y. He¹⁵³ Y. He¹²⁶ M. P. Heath⁵²
V. Hedberg⁹⁷ A. L. Heggelund¹²⁴ N. D. Hehir⁹³ C. Heidegger⁵⁴ K. K. Heidegger⁵⁴ W. D. Heidorn⁸⁰
J. Heilman³⁴ S. Heim⁴⁸ T. Heim^{17a} B. Heinemann^{48,x} J. G. Heinlein¹²⁷ J. J. Heinrich¹²² L. Heinrich³⁶
J. Hejbal¹³⁰ L. Helary⁴⁸ A. Held¹¹⁶ S. Hellesund¹²⁴ C. M. Helling¹⁶² S. Hellman^{47a,47b} C. Helsens³⁶
R. C. W. Henderson⁹⁰ L. Henkelmann³² A. M. Henriques Correia³⁶ H. Herde¹⁴² Y. Hernández Jiménez¹⁴⁴ H. Herr⁹⁹
M. G. Herrmann¹⁰⁸ T. Herrmann⁵⁰ G. Herten⁵⁴ R. Hertenberger¹⁰⁸ L. Hervas³⁶ N. P. Hessey^{155a} H. Hibi⁸³
E. Higón-Rodríguez¹⁶¹ S. J. Hillier²⁰ I. Hinchliffe^{17a} F. Hinterkeuser²⁴ M. Hirose¹²³ S. Hirose¹⁵⁶
D. Hirschbuehl¹⁶⁹ B. Hiti⁹² J. Hobbs¹⁴⁴ R. Hobincu^{27e} N. Hod¹⁶⁷ M. C. Hodgkinson¹³⁸ B. H. Hodgkinson³²
A. Hoecker³⁶ J. Hofer⁴⁸ D. Hohn⁵⁴ T. Holm²⁴ M. Holzbock¹⁰⁹ L. B. A. H. Hommels³² B. P. Honan¹⁰⁰
J. Hong^{62c} T. M. Hong¹²⁸ Y. Hong⁵⁵ J. C. Honig⁵⁴ A. Hönl¹⁰⁹ B. H. Hooberman¹⁶⁰ W. H. Hopkins⁶
Y. Horii¹¹⁰ S. Hou¹⁴⁷ J. Howarth⁵⁹ J. Hoya⁸⁹ M. Hrabovsky¹²¹ A. Hrynevich³⁷ T. Hryn'ova⁴ P. J. Hsu⁶⁵
S.-C. Hsu¹³⁷ Q. Hu^{41,d} Y. F. Hu^{14a,14d,y} D. P. Huang⁹⁵ S. Huang^{64b} X. Huang^{14c} Y. Huang^{62a} Y. Huang^{14a}
Z. Huang¹⁰⁰ Z. Hubacek¹³¹ M. Huebner²⁴ F. Huegging²⁴ T. B. Huffman¹²⁵ M. Huhtinen³⁶ S. K. Huiberts¹⁶
R. Hulsken¹⁰³ N. Huseynov^{12,m} J. Huston¹⁰⁶ J. Huth⁶¹ R. Hyneman¹⁴² S. Hyrych^{28a} G. Iacobucci⁵⁶
G. Iakovidis²⁹ I. Ibragimov¹⁴⁰ L. Iconomidou-Fayard⁶⁶ P. Iengo^{71a,71b} R. Iguchi¹⁵² T. Iizawa⁵⁶ Y. Ikegami⁸²
A. Ilg¹⁹ N. Ilic¹⁵⁴ H. Imam^{35a} T. Ingebretsen Carlson^{47a,47b} G. Introzzi^{72a,72b} M. Iodice^{76a} V. Ippolito^{74a,74b}
M. Ishino¹⁵² W. Islam¹⁶⁸ C. Issever^{18,48} S. Istin^{21a,z} H. Ito¹⁶⁶ J. M. Iturbe Ponce^{64a} R. Iuppa^{77a,77b}
A. Ivina¹⁶⁷ J. M. Izen⁴⁵ V. Izzo^{71a} P. Jacka^{130,131} P. Jackson¹ R. M. Jacobs⁴⁸ B. P. Jaeger¹⁴¹
C. S. Jagfeld¹⁰⁸ G. Jäkel¹⁶⁹ K. Jakobs⁵⁴ T. Jakoubek¹⁶⁷ J. Jamieson⁵⁹ K. W. Janas^{84a} G. Jarlskog⁹⁷
A. E. Jaspán⁹¹ T. Javůrek³⁶ M. Javurkova¹⁰² F. Jeanneau¹³⁴ L. Jeanty¹²² J. Jejelava^{148a,aa} P. Jenni^{54,ab}
C. E. Jessiman³⁴ S. Jézéquel⁴ J. Jia¹⁴⁴ X. Jia⁶¹ X. Jia^{14a,14d} Z. Jia^{14c} Y. Jiang^{62a} S. Jiggins⁵²
J. Jimenez Pena¹⁰⁹ S. Jin^{14c} A. Jinaru^{27b} O. Jinnouchi¹⁵³ H. Jivan^{33g} P. Johansson¹³⁸ K. A. Johns⁷
C. A. Johnson⁶⁷ D. M. Jones³² E. Jones¹⁶⁵ R. W. L. Jones⁹⁰ T. J. Jones⁹¹ J. Jovicevic¹⁵ X. Ju^{17a}
J. J. Jungbuerth³⁶ A. Juste Rozas^{13,w} S. Kabana^{136e} A. Kaczmarska⁸⁵ M. Kado^{74a,74b} H. Kagan¹¹⁸
M. Kagan¹⁴² A. Kahn⁴¹ A. Kahn¹²⁷ C. Kahra⁹⁹ T. Kaji¹⁶⁶ E. Kajomovitz¹⁴⁹ N. Kakati¹⁶⁷ C. W. Kalderon²⁹
A. Kamenshchikov¹⁵⁴ N. J. Kang¹³⁵ Y. Kano¹¹⁰ D. Kar^{33g} K. Karava¹²⁵ M. J. Kareem^{155b} E. Karentzos⁵⁴
I. Karkanas¹⁵¹ S. N. Karpov³⁸ Z. M. Karpova³⁸ V. Kartvelishvili⁹⁰ A. N. Karyukhin³⁷ E. Kasimi¹⁵¹
C. Kato^{62d} J. Katzy⁴⁸ S. Kaur³⁴ K. Kawade¹³⁹ K. Kawagoe⁸⁸ T. Kawaguchi¹¹⁰ T. Kawamoto¹³⁴
G. Kawamura⁵⁵ E. F. Kay¹⁶³ F. I. Kaya¹⁵⁷ S. Kazakos¹³ V. F. Kazanin³⁷ Y. Ke¹⁴⁴ J. M. Keaveney^{33a}
R. Keeler¹⁶³ G. V. Kehris⁶¹ J. S. Keller³⁴ A. S. Kelly⁹⁵ D. Kelsey¹⁴⁵ J. J. Kempster²⁰ J. Kendrick²⁰
K. E. Kennedy⁴¹ O. Kepka¹³⁰ B. P. Kerridge¹⁶⁵ S. Kersten¹⁶⁹ B. P. Kerševan⁹² L. Keszeghova^{28a}

S. Ketabchi Haghighat¹⁵⁴ M. Khandoga¹²⁶ A. Khanov¹²⁰ A. G. Kharlamov³⁷ T. Kharlamova³⁷ E. E. Khoda¹³⁷
T. J. Khoo¹⁸ G. Khoriauli¹⁶⁴ J. Khubua^{148b} Y. A. R. Khwaira⁶⁶ M. Kiehn³⁶ A. Kilgallon¹²² E. Kim¹⁵³
Y. K. Kim³⁹ N. Kimura⁹⁵ A. Kirchhoff⁵⁵ D. Kirchmeier⁵⁰ C. Kirfel²⁴ J. Kirk¹³³ A. E. Kiryunin¹⁰⁹
T. Kishimoto¹⁵² D. P. Kisliuk¹⁵⁴ C. Kitsaki¹⁰ O. Kivernyk²⁴ M. Klassen^{63a} C. Klein³⁴ L. Klein¹⁶⁴
M. H. Klein¹⁰⁵ M. Klein⁹¹ U. Klein⁹¹ P. Klimek³⁶ A. Klimentov²⁹ F. Klimpel¹⁰⁹ T. Klingl²⁴
T. Klioutchnikova³⁶ F. F. Klitzner¹⁰⁸ P. Kluit¹¹³ S. Kluth¹⁰⁹ E. Kneringer⁷⁸ T. M. Knight¹⁵⁴ A. Knue⁵⁴
D. Kobayashi⁸⁸ R. Kobayashi⁸⁶ M. Kocian¹⁴² T. Kodama¹⁵² P. Kodyš¹³² D. M. Koeck¹⁴⁵ P. T. Koenig²⁴
T. Koffas³⁴ N. M. Köhler³⁶ M. Kolb¹³⁴ I. Koletsou⁴ T. Komarek¹²¹ K. Köneke⁵⁴ A. X. Y. Kong¹
T. Kono¹¹⁷ N. Konstantinidis⁹⁵ B. Konya⁹⁷ R. Kopeliansky⁶⁷ S. Koperny^{84a} K. Korcyl⁸⁵ K. Kordas¹⁵¹
G. Koren¹⁵⁰ A. Korn⁹⁵ S. Korn⁵⁵ I. Korolkov¹³ N. Korotkova³⁷ B. Kortman¹¹³ O. Kortner¹⁰⁹
S. Kortner¹⁰⁹ W. H. Kostecka¹¹⁴ V. V. Kostyukhin^{140,37} A. Kotsokechagia⁶⁶ A. Kotwal⁵¹ A. Koulouris³⁶
A. Kourkoumeli-Charalampidi^{72a,72b} C. Kourkoumelis⁹ E. Kourlitis⁶ O. Kovanda¹⁴⁵ R. Kowalewski¹⁶³
W. Kozanecki¹³⁴ A. S. Kozhin³⁷ V. A. Kramarenko³⁷ G. Kramberger⁹² P. Kramer⁹⁹ M. W. Krasny¹²⁶
A. Krasznahorkay³⁶ J. A. Kremer⁹⁹ J. Kretzschmar⁹¹ K. Kreul¹⁸ P. Krieger¹⁵⁴ F. Krieter¹⁰⁸
S. Krishnamurthy¹⁰² A. Krishnan^{63b} M. Krivos¹³² K. Krizka^{17a} K. Kroeninger⁴⁹ H. Kroha¹⁰⁹ J. Kroll¹³⁰
J. Kroll¹²⁷ K. S. Krowpman¹⁰⁶ U. Kruchonak³⁸ H. Krüger²⁴ N. Krumnack⁸⁰ M. C. Kruse⁵¹ J. A. Krzysiak⁸⁵
A. Kubota¹⁵³ O. Kuchinskaia³⁷ S. Kuday^{3a} D. Kuechler⁴⁸ J. T. Kuechler⁴⁸ S. Kuehn³⁶ T. Kuhl⁴⁸
V. Kukhtin³⁸ Y. Kulchitsky^{37,m} S. Kuleshov^{136d,136b} M. Kumar^{33g} N. Kumari¹⁰¹ M. Kuna⁶⁰ A. Kupco¹³⁰
T. Kupfer⁴⁹ A. Kupich³⁷ O. Kuprash⁵⁴ H. Kurashige⁸³ L. L. Kurchaninov^{155a} Y. A. Kurochkin³⁷ A. Kurova³⁷
E. S. Kuwertz³⁶ M. Kuze¹⁵³ A. K. Kvam¹³⁷ J. Kvita¹²¹ T. Kwan¹⁰³ K. W. Kwok^{64a} C. Lacasta¹⁶¹
F. Lacava^{74a,74b} H. Lacker¹⁸ D. Lacour¹²⁶ N. N. Lad⁹⁵ E. Ladygin³⁸ B. Laforge¹²⁶ T. Lagouri^{136e} S. Lai⁵⁵
I. K. Lakomic^{84a} N. Lalloue⁶⁰ J. E. Lambert¹¹⁹ S. Lammers⁶⁷ W. Lampl⁷ C. Lampoudis¹⁵¹
A. N. Lancaster¹¹⁴ E. Lançon²⁹ U. Landgraf⁵⁴ M. P. J. Landon⁹³ V. S. Lang⁵⁴ R. J. Langenberg¹⁰²
A. J. Lankford¹⁵⁸ F. Lanni²⁹ K. Lantsch²⁴ A. Lanza^{72a} A. Lapertosa^{57b,57a} J. F. Laporte¹³⁴ T. Lari^{70a}
F. Lasagni Manghi^{23b} M. Lassnig³⁶ V. Latonova¹³⁰ T. S. Lau^{64a} A. Laudrain⁹⁹ A. Laurier³⁴ S. D. Lawlor⁹⁴
Z. Lawrence¹⁰⁰ M. Lazzaroni^{70a,70b} B. Le¹⁰⁰ B. Leban⁹² A. Lebedev⁸⁰ M. LeBlanc³⁶ T. LeCompte⁶
F. Ledroit-Guillon⁶⁰ A. C. A. Lee⁹⁵ G. R. Lee¹⁶ L. Lee⁶¹ S. C. Lee¹⁴⁷ S. Lee^{47a,47b} L. L. Leeuw^{33c}
B. Lefebvre^{155a} H. P. Lefebvre⁹⁴ M. Lefebvre¹⁶³ C. Leggett^{17a} K. Lehmann¹⁴¹ G. Lehmann Miotto³⁶
W. A. Leight¹⁰² A. Leisos^{151,ac} M. A. L. Leite^{81c} C. E. Leitgeb⁴⁸ R. Leitner¹³² K. J. C. Leney⁴⁴ T. Lenz²⁴
S. Leone^{73a} C. Leonidopoulos⁵² A. Leopold¹⁴³ C. Leroy¹⁰⁷ R. Les¹⁰⁶ C. G. Lester³² M. Levchenko³⁷
J. Levêque⁴ D. Levin¹⁰⁵ L. J. Levinson¹⁶⁷ D. J. Lewis²⁰ B. Li^{14b} B. Li^{62b} C. Li^{62a} C-Q. Li^{62c,62d} H. Li^{62a}
H. Li^{62b} H. Li^{14c} H. Li^{62b} J. Li^{62c} K. Li¹³⁷ L. Li^{62c} M. Li^{14a,14d} Q. Y. Li^{62a} S. Li^{62d,62c,ad} T. Li^{62b} X. Li¹⁰³
Z. Li^{62b} Z. Li¹²⁵ Z. Li¹⁰³ Z. Li⁹¹ Z. Liang^{14a} M. Liberatore⁴⁸ B. Liberti^{75a} K. Lie^{64c} J. Lieber Marin^{81b}
H. Lin⁶⁵ K. Lin¹⁰⁶ R. A. Linck⁶⁷ R. E. Lindley⁷ J. H. Lindon² A. Linss⁴⁸ E. Lipeles¹²⁷ A. Lipniacka¹⁶
T. M. Liss^{160,ae} A. Lister¹⁶² J. D. Little⁴ B. Liu^{14a} B. X. Liu¹⁴¹ D. Liu^{62d,62c} J. B. Liu^{62a} J. K. K. Liu³²
K. Liu^{62d,62c} M. Liu^{62a} M. Y. Liu^{62a} P. Liu^{14a} Q. Liu^{62d,137,62c} X. Liu^{62a} Y. Liu⁴⁸ Y. Liu^{14c,14d} Y. L. Liu¹⁰⁵
Y. W. Liu^{62a} M. Livan^{72a,72b} J. Llorente Merino¹⁴¹ S. L. Lloyd⁹³ E. M. Lobodzinska⁴⁸ P. Loch⁷
S. Loffredo^{75a,75b} T. Lohse¹⁸ K. Lohwasser¹³⁸ M. Lokajicek¹³⁰ J. D. Long¹⁶⁰ I. Longarini^{74a,74b}
L. Longo^{69a,69b} R. Longo¹⁶⁰ I. Lopez Paz³⁶ A. Lopez Solis⁴⁸ J. Lorenz¹⁰⁸ N. Lorenzo Martinez⁴
A. M. Lory¹⁰⁸ A. Lösle⁵⁴ X. Lou^{47a,47b} X. Lou^{14a,14d} A. Lounis⁶⁶ J. Love⁶ P. A. Love⁹⁰
J. J. Lozano Bahilo¹⁶¹ G. Lu^{14a,14d} M. Lu⁷⁹ S. Lu¹²⁷ Y. J. Lu⁶⁵ H. J. Lubatti¹³⁷ C. Luci^{74a,74b}
F. L. Lucio Alves^{14c} A. Lucotte⁶⁰ F. Luehring⁶⁷ I. Luise¹⁴⁴ O. Lukianchuk⁶⁶ O. Lundberg¹⁴³
B. Lund-Jensen¹⁴³ N. A. Luongo¹²² M. S. Lutz¹⁵⁰ D. Lynn²⁹ H. Lyons⁹¹ R. Lysak¹³⁰ E. Lytken⁹⁷ F. Lyu^{14a}
V. Lyubushkin³⁸ T. Lyubushkina³⁸ H. Ma²⁹ L. L. Ma^{62b} Y. Ma⁹⁵ D. M. Mac Donell¹⁶³ G. Maccarrone⁵³
J. C. MacDonald¹³⁸ R. Madar⁴⁰ W. F. Mader⁵⁰ J. Maeda⁸³ T. Maeno²⁹ M. Maerker⁵⁰ V. Magerl⁵⁴
J. Magro^{68a,68c} D. J. Mahon⁴¹ C. Maidantchik^{81b} A. Maio^{129a,129b,129d} K. Maj^{84a} O. Majersky^{28a}
S. Majewski¹²² N. Makovec⁶⁶ V. Maksimovic¹⁵ B. Malaescu¹²⁶ Pa. Malecki⁸⁵ V. P. Maleev³⁷ F. Malek⁶⁰
D. Malito^{43b,43a} U. Mallik⁷⁹ C. Malone³² S. Maltezos¹⁰ S. Malyukov³⁸ J. Mamuzic¹¹⁹ G. Mancini⁵³
J. P. Mandalia⁹³ I. Mandić⁹² L. Manhaes de Andrade Filho^{81a} I. M. Maniatis¹⁵¹ M. Manisha¹³⁴

J. Manjarres Ramos⁵⁰ D. C. Mankad¹⁶⁷ K. H. Mankinen⁹⁷ A. Mann¹⁰⁸ A. Manousos⁷⁸ B. Mansoulie¹³⁴
 S. Manzoni³⁶ A. Marantis¹⁵¹ G. Marchiori⁵ M. Marcisovsky¹³⁰ L. Marcoccia^{75a,75b} C. Marcon⁹⁷
 M. Marinescu²⁰ M. Marjanovic¹¹⁹ Z. Marshall^{17a} S. Marti-Garcia¹⁶¹ T. A. Martin¹⁶⁵ V. J. Martin⁵²
 B. Martin dit Latour¹⁶ L. Martinelli^{74a,74b} M. Martinez^{13,w} P. Martinez Agullo¹⁶¹ V. I. Martinez Outschoorn¹⁰²
 P. Martinez Suarez¹³ S. Martin-Haugh¹³³ V. S. Martoiu^{27b} A. C. Martyniuk⁹⁵ A. Marzin³⁶ S. R. Maschek¹⁰⁹
 L. Masetti⁹⁹ T. Mashimo¹⁵² J. Masik¹⁰⁰ A. L. Maslennikov³⁷ L. Massa^{23b} P. Massarotti^{71a,71b}
 P. Mastrandrea^{73a,73b} A. Mastroberardino^{43b,43a} T. Masubuchi¹⁵² T. Mathisen¹⁵⁹ A. Matic¹⁰⁸ N. Matsuzawa¹⁵²
 J. Maurer^{27b} B. Maček⁹² D. A. Maximov³⁷ R. Mazini¹⁴⁷ I. Maznas¹⁵¹ M. Mazza¹⁰⁶ S. M. Mazza¹³⁵
 C. Mc Ginn^{29,i} J. P. Mc Gowan¹⁰³ S. P. Mc Kee¹⁰⁵ T. G. McCarthy¹⁰⁹ W. P. McCormack^{17a} E. F. McDonald¹⁰⁴
 A. E. McDougall¹¹³ J. A. Mcfayden¹⁴⁵ G. Mchedlidze^{148b} R. P. Mckenzie^{33g} D. J. Mclaughlin⁹⁵
 K. D. McLean¹⁶³ S. J. McMahon¹³³ P. C. McNamara¹⁰⁴ R. A. McPherson^{163,q} J. E. Mdhluhi^{33g} S. Meehan³⁶
 T. Megy⁴⁰ S. Mehlhase¹⁰⁸ A. Mehta⁹¹ B. Meirose⁴⁵ D. Melini¹⁴⁹ B. R. Mellado Garcia^{33g} A. H. Melo⁵⁵
 F. Meloni⁴⁸ E. D. Mendes Gouveia^{129a} A. M. Mendes Jacques Da Costa²⁰ H. Y. Meng¹⁵⁴ L. Meng⁹⁰
 S. Menke¹⁰⁹ M. Mentink³⁶ E. Meoni^{43b,43a} C. Merlassino¹²⁵ L. Merola^{71a,71b} C. Meroni^{70a} G. Merz¹⁰⁵
 O. Meshkov³⁷ J. K. R. Meshreki¹⁴⁰ J. Metcalfe⁶ A. S. Mete⁶ C. Meyer⁶⁷ J-P. Meyer¹³⁴ M. Michetti¹⁸
 R. P. Middleton¹³³ L. Mijović⁵² G. Mikenberg¹⁶⁷ M. Mikestikova¹³⁰ M. Mikuž⁹² H. Mildner¹³⁸ A. Milic¹⁵⁴
 C. D. Milke⁴⁴ D. W. Miller³⁹ L. S. Miller³⁴ A. Milov¹⁶⁷ D. A. Milstead^{47a,47b} T. Min^{14c} A. A. Minaenko³⁷
 I. A. Minashvili^{148b} L. Mince⁵⁹ A. I. Mincer¹¹⁶ B. Mindur^{84a} M. Mineev³⁸ Y. Minegishi¹⁵² Y. Mino⁸⁶
 L. M. Mir¹³ M. Miralles Lopez¹⁶¹ M. Mironova¹²⁵ T. Mitani¹⁶⁶ A. Mitra¹⁶⁵ V. A. Mitsou¹⁶¹ O. Miu¹⁵⁴
 P. S. Miyagawa⁹³ Y. Miyazaki⁸⁸ A. Mizukami⁸² J. U. Mjörnmark⁹⁷ T. Mkrtchyan^{63a} M. Mlynarikova¹¹⁴
 T. Moa^{47a,47b} S. Mobius⁵⁵ K. Mochizuki¹⁰⁷ P. Moder⁴⁸ P. Mogg¹⁰⁸ A. F. Mohammed^{14a,14d} S. Mohapatra⁴¹
 G. Mokgatitswane^{33g} B. Mondal¹⁴⁰ S. Mondal¹³¹ K. Mönig⁴⁸ E. Monnier¹⁰¹ L. Monsonis Romero¹⁶¹
 J. Montejo Berlingen³⁶ M. Montella¹¹⁸ F. Monticelli⁸⁹ N. Morange⁶⁶ A. L. Moreira De Carvalho^{129a}
 M. Moreno Llácer¹⁶¹ C. Moreno Martinez¹³ P. Morettini^{57b} S. Morgenstern¹⁶⁵ M. Morii⁶¹ M. Morinaga¹⁵²
 V. Morisbak¹²⁴ A. K. Morley³⁶ F. Morodei^{74a,74b} L. Morvaj³⁶ P. Moschovakos³⁶ B. Moser¹¹³ M. Mosidze^{148b}
 T. Moskalets⁵⁴ P. Moskvitina¹¹² J. Moss^{31,af} E. J. W. Moyses¹⁰² S. Muanza¹⁰¹ J. Mueller¹²⁸
 D. Muenstermann⁹⁰ R. Müller¹⁹ G. A. Mullier⁹⁷ J. J. Mullin¹²⁷ D. P. Mungo^{70a,70b} J. L. Munoz Martinez¹³
 F. J. Munoz Sanchez¹⁰⁰ M. Murin¹⁰⁰ W. J. Murray^{165,133} A. Murrone^{70a,70b} J. M. Muse¹¹⁹ M. Muškinja^{17a}
 C. Mwewa²⁹ A. G. Myagkov^{37,m} A. J. Myers⁸ A. A. Myers¹²⁸ G. Myers⁶⁷ M. Myska¹³¹ B. P. Nachman^{17a}
 O. Nackenhorst⁴⁹ A. Nag⁵⁰ K. Nagai¹²⁵ K. Nagano⁸² J. L. Nagle^{29,i} E. Nagy¹⁰¹ A. M. Nairz³⁶
 Y. Nakahama⁸² K. Nakamura⁸² H. Nanjo¹²³ R. Narayan⁴⁴ E. A. Narayanan¹¹¹ I. Naryshkin³⁷ M. Naseri³⁴
 C. Nass²⁴ G. Navarro^{22a} J. Navarro-Gonzalez¹⁶¹ R. Nayak¹⁵⁰ P. Y. Nechaeva³⁷ F. Nechansky⁴⁸ T. J. Neep²⁰
 A. Negri^{72a,72b} M. Negrini^{23b} C. Nellist¹¹² C. Nelson¹⁰³ K. Nelson¹⁰⁵ S. Nemecek¹³⁰ M. Nessi^{36,ag}
 M. S. Neubauer¹⁶⁰ F. Neuhaus⁹⁹ J. Neundorff⁴⁸ R. Newhouse¹⁶² P. R. Newman²⁰ C. W. Ng¹²⁸ Y. S. Ng¹⁸
 Y. W. Y. Ng¹⁵⁸ B. Ngair^{35e} H. D. N. Nguyen¹⁰⁷ R. B. Nickerson¹²⁵ R. Nicolaidou¹³⁴ J. Nielsen¹³⁵
 M. Niemeyer⁵⁵ N. Nikiforou³⁶ V. Nikolaenko^{37,m} I. Nikolic-Audit¹²⁶ K. Nikolopoulos²⁰ P. Nilsson²⁹
 H. R. Nindhito⁵⁶ A. Nisati^{74a} N. Nishu² R. Nisius¹⁰⁹ J-E. Nitschke⁵⁰ E. K. Nkadimeng^{33g}
 S. J. Noacco Rosende⁸⁹ T. Nobe¹⁵² D. L. Noel³² Y. Noguchi⁸⁶ M. A. Nomura²⁹ M. B. Norfolk¹³⁸
 R. R. B. Norisam⁹⁵ B. J. Norman³⁴ J. Novak⁹² T. Novak⁴⁸ O. Novgorodova⁵⁰ L. Novotny¹³¹ R. Novotny¹¹¹
 L. Nozka¹²¹ K. Ntekas¹⁵⁸ E. Nurse⁹⁵ F. G. Oakham^{34,e} J. Ocariz¹²⁶ A. Ochi⁸³ I. Ochoa^{129a} S. Oda⁸⁸
 S. Oerdek¹⁵⁹ A. Ogrodnik^{84a} A. Oh¹⁰⁰ C. C. Ohm¹⁴³ H. Oide¹⁵³ R. Oishi¹⁵² M. L. Ojeda⁴⁸ Y. Okazaki⁸⁶
 M. W. O'Keefe⁹¹ Y. Okumura¹⁵² A. Olariu^{27b} L. F. Oleiro Seabra^{129a} S. A. Olivares Pino^{136e}
 D. Oliveira Damazio²⁹ D. Oliveira Goncalves^{81a} J. L. Oliver¹⁵⁸ M. J. R. Olsson¹⁵⁸ A. Olszewski⁸⁵
 J. Olszowska^{85,a} Ö. O. Öncel⁵⁴ D. C. O'Neil¹⁴¹ A. P. O'Neill¹⁹ A. Onofre^{129a,129e} P. U. E. Onyisi¹¹
 M. J. Oreglia³⁹ G. E. Orellana⁸⁹ D. Orestano^{76a,76b} N. Orlando¹³ R. S. Orr¹⁵⁴ V. O'Shea⁵⁹ R. Ospanov^{62a}
 G. Otero y Garzon³⁰ H. Otono⁸⁸ P. S. Ott^{63a} G. J. Ottino^{17a} M. Ouchrif^{35d} J. Ouellette^{29,i} F. Ould-Saada¹²⁴
 M. Owen⁵⁹ R. E. Owen¹³³ K. Y. Oyulmaz^{21a} V. E. Ozcan^{21a} N. Ozturk⁸ S. Ozturk^{21d} J. Pacalt¹²¹
 H. A. Pacey³² K. Pachal⁵¹ A. Pacheco Pages¹³ C. Padilla Aranda¹³ G. Padovano^{74a,74b} S. Pagan Griso^{17a}
 G. Palacino⁶⁷ A. Palazzo^{69a,69b} S. Palazzo⁵² S. Palestini³⁶ M. Palka^{84b} J. Pan¹⁷⁰ D. K. Panchal¹¹

C. E. Pandini¹¹³ J. G. Panduro Vazquez⁹⁴ P. Pani⁴⁸ G. Panizzo^{68a,68c} L. Paolozzi⁵⁶ C. Papadatos¹⁰⁷
S. Parajuli⁴⁴ A. Paramonov⁶ C. Paraskevopoulos¹⁰ D. Paredes Hernandez^{64b} T. H. Park¹⁵⁴ M. A. Parker³²
F. Parodi^{57b,57a} E. W. Parrish¹¹⁴ V. A. Parrish⁵² J. A. Parsons⁴¹ U. Parzefall⁵⁴ B. Pascual Dias¹⁰⁷
L. Pascual Dominguez¹⁵⁰ V. R. Pascuzzi^{17a} F. Pasquali¹¹³ E. Pasqualucci^{74a} S. Passaggio^{57b} F. Pastore⁹⁴
P. Pasuwan^{47a,47b} J. R. Pater¹⁰⁰ J. Patton⁹¹ T. Pauly³⁶ J. Pearkes¹⁴² M. Pedersen¹²⁴ R. Pedro^{129a}
S. V. Peleganchuk³⁷ O. Penc¹³⁰ C. Peng^{64b} H. Peng^{62a} M. Penzin³⁷ B. S. Peralva^{81a} A. P. Pereira Peixoto⁶⁰
L. Pereira Sanchez^{47a,47b} D. V. Perepelitsa^{29,i} E. Perez Codina^{155a} M. Perganti¹⁰ L. Perini^{70a,70b,a}
H. Pernegger³⁶ S. Perrella³⁶ A. Perrevoort¹¹² O. Perrin⁴⁰ K. Peters⁴⁸ R. F. Y. Peters¹⁰⁰ B. A. Petersen³⁶
T. C. Petersen⁴² E. Petit¹⁰¹ V. Petousis¹³¹ C. Petridou¹⁵¹ A. Petrukhin¹⁴⁰ M. Pettee^{17a} N. E. Pettersson³⁶
A. Petukhov³⁷ K. Petukhova¹³² A. Peyaud¹³⁴ R. Pezoa^{136f} L. Pezzotti³⁶ G. Pezzullo¹⁷⁰ T. Pham¹⁰⁴
P. W. Phillips¹³³ M. W. Phipps¹⁶⁰ G. Piacquadio¹⁴⁴ E. Pianori^{17a} F. Piazza^{70a,70b} R. Piegai³⁰ D. Pietreanu^{27b}
A. D. Pilkington¹⁰⁰ M. Pinamonti^{68a,68c} J. L. Pinfold² C. Pitman Donaldson⁹⁵ D. A. Pizzi³⁴ L. Pizzimento^{75a,75b}
A. Pizzini¹¹³ M.-A. Pleier²⁹ V. Plesanovs⁵⁴ V. Pleskot¹³² E. Plotnikova³⁸ G. Poddar⁴ R. Poettgen⁹⁷
R. Poggi⁵⁶ L. Poggioli¹²⁶ I. Pogrebnyak¹⁰⁶ D. Pohl²⁴ I. Pokharel⁵⁵ S. Polacek¹³² G. Polesello^{72a}
A. Poley^{141,155a} R. Polifka¹³¹ A. Polini^{23b} C. S. Pollard¹²⁵ Z. B. Pollock¹¹⁸ V. Polychronakos²⁹
D. Ponomarenko³⁷ L. Pontecorvo³⁶ S. Popa^{27a} G. A. Popeneciu^{27d} D. M. Portillo Quintero^{155a} S. Pospisil¹³¹
P. Postolache^{27c} K. Potamianos¹²⁵ I. N. Potrap³⁸ C. J. Potter³² H. Potti¹ T. Poulsen⁴⁸ J. Poveda¹⁶¹
G. Pownall⁴⁸ M. E. Pozo Astigarraga³⁶ A. Prades Ibanez¹⁶¹ M. M. Prapa⁴⁶ D. Price¹⁰⁰ M. Primavera^{69a}
M. A. Principe Martin⁹⁸ M. L. Proffitt¹³⁷ N. Proklova³⁷ K. Prokofiev^{64c} G. Proto^{75a,75b} S. Protopopescu²⁹
J. Proudfoot⁶ M. Przybycien^{84a} J. E. Puddefoot¹³⁸ D. Pudzha³⁷ P. Puzo⁶⁶ D. Pyatiizbyantseva³⁷ J. Qian¹⁰⁵
Y. Qin¹⁰⁰ T. Qiu⁹³ A. Quadt⁵⁵ M. Queitsch-Maitland²⁴ G. Rabanal Bolanos⁶¹ D. Rafanoharana⁵⁴
F. Ragusa^{70a,70b} J. L. Rainbolt³⁹ J. A. Raine⁵⁶ S. Rajagopalan²⁹ E. Ramakoti³⁷ K. Ran^{14a,14d} V. Raskina¹²⁶
D. F. Rassloff^{63a} S. Rave⁹⁹ B. Ravina⁵⁹ I. Ravinovich¹⁶⁷ M. Raymond³⁶ A. L. Read¹²⁴ N. P. Readioff¹³⁸
D. M. Rebuffi^{72a,72b} G. Redlinger²⁹ K. Reeves⁴⁵ J. A. Reidelsturz¹⁶⁹ D. Reikher¹⁵⁰ A. Reiss⁹⁹ A. Rej¹⁴⁰
C. Rembser³⁶ A. Renardi⁴⁸ M. Renda^{27b} M. B. Rendel¹⁰⁹ A. G. Rennie⁵⁹ S. Resconi^{70a} M. Ressegotti^{57b,57a}
E. D. Resseguie^{17a} S. Rettie⁹⁵ B. Reynolds¹¹⁸ E. Reynolds^{17a} M. Rezaei Estabragh¹⁶⁹ O. L. Rezanova³⁷
P. Reznicek¹³² E. Ricci^{77a,77b} R. Richter¹⁰⁹ S. Richter^{47a,47b} E. Richter-Was^{84b} M. Ridel¹²⁶ P. Rieck¹¹⁶
P. Riedler³⁶ M. Rijssenbeek¹⁴⁴ A. Rimoldi^{72a,72b} M. Rimoldi⁴⁸ L. Rinaldi^{23b,23a} T. T. Rinn¹⁶⁰
M. P. Rinnagel¹⁰⁸ G. Ripellino¹⁴³ I. Riu¹³ P. Rivadeneira⁴⁸ J. C. Rivera Vergara¹⁶³ F. Rizatdinova¹²⁰
E. Rizvi⁹³ C. Rizzi⁵⁶ B. A. Roberts¹⁶⁵ B. R. Roberts^{17a} S. H. Robertson^{103,q} M. Robin⁴⁸ D. Robinson³²
C. M. Robles Gajardo^{136f} M. Robles Manzano⁹⁹ A. Robson⁵⁹ A. Rocchi^{75a,75b} C. Roda^{73a,73b}
S. Rodriguez Bosca^{63a} Y. Rodriguez Garcia^{22a} A. Rodriguez Rodriguez⁵⁴ A. M. Rodriguez Vera^{155b} S. Roe³⁶
J. T. Roemer¹⁵⁸ A. R. Roepe-Gier¹¹⁹ J. Roggel¹⁶⁹ O. Røhne¹²⁴ R. A. Rojas¹⁶³ B. Roland⁵⁴ C. P. A. Roland⁶⁷
J. Roloff²⁹ A. Romaniouk³⁷ M. Romano^{23b} A. C. Romero Hernandez¹⁶⁰ N. Rompotis⁹¹ L. Roos¹²⁶
S. Rosati^{74a} B. J. Rosser³⁹ E. Rossi⁴ E. Rossi^{71a,71b} L. P. Rossi^{57b} L. Rossini⁴⁸ R. Rosten¹¹⁸ M. Rotaru^{27b}
B. Rottler⁵⁴ D. Rousseau⁶⁶ D. Rousso³² G. Rovelli^{72a,72b} A. Roy¹⁶⁰ A. Rozanov¹⁰¹ Y. Rozen¹⁴⁹
X. Ruan^{33g} A. Rubio Jimenez¹⁶¹ A. J. Ruby⁹¹ T. A. Ruggeri¹ F. Rühr⁵⁴ A. Ruiz-Martinez¹⁶¹ A. Rummler³⁶
Z. Rurikova⁵⁴ N. A. Rusakovich³⁸ H. L. Russell¹⁶³ J. P. Rutherford⁷ E. M. Rüttinger¹³⁸ K. Rybacki⁹⁰
M. Rybar¹³² E. B. Rye¹²⁴ A. Ryzhov³⁷ J. A. Sabater Iglesias⁵⁶ P. Sabatini¹⁶¹ L. Sabetta^{74a,74b}
H. F.-W. Sadrozinski¹³⁵ F. Safai Tehrani^{74a} B. Safarzadeh Samani¹⁴⁵ M. Safdari¹⁴² S. Saha¹⁰³ M. Sahinsoy¹⁰⁹
M. Saimpert¹³⁴ M. Saito¹⁵² T. Saito¹⁵² D. Salamani³⁶ G. Salamanna^{76a,76b} A. Salnikov¹⁴² J. Salt¹⁶¹
A. Salvador Salas¹³ D. Salvatore^{43b,43a} F. Salvatore¹⁴⁵ A. Salzburger³⁶ D. Sammel⁵⁴ D. Sampsonidis¹⁵¹
D. Sampsonidou^{62d,62c} J. Sánchez¹⁶¹ A. Sanchez Pineda⁴ V. Sanchez Sebastian¹⁶¹ H. Sandaker¹²⁴
C. O. Sander⁴⁸ J. A. Sandesara¹⁰² M. Sandhoff¹⁶⁹ C. Sandoval^{22b} D. P. C. Sankey¹³³ A. Sansoni⁵³
C. Santoni⁴⁰ H. Santos^{129a,129b} S. N. Santpur^{17a} A. Santra¹⁶⁷ K. A. Saoucha¹³⁸ J. G. Saraiva^{129a,129d}
J. Sardain¹⁰¹ O. Sasaki⁸² K. Sato¹⁵⁶ C. Sauer^{63b} F. Sauerburger⁵⁴ E. Sauvan⁴ P. Savard^{154,e} R. Sawada¹⁵²
C. Sawyer¹³³ L. Sawyer⁹⁶ I. Sayago Galvan¹⁶¹ C. Sbarra^{23b} A. Sbrizzi^{23b,23a} T. Scanlon⁹⁵ J. Schaarschmidt¹³⁷
P. Schacht¹⁰⁹ D. Schaefer³⁹ U. Schäfer⁹⁹ A. C. Schaffer⁶⁶ D. Schaile¹⁰⁸ R. D. Schamberger¹⁴⁴ E. Schanet¹⁰⁸
C. Scharf¹⁸ V. A. Schegelsky³⁷ D. Scheirich¹³² F. Schenck¹⁸ M. Schernau¹⁵⁸ C. Scheulen⁵⁵ C. Schiavi^{57b,57a}

Z. M. Schillaci²⁶ E. J. Schioppa^{69a,69b} M. Schioppa^{43b,43a} B. Schlag⁹⁹ K. E. Schleicher⁵⁴ S. Schlenker³⁶ K. Schmieden⁹⁹ C. Schmitt⁹⁹ S. Schmitt⁴⁸ L. Schoeffel¹³⁴ A. Schoening^{63b} P. G. Scholer⁵⁴ E. Schopf¹²⁵ M. Schott⁹⁹ J. Schovancova³⁶ S. Schramm⁵⁶ F. Schroeder¹⁶⁹ H-C. Schultz-Coulon^{63a} M. Schumacher⁵⁴ B. A. Schumm¹³⁵ Ph. Schune¹³⁴ A. Schwartzman¹⁴² T. A. Schwarz¹⁰⁵ Ph. Schwemling¹³⁴ R. Schwienhorst¹⁰⁶ A. Sciandra¹³⁵ G. Sciolla²⁶ F. Scuri^{73a} F. Scutti¹⁰⁴ C. D. Sebastiani⁹¹ K. Sedlaczek⁴⁹ P. Seema¹⁸ S. C. Seidel¹¹¹ A. Seiden¹³⁵ B. D. Seidlitz⁴¹ T. Seiss³⁹ C. Seitz⁴⁸ J. M. Seixas^{81b} G. Sekhniaidze^{71a} S. J. Sekula⁴⁴ L. Selem⁴ N. Semprini-Cesari^{23b,23a} S. Sen⁵¹ V. Senthilkumar¹⁶¹ L. Serin⁶⁶ L. Serkin^{68a,68b} M. Sessa^{76a,76b} H. Severini¹¹⁹ S. Sevova¹⁴² F. Sforza^{57b,57a} A. Sfyrta⁵⁶ E. Shabalina⁵⁵ R. Shaheen¹⁴³ J. D. Shahinian¹²⁷ N. W. Shaikh^{47a,47b} D. Shaked Renous¹⁶⁷ L. Y. Shan^{14a} M. Shapiro^{17a} A. Sharma³⁶ A. S. Sharma¹⁶² P. Sharma⁷⁹ S. Sharma⁴⁸ P. B. Shatalov³⁷ K. Shaw¹⁴⁵ S. M. Shaw¹⁰⁰ P. Sherwood⁹⁵ L. Shi⁹⁵ C. O. Shimmin¹⁷⁰ Y. Shimogama¹⁶⁶ J. D. Shinner⁹⁴ I. P. J. Shipsey¹²⁵ S. Shirabe⁶⁰ M. Shiyakova³⁸ J. Shlomi¹⁶⁷ M. J. Shochet³⁹ J. Shojaii¹⁰⁴ D. R. Shope¹⁴³ S. Shrestha¹¹⁸ E. M. Shrif^{33g} M. J. Shroff¹⁶³ P. Sicho¹³⁰ A. M. Sickles¹⁶⁰ E. Sideras Haddad^{33g} O. Sidiropoulou³⁶ A. Sidoti^{23b} F. Siegert⁵⁰ Dj. Sijacki¹⁵ R. Sikora^{84a} F. Sili⁸⁹ J. M. Silva²⁰ M. V. Silva Oliveira³⁶ S. B. Silverstein^{47a} S. Simion⁶⁶ R. Simoniello³⁶ E. L. Simpson⁵⁹ N. D. Simpson⁹⁷ S. Simsek^{21d} S. Sindhu⁵⁵ P. Sinervo¹⁵⁴ V. Sinetckii³⁷ S. Singh¹⁴¹ S. Singh¹⁵⁴ S. Sinha⁴⁸ S. Sinha^{33g} M. Sioli^{23b,23a} I. Siral¹²² S. Yu. Sivoklokov^{37a} J. Sjölin^{47a,47b} A. Skaf⁵⁵ E. Skorda⁹⁷ P. Skubic¹¹⁹ M. Slawinska⁸⁵ V. Smakhtin¹⁶⁷ B. H. Smart¹³³ J. Smiesko¹³² S. Yu. Smirnov³⁷ Y. Smirnov³⁷ L. N. Smirnova^{37,m} O. Smirnova⁹⁷ E. A. Smith³⁹ H. A. Smith¹²⁵ J. L. Smith⁹¹ R. Smith¹⁴² M. Smizanska⁹⁰ K. Smolek¹³¹ A. Smykiewicz⁸⁵ A. A. Snesarev³⁷ H. L. Snoek¹¹³ S. Snyder²⁹ R. Sobie^{163,q} A. Soffer¹⁵⁰ C. A. Solans Sanchez³⁶ E. Yu. Soldatov³⁷ U. Soldevila¹⁶¹ A. A. Solodkov³⁷ S. Solomon⁵⁴ A. Soloshenko³⁸ K. Solovieva⁵⁴ O. V. Solovyanov³⁷ V. Solovyev³⁷ P. Sommer¹³⁸ A. Sonay¹³ W. Y. Song^{155b} A. Sopczak¹³¹ A. L. Sopio⁹⁵ F. Sopkova^{28b} V. Sothilingam^{63a} S. Sottocornola^{72a,72b} R. Soualah^{115c} Z. Soumami^{35e} D. South⁴⁸ S. Spagnolo^{69a,69b} M. Spalla¹⁰⁹ F. Spanò⁹⁴ D. Sperlich⁵⁴ G. Spigo³⁶ M. Spina¹⁴⁵ S. Spinali⁹⁰ D. P. Spiteri⁵⁹ M. Spousta¹³² E. J. Staats³⁴ A. Stabile^{70a,70b} R. Stamen^{63a} M. Stamenkovic¹¹³ A. Stampekis²⁰ M. Standke²⁴ E. Stanecka⁸⁵ B. Stanislaus^{17a} M. M. Stanitzki⁴⁸ M. Stankaityte¹²⁵ B. Stapf⁴⁸ E. A. Starchenko³⁷ G. H. Stark¹³⁵ J. Stark¹⁰¹ D. M. Starko^{155b} P. Staroba¹³⁰ P. Starovoitov^{63a} S. Stärz¹⁰³ R. Staszewski⁸⁵ G. Stavropoulos⁴⁶ J. Steentoft¹⁵⁹ P. Steinberg²⁹ A. L. Steinhebel¹²² B. Stelzer^{141,155a} H. J. Stelzer¹²⁸ O. Stelzer-Chilton^{155a} H. Stenzel⁵⁸ T. J. Stevenson¹⁴⁵ G. A. Stewart³⁶ M. C. Stockton³⁶ G. Stoicea^{27b} M. Stolarski^{129a} S. Stonjek¹⁰⁹ A. Straessner⁵⁰ J. Strandberg¹⁴³ S. Strandberg^{47a,47b} M. Strauss¹¹⁹ T. Streblor¹⁰¹ P. Strizenec^{28b} R. Ströhmer¹⁶⁴ D. M. Strom¹²² L. R. Strom⁴⁸ R. Stroynowski⁴⁴ A. Strubig^{47a,47b} S. A. Stucci²⁹ B. Stugu¹⁶ J. Stupak¹¹⁹ N. A. Styles⁴⁸ D. Su¹⁴² S. Su^{62a} W. Su^{62d,137,62c} X. Su^{62a,66} K. Sugizaki¹⁵² V. V. Sulin³⁷ M. J. Sullivan⁹¹ D. M. S. Sultan^{77a,77b} L. Sultanaliyeva³⁷ S. Sultansoy^{3b} T. Sumida⁸⁶ S. Sun¹⁰⁵ S. Sun¹⁶⁸ O. Sunneborn Gudnadottir¹⁵⁹ M. R. Sutton¹⁴⁵ M. Svatos¹³⁰ M. Swiatlowski^{155a} T. Swirski¹⁶⁴ I. Sykora^{28a} M. Sykora¹³² T. Sykora¹³² D. Ta⁹⁹ K. Tackmann^{48,ah} A. Taffard¹⁵⁸ R. Tafirout^{155a} J. S. Tafoya Vargas⁶⁶ R. H. M. Taibah¹²⁶ R. Takashima⁸⁷ K. Takeda⁸³ E. P. Takeva⁵² Y. Takubo⁸² M. Talby¹⁰¹ A. A. Talyshev³⁷ K. C. Tam^{64b} N. M. Tamir¹⁵⁰ A. Tanaka¹⁵² J. Tanaka¹⁵² R. Tanaka⁶⁶ M. Tanasini^{57b,57a} J. Tang^{62c} Z. Tao¹⁶² S. Tapia Araya⁸⁰ S. Tapprogge⁹⁹ A. Tarek Abouelfadl Mohamed¹⁰⁶ S. Tarem¹⁴⁹ K. Tariq^{62b} G. Tarna^{27b} G. F. Tartarelli^{70a} P. Tas¹³² M. Tasevsky¹³⁰ E. Tassi^{43b,43a} A. C. Tate¹⁶⁰ G. Tateno¹⁵² Y. Tayalati^{35e} G. N. Taylor¹⁰⁴ W. Taylor^{155b} H. Teagle⁹¹ A. S. Tec¹⁶⁸ R. Teixeira De Lima¹⁴² P. Teixeira-Dias⁹⁴ J. J. Teoh¹⁵⁴ K. Terashi¹⁵² J. Terron⁹⁸ S. Terzo¹³ M. Testa⁵³ R. J. Teuscher^{154,q} N. Themistokleous⁵² T. Thevenaux-Pelzer¹⁸ O. Thielmann¹⁶⁹ D. W. Thomas⁹⁴ J. P. Thomas²⁰ E. A. Thompson⁴⁸ P. D. Thompson²⁰ E. Thomson¹²⁷ E. J. Thorpe⁹³ Y. Tian⁵⁵ V. Tikhomirov^{37,m} Yu. A. Tikhonov³⁷ S. Timoshenko³⁷ E. X. L. Ting¹ P. Tipton¹⁷⁰ S. Tisserant¹⁰¹ S. H. Tlou^{33g} A. Tnourji⁴⁰ K. Todome^{23b,23a} S. Todorova-Nova¹³² S. Todt⁵⁰ M. Togawa⁸² J. Tojo⁸⁸ S. Tokár^{28a} K. Tokushuku⁸² R. Tombs³² M. Tomoto^{82,110} L. Tompkins¹⁴² P. Tornambe¹⁰² E. Torrence¹²² H. Torres⁵⁰ E. Torrò Pastor¹⁶¹ M. Toscani³⁰ C. Tosciri³⁹ D. R. Tovey¹³⁸ A. Traeet¹⁶ I. S. Trandafir^{27b} T. Trefzger¹⁶⁴ A. Tricoli²⁹ I. M. Trigger^{155a} S. Trincaz-Duvold¹²⁶ D. A. Trischuk¹⁶² B. Trocmé⁶⁰ A. Trofymov⁶⁶ C. Troncon^{70a} L. Truong^{33c} M. Trzebinski⁸⁵ A. Trzupek⁸⁵ F. Tsai¹⁴⁴ M. Tsai¹⁰⁵ A. Tsiamis¹⁵¹ P. V. Tsiarehsha³⁷ A. Tsirigotis^{151,ac} V. Tsiskaridze¹⁴⁴ E. G. Tskhadadze^{148a}

M. Tsopoulou¹⁵¹ Y. Tsujikawa⁸⁶ I. I. Tsukerman³⁷ V. Tsulaia^{17a} S. Tsuno⁸² O. Tsur¹⁴⁹ D. Tsybychev¹⁴⁴
 Y. Tu^{64b} A. Tudorache^{27b} V. Tudorache^{27b} A. N. Tuna³⁶ S. Turchikhin³⁸ I. Turk Cakir^{3a} R. Turra^{70a}
 P. M. Tuts⁴¹ S. Tzamarias¹⁵¹ P. Tzannis¹⁰ E. Tzovara⁹⁹ K. Uchida¹⁵² F. Ukegawa¹⁵⁶ P. A. Ulloa Poblete^{136c}
 G. Unal³⁶ M. Unal¹¹ A. Undrus²⁹ G. Unel¹⁵⁸ K. Uno¹⁵² J. Urban^{28b} P. Urquijo¹⁰⁴ G. Usai⁸
 R. Ushioda¹⁵³ M. Usman¹⁰⁷ Z. Uysal^{21b} V. Vacek¹³¹ B. Vachon¹⁰³ K. O. H. Vadla¹²⁴ T. Vafeiadis³⁶
 C. Valderanis¹⁰⁸ E. Valdes Santurio^{47a,47b} M. Valente^{155a} S. Valentinetti^{23b,23a} A. Valero¹⁶¹ A. Vallier¹⁰¹
 J. A. Valls Ferrer¹⁶¹ T. R. Van Daalen¹³⁷ P. Van Gemmeren⁶ S. Van Stroud⁹⁵ I. Van Vulpen¹¹³
 M. Vanadia^{75a,75b} W. Vandelli³⁶ M. Vandenbroucke¹³⁴ E. R. Vandewall¹²⁰ D. Vannicola¹⁵⁰ L. Vannoli^{57b,57a}
 R. Vari^{74a} E. W. Varnes⁷ C. Varni^{17a} T. Varol¹⁴⁷ D. Varouchas⁶⁶ L. Varriale¹⁶¹ K. E. Varvell¹⁴⁶
 M. E. Vasile^{27b} L. Vaslin⁴⁰ G. A. Vasquez¹⁶³ F. Vazeille⁴⁰ D. Vazquez Furelos¹³ T. Vazquez Schroeder³⁶
 J. Veatch³¹ V. Vecchio¹⁰⁰ M. J. Veen¹¹³ I. Velisek¹²⁵ L. M. Veloce¹⁵⁴ F. Veloso^{129a,129c} S. Veneziano^{74a}
 A. Ventura^{69a,69b} A. Verbytskyi¹⁰⁹ M. Verducci^{73a,73b} C. Vergis²⁴ M. Verissimo De Araujo^{81b} W. Verkerke¹¹³
 J. C. Vermeulen¹¹³ C. Vernieri¹⁴² P. J. Verschuur⁹⁴ M. Vessella¹⁰² M. L. Vesterbacka¹¹⁶ M. C. Vetterli^{141,e}
 A. Vgenopoulos¹⁵¹ N. Viaux Maira^{136f} T. Vickey¹³⁸ O. E. Vickey Boeriu¹³⁸ G. H. A. Viehhauser¹²⁵
 L. Vigani^{63b} M. Villa^{23b,23a} M. Villaplana Perez¹⁶¹ E. M. Villhauer⁵² E. Vilucchi⁵³ M. G. Vincter³⁴
 G. S. Virdee²⁰ A. Vishwakarma⁵² C. Vittori^{23b,23a} I. Vivarelli¹⁴⁵ V. Vladimirov¹⁶⁵ E. Voevodina¹⁰⁹ F. Vogel¹⁰⁸
 P. Vokac¹³¹ J. Von Ahnen⁴⁸ E. Von Toerne²⁴ B. Vormwald³⁶ V. Vorobel¹³² K. Vorobev³⁷ M. Vos¹⁶¹
 J. H. Vosseveld⁹¹ M. Vozak¹¹³ L. Vozdecky⁹³ N. Vranjes¹⁵ M. Vranjes Milosavljevic¹⁵ M. Vreeswijk¹¹³
 R. Vuillermet³⁶ O. Vujanovic⁹⁹ I. Vukotic³⁹ S. Wada¹⁵⁶ C. Wagner¹⁰² W. Wagner¹⁶⁹ S. Wahdan¹⁶⁹
 H. Wahlberg⁸⁹ R. Wakasa¹⁵⁶ M. Wakida¹¹⁰ V. M. Walbrecht¹⁰⁹ J. Walder¹³³ R. Walker¹⁰⁸ W. Walkowiak¹⁴⁰
 A. M. Wang⁶¹ A. Z. Wang¹⁶⁸ C. Wang^{62a} C. Wang^{62c} H. Wang^{17a} J. Wang^{64a} P. Wang⁴⁴ R.-J. Wang⁹⁹
 R. Wang⁶¹ R. Wang⁶ S. M. Wang¹⁴⁷ S. Wang^{62b} T. Wang^{62a} W. T. Wang⁷⁹ W. X. Wang^{62a} X. Wang^{14c}
 X. Wang¹⁶⁰ X. Wang^{62c} Y. Wang^{62d} Y. Wang^{14c} Z. Wang¹⁰⁵ Z. Wang^{62d,51,62c} Z. Wang¹⁰⁵ A. Warburton¹⁰³
 R. J. Ward²⁰ N. Warrack⁵⁹ A. T. Watson²⁰ M. F. Watson²⁰ G. Watts¹³⁷ B. M. Waugh⁹⁵ A. F. Webb¹¹
 C. Weber²⁹ M. S. Weber¹⁹ S. A. Weber³⁴ S. M. Weber^{63a} C. Wei^{62a} Y. Wei¹²⁵ A. R. Weidberg¹²⁵
 J. Weingarten⁴⁹ M. Weirich⁹⁹ C. Weiser⁵⁴ C. J. Wells⁴⁸ T. Wenaus²⁹ B. Wendland⁴⁹ T. Wengler³⁶
 N. S. Wenke¹⁰⁹ N. Wermes²⁴ M. Wessels^{63a} K. Whalen¹²² A. M. Wharton⁹⁰ A. S. White⁶¹ A. White⁸
 M. J. White¹ D. Whiteson¹⁵⁸ L. Wickremasinghe¹²³ W. Wiedenmann¹⁶⁸ C. Wiel⁵⁰ M. Wielers¹³³
 N. Wieseotte⁹⁹ C. Wiglesworth⁴² L. A. M. Wiik-Fuchs⁵⁴ D. J. Wilbern¹¹⁹ H. G. Wilkens³⁶ D. M. Williams⁴¹
 H. H. Williams¹²⁷ S. Williams³² S. Willocq¹⁰² P. J. Windischhofer¹²⁵ F. Winklmeier¹²² B. T. Winter⁵⁴
 M. Wittgen¹⁴² M. Wobisch⁹⁶ A. Wolf⁹⁹ R. Wölker¹²⁵ J. Wollrath¹⁵⁸ M. W. Wolter⁸⁵ H. Wolters^{129a,129c}
 V. W. S. Wong¹⁶² A. F. Wongel⁴⁸ S. D. Worm⁴⁸ B. K. Wosiek⁸⁵ K. W. Woźniak⁸⁵ K. Wraight⁵⁹ J. Wu^{14a,14d}
 M. Wu^{64a} S. L. Wu¹⁶⁸ X. Wu⁵⁶ Y. Wu^{62a} Z. Wu^{134,62a} J. Wuerzinger¹²⁵ T. R. Wyatt¹⁰⁰ B. M. Wynne⁵²
 S. Xella⁴² L. Xia^{14c} M. Xia^{14b} J. Xiang^{64c} X. Xiao¹⁰⁵ M. Xie^{62a} X. Xie^{62a} I. Xiotidis¹⁴⁵ D. Xu^{14a} H. Xu^{62a}
 H. Xu^{62a} L. Xu^{62a} R. Xu¹²⁷ T. Xu^{62a} W. Xu¹⁰⁵ Y. Xu^{14b} Z. Xu^{62b} Z. Xu¹⁴² B. Yabsley¹⁴⁶ S. Yacoob^{33a}
 N. Yamaguchi⁸⁸ Y. Yamaguchi¹⁵³ H. Yamauchi¹⁵⁶ T. Yamazaki^{17a} Y. Yamazaki⁸³ J. Yan^{62c} S. Yan¹²⁵
 Z. Yan²⁵ H. J. Yang^{62c,62d} H. T. Yang^{17a} S. Yang^{62a} T. Yang^{64c} X. Yang^{62a} X. Yang^{14a} Y. Yang⁴⁴
 Z. Yang^{62a,105} W.-M. Yao^{17a} Y. C. Yap⁴⁸ H. Ye^{14c} J. Ye⁴⁴ S. Ye²⁹ X. Ye^{62a} I. Yeletsikh³⁸ M. R. Yexley⁹⁰
 P. Yin⁴¹ K. Yorita¹⁶⁶ C. J. S. Young⁵⁴ C. Young¹⁴² M. Yuan¹⁰⁵ R. Yuan^{62b,ai} X. Yue^{63a} M. Zaazoua^{35e}
 B. Zabinski⁸⁵ E. Zaid⁵² T. Zakareishvili^{148b} N. Zakharchuk³⁴ S. Zambito⁵⁶ J. Zang¹⁵² D. Zanzi⁵⁴
 O. Zaplatilek¹³¹ S. V. Zeiřner⁴⁹ C. Zeitnitz¹⁶⁹ J. C. Zeng¹⁶⁰ D. T. Zenger Jr.²⁶ O. Zenin³⁷ T. Ženiř^{28a}
 S. Zenz⁹³ S. Zerradi^{35a} D. Zerwas⁶⁶ B. Zhang^{14c} D. F. Zhang¹³⁸ G. Zhang^{14b} J. Zhang⁶ K. Zhang^{14a,14d}
 L. Zhang^{14c} R. Zhang¹⁶⁸ S. Zhang¹⁰⁵ T. Zhang¹⁵² X. Zhang^{62c} X. Zhang^{62b} Z. Zhang⁶⁶ H. Zhao¹³⁷
 P. Zhao⁵¹ T. Zhao^{62b} Y. Zhao¹³⁵ Z. Zhao^{62a} A. Zhemchugov³⁸ Z. Zheng¹⁴² D. Zhong¹⁶⁰ B. Zhou¹⁰⁵
 C. Zhou¹⁶⁸ H. Zhou⁷ N. Zhou^{62c} Y. Zhou⁷ C. G. Zhu^{62b} C. Zhu^{14a,14d} H. L. Zhu^{62a} H. Zhu^{14a} J. Zhu¹⁰⁵
 Y. Zhu^{62a} X. Zhuang^{14a} K. Zhukov³⁷ V. Zhulanov³⁷ N. I. Zimine³⁸ J. Zinsser^{63b} M. Ziolkowski¹⁴⁰
 L. Živković¹⁵ A. Zoccoli^{23b,23a} K. Zoch⁵⁶ T. G. Zorbass¹³⁸ O. Zormpa⁴⁶ W. Zou⁴¹ and L. Zwalinski³⁶

(ATLAS Collaboration)

- ¹*Department of Physics, University of Adelaide, Adelaide, Australia*
- ²*Department of Physics, University of Alberta, Edmonton, Alberta, Canada*
- ^{3a}*Department of Physics, Ankara University, Ankara, Türkiye*
- ^{3b}*Division of Physics, TOBB University of Economics and Technology, Ankara, Türkiye*
- ⁴*LAPP, Univ. Savoie Mont Blanc, CNRS/IN2P3, Annecy, France*
- ⁵*APC, Université Paris Cité, CNRS/IN2P3, Paris, France*
- ⁶*High Energy Physics Division, Argonne National Laboratory, Argonne, Illinois, USA*
- ⁷*Department of Physics, University of Arizona, Tucson, Arizona, USA*
- ⁸*Department of Physics, University of Texas at Arlington, Arlington, Texas, USA*
- ⁹*Physics Department, National and Kapodistrian University of Athens, Athens, Greece*
- ¹⁰*Physics Department, National Technical University of Athens, Zografou, Greece*
- ¹¹*Department of Physics, University of Texas at Austin, Austin, Texas, USA*
- ¹²*Institute of Physics, Azerbaijan Academy of Sciences, Baku, Azerbaijan*
- ¹³*Institut de Física d'Altes Energies (IFAE), Barcelona Institute of Science and Technology, Barcelona, Spain*
- ^{14a}*Institute of High Energy Physics, Chinese Academy of Sciences, Beijing, China*
- ^{14b}*Physics Department, Tsinghua University, Beijing, China*
- ^{14c}*Department of Physics, Nanjing University, Nanjing, China*
- ^{14d}*University of Chinese Academy of Science (UCAS), Beijing, China*
- ¹⁵*Institute of Physics, University of Belgrade, Belgrade, Serbia*
- ¹⁶*Department for Physics and Technology, University of Bergen, Bergen, Norway*
- ^{17a}*Physics Division, Lawrence Berkeley National Laboratory, Berkeley, California, USA*
- ^{17b}*University of California, Berkeley, California, USA*
- ¹⁸*Institut für Physik, Humboldt Universität zu Berlin, Berlin, Germany*
- ¹⁹*Albert Einstein Center for Fundamental Physics and Laboratory for High Energy Physics, University of Bern, Bern, Switzerland*
- ²⁰*School of Physics and Astronomy, University of Birmingham, Birmingham, United Kingdom*
- ^{21a}*Department of Physics, Bogazici University, Istanbul, Türkiye*
- ^{21b}*Department of Physics Engineering, Gaziantep University, Gaziantep, Türkiye*
- ^{21c}*Department of Physics, Istanbul University, Istanbul, Türkiye*
- ^{21d}*Istinye University, Sariyer, Istanbul, Türkiye*
- ^{22a}*Facultad de Ciencias y Centro de Investigaciones, Universidad Antonio Nariño, Bogotá, Colombia*
- ^{22b}*Departamento de Física, Universidad Nacional de Colombia, Bogotá, Colombia*
- ^{23a}*Dipartimento di Fisica e Astronomia A. Righi, Università di Bologna, Bologna, Italy*
- ^{23b}*INFN Sezione di Bologna, Bologna, Italy*
- ²⁴*Physikalisches Institut, Universität Bonn, Bonn, Germany*
- ²⁵*Department of Physics, Boston University, Boston, Massachusetts, USA*
- ²⁶*Department of Physics, Brandeis University, Waltham, Massachusetts, USA*
- ^{27a}*Transilvania University of Brasov, Brasov, Romania*
- ^{27b}*Horia Hulubei National Institute of Physics and Nuclear Engineering, Bucharest, Romania*
- ^{27c}*Department of Physics, Alexandru Ioan Cuza University of Iasi, Iasi, Romania*
- ^{27d}*National Institute for Research and Development of Isotopic and Molecular Technologies, Physics Department, Cluj-Napoca, Romania*
- ^{27e}*University Politehnica Bucharest, Bucharest, Romania*
- ^{27f}*West University in Timisoara, Timisoara, Romania*
- ^{28a}*Faculty of Mathematics, Physics and Informatics, Comenius University, Bratislava, Slovak Republic*
- ^{28b}*Department of Subnuclear Physics, Institute of Experimental Physics of the Slovak Academy of Sciences, Kosice, Slovak Republic*
- ²⁹*Physics Department, Brookhaven National Laboratory, Upton, New York, USA*
- ³⁰*Universidad de Buenos Aires, Facultad de Ciencias Exactas y Naturales, Departamento de Física, y CONICET, Instituto de Física de Buenos Aires (IFIBA), Buenos Aires, Argentina*
- ³¹*California State University, California, USA*
- ³²*Cavendish Laboratory, University of Cambridge, Cambridge, United Kingdom*
- ^{33a}*Department of Physics, University of Cape Town, Cape Town, South Africa*
- ^{33b}*iThemba Labs, Western Cape, South Africa*
- ^{33c}*Department of Mechanical Engineering Science, University of Johannesburg, Johannesburg, South Africa*
- ^{33d}*National Institute of Physics, University of the Philippines Diliman (Philippines), Diliman, Philippines*
- ^{33e}*University of South Africa, Department of Physics, Pretoria, South Africa*

- ^{33f}University of Zululand, KwaDlangezwa, South Africa
- ^{33g}School of Physics, University of the Witwatersrand, Johannesburg, South Africa
- ³⁴Department of Physics, Carleton University, Ottawa, Ontario, Canada
- ^{35a}Faculté des Sciences Ain Chock, Réseau Universitaire de Physique des Hautes Energies—Université Hassan II, Casablanca, Morocco
- ^{35b}Faculté des Sciences, Université Ibn-Tofail, Kénitra, Morocco
- ^{35c}Faculté des Sciences Semlalia, Université Cadi Ayyad, LPHEA-Marrakech, Morocco
- ^{35d}LPMR, Faculté des Sciences, Université Mohamed Premier, Oujda, Morocco
- ^{35e}Faculté des sciences, Université Mohammed V, Rabat, Morocco
- ^{35f}Institute of Applied Physics, Mohammed VI Polytechnic University, Ben Guerir, Morocco
- ³⁶CERN, Geneva, Switzerland
- ³⁷Affiliated with an institute covered by a cooperation agreement with CERN
- ³⁸Affiliated with an international laboratory covered by a cooperation agreement with CERN
- ³⁹Enrico Fermi Institute, University of Chicago, Chicago, Illinois, USA
- ⁴⁰LPC, Université Clermont Auvergne, CNRS/IN2P3, Clermont-Ferrand, France
- ⁴¹Nevis Laboratory, Columbia University, Irvington, New York, USA
- ⁴²Niels Bohr Institute, University of Copenhagen, Copenhagen, Denmark
- ^{43a}Dipartimento di Fisica, Università della Calabria, Rende, Italy
- ^{43b}INFN Gruppo Collegato di Cosenza, Laboratori Nazionali di Frascati, Frascati, Italy
- ⁴⁴Physics Department, Southern Methodist University, Dallas, Texas, USA
- ⁴⁵Physics Department, University of Texas at Dallas, Richardson Texas, USA
- ⁴⁶National Centre for Scientific Research “Demokritos,” Agia Paraskevi, Greece
- ^{47a}Department of Physics, Stockholm University, Stockholm, Sweden
- ^{47b}Oskar Klein Centre, Stockholm, Sweden
- ⁴⁸Deutsches Elektronen-Synchrotron DESY, Hamburg and Zeuthen, Germany
- ⁴⁹Fakultät Physik, Technische Universität Dortmund, Dortmund, Germany
- ⁵⁰Institut für Kern- und Teilchenphysik, Technische Universität Dresden, Dresden, Germany
- ⁵¹Department of Physics, Duke University, Durham, North Carolina, USA
- ⁵²SUPA—School of Physics and Astronomy, University of Edinburgh, Edinburgh, United Kingdom
- ⁵³INFN e Laboratori Nazionali di Frascati, Frascati, Italy
- ⁵⁴Physikalisches Institut, Albert-Ludwigs-Universität Freiburg, Freiburg, Germany
- ⁵⁵II. Physikalisches Institut, Georg-August-Universität Göttingen, Göttingen, Germany
- ⁵⁶Département de Physique Nucléaire et Corpusculaire, Université de Genève, Genève, Switzerland
- ^{57a}Dipartimento di Fisica, Università di Genova, Genova, Italy
- ^{57b}INFN Sezione di Genova, Italy
- ⁵⁸II. Physikalisches Institut, Justus-Liebig-Universität Giessen, Giessen, Germany
- ⁵⁹SUPA—School of Physics and Astronomy, University of Glasgow, Glasgow, United Kingdom
- ⁶⁰LPSC, Université Grenoble Alpes, CNRS/IN2P3, Grenoble INP, Grenoble, France
- ⁶¹Laboratory for Particle Physics and Cosmology, Harvard University, Cambridge, Massachusetts, USA
- ^{62a}Department of Modern Physics and State Key Laboratory of Particle Detection and Electronics, University of Science and Technology of China, Hefei, China
- ^{62b}Institute of Frontier and Interdisciplinary Science and Key Laboratory of Particle Physics and Particle Irradiation (MOE), Shandong University, Qingdao, China
- ^{62c}School of Physics and Astronomy, Shanghai Jiao Tong University, Key Laboratory for Particle Astrophysics and Cosmology (MOE), SKLPPC, Shanghai, China
- ^{62d}Tsung-Dao Lee Institute, Shanghai, China
- ^{63a}Kirchhoff-Institut für Physik, Ruprecht-Karls-Universität Heidelberg, Heidelberg, Germany
- ^{63b}Physikalisches Institut, Ruprecht-Karls-Universität Heidelberg, Heidelberg, Germany
- ^{64a}Department of Physics, Chinese University of Hong Kong, Shatin, Northern Territories, Hong Kong, China
- ^{64b}Department of Physics, University of Hong Kong, Hong Kong, China
- ^{64c}Department of Physics and Institute for Advanced Study, Hong Kong University of Science and Technology, Clear Water Bay, Kowloon, Hong Kong, China
- ⁶⁵Department of Physics, National Tsing Hua University, Hsinchu, Taiwan
- ⁶⁶IJCLab, Université Paris-Saclay, CNRS/IN2P3, 91405, Orsay, France
- ⁶⁷Department of Physics, Indiana University, Bloomington, Indiana, USA
- ^{68a}INFN Gruppo Collegato di Udine, Sezione di Trieste, Udine, Italy
- ^{68b}ICTP, Trieste, Italy
- ^{68c}Dipartimento Politecnico di Ingegneria e Architettura, Università di Udine, Udine, Italy
- ^{69a}INFN Sezione di Lecce, Italy
- ^{69b}Dipartimento di Matematica e Fisica, Università del Salento, Lecce, Italy

- ^{70a}*INFN Sezione di Milano, Milano, Italy*
^{70b}*Dipartimento di Fisica, Università di Milano, Milano, Italy*
^{71a}*INFN Sezione di Napoli, Napoli, Italy*
^{71b}*Dipartimento di Fisica, Università di Napoli, Napoli, Italy*
^{72a}*INFN Sezione di Pavia, Pavia, Italy*
^{72b}*Dipartimento di Fisica, Università di Pavia, Pavia, Italy*
^{73a}*INFN Sezione di Pisa, Pisa, Italy*
^{73b}*Dipartimento di Fisica E. Fermi, Università di Pisa, Pisa, Italy*
^{74a}*INFN Sezione di Roma, Roma, Italy*
^{74b}*Dipartimento di Fisica, Sapienza Università di Roma, Roma, Italy*
^{75a}*INFN Sezione di Roma Tor Vergata, Roma, Italy*
^{75b}*Dipartimento di Fisica, Università di Roma Tor Vergata, Roma, Italy*
^{76a}*INFN Sezione di Roma Tre, Italy*
^{76b}*Dipartimento di Matematica e Fisica, Università Roma Tre, Roma, Italy*
^{77a}*INFN-TIFPA, Trento, Italy*
^{77b}*Università degli Studi di Trento, Trento, Italy*
⁷⁸*Universität Innsbruck, Department of Astro and Particle Physics, Innsbruck, Austria*
⁷⁹*University of Iowa, Iowa City, Iowa, USA*
⁸⁰*Department of Physics and Astronomy, Iowa State University, Ames, Iowa, USA*
^{81a}*Departamento de Engenharia Elétrica, Universidade Federal de Juiz de Fora (UFJF), Juiz de Fora, Brazil*
^{81b}*Universidade Federal do Rio De Janeiro COPPE/EE/IF, Rio de Janeiro, Brazil*
^{81c}*Instituto de Física, Universidade de São Paulo, São Paulo, Brazil*
^{81d}*Rio de Janeiro State University, Rio de Janeiro, Brazil*
⁸²*KEK, High Energy Accelerator Research Organization, Tsukuba, Japan*
⁸³*Graduate School of Science, Kobe University, Kobe, Japan*
^{84a}*AGH University of Science and Technology, Faculty of Physics and Applied Computer Science, Krakow, Poland*
^{84b}*Marian Smoluchowski Institute of Physics, Jagiellonian University, Krakow, Poland*
⁸⁵*Institute of Nuclear Physics Polish Academy of Sciences, Krakow, Poland*
⁸⁶*Faculty of Science, Kyoto University, Kyoto, Japan*
⁸⁷*Kyoto University of Education, Kyoto, Japan*
⁸⁸*Research Center for Advanced Particle Physics and Department of Physics, Kyushu University, Fukuoka, Japan*
⁸⁹*Instituto de Física La Plata, Universidad Nacional de La Plata and CONICET, La Plata, Argentina*
⁹⁰*Physics Department, Lancaster University, Lancaster, United Kingdom*
⁹¹*Oliver Lodge Laboratory, University of Liverpool, Liverpool, United Kingdom*
⁹²*Department of Experimental Particle Physics, Jožef Stefan Institute and Department of Physics, University of Ljubljana, Ljubljana, Slovenia*
⁹³*School of Physics and Astronomy, Queen Mary University of London, London, United Kingdom*
⁹⁴*Department of Physics, Royal Holloway University of London, Egham, United Kingdom*
⁹⁵*Department of Physics and Astronomy, University College London, London, United Kingdom*
⁹⁶*Louisiana Tech University, Ruston, Louisiana, USA*
⁹⁷*Fysiska institutionen, Lunds universitet, Lund, Sweden*
⁹⁸*Departamento de Física Teórica C-15 and CIAFF, Universidad Autónoma de Madrid, Madrid, Spain*
⁹⁹*Institut für Physik, Universität Mainz, Mainz, Germany*
¹⁰⁰*School of Physics and Astronomy, University of Manchester, Manchester, United Kingdom*
¹⁰¹*CPPM, Aix-Marseille Université, CNRS/IN2P3, Marseille, France*
¹⁰²*Department of Physics, University of Massachusetts, Amherst, Massachusetts, USA*
¹⁰³*Department of Physics, McGill University, Montreal, Quebec, Canada*
¹⁰⁴*School of Physics, University of Melbourne, Victoria, Australia*
¹⁰⁵*Department of Physics, University of Michigan, Ann Arbor, Michigan, USA*
¹⁰⁶*Department of Physics and Astronomy, Michigan State University, East Lansing, Michigan, USA*
¹⁰⁷*Group of Particle Physics, University of Montreal, Montreal, Quebec, Canada*
¹⁰⁸*Fakultät für Physik, Ludwig-Maximilians-Universität München, München, Germany*
¹⁰⁹*Max-Planck-Institut für Physik (Werner-Heisenberg-Institut), München, Germany*
¹¹⁰*Graduate School of Science and Kobayashi-Maskawa Institute, Nagoya University, Nagoya, Japan*
¹¹¹*Department of Physics and Astronomy, University of New Mexico, Albuquerque, New Mexico, USA*
¹¹²*Institute for Mathematics, Astrophysics and Particle Physics, Radboud University/Nikhef, Nijmegen, Netherlands*

- ¹¹³*Nikhef National Institute for Subatomic Physics and University of Amsterdam, Amsterdam, Netherlands*
- ¹¹⁴*Department of Physics, Northern Illinois University, DeKalb, Illinois, USA*
- ^{115a}*New York University Abu Dhabi, Abu Dhabi, United Arab Emirates*
- ^{115b}*United Arab Emirates University, Al Ain, United Arab Emirates*
- ^{115c}*University of Sharjah, Sharjah, United Arab Emirates*
- ¹¹⁶*Department of Physics, New York University, New York, New York, USA*
- ¹¹⁷*Ochanomizu University, Otsuka, Bunkyo-ku, Tokyo, Japan*
- ¹¹⁸*The Ohio State University, Columbus, Ohio, USA*
- ¹¹⁹*Homer L. Dodge Department of Physics and Astronomy, University of Oklahoma, Norman, Oklahoma, USA*
- ¹²⁰*Department of Physics, Oklahoma State University, Stillwater, Oklahoma, USA*
- ¹²¹*Palacký University, Joint Laboratory of Optics, Olomouc, Czech Republic*
- ¹²²*Institute for Fundamental Science, University of Oregon, Eugene, Oregon, USA*
- ¹²³*Graduate School of Science, Osaka University, Osaka, Japan*
- ¹²⁴*Department of Physics, University of Oslo, Oslo, Norway*
- ¹²⁵*Department of Physics, Oxford University, Oxford, United Kingdom*
- ¹²⁶*LPNHE, Sorbonne Université, Université Paris Cité, CNRS/IN2P3, Paris, France*
- ¹²⁷*Department of Physics, University of Pennsylvania, Philadelphia, Pennsylvania, USA*
- ¹²⁸*Department of Physics and Astronomy, University of Pittsburgh, Pittsburgh, Pennsylvania, USA*
- ^{129a}*Laboratório de Instrumentação e Física Experimental de Partículas—LIP, Lisboa, Portugal*
- ^{129b}*Departamento de Física, Faculdade de Ciências, Universidade de Lisboa, Lisboa, Portugal*
- ^{129c}*Departamento de Física, Universidade de Coimbra, Coimbra, Portugal*
- ^{129d}*Centro de Física Nuclear da Universidade de Lisboa, Lisboa, Portugal*
- ^{129e}*Departamento de Física, Universidade do Minho, Braga, Portugal*
- ^{129f}*Departamento de Física Teórica y del Cosmos, Universidad de Granada, Granada, Spain*
- ^{129g}*Departamento de Física, Instituto Superior Técnico, Universidade de Lisboa, Lisboa, Portugal*
- ¹³⁰*Institute of Physics of the Czech Academy of Sciences, Prague, Czech Republic*
- ¹³¹*Czech Technical University in Prague, Prague, Czech Republic*
- ¹³²*Charles University, Faculty of Mathematics and Physics, Prague, Czech Republic*
- ¹³³*Particle Physics Department, Rutherford Appleton Laboratory, Didcot, United Kingdom*
- ¹³⁴*IRFU, CEA, Université Paris-Saclay, Gif-sur-Yvette, France*
- ¹³⁵*Santa Cruz Institute for Particle Physics, University of California Santa Cruz, Santa Cruz, California, USA*
- ^{136a}*Departamento de Física, Pontificia Universidad Católica de Chile, Santiago, La Serena, Chile*
- ^{136b}*Millennium Institute for Subatomic physics at high energy frontier (SAPHIR), Santiago, Chile*
- ^{136c}*Instituto de Investigación Multidisciplinario en Ciencia y Tecnología, y Departamento de Física, Universidad de La Serena, Chile*
- ^{136d}*Universidad Andres Bello, Department of Physics, Santiago, Chile*
- ^{136e}*Instituto de Alta Investigación, Universidad de Tarapacá, Arica, Chile*
- ^{136f}*Departamento de Física, Universidad Técnica Federico Santa María, Valparaíso, Chile*
- ¹³⁷*Department of Physics, University of Washington, Seattle, Washington, USA*
- ¹³⁸*Department of Physics and Astronomy, University of Sheffield, Sheffield, United Kingdom*
- ¹³⁹*Department of Physics, Shinshu University, Nagano, Japan*
- ¹⁴⁰*Department Physik, Universität Siegen, Siegen, Germany*
- ¹⁴¹*Department of Physics, Simon Fraser University, Burnaby, British Columbia, Canada*
- ¹⁴²*SLAC National Accelerator Laboratory, Stanford, California, USA*
- ¹⁴³*Department of Physics, Royal Institute of Technology, Stockholm, Sweden*
- ¹⁴⁴*Departments of Physics and Astronomy, Stony Brook University, Stony Brook, New York, USA*
- ¹⁴⁵*Department of Physics and Astronomy, University of Sussex, Brighton, United Kingdom*
- ¹⁴⁶*School of Physics, University of Sydney, Sydney, Australia*
- ¹⁴⁷*Institute of Physics, Academia Sinica, Taipei, Taiwan*
- ^{148a}*E. Andronikashvili Institute of Physics, Iv. Javakhishvili Tbilisi State University, Tbilisi, Georgia*
- ^{148b}*High Energy Physics Institute, Tbilisi State University, Tbilisi, Georgia*
- ^{148c}*University of Georgia, Tbilisi, Georgia*
- ¹⁴⁹*Department of Physics, Technion, Israel Institute of Technology, Haifa, Israel*
- ¹⁵⁰*Raymond and Beverly Sackler School of Physics and Astronomy, Tel Aviv University, Tel Aviv, Israel*
- ¹⁵¹*Department of Physics, Aristotle University of Thessaloniki, Thessaloniki, Greece*
- ¹⁵²*International Center for Elementary Particle Physics and Department of Physics, University of Tokyo, Tokyo, Japan*
- ¹⁵³*Department of Physics, Tokyo Institute of Technology, Tokyo, Japan*

- ¹⁵⁴*Department of Physics, University of Toronto, Toronto, Ontario, Canada*
^{155a}*TRIUMF, Vancouver, British Columbia, Canada*
^{155b}*Department of Physics and Astronomy, York University, Toronto, Ontario, Canada*
¹⁵⁶*Division of Physics and Tomonaga Center for the History of the Universe, Faculty of Pure and Applied Sciences, University of Tsukuba, Tsukuba, Japan*
¹⁵⁷*Department of Physics and Astronomy, Tufts University, Medford, Massachusetts, USA*
¹⁵⁸*Department of Physics and Astronomy, University of California Irvine, Irvine, California, USA*
¹⁵⁹*Department of Physics and Astronomy, University of Uppsala, Uppsala, Sweden*
¹⁶⁰*Department of Physics, University of Illinois, Urbana, Illinois, USA*
¹⁶¹*Instituto de Física Corpuscular (IFIC), Centro Mixto Universidad de Valencia—CSIC, Valencia, Spain*
¹⁶²*Department of Physics, University of British Columbia, Vancouver, British Columbia, Canada*
¹⁶³*Department of Physics and Astronomy, University of Victoria, Victoria, British Columbia, Canada*
¹⁶⁴*Fakultät für Physik und Astronomie, Julius-Maximilians-Universität Würzburg, Würzburg, Germany*
¹⁶⁵*Department of Physics, University of Warwick, Coventry, United Kingdom*
¹⁶⁶*Waseda University, Tokyo, Japan*
¹⁶⁷*Department of Particle Physics and Astrophysics, Weizmann Institute of Science, Rehovot, Israel*
¹⁶⁸*Department of Physics, University of Wisconsin, Madison, Wisconsin, USA*
¹⁶⁹*Fakultät für Mathematik und Naturwissenschaften, Fachgruppe Physik, Bergische Universität Wuppertal, Wuppertal, Germany*
¹⁷⁰*Department of Physics, Yale University, New Haven, Connecticut, USA*

^aDeceased.

^bAlso at Department of Physics, King's College London, London, United Kingdom.

^cAlso at Institute of Physics, Azerbaijan Academy of Sciences, Baku, Azerbaijan.

^dAlso at Lawrence Livermore National Laboratory, Livermore, USA.

^eAlso at TRIUMF, Vancouver, British Columbia, Canada.

^fAlso at Department of Physics, University of Thessaly, Greece.

^gAlso at Physics Department, An-Najah National University, Nablus, Palestine.

^hAlso at Department of Physics, University of Fribourg, Fribourg, Switzerland.

ⁱAlso at University of Colorado Boulder, Department of Physics, Boulder, Colorado, USA.

^jAlso at Department of Physics and Astronomy, University of Louisville, Louisville, Kentucky, USA.

^kAlso at Department of Physics, Westmont College, Santa Barbara, USA.

^lAlso at Departament de Física de la Universitat Autònoma de Barcelona, Barcelona, Spain.

^mAlso at Affiliated with an institute covered by a cooperation agreement with CERN.

ⁿAlso at The Collaborative Innovation Center of Quantum Matter (CICQM), Beijing, China.

^oAlso at Department of Physics, Ben Gurion University of the Negev, Beer Sheva, Israel.

^pAlso at Università di Napoli Parthenope, Napoli, Italy.

^qAlso at Institute of Particle Physics (IPP), Canada.

^rAlso at Bruno Kessler Foundation, Trento, Italy.

^sAlso at Borough of Manhattan Community College, City University of New York, New York, New York, USA.

^tAlso at Department of Financial and Management Engineering, University of the Aegean, Chios, Greece.

^uAlso at Centro Studi e Ricerche Enrico Fermi, Italy.

^vAlso at Department of Physics, California State University, East Bay, USA.

^wAlso at Institutio Catalana de Recerca i Estudis Avancats, ICREA, Barcelona, Spain.

^xAlso at Physikalisches Institut, Albert-Ludwigs-Universität Freiburg, Freiburg, Germany.

^yAlso at University of Chinese Academy of Sciences (UCAS), Beijing, China.

^zAlso at Yeditepe University, Physics Department, Istanbul, Türkiye.

^{aa}Also at Institute of Theoretical Physics, Iliia State University, Tbilisi, Georgia.

^{ab}Also at CERN, Geneva, Switzerland.

^{ac}Also at Hellenic Open University, Patras, Greece.

^{ad}Also at Center for High Energy Physics, Peking University, China.

^{ae}Also at The City College of New York, New York, New York, USA.

^{af}Also at Department of Physics, California State University, Sacramento, USA.

^{ag}Also at Département de Physique Nucléaire et Corpusculaire, Université de Genève, Genève, Switzerland.

^{ah}Also at Institut für Experimentalphysik, Universität Hamburg, Hamburg, Germany.

^{ai}Also at Department of Physics and Astronomy, Michigan State University, East Lansing, Michigan, USA.