

Review

Searches for Ultra-High-Energy Photons at the Pierre Auger Observatory

The Pierre Auger Collaboration †

Av. San Martín Norte 304, Malargue 5613, Argentina; spokespersons@auger.org

† All authors provided in Appendix A.

Abstract: The Pierre Auger Observatory, which is the largest air-shower experiment in the world, offers unprecedented exposure to neutral particles at the highest energies. Since the start of data collection more than 18 years ago, various searches for ultra-high-energy (UHE, $E \gtrsim 10^{17}$ eV) photons have been performed, either for a diffuse flux of UHE photons, for point sources of UHE photons or for UHE photons associated with transient events such as gravitational wave events. In the present paper, we summarize these searches and review the current results obtained using the wealth of data collected by the Pierre Auger Observatory.

Keywords: photons; ultra-high energies; air showers; Pierre Auger Observatory; upper limits; transients

1. Introduction

For many years, the search for neutral particles—in particular photons and neutrinos—of cosmic origin at the highest energies has been one of the major scientific objectives of the Pierre Auger Observatory. From the theory side, such searches are well motivated: many models for the origin of ultra-high-energy (UHE) cosmic rays predict at least some neutral particles as by-products, either directly at the sources or during the propagation through the universe (see, e.g., [1–5]). In fact, even though no UHE photons have been unambiguously identified so far, the upper limits on their incoming flux have been already used to severely constrain so-called top-down models for the origin of UHE cosmic rays involving, e.g., topological defects or super-heavy dark matter (see, e.g., [6–9]). In addition, the recent observations of photons with energies up to 10^{15} eV [10] further motivate searches for photons at even higher energies. An observation of such photons would also be key to completing the multi-messenger approach aimed at understanding the most extreme processes in the universe, taking advantage of the fact that neutral particles directly point back to their production site. However, one has to take into account that UHE photons, unlike neutrinos, interact with the background photon fields permeating the universe, reducing their attenuation length to about 30 kpc around 10^{15} eV, which increases to the order of 10 Mpc around 10^{19} eV [11]. In the present paper, we review the current state of such searches at the Pierre Auger Observatory. After a short introduction addressing the specificities of air showers initiated by photons (Section 2), we briefly describe the Pierre Auger Observatory (Section 3). We then focus first on the searches for a diffuse flux of UHE photons using the different detector systems of the Observatory (Section 4), before we describe the searches for UHE photons from point sources and transient events (Section 5). We close with a short discussion (Section 6) of the ongoing detector upgrade of the Pierre Auger Observatory, dubbed AugerPrime.

2. Photon-Induced Air Showers

When a UHE photon enters the Earth's atmosphere, it may interact with a particle from the atmosphere—for example, a nitrogen nucleus—and induce an extensive air shower, much in the same way as a charged cosmic ray does. Hence, a cosmic-ray observatory



Citation: The Pierre Auger Collaboration Searches for Ultra-High-Energy Photons at the Pierre Auger Observatory. *Universe* **2022**, *8*, 579. <https://doi.org/10.3390/universe8110579>

Academic Editors: Mariangela Settimo and Piotr Homola

Received: 28 September 2022

Accepted: 23 October 2022

Published: 2 November 2022

Publisher's Note: MDPI stays neutral with regard to jurisdictional claims in published maps and institutional affiliations.



Copyright: © 2022 by the authors. Licensee MDPI, Basel, Switzerland. This article is an open access article distributed under the terms and conditions of the Creative Commons Attribution (CC BY) license (<https://creativecommons.org/licenses/by/4.0/>).

detecting air showers is also, by construction, a photon observatory—and even a neutrino observatory, highlighting the importance of such observatories for multi-messenger astrophysics. In fact, since the incoming flux of UHE cosmic particles is so low (to the order of one particle per square kilometer per year and less), measuring the extensive air showers they initiate in the atmosphere with large detector arrays on ground is the only way to efficiently detect them. The challenge lies in distinguishing air showers induced by photons from the vast background of air showers that are initiated by charged cosmic rays, i.e., protons and heavier nuclei (for a review, see, e.g., [11]). The two main differences between photon- and nucleus-induced air showers are shown schematically in Figure 1. The longitudinal development of an air shower, as a function of the slant depth X , is delayed for a primary photon with respect to primary nuclei, due to the lower multiplicity of electromagnetic interactions (compared to hadronic interactions) that dominate in a photon-induced air shower. The maximum of the shower development within the atmosphere, X_{\max} , is reached later. For example, at primary energy of 10^{19} eV, the difference is about 200 g cm^{-2} . Since the mean free path for photo-nuclear interactions is much larger than the radiation length, only a small fraction of the electromagnetic component in a photon-induced shower is transferred to the hadronic component, and subsequently to the muonic component. Showers induced by photons are thus characterized by a lower number of muons. On average, simulations show that photon-induced showers have nearly one order of magnitude less muons than those initiated by protons or nuclei of the same primary energy. In one way or another, all searches for UHE photons using air-shower data exploit these two key differences: X_{\max} , for example, can be directly measured using the air-fluorescence technique. The number of muons cannot yet be directly measured using the current detector systems of the Pierre Auger Observatory. However, one can measure the lateral distribution of secondary particles from the air shower at ground level, which depends on both the number of muons and the longitudinal development. In particular, the steepness of the lateral distribution is sensitive to the type of the primary particle.

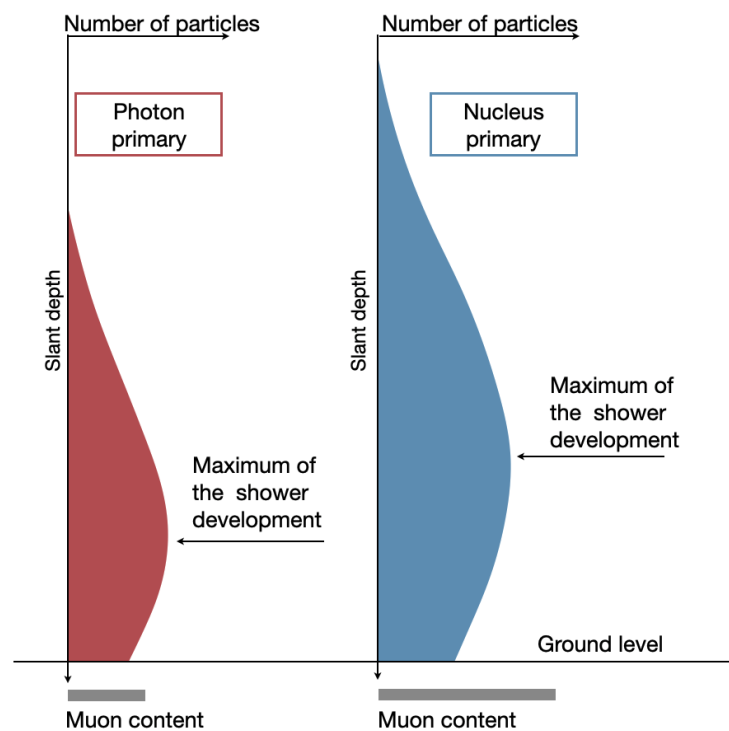


Figure 1. Schematic depiction of the main differences between photon-induced air showers and those initiated by primary nuclei (protons or heavier nuclei).

The difference in X_{\max} between photon- and proton-induced air showers is amplified by the Landau–Pomeranchuk–Migdal (LPM) effect [12,13], i.e., the suppression of the bremsstrahlung and pair production cross sections at high energies. In addition, the preshower effect [14–16] also has to be taken into account: depending on its incident direction with respect to the local geomagnetic field, a UHE photon can initiate an electromagnetic cascade in the Earth’s magnetic field even before entering the atmosphere. This is known as a preshower. The observed air shower is, therefore, a superposition of the individual cascades of the photons and electrons/positrons from the preshower, leading on average to a smaller measured X_{\max} than for non-preshowering photons of the same primary energy.

3. The Pierre Auger Observatory

The Pierre Auger Observatory [17], located near the town of Malargüe in the Argentinian *Pampa Amarilla*, is the largest cosmic-ray observatory to date, offering an unprecedented exposure to UHE photons. A key feature of the Pierre Auger Observatory is the hybrid concept, combining a Surface Detector array (SD) with a Fluorescence Detector (FD); see Figure 2. The SD consists of 1600 water-Cherenkov detectors arranged on a triangular grid with a spacing of 1500 m, covering a total area of about 3000 km². The SD is overlooked by 24 fluorescence telescopes, located at four sites at the border of the array. The SD samples the lateral shower profile at ground level, i.e., the distribution of particles as a function of the distance from the shower axis, with a duty cycle of ~100%, while the FD records the longitudinal shower development in the atmosphere above the SD. The FD can only be operated on clear, moonless nights, reducing the duty cycle to ~15%. By combining measurements from both detector systems in hybrid events, a superior accuracy of the air-shower reconstruction can be achieved than with just one system [18]. In the western part of the SD array, 50 additional SD stations have been placed between the existing SD stations, forming a sub-array with a spacing of 750 m and covering a total area of about 27.5 km². With this sub-array, air showers of lower primary energy (below 10¹⁸ eV) with a smaller footprint on ground can be measured. To allow also for hybrid measurements in this energy range, where air showers develop above the field of view of the standard FD telescopes, three additional High-Elevation Auger Telescopes (HEAT) have been installed at the FD site Coihueco, overlooking the 750 m SD array. The HEAT telescopes operate in the range of elevation angles from 30° to 60°, complementing the Coihueco telescopes operating in the 0° to 30° range. The combination of the data from both HEAT and Coihueco (“HeCo” data) enables fluorescence measurements of air showers over a large range of elevation angles.

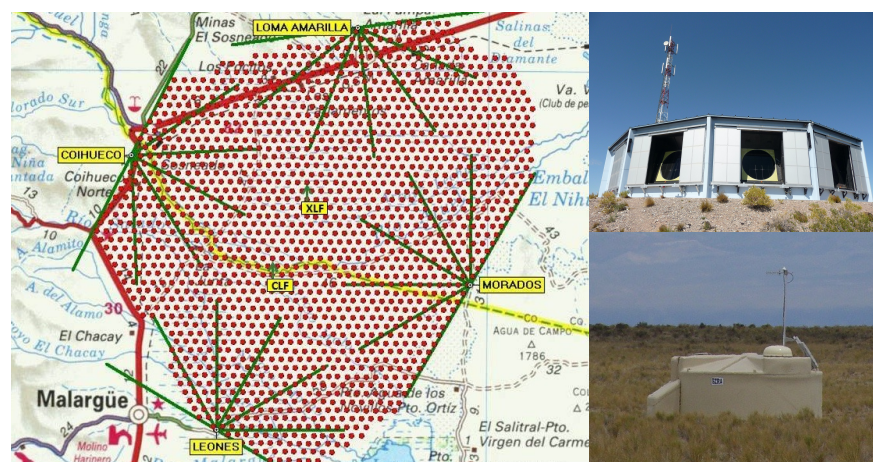


Figure 2. Left: map of the Pierre Auger Observatory [17]; each dot represents one SD station; the four FD sites at the border of the SD array are also shown. **Top right:** the fluorescence telescopes at the FD site Los Leones; even though the picture was taken during the daytime, the shutters were had been opened for maintenance. **Bottom right:** a single SD station in the *Pampa Amarilla*.

4. Searches for a Diffuse Flux of UHE Photons

First, we focus on the searches for a diffuse—i.e., direction independent, unresolved—flux of photons. At the Pierre Auger Observatory, such searches have been performed in the past using hybrid data (with the analysis based on X_{\max} only [19,20], or based on a combination of X_{\max} and additional SD-related quantities [21]) as well as SD-only data [22]. In the following, we briefly summarize the three most up-to-date publications [23–25] in different energy ranges and the corresponding results.

4.1. A Search for Photons with Energies above 2×10^{17} eV Using Hybrid Data from the Low-Energy Extensions of the Pierre Auger Observatory

We first discuss the photon search targeting the lowest energy range, which starts from 2×10^{17} eV [23]. In this energy range, data from the low-energy extensions of the Pierre Auger Observatory, i.e., from the 750 m SD array combined with HeCo data, can be used to efficiently search for photons. Three observables are used in the analysis: X_{\max} , measured directly with the fluorescence telescopes, is used together with the SD quantities S_b and N_{stations} . S_b [26] is defined through

$$S_b = \sum_i S_i \times \left(\frac{R_i}{1000 \text{ m}} \right)^b, \quad (1)$$

where S_i denotes the measured signal in the i -th SD station at a perpendicular distance R_i to the shower axis, and the parameter b has been chosen as $b = 4$ to optimize the photon–hadron separation. By construction, S_b is sensitive to the lateral distribution, which in turn depends on the depth of the air-shower development in the atmosphere and the number of muons, as stated in Section 2. The third observable, N_{stations} is the number of triggered SD stations, as it has been shown previously that it can significantly improve the overall performance of the analysis [21].

These three quantities are combined in a multivariate analysis (MVA) using the Boosted Decision Tree (BDT) method. To take into account energy and zenith angle dependencies, the photon energy E_γ (defined as the calorimetric energy obtained through the integration of the longitudinal profile, plus a missing-energy correction of 1% appropriate for primary photons [21]) and the reconstructed zenith angle θ are also included in the MVA. A large sample of simulated events has been used to study the photon–hadron separation of the observables mentioned before, to train the multivariate analysis, and to evaluate its performance. For these samples, both primary photons (as a signal sample) and primary protons (as a conservative, “worst-case” assumption for the background sample) have been simulated using CORSIKA and the Auger Offline Software Framework. The analysis is eventually applied to hybrid data collected by the Coihueco and HEAT telescopes and the 750 m SD array between 1 June 2010 and 31 December 2015—in total, more than 500,000 events. A number of selection criteria are applied to both the data sample and the simulated samples to select only well-reconstructed, reliable events. These selection criteria are described in detail in [23]. After all criteria have been applied, 2204 events remain in the data sample with a photon energy E_γ above 2×10^{17} eV.

In Figure 3, the normalized distributions of the discriminating observables X_{\max} , S_b and N_{stations} are shown for the simulated samples as well as the data sample. In addition, the corresponding distributions of the output from the BDT β , which is used as the final discriminator for separating photon-induced air showers from the hadronic background, are displayed. A more detailed discussion of these distributions can be found in [23]. Here, we only note that for β , the photon and proton distributions are well separated. The background rejection at a signal efficiency of 50%, i.e., the fraction of proton-induced events with β larger than the median of the photon distribution—which is used as the photon candidate cut, marked with the dashed line—is $(99.91 \pm 0.03)\%$ for energies $E_\gamma \geq 2 \times 10^{17}$ eV.

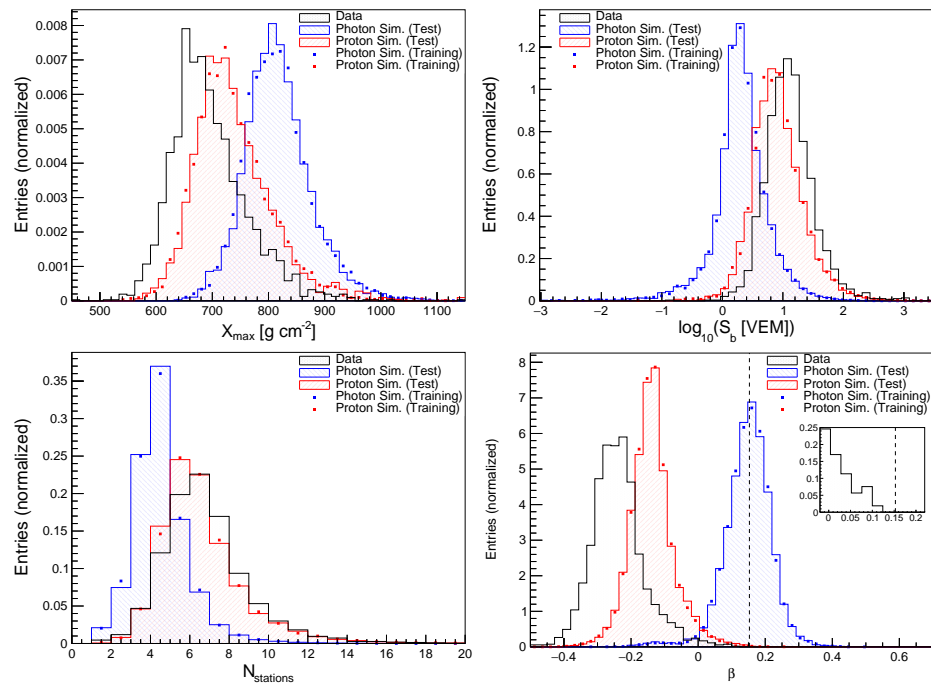


Figure 3. Normalized distributions of the three discriminating observables X_{\max} , S_b and N_{stations} used in the photon search based on HeCo data. The (simulated) photon sample is shown in blue, the (simulated) proton sample in red, and the data sample in black. In addition, normalized distributions of the final discriminator β —which is based on a MVA combining X_{\max} , S_b and N_{stations} as well as the photon energy and the zenith angle—are displayed. The dashed line denotes the median of the photon test sample, which is used as the photon candidate cut. In all plots, only events with $E_\gamma > 2 \times 10^{17}$ eV are shown. For more details, see [23].

Zero events from the data sample have a β value above the candidate cut value; hence, no photon candidate events are identified in this analysis. The final results of this study are therefore given in terms of upper limits on the integral flux of photons $\Phi_{\gamma, \text{U.L.}}^{\text{C.L.}}(E_\gamma > E_0)$. The integrated, efficiency-weighted exposure for photons needed to calculate these upper limits is obtained from simulations. In the energy range of interest between 2×10^{17} eV and 10^{18} eV, the weighted exposure varies between 2.4 and 2.7 $\text{km}^2 \text{sr yr}$ under the assumption of a power-law spectrum $\propto E^{-2}$. Upper limits on the integral photon flux are placed at threshold energies of 2, 3, and 5×10^{17} eV, as well as 10^{18} eV, at a confidence level of 95%. At these threshold energies, the upper limits are 2.72, 2.50, 2.74, and 3.55 $\text{km}^{-2} \text{sr}^{-1} \text{yr}^{-1}$, respectively. Using the energy spectrum of cosmic rays measured by the Pierre Auger Observatory [27], the upper limits on the integral photon flux can be translated into upper limits on the integral photon fraction. At a confidence level of 95%, these are 0.28%, 0.63%, 2.20% and 13.8% for the same threshold energies as above.

4.2. A Search for Ultra-High-Energy Photons at the Pierre Auger Observatory Exploiting Air-Shower Universality

The photon search in the energy range between 10^{18} and 10^{19} eV [24] is performed by exploiting the hybrid configuration of the Pierre Auger Observatory, much like in the previous analysis. As before, X_{\max} can be measured directly with the FD. The muon content of a measured air shower is accessed through the parameter F_μ , which is derived from the SD signals by using the air-shower universality concept [28]. A universality-based model [29] is used to predict the signals induced by the secondary particles in the individual SD stations. This model describes the total signal as the sum of four components: two electromagnetic components, one related to high-energy pions ($S_{e\gamma}$) and one related to low-energy hadrons ($S_{e\gamma(\text{had})}$), and two muon-related components, a pure muon component (S_μ) and one related to electrons and photons resulting from muon decays ($S_{e\gamma(\mu)}$). The predicted signal, S_{pred} , can then be expressed as

$$S_{\text{pred}} = \sum_{i=1}^4 \beta^i(F_\mu) \cdot S_{\text{comp}}^i(E, X_{\text{max}}, \text{geometry}), \quad (2)$$

where i runs over the four components. Each of the four signal components, S_{comp}^i , has a universal behavior, which can be parameterized as a function of the primary energy E , X_{max} , and the geometry of the air shower. The relative contributions β^i of each of the four components depend only on the mass of the primary particle through a parameter, F_μ , representing the number of muons in the air shower.

Following the approach developed in [30], the universality-based signal model is applied to the case of hybrid events measured by the FD and the SD. As the hybrid reconstruction provides E , X_{max} and the shower geometry, the four components S_{comp}^i can be directly calculated for each SD station involved in a hybrid event. Thus, given the reconstructed signal, S_{rec} , in a station of the SD, F_μ can be calculated for each station in an event by matching S_{rec} to S_{pred} from Equation (2). To obtain an event-wise estimate of the muon content, the average F_μ of all SD stations is assigned to an event if more than one station is available. Overall, F_μ provides a very good photon–hadron separation (see Figure 4, top left). To fully exploit the hybrid approach, it is combined in this analysis with X_{max} in a linear Fisher discriminant analysis [31].

The resulting distributions of the Fisher discriminant f are shown in the top right panel of Figure 4, for simulations of primary protons (red) and photons (blue), as well as for 5% of the data sample (black), which is used as a *burnt sample*. The distributions of f obtained for the proton and photon samples are well separated, resulting in a background rejection of about 99.90% at a signal efficiency of 50%, corresponding to the dashed blue line in the top right panel of Figure 4. The burnt sample and the photon distributions are even more separated; therefore, the events contained in the burnt sample can be considered as background events only, and can then be used to derive a data-driven estimate of the expected background. Due to the limited number of events in the burnt sample, in the first step, we used the rightmost tail of the proton distribution, specifically only the events with $f > -1.3$ (red dashed line in Figure 4, top right), to derive the functional form of the background distribution. Then, the expected background distribution was derived through a fit to the burnt sample and scaled up linearly with time to match the full data sample.

Finally, the analysis has been applied to hybrid events above 10^{18} eV recorded by the Pierre Auger Observatory between 1 January 2005 and 31 December 2017. Of the total dataset, which consists of approximately 32,000 events, the rightmost tail of the distribution of the Fisher discriminant f (black dots) is shown in the bottom panel of Figure 4. The data distribution resembles the background expectation, shown as the shaded blue bands, representing the uncertainties in its estimation for different σ levels. After applying the photon selection cut (dashed vertical line), corresponding to the median of the photon distribution (dashed blue line in Figure 4, top right), 22 photon-candidate events are selected. This number is consistent with the background expectation of 30 ± 15 false-positive candidate events. Since no significant excess with respect to the background has been found, the final results of this study are given in terms of upper limits on the integral flux of photons $\Phi_{\gamma, \text{U.L.}}^{\text{C.L.}}(E_\gamma > E_0)$. Five different energy thresholds ($1, 2, 3, \text{ and } 5 \times 10^{18}$ eV, as well as 10^{19} eV) were considered. The number of photon-candidate events found for each energy threshold were 22, 2, 0, 0 and 0, respectively. The upper limits are determined taking into account the expected number of background events derived from the burnt sample for each threshold ($30 \pm 15, 6 \pm 6, 0.7 \pm 1.9, 0.06 \pm 0.25$ and 0.02 ± 0.06 , respectively) as well as the integrated, efficiency-weighted exposure for photons, which was again determined from simulations. In the energy range between 10^{18} and 10^{19} eV, the weighted exposure increases from 420.7 to 1245.9 km² sr yr, under the assumption of a power-law spectrum $\propto E^{-2}$. The resulting upper limits (at a confidence level of 95%) on the integral flux of photons for the aforementioned thresholds are 4.0, 1.1, 0.35, 0.23 and 0.0021 km⁻² sr⁻¹ yr⁻¹. These results are preliminary and will be updated in a forthcoming journal publication.

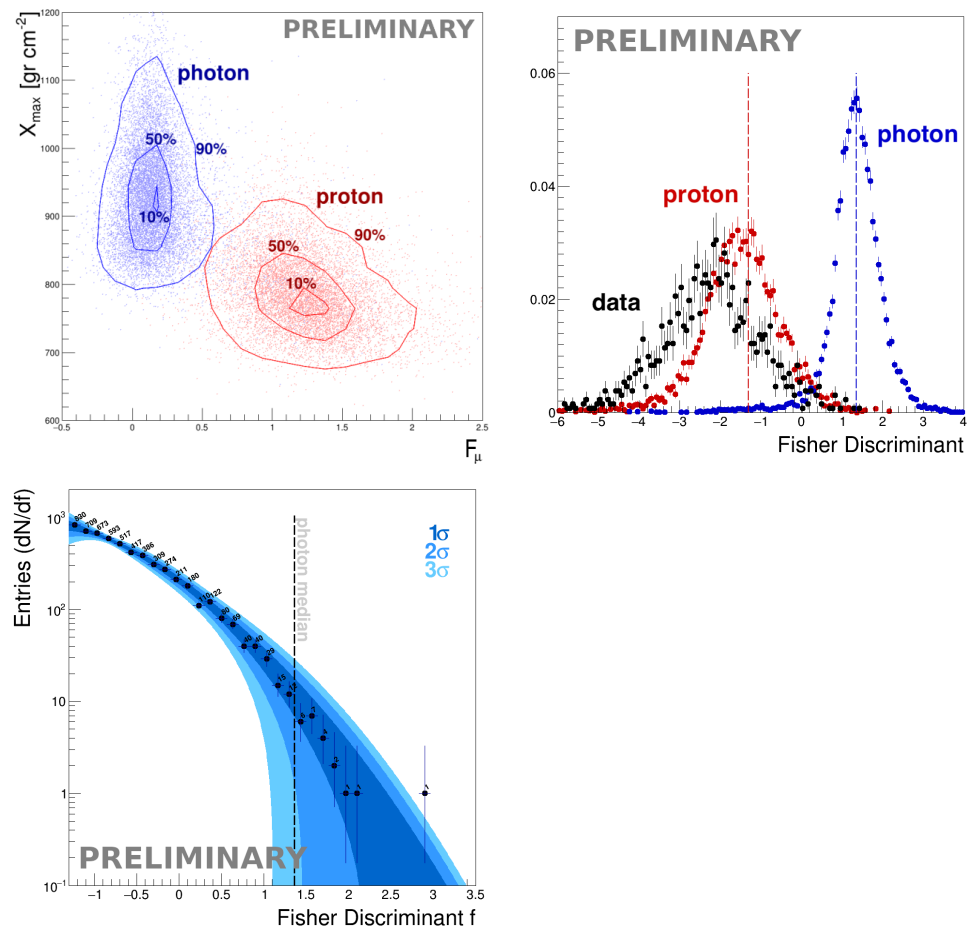


Figure 4. (Top left) scatter plot of X_{\max} and F_{μ} , i.e., the observables used in the hybrid search for photons using air-shower universality, for simulated primary photons (blue) and protons (red); The contour lines enclose 90%, 50% and 10%, respectively, of the events. (Top right) distributions of the Fisher discriminant f for simulated primary photons (signal, blue) and protons (background, red), and for the burnt sample (black); the dashed red line marks the tail of the proton distribution; the dashed blue line indicates the median of the photon distribution. (Bottom) the tail of the distribution of f for the hybrid data sample (black dots); the dashed line represents the photon-candidate cut; the shaded blue regions show the 1σ , 2σ and 3σ uncertainty bands for background expectation. For more details, see [24].

4.3. Search for Photons above 10^{19} eV with the Surface Detector of the Pierre Auger Observatory

In the energy range above 10^{19} eV, UHE photons are searched for among the data collected with the 1500 m SD array of the Pierre Auger Observatory [25]. While the photon search using SD-only data can profit from the large exposure due to the high duty cycle of the SD, the lack of a corresponding fluorescence measurement for the bulk of the data poses some challenges. For example, there is no direct measurement of X_{\max} available. Additionally, the primary energy can only be accessed indirectly, using $S(1000)$ —the interpolated signal in the SD stations at a perpendicular distance of 1000 m from the shower axis—as a proxy.

Two observables are used in this analysis, one related to the thickness of the shower front at ground and one based on the steepness of the lateral distribution. These two properties of an air shower depend on the type of the primary particle initiating the shower, hence they can be used for photon–hadron separation. The first observable, Δ , is based on the risetime $t_{1/2}$ in the individual SD stations, which is defined as the time at which the integrated signal in the measured time trace rises from 10% to 50% of its total value. For showers of the same primary energy and zenith angle, $t_{1/2}$ is expected to be larger for

primary photons with respect to primary nuclei due to the reduced muonic content, which implies larger scattering and attenuation of secondary particles, and to X_{\max} being closer to the ground. Δ is defined as:

$$\Delta = \frac{1}{N} \sum_i \frac{(t_{1/2}^i - t_{1/2}^{\text{bench}})}{\sigma_{t_{1/2}}}, \quad (3)$$

which can be taken as the average deviation of the measured rise times from a *data benchmark* $t_{1/2}^{\text{bench}}$, describing the average rise time of all of the SD data (assumed to be overwhelmingly constituted by primary nuclei) [32], in units of sampling fluctuations $\sigma_{t_{1/2}}$. Details on the selection criteria for the SD stations can be found in [25]. By construction, Δ is expected to average to zero for data and to be significantly positive for photon-induced air showers. As photon-induced air showers are also expected to have a steeper lateral distribution of the signals in the SD stations than the average of all SD data, a second observable L_{LDF} is introduced to quantify the departure of the observed lateral distribution function (LDF) from the average of all SD data (see [33]):

$$L_{\text{LDF}} = \log_{10} \left(\frac{1}{N} \sum_{i=1}^N \frac{S_i}{f_{\text{LDF}}(r_i)} \right), \quad (4)$$

where S_i is the total signal measured in the i -th selected station and $f_{\text{LDF}}(r_i)$ gives the average signal, obtained from all SD data, for a station at the same distance r_i from the shower axis. The photon energy E_γ is determined for each measured air-shower event, taking into account $S(1000)$ and the reconstructed zenith angle. For this purpose, a look-up table has been constructed using a large simulation sample. Only non-preshowering photon events are used, which are weighted according to a reference spectrum $\propto E^{-2}$. In Figure 5, the distributions of the two observables are shown as a function of the photon energy. In particular Δ shows a good separation between photons and data. Finally, the two variables are combined using a Fisher discriminant analysis, with the burnt sample representing the background and photon simulations representing the signal.

The analysis is applied to SD data collected between 1 January 2004 and 30 June 2020. Only air-shower events with a reconstructed zenith angle between 30° and 60° are taken into account to ensure that the majority of possible selected photon-induced showers reach their maximum development before reaching ground level. A number of selection criteria are applied to ensure a reliable reconstruction of the two observables. These criteria are described in detail in [25]. Overall, the data sample (search sample) consists of 48,061 selected events with a photon energy $E_\gamma \geq 10^{19}$ eV, excluding the burnt sample, which consists of 886 events (1.8% of the total number of selected events). The results of the analysis are shown in Figure 5, bottom. Overall, 16, 2 and 0 events above energy thresholds of 1, 2 and 4×10^{19} eV, respectively, had a value of the Fisher discriminant above the photon-candidate cut, which was fixed to the median of the Fisher distribution for non-preshowering primary photons (shown as the solid black line in Figure 5, bottom). The number of observed candidate events is in statistical agreement with what is expected from the fit of an exponential to the tail of the distribution of the Fisher discriminant for the burnt sample. In addition, no peak-like features, which would indicate the presence of a photon population, are observed above the fall-off of the distribution. Overall, the results are consistent with the expectation for a background of UHE protons and nuclei; hence, upper limits on the integral flux of UHE photons are determined. To calculate these upper limits, the signal efficiency of the analysis is required. The efficiency has been determined from simulations, and it increases from 0.26 for a threshold energy of 10^{19} eV to 0.39 for 4×10^{19} eV, under the assumption of a power-law spectrum $\propto E^{-2}$. Upper limits on the integral photon flux are placed at threshold energies of 1, 2, and 4×10^{19} eV, at a confidence level of 95%. At these threshold energies, the upper limits are 2.11, 0.312, and $0.172 \times 10^{-3} \text{ km}^{-2} \text{ sr}^{-1} \text{ yr}^{-1}$, respectively. These upper limits on the integral flux of photons correspond to upper limits on the integral photon fraction of 1.6%, 1.2%, and 3.2%,

for the same threshold energies, and again for a confidence level of 95%. As before, the fraction limits have been calculated using the most up-to-date measurement of the energy spectrum of UHE cosmic rays from the Pierre Auger Observatory [27].

4.4. Summary of the Searches for a Diffuse Flux of UHE Photons

The upper limits on the integral photon flux derived through the three analyses discussed in the previous sections are compiled in Table 1 and shown in Figure 6, together with upper limits published by other experiments. The Pierre Auger Observatory currently provides the most stringent limits over a wide energy range, spanning from 2×10^{17} eV to the highest energies. In addition, the set of upper limits derived from HeCo data closed the gap between the upper limits at ultra-high energies (derived from hybrid and SD data) and those determined by smaller air-shower experiments such as KASCADE-Grande, leading to a full coverage of the aforementioned energy range. It is worth mentioning here that extensive systematic studies have been performed to test the robustness of the analyses and their results against various sources of uncertainties, for example in the hadronic interaction models used in the air-shower simulations or in the reconstruction of the different observables. Overall, the results proved to be very robust, more details on these studies can be found in [23–25].

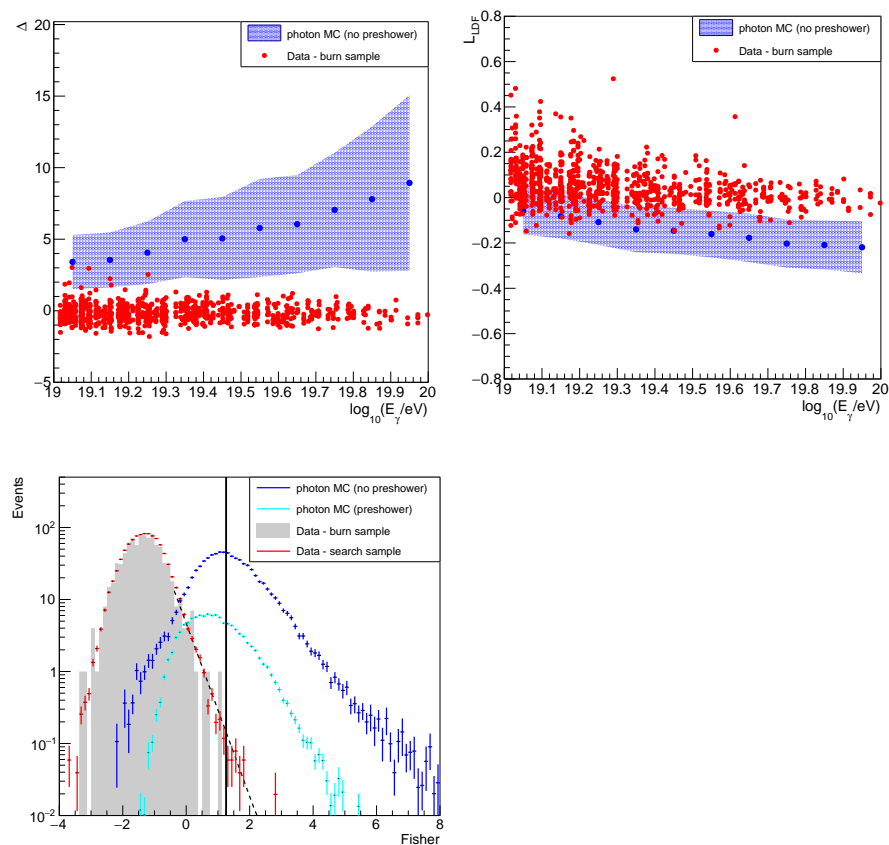


Figure 5. (Top) distributions of Δ (left) and L_{LDF} (right), i.e., the observables used in the search for photons based on SD-only data, as a function of the photon energy E_γ for simulated primary photons (in blue) and a fraction of the data sample (in red) that is used as a burnt sample; the bands represent one standard deviation of the photon distributions. (Bottom) distributions of the Fisher discriminant for the burnt sample (grey), the search sample (red) and simulated primary photons (non-preshowering in blue and preshowering in light blue), weighted with an E^{-2} spectrum; the search sample and the photon distributions are scaled to have the same integral as the burn sample one; the vertical line indicates the value of the photon-candidate cut; the dashed line shows the result of the fit of an exponential to the 5% of events in the burnt sample with the largest values of the Fisher discriminant. For more details, see [25].

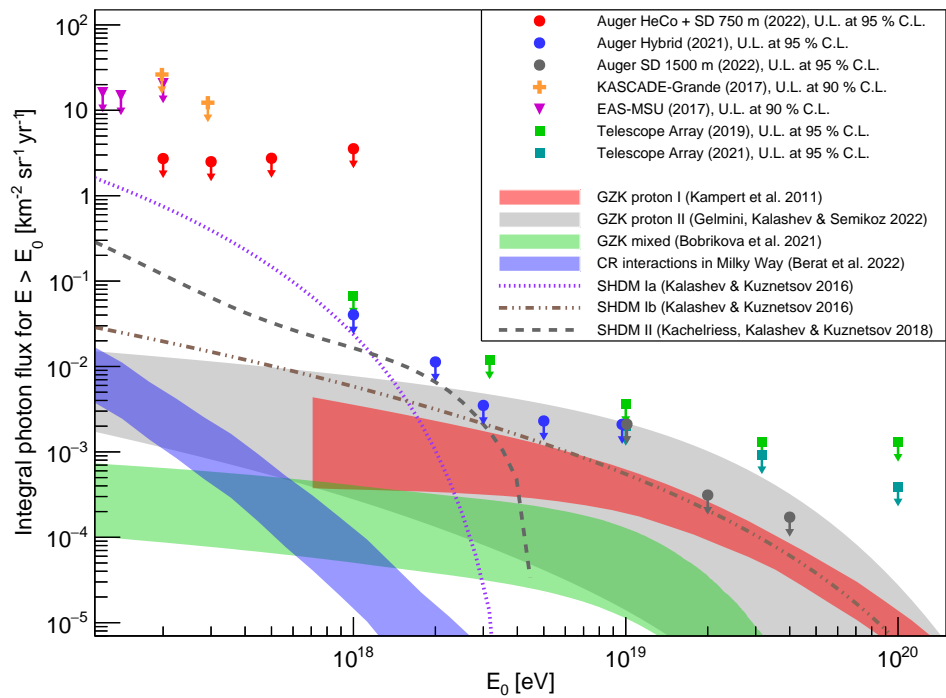


Figure 6. Current upper limits on the integral photon flux determined from data collected by the Pierre Auger Observatory (red, blue and gray circles). We also show the upper limits published by other experiments: KASCADE-Grande (orange crosses) [34], EAS-MSU (magenta triangles) [35] and Telescope Array (green squares from [36] and turquoise squares from [37]). The ranges of expected GZK photon fluxes under the assumption of two different pure-proton scenarios are shown as the red and gray bands (following [2] and [5], respectively). The green band shows the expected GZK photon flux, assuming a mixed composition that would fit the Auger data [3], while the blue band denotes the range of photon fluxes that would be expected from cosmic-ray interactions with matter in the Milky Way [4]. In addition, the expected photon fluxes from the decay of super-heavy dark matter particles are included (decay into hadrons, $X \rightarrow q\bar{q}$, based on [38]: dashed violet line for a mass of the SHDM particles $M_X = 10^{10}$ GeV and a lifetime $\tau_X = 3 \times 10^{21}$ yr [SHDM Ia]; brown dot-dashed line for $M_X = 10^{12}$ GeV and $\tau_X = 10^{23}$ yr [SHDM Ib]; decay into leptons, $X \rightarrow \nu\bar{\nu}$, based on [39]: dashed gray line for $M_X = 10^{10}$ GeV and $\tau_X = 3 \times 10^{21}$ yr [SHDM II]; the exact lines have been obtained through personal communication with one of the authors).

Table 1. Compilation of the upper limits on the integral photon flux determined through the three analyses discussed in the previous sections.

Detector	E_0 [eV]	$\Phi_{\gamma, U.L.}^{95\%}(E_\gamma > E_0)$ [$\text{km}^{-2} \text{yr}^{-1} \text{sr}^{-1}$]	Reference
HeCo + SD 750 m	2×10^{17}	2.72	[23]
	3×10^{17}	2.50	
	5×10^{17}	2.74	
	10^{18}	3.55	
FD + SD 1500 m	10^{18}	4×10^{-2}	[24]
	2×10^{18}	1.1×10^{-2}	
	3×10^{18}	0.35×10^{-2}	
	5×10^{18}	0.23×10^{-2}	
	10^{19}	0.21×10^{-2}	
SD 1500 m	10^{19}	2.11×10^{-3}	[25]
	2×10^{19}	0.312×10^{-3}	
	4×10^{19}	0.172×10^{-3}	

For comparison, the expected fluxes of UHE photons under different theoretical assumptions are shown in Figure 6. First, we briefly discuss the expected fluxes resulting from interactions of UHECRs with the background photon fields permeating the Universe, most notably the cosmic microwave background [40,41]. In Figure 6, the expectations for two different pure-proton scenarios [2,5] are shown, as well as a scenario involving a mixed composition at the sources [3]. While the experimental sensitivities reached above $\approx 3 \times 10^{18}$ eV start to approach or already constrain the most optimistic expectations of the cosmogenic photon flux from protons, they are about 1 to 1.5 orders of magnitude above those from the mixed-composition model. Another cosmogenic flux is that from the interactions of UHECRs with the matter traversed in the Galactic plane [4]. While this flux becomes comparable to the ones below 10^{18} eV, they are still two to three orders of magnitude below the current upper limits in this energy region. Finally, UHE photons could also result from the decay of super-heavy dark matter (SHDM) particles. It should be noted that previous upper limits on the incoming photon flux already severely constrained non-acceleration models in general, and SHDM models in particular, trying to explain the origin of cosmic rays at the highest energies (see, e.g., [21,22]). With the upper limits on the incoming photon flux, it is possible to constrain the phase space of mass and lifetime of the SHDM particles [7]. As an example, we show the expectations for three different assumptions: For a hadronic decay ($X \rightarrow q\bar{q}$), we show the expected fluxes according to [38] for a mass M_X of the SHDM particles of 10^{10} GeV and a lifetime τ_X of 3×10^{21} yr, as well as for $M_X = 10^{12}$ GeV and a lifetime $\tau_X = 10^{23}$ yr. Both combinations are currently allowed. Since a decay into leptons ($X \rightarrow \nu\bar{\nu}$) is also possible, we show the expected flux according to [39] for $M_X = 10^{10}$ GeV and a lifetime $\tau_X = 3 \times 10^{21}$ yr. As the sensitivity of current photon searches increases, it will be possible to further constrain these values [7].

5. Searches for UHE Photons from Point Sources and Transient Events

The analyses discussed in the previous section are searches for a diffuse, i.e., direction-independent flux of UHE photons. Naturally, the arrival direction of a cosmic particle carries important information. Photons, like neutrinos, are neutral particles. They are therefore not deflected by galactic and extragalactic magnetic fields and point right back at their production site. This can be used to search for point sources of UHE photons by simply looking for an excess of events from a certain direction [42], taking into account the angular resolution of the experiment. Complementary to a blind search over the full visible sky, the search for photons can also be restricted to the directions of putative sources to reduce the statistical penalty [43]. In the following sections, we briefly summarize these two analyses. In addition, we discuss follow-up searches for UHE photons from transient events, for example, in association with gravitational-wave events [44].

5.1. A Search for Point Sources of EeV Photons

The blind search for point sources of UHE photons is performed in the energy range between $10^{17.3}$ eV and $10^{18.5}$ eV using hybrid data collected between January 2005 and September 2011. The dataset covers a declination range between -85° and $+20^\circ$. The average angular resolution of this dataset is 0.7° . To reduce the contamination of (isotropically distributed) hadronic background events, photon-like air showers are selected using a BDT. The main input variables of the BDT are X_{\max} and S_b , complemented by additional observables based on the fit of a Greisen function to the recorded longitudinal profile, and the ratio of the early-arriving to the late-arriving signal in the SD station with the highest signal [42]. The selection of photon-like events is optimized for each direction by taking into account the expected number of background events, which has been derived using the scrambling technique [45]. No evidence for an excess of photon-like events has been found for any direction within the declination band specified previously. The resulting upper limits on the flux of UHE photons for each direction are shown in Figure 7. The average upper limit on the particle flux is $0.035 \text{ km}^{-2} \text{ yr}^{-1}$ with a maximum of $0.14 \text{ km}^{-2} \text{ yr}^{-1}$, corresponding to upper limits on the energy flux of $0.06 \text{ eV cm}^{-2} \text{ s}^{-1}$ (average) and $0.25 \text{ eV cm}^{-2} \text{ s}^{-1}$ (maximum), under the assumption of an energy spectrum following a power law with spectral index -2 .

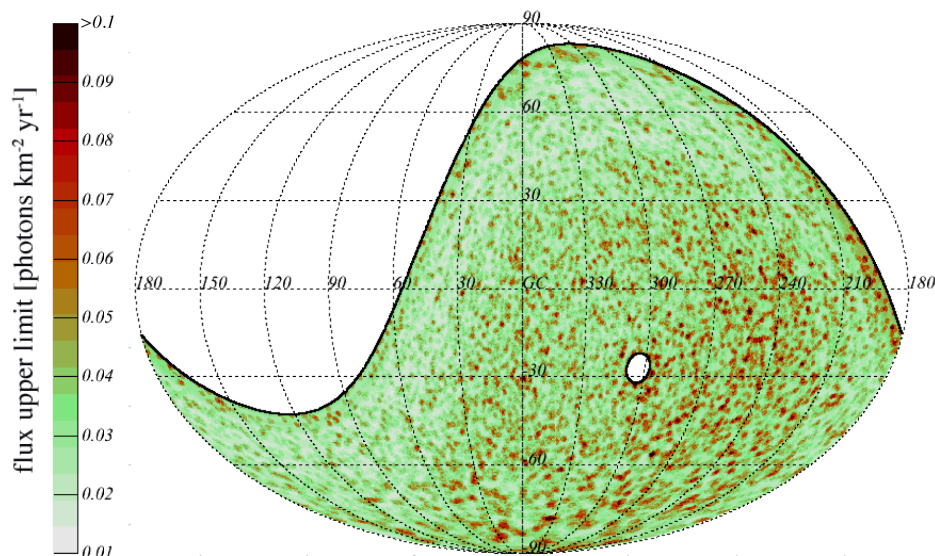


Figure 7. Celestial map, in Galactic coordinates, of upper limits on the incoming photon flux [42]. The white regions indicate regions of the sky that are either not in the field of view of the Pierre Auger Observatory (northern hemisphere) or omitted in this analysis (southern celestial pole). For more details, see [42].

5.2. A Targeted Search for Point Sources of EeV Photons with the Pierre Auger Observatory

The targeted search for point sources of UHE photons follows the same analysis logic as the blind search summarized before, albeit with a larger dataset (January 2005 to December 2013). To reduce the statistical penalty of looking at all directions in the visible sky, the targeted search is restricted to 12 predefined target classes, containing 364 targets in total. Since the attenuation length of photons in the energy range considered here ($10^{17.3}$ to $10^{18.5}$ eV, same as before) varies between 90 and 900 kpc [43], these target classes contain mostly galactic sources such as, e.g., millisecond pulsars, γ -ray pulsars, and low-mass and high-mass X-ray binaries, as well as the Galactic center. In addition, two nearby extragalactic target sets are included: three powerful γ -ray emitters in the Large Magellanic Cloud and the core region of Centaurus A. The different target classes are listed in Table 2.

Table 2. Combined unweighted probabilities \mathcal{P} and weighted probabilities \mathcal{P}_w for the 12 target sets analyzed in [43]. In addition, selected information on the most significant target from each target set is given: the unpenalized (p) and penalized (p^*) p -values and the derived upper limit on the photon flux at 95% C.L.. More details on the most significant targets, e.g., the galactic coordinates and upper limits on the energy flux, can be found in [43].

Class	N	\mathcal{P}	\mathcal{P}_w	p	p^*	$f_{UL}^{0.95}$ [$\text{km}^{-2} \text{yr}^{-1}$]
msec pulsars	67	0.14	0.57	0.010	0.476	0.043
γ -ray pulsars	75	0.98	0.97	0.007	0.431	0.045
Low-mass X-ray binaries	87	0.74	0.13	0.014	0.718	0.046
High-mass X-ray binaries	48	0.84	0.33	0.040	0.856	0.036
H.E.S.S. pulsar wind nebulae	17	0.90	0.92	0.104	0.845	0.038
H.E.S.S. other	16	0.52	0.12	0.042	0.493	0.040
H.E.S.S. unidentified	20	0.45	0.79	0.014	0.251	0.045
Microquasars	13	0.48	0.29	0.037	0.391	0.045
Magnetars	16	0.89	0.30	0.115	0.858	0.031
Galactic Center	1	0.59	0.59	0.471	0.471	0.024
Large Magellanic Cloud	3	0.62	0.52	0.463	0.845	0.030
Centaurus A	1	0.31	0.31	0.221	0.221	0.031

A p -value p_i is assigned to each candidate source i of a target set, taking into account the observed number of events from this target direction, as well as the expected number of background events. The p -values of all targets in a set are combined with and without statistical weights, which take into account both the measured electromagnetic flux from the source (taken from astrophysical catalogs) and the directional exposure for photons, derived from simulations. The combined weighted probability \mathcal{P}_w is the fraction of isotropic simulations yielding a weighted product that is not greater than the measured weighted product. The combined unweighted probability \mathcal{P} is calculated similarly, but with equal weights for all targets. The results of the analysis for each of the 12 target sets are shown in Table 2, along with information about the target with the smallest p -value in each set. In addition, the penalized p -values p^* are given, i.e., the chance probability that one or more of the targets in the set have a p -value less than p under the assumption of a uniform probability distribution. No combined p -value (weighted and unweighted), nor any individual p -value for a target has a statistical significance as great as 3σ . Therefore, no target class reveals compelling evidence for photon-emitting sources in the 10^{18} eV range. There is also no evidence for one outstanding target in any target set.

5.3. Follow-Up Search for UHE Photons from Gravitational Wave Sources with the Pierre Auger Observatory

Since the first direct detection of gravitational waves in 2015 [46], the field of multimessenger astronomy has made tremendous progress. In the past years, the transient sources of gravitational wave events—compact binary mergers of black holes and/or neutron stars—have been analyzed by various astronomical instruments. With its unique exposure to UHE particles, the Pierre Auger Observatory has joined the global multimessenger campaign by searching for UHE neutral particles, in particular with follow-up searches for neutrinos (see, e.g., [47]) and photons [44] in association with gravitational wave events. In this context, the search for photons poses several challenges. Not only is the possible flux of UHE photons from any distant source expected to be heavily attenuated due to interactions with the cosmic background radiation fields, but also, the non-negligible background of air-shower events with hadronic origin makes the unambiguous identification of primary photons challenging. The identification of photon candidate events is based on the standard search for photons at the Pierre Auger Observatory using the SD (see Section 4.3). In order to still maintain a high sensitivity towards a possible photon signal from a transient source despite the considerable background, a dedicated gravitational wave selection strategy has been developed, which accepts only close or well-localized sources. Three classes of accepted gravitational wave events are defined in Figure 8, left, in the space of the 50% sky localization region and the luminosity distance. While close sources are the most promising candidates to yield a detectable flux of UHE photons, the detection of a photon in coincidence with a distant but well-localized source would provide a strong hint towards new physics. Out of all gravitational wave events published in the GWTC-1 and -2 catalogs [48,49], four events—including GW170817, which originated from the merger of two neutron stars [50] and after which a short gamma-ray burst was observed from the same direction in the sky [51]—were selected and analyzed for coincident UHE photons within the time period of one sidereal day after the gravitational wave event. No photon candidate events could be identified. Preliminary upper limits on the spectral fluence within the respective time windows are shown in Figure 8, right.

A similar analysis ansatz can be used to search for UHE photons in association with other transient events, such as flares of the blazar TXS 0506+056 [52]. Neither during the first period of enhanced neutrino activity observed by IceCube from October 2014 to February 2015, nor during the second from March 2017 to September 2017 [53], could coincident photon events be identified in the dataset collected with the SD. However, at Gpc scales, no flux of UHE photons could possibly be detected at Earth without new physics processes altering the attenuation of photons in the extragalactic medium.

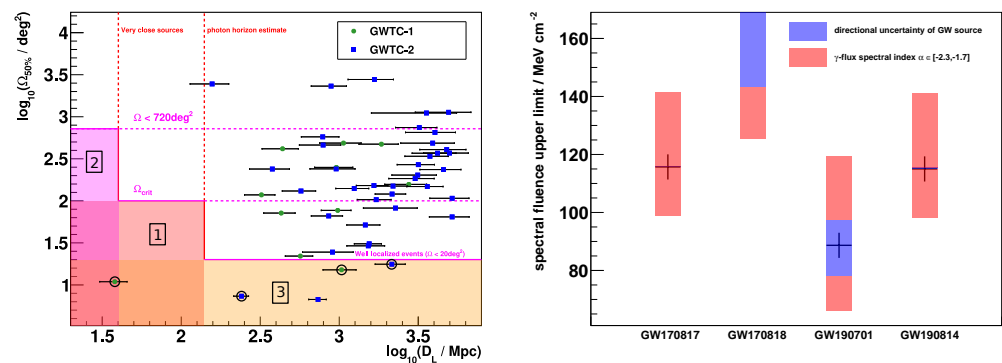


Figure 8. (Left) The three classes of selected gravitational wave sources in the follow-up search for photons in association with gravitational wave events, as defined by their 50% localization region ($\Omega_{50\%}$) and luminosity distance (D_L); the circled markers in the acceptance region mark the events which had at least some overlap with the field of view of the SD at any time. (Right) Preliminary upper limits on the spectral fluence of UHE photons at Earth for each of the selected gravitational wave sources; the uncertainty bars include both the directional uncertainty of the gravitational wave event (blue) and the uncertainty due to the choice of the spectral index used to calculate the spectral fluence (red); for the second event, the uncertainty bars extend beyond the plotted range, since this source is located right at the edge of the field of view of the Pierre Auger Observatory. For more details, see [44].

6. Outlook

Future improvements to the searches for ultra-high-energy photons summarized in this review can naturally be expected from using larger datasets, profiting from the constant increase in exposure over time, with which the upper limits scale inversely. Assuming an increase by a factor of two in exposure, this would translate directly into upper limits that are lower by the same factor of two, in the absence of photon candidate events. In addition, the ongoing detector upgrade of the Pierre Auger Observatory, dubbed AugerPrime [54,55] will play a major role in the future. A key part of this upgrade is the installation of scintillation detectors on top of the water-Cherenkov detector stations of the SD. The current photon searches discussed previously already exploit the well-known differences in these components between photon- and hadron-induced air showers (see Section 2), albeit in a rather indirect way. AugerPrime will allow for more direct access, which will lead to overall better separation between photon-induced air showers and the vast hadronic background. In addition, the detector stations will be equipped with radio antennas to measure the radio signals emitted by an air shower, which act as a proxy to the electromagnetic component and can therefore also be exploited in searches for UHE photons. All of these efforts combined will significantly improve the upper limits on the incoming photon flux or, in the best case, lead to the first unambiguous detection of photons at ultra-high energies.

Data Availability Statement: Not applicable

Acknowledgments: The successful installation, commissioning and operation of the Pierre Auger Observatory would not have been possible without the strong commitment and effort from the technical and administrative staff in Malargüe. We are very grateful to the following agencies and organizations for financial support: Argentina—Comisión Nacional de Energía Atómica; Agencia Nacional de Promoción Científica y Tecnológica (ANPCyT); Consejo Nacional de Investigaciones Científicas y Técnicas (CONICET); Gobierno de la Provincia de Mendoza; Municipalidad de Malargüe; NDM Holdings and Valle Las Leñas; in gratitude for their continuing cooperation over land access; Australia—the Australian Research Council; Belgium—Fonds de la Recherche Scientifique (FNRS); Research Foundation Flanders (FWO); Brazil—Conselho Nacional de Desenvolvimento Científico e Tecnológico (CNPq); Financiadora de Estudos e Projetos (FINEP); Fundação de Amparo à Pesquisa do Estado de Rio de Janeiro (FAPERJ); São Paulo Research Foundation (FAPESP)

Grants No. 2019/10151-2, No. 2010/07359-6 and No. 1999/05404-3; Ministério da Ciência, Tecnologia, Inovações e Comunicações (MCTIC); Czech Republic—Grant No. MSMT CR LTT18004, LM2015038, LM2018102, CZ.02.1.01/0.0/0.0/16_013/0001402, CZ.02.1.01/0.0/0.0/18_046/0016010 and CZ.02.1.01/0.0/0.0/17_049/0008422; France—Centre de Calcul IN2P3/CNRS; Centre National de la Recherche Scientifique (CNRS); Conseil Régional Ile-de-France; Département Physique Nucléaire et Corpusculaire (PNC-IN2P3/CNRS); Département Sciences de l’Univers (SDU-INSU/CNRS); Institut Lagrange de Paris (ILP) Grant No. LABEX ANR-10-LABX-63 within the Investissements d’Avenir Programme Grant No. ANR-11-IDEX-0004-02; Germany—Bundesministerium für Bildung und Forschung (BMBF); Deutsche Forschungsgemeinschaft (DFG); Finanzministerium Baden-Württemberg; Helmholtz Alliance for Astroparticle Physics (HAP); Helmholtz-Gemeinschaft Deutscher Forschungszentren (HGF); Ministerium für Kultur und Wissenschaft des Landes Nordrhein-Westfalen; Ministerium für Wissenschaft, Forschung und Kunst des Landes Baden-Württemberg; Italy—Istituto Nazionale di Fisica Nucleare (INFN); Istituto Nazionale di Astrofisica (INAF); Ministero dell’Istruzione, dell’Università e della Ricerca (MIUR); CETEMPS Center of Excellence; Ministero degli Affari Esteri (MAE); México—Consejo Nacional de Ciencia y Tecnología (CONACYT) No. 167733; Universidad Nacional Autónoma de México (UNAM); PAPIIT DGAPA-UNAM; The Netherlands—Ministry of Education, Culture and Science; Netherlands Organisation for Scientific Research (NWO); Dutch national e-infrastructure with the support of SURF Cooperative; Poland—Ministry of Education and Science, grant No. DIR/WK/2018/11; National Science Centre, Grants No. 2016/22/M/ST9/00198, 2016/23/B/ST9/01635, and 2020/39/B/ST9/01398; Portugal—Portuguese national funds and FEDER funds within Programa Operacional Factores de Competitividade through Fundação para a Ciência e a Tecnologia (COMPETE); Romania—Ministry of Research, Innovation and Digitization, CNCS/CCCDI UEFISCDI, grant no. PN19150201/16N/2019 and PN1906010 within the National Nucleus Program, and projects number TE128, PN-III-P1-1.1-TE-2021-0924/TE57/2022 and PED289, within PNCDI III; Slovenia—Slovenian Research Agency, grants P1-0031, P1-0385, I0-0033, N1-0111; Spain—Ministerio de Economía, Industria y Competitividad (FPA2017-85114-P and PID2019-104676GB-C32), Xunta de Galicia (ED431C 2017/07), Junta de Andalucía (SOMM17/6104/UGR, P18-FR-4314) Feder Funds, RENATA Red Nacional Temática de Astropartículas (FPA2015-68783-REDT) and María de Maeztu Unit of Excellence (MDM-2016-0692); USA—Department of Energy, Contracts No. DE-AC02-07CH11359, No. DE-FR02-04ER41300, No. DE-FG02-99ER41107 and No. DE-SC0011689; National Science Foundation, Grant No. 0450696; The Grainger Foundation; Marie Curie-IRSES/EPLANET; European Particle Physics Latin American Network; and UNESCO.

Conflicts of Interest: The authors declare no conflict of interest.

Appendix A

The Pierre Auger Collaboration:

P. Abreu ⁷¹, M. Aglietta ^{53,51}, I. Allekotte ¹, K. Almeida Cheminant ⁶⁹, A. Almela ^{8,12}, J. Alvarez-Muñiz ⁷⁸, J. Ammerman Yebra ⁷⁸, G.A. Anastasi ^{53,51}, L. Anchordoqui ⁸⁵, B. Andrada ⁸, S. Andringa ⁷¹, C. Aramo ⁴⁹, P.R. Araújo Ferreira ⁴¹, E. Arnone ^{62,51}, J. C. Arteaga Velázquez ⁶⁶, H. Asorey ⁸, P. Assis ⁷¹, G. Avila ¹¹, E. Avocone ^{56,45}, A.M. Badescu ⁷⁴, A. Bakalova ³¹, A. Balaceanu ⁷², F. Barbato ^{44,45}, J.A. Bellido ^{13,68}, C. Berat ³⁵, M.E. Bertaina ^{62,51}, G. Bhatta ⁶⁹, P.L. Biermann ^f, V. Binet ⁶, K. Bismark ^{38,8}, T. Bister ⁴¹, J. Biteau ³⁶, J. Blazek ³¹, C. Bleve ³⁵, J. Blümer ⁴⁰, M. Boháčová ³¹, D. Boncioli ^{56,45}, C. Bonifazi ^{9,25}, L. Bonneau Arbeletche ²¹, N. Borodai ⁶⁹, J. Brack ⁸, T. Bretz ⁴¹, P.G. Brichetto Orcherá ⁸, F.L. Briechele ⁴¹, P. Buchholz ⁴³, A. Bueno ⁷⁷, S. Buitink ¹⁵, M. Buscemi ^{46,60}, M. Büsken ^{38,8}, A. Bwembya ^{79,80}, K.S. Caballero-Mora ⁶⁵, L. Caccianiga ^{58,48}, I. Caracas ³⁷, R. Caruso ^{57,46}, A. Castellina ^{53,51}, F. Catalani ¹⁸, G. Cataldi ⁴⁷, L. Cazon ⁷⁸, M. Cerda ¹⁰, J.A. Chinellato ²¹, J. Chudoba ³¹, L. Chytka ³², R.W. Clay ¹³, A.C. Cobos Cerutti ⁷, R. Colalillo ^{59,49}, A. Coleman ⁸⁹, M.R. Coluccia ⁴⁷, R. Conceição ⁷¹, A. Condorelli ^{44,45}, G. Consolati ^{48,54}, F. Contreras ¹¹, F. Convenga ⁴⁰, D. Correia dos Santos ²⁷, C.E. Covault ⁸³, M. Cristinziani ⁴³, S. Dasso ^{5,3}, K. Daumiller ⁴⁰, B.R. Dawson ¹³, R.M. de Almeida ²⁷, J. de Jesús ^{8,40}, S.J. de Jong ^{79,80}, J.R.T. de Mello Neto ^{25,26}, I. De Mitri ^{44,45}, J. de Oliveira ¹⁷, D. de Oliveira Franco ²¹, F. de Palma ^{55,47}, V. de Souza ¹⁹, E. De Vito ^{55,47}, A. Del Popolo ^{57,46}, O. Deligny ³³, L. Deval ^{40,8}, A. di Matteo ⁵¹, M. Dobre ⁷², C. Dobrigkeit ²¹, J.C. D’Olivo ⁶⁷,

L.M. Domingues Mendes ⁷¹, R.C. dos Anjos ²⁴, J. Ebr ³¹, M. Eman ^{79,80}, R. Engel ^{38,40}, I. Epicoco ^{55,47}, M. Erdmann ⁴¹, A. Etchegoyen ^{8,12}, H. Falcke ^{79,81,80}, J. Farmer ⁸⁸, G. Farrar ⁸⁷, A.C. Fauth ²¹, N. Fazzini ^d, F. Feldbusch ³⁹, F. Fenu ^{62,51}, B. Fick ⁸⁶, J.M. Figueira ⁸, A. Filipčič ^{76,75}, T. Fitoussi ⁴⁰, T. Fodran ⁷⁹, T. Fujii ^{88,e}, A. Fuster ^{8,12}, C. Galea ⁷⁹, C. Galelli ^{58,48}, B. García ⁷, H. Gemmeke ³⁹, F. Gesualdi ^{8,40}, A. Gherghel-Lascu ⁷², P.L. Ghia ³³, U. Giaccari ⁷⁹, M. Giammarchi ⁴⁸, J. Glombitza ⁴¹, F. Gobbi ¹⁰, F. Gollan ⁸, G. Golup ¹, M. Gómez Berisso ¹, P.F. Gómez Vitale ¹¹, J.P. Gongora ¹¹, J.M. González ¹, N. González ¹⁴, I. Goos ¹, D. Góra ⁶⁹, A. Gorgi ^{53,51}, M. Gottowik ⁷⁸, T.D. Grubb ¹³, F. Guarino ^{59,49}, G.P. Guedes ²², E. Guido ⁴³, S. Hahn ^{40,8}, P. Hamal ³¹, M.R. Hampel ⁸, P. Hansen ⁴, D. Harari ¹, V.M. Harvey ¹³, A. Haungs ⁴⁰, T. Hebbeker ⁴¹, D. Heck ⁴⁰, C. Hojvat ^d, J.R. Hörandel ^{79,80}, P. Horvath ³², M. Hrabovský ³², T. Huege ^{40,15}, A. Insolia ^{57,46}, P.G. Isar ⁷³, P. Janecek ³¹, J.A. Johnsen ⁸⁴, J. Jurysek ³¹, A. Kääpä ³⁷, K.H. Kampert ³⁷, B. Keilhauer ⁴⁰, A. Khakurdikar ⁷⁹, V.V. Kizakke Covilakam ^{8,40}, H.O. Klages ⁴⁰, M. Kleifges ³⁹, J. Kleinfeller ¹⁰, F. Knapp ³⁸, N. Kunka ³⁹, B.L. Lago ¹⁶, N. Langner ⁴¹, M.A. Leigui de Oliveira ²³, V. Lenok ³⁸, A. Letessier-Selvon ³⁴, I. Lhenry-Yvon ³³, D. Lo Presti ^{57,46}, L. Lopes ⁷¹, R. López ⁶³, L. Lu ⁹⁰, Q. Luce ³⁸, J.P. Lundquist ⁷⁵, A. Machado Payeras ²¹, G. Mancarella ^{55,47}, D. Mandat ³¹, B.C. Manning ¹³, J. Manshanden ⁴², P. Mantsch ^d, S. Marafico ³³, F.M. Mariani ^{58,48}, A.G. Mariazzi ⁴, I.C. Mariş ¹⁴, G. Marsella ^{60,46}, D. Martello ^{55,47}, S. Martinelli ^{40,8}, O. Martínez Bravo ⁶³, M.A. Martins ⁷⁸, M. Mastrodicasa ^{56,45}, H.J. Mathes ⁴⁰, J. Matthews ^a, G. Matthiae ^{61,50}, E. Mayotte ^{84,37}, S. Mayotte ⁸⁴, P.O. Mazur ^d, G. Medina-Tanco ⁶⁷, D. Melo ⁸, A. Menshikov ³⁹, S. Michal ³², M.I. Micheletti ⁶, L. Miramonti ^{58,48}, S. Mollerach ¹, F. Montanet ³⁵, L. Morejon ³⁷, C. Morello ^{53,51}, A.L. Müller ³¹, K. Mulrey ^{79,80}, R. Mussa ⁵¹, M. Muzio ⁸⁷, W.M. Namasaka ³⁷, A. Nasr-Esfahani ³⁷, L. Nellen ⁶⁷, G. Nicora ², M. Niculescu-Oglinزان ⁷², M. Niechciol ⁴³, D. Nitz ⁸⁶, I. Norwood ⁸⁶, D. Nosek ³⁰, V. Novotny ³⁰, L. Nožka ³², A. Nucita ^{55,47}, L.A. Núñez ²⁹, C. Oliveira ¹⁹, M. Palatka ³¹, J. Pallotta ², G. Parente ⁷⁸, A. Parra ⁶³, J. Pawlowsky ³⁷, M. Pech ³¹, J. Pękala ⁶⁹, R. Pelayo ⁶⁴, E.E. Pereira Martins ^{38,8}, J. Perez Armand ²⁰, C. Pérez Bertolli ^{8,40}, L. Perrone ^{55,47}, S. Petrerá ^{44,45}, C. Petrucci ^{56,45}, T. Pierog ⁴⁰, M. Pimenta ⁷¹, M. Platino ⁸, B. Pont ⁷⁹, M. Pothast ^{80,79}, M. Pourmohammad Shavar ^{60,46}, P. Privitera ⁸⁸, M. Prouza ³¹, A. Puyleart ⁸⁶, S. Quercfeld ³⁷, J. Rautenberg ³⁷, D. Ravignani ⁸, M. Reininghaus ³⁸, J. Ridky ³¹, F. Riehn ⁷¹, M. Risse ⁴³, V. Rizi ^{56,45}, W. Rodrigues de Carvalho ⁷⁹, J. Rodriguez Rojo ¹¹, M.J. Roncoroni ⁸, S. Rossoni ⁴², M. Roth ⁴⁰, E. Roulet ¹, A.C. Rovero ⁵, P. Ruehl ⁴³, A. Saftoiu ⁷², M. Saharan ⁷⁹, F. Salamida ^{56,45}, H. Salazar ⁶³, G. Salina ⁵⁰, J.D. Sanabria Gomez ²⁹, F. Sánchez ⁸, E.M. Santos ²⁰, E. Santos ³¹, F. Sarazin ⁸⁴, R. Sarmento ⁷¹, R. Sato ¹¹, P. Savina ⁹⁰, C.M. Schäfer ⁴⁰, V. Scherini ^{55,47}, H. Schieler ⁴⁰, M. Schimassek ⁴⁰, M. Schimp ³⁷, F. Schlüter ^{40,8}, D. Schmidt ³⁸, O. Scholten ¹⁵, H. Schoorlemmer ^{79,80}, P. Schovánek ³¹, F.G. Schröder ^{89,40}, J. Schulte ⁴¹, T. Schulz ⁴⁰, S.J. Sciutto ⁴, M. Scornavacche ^{8,40}, A. Segreto ^{52,46}, S. Sehgal ³⁷, S.U. Shivashankara ⁷⁵, G. Sigl ⁴², G. Silli ⁸, O. Sima ^{72,b}, R. Smau ⁷², R. Šmída ⁸⁸, P. Sommers ^h, J.F. Soriano ⁸⁵, R. Squartini ¹⁰, M. Stadelmaier ³¹, D. Stanca ⁷², S. Stanič ⁷⁵, J. Stasielak ⁶⁹, P. Stassi ³⁵, M. Straub ⁴¹, A. Streich ^{38,8}, M. Suárez-Durán ¹⁴, T. Sudholz ¹³, T. Suomijärvi ³⁶, A.D. Supanitsky ⁸, Z. Szadkowski ⁷⁰, A. Tapia ²⁸, C. Taricco ^{62,51}, C. Timmermans ^{80,79}, O. Tkachenko ⁴⁰, P. Tobiska ³¹, C.J. Todero Peixoto ¹⁸, B. Tomé ⁷¹, Z. Torrès ³⁵, A. Travaini ¹⁰, P. Travnicek ³¹, C. Trimarelli ^{56,45}, M. Tueros ⁴, R. Ulrich ⁴⁰, M. Unger ⁴⁰, L. Vaclavek ³², M. Vacula ³², J.F. Valdés Galicia ⁶⁷, L. Valore ^{59,49}, E. Varela ⁶³, A. Vásquez-Ramírez ²⁹, D. Veberič ⁴⁰, C. Ventura ²⁶, I.D. Vergara Quispe ⁴, V. Verzi ⁵⁰, J. Vicha ³¹, J. Vink ⁸², S. Vorobiov ⁷⁵, C. Watanabe ²⁵, A.A. Watson ^c, A. Weindl ⁴⁰, L. Wiencke ⁸⁴, H. Wilczyński ⁶⁹, D. Witkowski ³⁷, B. Wundheiler ⁸, A. Yushkov ³¹, O. Zapparrata ¹⁴, E. Zas ⁷⁸, D. Zavrtnik ^{75,76}, M. Zavrtnik ^{76,75}, L. Zehrer ⁷⁵

¹ Centro Atómico Bariloche and Instituto Balseiro (CNEA-UNCuyo-CONICET), San Carlos de Bariloche, Argentina

² Centro de Investigaciones en Láseres y Aplicaciones, CITEDEF and CONICET, Villa Martelli, Argentina

³ Departamento de Física and Departamento de Ciencias de la Atmósfera y los Océanos, FCEyN, Universidad de Buenos Aires and CONICET, Buenos Aires, Argentina

- 4 IFLP, Universidad Nacional de La Plata and CONICET, La Plata, Argentina
5 Instituto de Astronomía y Física del Espacio (IAFE, CONICET-UBA), Buenos Aires, Argentina
6 Instituto de Física de Rosario (IFIR)—CONICET/U.N.R. and Facultad de Ciencias Bioquímicas y Farmacéu-
7 ticas U.N.R., Rosario, Argentina
8 Instituto de Tecnologías en Detección y Astropartículas (CNEA, CONICET, UNSAM), and Universidad
9 Tecnológica Nacional—Facultad Regional Mendoza (CONICET/CNEA), Mendoza, Argentina
10 Instituto de Tecnologías en Detección y Astropartículas (CNEA, CONICET, UNSAM), Buenos Aires,
11 Argentina
12 International Center of Advanced Studies and Instituto de Ciencias Físicas, ECyT-UNSAM and CONICET,
13 Campus Miguelete—San Martín, Buenos Aires, Argentina
14 Observatorio Pierre Auger, Malargüe, Argentina
15 Observatorio Pierre Auger and Comisión Nacional de Energía Atómica, Malargüe, Argentina
16 Facultad Regional Buenos Aires, Universidad Tecnológica Nacional, Buenos Aires, Argentina
17 University of Adelaide, Adelaide, S.A., Australia
18 Université Libre de Bruxelles (ULB), Brussels, Belgium
19 Vrije Universiteit Brussels, Brussels, Belgium
20 Centro Federal de Educação Tecnológica Celso Suckow da Fonseca, Nova Friburgo, Brazil
21 Instituto Federal de Educação, Ciência e Tecnologia do Rio de Janeiro (IFRJ), Brazil
22 Escola de Engenharia de Lorena, Universidade de São Paulo, Lorena, SP, Brazil
23 Instituto de Física de São Carlos, Universidade de São Paulo, São Carlos, SP, Brazil
24 Instituto de Física, Universidade de São Paulo, São Paulo, SP, Brazil
25 Universidade Estadual de Campinas, IFGW, Campinas, SP, Brazil
26 Universidade Estadual de Feira de Santana, Feira de Santana, Brazil
27 Universidade Federal do ABC, Santo André, SP, Brazil
28 Universidade Federal do Paraná, Setor Palotina, Palotina, Brazil
29 Instituto de Física, Universidade Federal do Rio de Janeiro, Rio de Janeiro, RJ, Brazil
30 Universidade Federal do Rio de Janeiro (UFRJ), Observatório do Valongo, Rio de Janeiro, RJ, Brazil
31 Universidade Federal Fluminense, EEIMVR, Volta Redonda, RJ, Brazil
32 Universidad de Medellín, Medellín, Colombia
33 Universidad Industrial de Santander, Bucaramanga, Colombia
34 Faculty of Mathematics and Physics, Institute of Particle and Nuclear Physics, Charles University, Prague,
35 Czech Republic
36 Institute of Physics of the Czech Academy of Sciences, Prague, Czech Republic
37 Palacky University, RCPTM, Olomouc, Czech Republic
38 CNRS/IN2P3, IJCLab, Université Paris-Saclay, Orsay, France
39 Laboratoire de Physique Nucléaire et de Hautes Energies (LPNHE), Sorbonne Université, Université de
40 Paris, CNRS-IN2P3, Paris, France
41 Université Grenoble Alpes, CNRS, Grenoble Institute of Engineering Université Grenoble Alpes, LPSC-
42 IN2P3, 38000 Grenoble, France
43 Université Paris-Saclay, CNRS/IN2P3, IJCLab, Orsay, France
44 Department of Physics, Bergische Universität Wuppertal, Wuppertal, Germany
45 Karlsruhe Institute of Technology (KIT), Institute for Experimental Particle Physics, Karlsruhe, Germany
46 Karlsruhe Institute of Technology (KIT), Institut für Prozessdatenverarbeitung und Elektronik, Karlsruhe,
47 Germany
48 Karlsruhe Institute of Technology (KIT), Institute for Astroparticle Physics, Karlsruhe, Germany
49 RWTH Aachen University, III. Physikalisches Institut A, Aachen, Germany
50 II. Institut für Theoretische Physik, Universität Hamburg, Hamburg, Germany
51 Department Physik—Experimentelle Teilchenphysik, Universität Siegen, Siegen, Germany
52 Gran Sasso Science Institute, L'Aquila, Italy
53 INFN Laboratori Nazionali del Gran Sasso, Assergi (L'Aquila), Italy
54 INFN, Sezione di Catania, Catania, Italy
55 INFN, Sezione di Lecce, Lecce, Italy
56 INFN, Sezione di Milano, Milano, Italy
57 INFN, Sezione di Napoli, Napoli, Italy
58 INFN, Sezione di Roma "Tor Vergata", Roma, Italy
59 INFN, Sezione di Torino, Torino, Italy
60 Istituto di Astrofisica Spaziale e Fisica Cosmica di Palermo (INAF), Palermo, Italy
61 Osservatorio Astrofisico di Torino (INAF), Torino, Italy
62 Politecnico di Milano, Dipartimento di Scienze e Tecnologie Aerospaziali, Milano, Italy
63 Dipartimento di Matematica e Fisica "E. De Giorgi", Università del Salento, Lecce, Italy
64 Dipartimento di Scienze Fisiche e Chimiche, Università dell'Aquila, L'Aquila, Italy
65 Dipartimento di Fisica e Astronomia "Ettore Majorana", Università di Catania, Catania, Italy
66 Dipartimento di Fisica, Università di Milano, Milano, Italy
67 Dipartimento di Fisica "Ettore Pancini", Università di Napoli "Federico II", Napoli, Italy
68 Dipartimento di Fisica e Chimica "E. Segrè", Università di Palermo, Palermo, Italy
69 Dipartimento di Fisica, Università di Roma "Tor Vergata", Roma, Italy
70 Dipartimento di Fisica, Università Torino, Torino, Italy
71 Benemérita Universidad Autónoma de Puebla, Puebla, México

- 64 Unidad Profesional Interdisciplinaria en Ingeniería y Tecnologías Avanzadas del Instituto Politécnico Nacional (UPIITA-IPN), México, D.F., México
- 65 Universidad Autónoma de Chiapas, Tuxtla Gutiérrez, Chiapas, México
- 66 Universidad Michoacana de San Nicolás de Hidalgo, Morelia, Michoacán, México
- 67 Universidad Nacional Autónoma de México, México, D.F., México
- 68 Facultad de Ciencias Naturales y Formales, Universidad Nacional de San Agustín de Arequipa, Arequipa, Peru
- 69 Institute of Nuclear Physics PAN, Krakow, Poland
- 70 Faculty of High-Energy Astrophysics, University of Łódź, Łódź, Poland
- 71 Laboratório de Instrumentação e Física Experimental de Partículas—LIP and Instituto Superior Técnico—IST, Universidade de Lisboa—UL, Lisboa, Portugal
- 72 “Horia Hulubei” National Institute for Physics and Nuclear Engineering, Bucharest-Magurele, Romania
- 73 Institute of Space Science, Bucharest-Magurele, Romania
- 74 University Politehnica of Bucharest, Bucharest, Romania
- 75 Center for Astrophysics and Cosmology (CAC), University of Nova Gorica, Nova Gorica, Slovenia
- 76 Experimental Particle Physics Department, J. Stefan Institute, Ljubljana, Slovenia
- 77 Universidad de Granada and C.A.F.P.E., Granada, Spain
- 78 Instituto Galego de Física de Altas Enerxías (IGFAE), Universidade de Santiago de Compostela, Santiago de Compostela, Spain
- 79 IMAPP, Radboud University Nijmegen, Nijmegen, The Netherlands
- 80 Nationaal Instituut voor Kernfysica en Hoge Energie Fysica (NIKHEF), Science Park, Amsterdam, The Netherlands
- 81 Stichting Astronomisch Onderzoek in Nederland (ASTRON), Dwingeloo, The Netherlands
- 82 Faculty of Science, Universiteit van Amsterdam, Amsterdam, The Netherlands
- 83 Case Western Reserve University, Cleveland, OH, USA
- 84 Colorado School of Mines, Golden, CO, USA
- 85 Department of Physics and Astronomy, Lehman College, City University of New York, Bronx, NY, USA
- 86 Michigan Technological University, Houghton, MI, USA
- 87 New York University, New York, NY, USA
- 88 Enrico Fermi Institute, University of Chicago, Chicago, IL, USA
- 89 Department of Physics and Astronomy, Bartol Research Institute, University of Delaware, Newark, DE, USA
- 90 Department of Physics and WIPAC, University of Wisconsin-Madison, Madison, WI, USA
- a* Louisiana State University, Baton Rouge, LA, USA
- b* also at University of Bucharest, Physics Department, Bucharest, Romania
- c* School of Physics and Astronomy, University of Leeds, Leeds, United Kingdom
- d* Fermi National Accelerator Laboratory, Fermilab, Batavia, IL, USA
- e* now at Graduate School of Science, Osaka Metropolitan University, Osaka, Japan
- f* Max-Planck-Institut für Radioastronomie, Bonn, Germany
- g* Colorado State University, Fort Collins, CO, USA
- h* Pennsylvania State University, University Park, PA, USA

References

1. Gelmini, G.; Kalashev, O.E.; Semikoz, D.V. GZK photons as ultra high energy cosmic rays. *J. Exp. Theor. Phys.* **2008**, *106*, 1061–1082. [[CrossRef](#)]
2. Sarkar, B.; Kampert, K.H.; Kulbartz, J.; Maccione, L.; Nierstenhoefer, N.; Sigl, G. Ultra-High Energy Photon and Neutrino Fluxes in Realistic Astrophysical Scenarios. In Proceedings of the 32nd International Cosmic Ray Conference, Beijing, China, 11–18 August 2011.
3. Bobrikova, A.; Niechciol, M.; Risse, M.; Rühl, P. Predicting the UHE photon flux from GZK-interactions of hadronic cosmic rays using CRPropa 3. In Proceedings of the 37th International Cosmic Ray Conference PoS (ICRC2021), Berlin, Germany, 12–23 July 2021; Volume 449. [[CrossRef](#)]
4. Bérat, C.; Bleve, C.; Deligny, O.; Montanet, F.; Savina, P.; Torrès, Z. Diffuse flux of ultra-high energy photons from cosmic-ray interactions in the disk of the Galaxy and implications for the search for decaying super-heavy dark matter. *Astrophys. J.* **2022**, *929*, 55. [[CrossRef](#)]
5. Gelmini, G.B.; Kalashev, O.E.; Semikoz, D. Upper limit on the diffuse extragalactic radio background from GZK photon observation. *Universe* **2022**, *8*, 402. [[CrossRef](#)]
6. Aloisio, R.; Matarrese, S.; Olinto, A.V. Super Heavy Dark Matter in light of BICEP2, Planck and Ultra High Energy Cosmic Rays Observations. *J. Cosmol. Astropart. Phys.* **2015**, *2015*, 024, [[CrossRef](#)]
7. Anchordoqui, L.A.; Bérat, C.; Bertaina, M.E.; Castellina, A.; Deligny, O.; Engel, R.; Farrar, G.R.; Ghia, P.L.; Hooper, D.; Kalashev, O.; et al. Hunting super-heavy dark matter with ultra-high energy photons. *Astropart. Phys.* **2021**, *132*, 102614, [[CrossRef](#)]
8. Abreu, P. et al. [Pierre Auger Collaboration] Limits to gauge coupling in the dark sector set by the non-observation of instanton-induced decay of Super-Heavy Dark Matter in the Pierre Auger Observatory data. *arXiv* **2022**, arXiv:2203.08854.
9. Abreu, P. et al. [Pierre Auger Collaboration] Cosmological implications of photon-flux upper limits at ultra-high energies in scenarios of Planckian-interacting massive particles for dark matter. *arXiv* **2022**, arXiv:2208.02353.

10. Cao, Z.; Aharonian, F.A.; An, Q.; Bai, L.X.; Bai, Y.X.; Bao, Y.W.; Bastieri, D.; Bi, X.J.; Bi, Y.J.; Cai, H.; et al. Ultrahigh-Energy Photons up to 1.4 Petaelectronvolts from 12 Gamma-Ray Galactic Sources. *Nature* **2021**, *594*, 33–36. [[CrossRef](#)]
11. Risse, M.; Homola, P. Search for ultrahigh energy photons using air showers. *Mod. Phys. Lett. A* **2007**, *22*, 749–766. [[CrossRef](#)]
12. Landau, L.D.; Pomeranchuk, I. Limits of applicability of the theory of bremsstrahlung electrons and pair production at high-energies. *Dokl. Akad. Nauk Ser. Fiz.* **1953**, *92*, 535–536.
13. Migdal, A.B. Bremsstrahlung and pair production in condensed media at high-energies. *Phys. Rev.* **1956**, *103*, 1811–1820. [[CrossRef](#)]
14. Erber, T. High-energy electromagnetic conversion processes in intense magnetic fields. *Rev. Mod. Phys.* **1966**, *38*, 626–659. [[CrossRef](#)]
15. McBreen, B.; Lambert, C.J. Interactions of High-energy ($E > 5 \times 10^{19}$ -eV) Photons in the Earth's Magnetic Field. *Phys. Rev. D* **1981**, *24*, 2536–2538. [[CrossRef](#)]
16. Homola, P.; Risse, M.; Engel, R.; Gora, D.; Pekala, J.; Wilczynska, B.; Wilczynski, H. Characteristics of geomagnetic cascading of ultrahigh energy photons at the southern and northern sites of the Pierre Auger Observatory. *Astropart. Phys.* **2007**, *27*, 174–184. [[CrossRef](#)]
17. The Pierre Auger Collaboration. The Pierre Auger Cosmic Ray Observatory. *Nucl. Instrum. Methods Phys. Res. Sect. A* **2015**, *798*, 172–213. [[CrossRef](#)]
18. Fick, B. Hybrid performance of the Pierre Auger Observatory and reconstruction of hybrid events. In Proceedings of the 28th International Cosmic Ray Conference, Tsukuba, Japan, 31 July–7 August 2003; p. 449.
19. Abraham, J. et al. [Pierre Auger Collaboration] An upper limit to the photon fraction in cosmic rays above 10^{19} -eV from the Pierre Auger Observatory. *Astropart. Phys.* **2007**, *27*, 155–168. [[CrossRef](#)]
20. Abraham, J. et al. [Pierre Auger Collaboration] Upper limit on the cosmic-ray photon fraction at EeV energies from the Pierre Auger Observatory. *Astropart. Phys.* **2009**, *31*, 399–406. [[CrossRef](#)]
21. Aab, A. et al. [Pierre Auger Collaboration] Search for photons with energies above 10^{18} eV using the hybrid detector of the Pierre Auger Observatory. *J. Cosmol. Astropart. Phys.* **2017**, *4*, 9; Erratum in *J. Cosmol. Astropart. Phys.* **2020**, *9*, E02. [[CrossRef](#)]
22. Abraham, J. et al. [Pierre Auger Collaboration] Upper limit on the cosmic-ray photon flux above 10^{19} eV using the surface detector of the Pierre Auger Observatory. *Astropart. Phys.* **2008**, *29*, 243–256. [[CrossRef](#)]
23. Abreu, P. et al. [Pierre Auger Collaboration] A Search for Photons with Energies above 2×10^{17} eV Using Hybrid Data from the Low-Energy Extensions of the Pierre Auger Observatory. *Astrophys. J.* **2022**, *933*, 125. [[CrossRef](#)]
24. Savina, P. et al. [Pierre Auger Collaboration] A search for ultra-high-energy photons at the Pierre Auger Observatory exploiting air-shower universality. In Proceedings of the 37th International Cosmic Ray Conference PoS (ICRC2021), Berlin, Germany 12–23 July 2021; Volume 373. [[CrossRef](#)]
25. Abreu, P. et al. [Pierre Auger Collaboration] Search for photons above 10^{19} eV with the surface detector of the Pierre Auger Observatory. *arXiv* **2022**, arXiv:2209.05926.
26. Ros, G.; Supanitsky, A.D.; Medina-Tanco, G.A.; del Peral, L.; D'Olivo, J.C.; Rodriguez-Frias, M.D. A new composition-sensitive parameter for Ultra-High Energy Cosmic Rays. *Astropart. Phys.* **2011**, *35*, 140–151. [[CrossRef](#)]
27. Abreu, P. et al. [Pierre Auger Collaboration] The energy spectrum of cosmic rays beyond the turn-down around 10^{17} eV as measured with the surface detector of the Pierre Auger Observatory. *Eur. Phys. J. C* **2021**, *81*, 966. [[CrossRef](#)]
28. Lipari, P. Concepts of “age” and “universality” in cosmic ray showers. *Phys. Rev. D* **2009**, *79*, 063001. [[CrossRef](#)]
29. Ave, M.; Engel, R.; Roth, M.; Schulz, A. A generalized description of the signal size in extensive air shower detectors and its applications. *Astropart. Phys.* **2017**, *87*, 23–39. [[CrossRef](#)]
30. Savina, P.; Blevé, C.; Perrone, L. Searching for UHE photons in the EeV range: A two-variable approach exploiting air-shower universality. In Proceedings of the 36th International Cosmic Ray Conference PoS (ICRC2019), Madison, WI, USA, 24 July–1 August 2019; Volume 414. [[CrossRef](#)]
31. Fisher, R.A. The use of multiple measurements in taxonomic problems. *Ann. Eugen.* **1936**, *7*, 179–188. [[CrossRef](#)]
32. Aab, A. et al. [Pierre Auger Collaboration] Inferences on mass composition and tests of hadronic interactions from 0.3 to 100 EeV using the water-Cherenkov detectors of the Pierre Auger Observatory. *Phys. Rev. D* **2017**, *96*, 122003. [[CrossRef](#)]
33. Aab, A. et al. [Pierre Auger Collaboration] Reconstruction of events recorded with the surface detector of the Pierre Auger Observatory. *J. Instrum.* **2020**, *15*, P10021. [[CrossRef](#)]
34. Apel, W.D. et al. [KASCADE-Grande Collaboration] KASCADE-Grande Limits on the Isotropic Diffuse Gamma-Ray Flux between 100 TeV and 1 EeV. *Astrophys. J.* **2017**, *848*, 1. [[CrossRef](#)]
35. Fomin, Y.A.; Kalmykov, N.N.; Karpikov, I.S.; Kulikov, G.V.; Kuznetsov, M.Y.; Rubtsov, G.I.; Sulakov, V.P.; Troitsky, S.V. Constraints on the flux of $\sim (10^{16} - 10^{17.5})$ eV cosmic photons from the EAS-MSU muon data. *Phys. Rev. D* **2017**, *95*, 123011. [[CrossRef](#)]
36. Abbasi, R.U.; Abe, M.; Abu-Zayyad, T.; Allen, M.; Azuma, R.; Barcikowski, E.; Belz, J.W.; Bergman, D.R.; Blake, S.A.; Cady, R.; et al. Constraints on the diffuse photon flux with energies above 10^{18} eV using the surface detector of the Telescope Array experiment. *Astropart. Phys.* **2019**, *110*, 8–14. [[CrossRef](#)]
37. Kalashev, O.E. et al. [Telescope Array Collaboration] Telescope Array search for EeV photons. In Proceedings of the 37th International Cosmic Ray Conference PoS (ICRC2021), Berlin, Germany, 12–23 July 2021; Volume 864. [[CrossRef](#)]
38. Kalashev, O.E.; Kuznetsov, M.Y. Constraining heavy decaying dark matter with the high energy gamma-ray limits. *Phys. Rev. D* **2016**, *94*, 063535. [[CrossRef](#)]

39. Kachelriess, M.; Kalashev, O.E.; Kuznetsov, M.Y. Heavy decaying dark matter and IceCube high energy neutrinos. *Phys. Rev. D* **2018**, *98*, 083016. [[CrossRef](#)]
40. Greisen, K. End to the cosmic ray spectrum? *Phys. Rev. Lett.* **1966**, *16*, 748–750. [[CrossRef](#)]
41. Zatsepin, G.T.; Kuzmin, V.A. Upper limit of the spectrum of cosmic rays. *JETP Lett.* **1966**, *4*, 78–80.
42. Aab, A. et al. [Pierre Auger Collaboration] A search for point sources of EeV photons. *Astrophys. J.* **2014**, *789*, 160. [[CrossRef](#)]
43. Aab, A. et al. [Pierre Auger Collaboration] A targeted search for point sources of EeV photons with the Pierre Auger Observatory. *Astrophys. J. Lett.* **2017**, *837*, L25. [[CrossRef](#)]
44. Ruehl, P. et al. [Pierre Auger Collaboration] Follow-up Search for UHE Photons from Gravitational Wave Sources with the Pierre Auger Observatory. In Proceedings of the 37th International Cosmic Ray Conference PoS (ICRC2021), Berlin, Germany 12–23 July 2021; Volume 973. [[CrossRef](#)]
45. Cassidy, G.L.; Cooper, R.; Corbató, S.C.; Dawson, B.R.; Elbert, J.W.; Fick, B.E.; Green, K.D.; Kieda, D.B.; Ko, S.; Loh, E.C.; et al. Mapping the U.H.E. sky in search of point sources. *Nucl. Phys. B-Proc. Suppl.* **1990**, *14*, 291–298. [[CrossRef](#)]
46. Abbott, B.P. et al. [LIGO Scientific Collaboration and Virgo Collaboration] Observation of Gravitational Waves from a Binary Black Hole Merger. *Phys. Rev. Lett.* **2016**, *116*, 061102. [[CrossRef](#)]
47. Aab, A. et al. [Pierre Auger Collaboration] Ultrahigh-Energy Neutrino Follow-Up of Gravitational Wave Events GW150914 and GW151226 with the Pierre Auger Observatory. *Phys. Rev. D* **2016**, *94*, 122007. [[CrossRef](#)]
48. Abbott, B.P. et al. [LIGO Scientific Collaboration and Virgo Collaboration] GWTC-1: A Gravitational-Wave Transient Catalog of Compact Binary Mergers Observed by LIGO and Virgo during the First and Second Observing Runs. *Phys. Rev. X* **2019**, *9*, 031040. [[CrossRef](#)]
49. Abbott, R. et al. [LIGO Scientific Collaboration and Virgo Collaboration] GWTC-2: Compact Binary Coalescences Observed by LIGO and Virgo During the First Half of the Third Observing Run. *Phys. Rev. X* **2021**, *11*, 021053. [[CrossRef](#)]
50. Abbott, B.P. et al. [LIGO Scientific Collaboration and Virgo Collaboration] GW170817: Observation of Gravitational Waves from a Binary Neutron Star Inspiral. *Phys. Rev. Lett.* **2017**, *119*, 161101. [[CrossRef](#)]
51. Abbott, B.P. et al. [LIGO Scientific Collaboration and Virgo Collaboration] Multi-messenger Observations of a Binary Neutron Star Merger. *Astrophys. J. Lett.* **2017**, *848*, L12. [[CrossRef](#)]
52. Aab, A. et al. [Pierre Auger Collaboration] A Search for Ultra-high-energy Neutrinos from TXS 0506+056 Using the Pierre Auger Observatory. *Astrophys. J.* **2020**, *902*, 105. [[CrossRef](#)]
53. Aartsen, M.G. et al. [IceCube Collaboration] Multimessenger observations of a flaring blazar coincident with high-energy neutrino IceCube-170922A. *Science* **2018**, *361*, eaat1378. [[CrossRef](#)]
54. Castellina, A. et al. [Pierre Auger Collaboration] AugerPrime: The Pierre Auger Observatory Upgrade. *EPJ Web Conf.* **2019**, *210*, 06002. [[CrossRef](#)]
55. Aab, A. et al. [Pierre Auger Collaboration] The Pierre Auger Observatory Upgrade—Preliminary Design Report. *arXiv* **2016**, arXiv:1604.03637.