Proj. T.
22/60.

T
15
137
2

TESIS DOCTORAL

UNIVERSIDAD DE GRANADA

INSTITUTO DEL AGUA - DEPARTAMENTO DE GEODINÁMICA

# ESTUDIO HIDROGEOLÓGICO Y MODELIZACIÓN DEL ACUÍFERO DE LOS RÍOS VÉLEZ Y BENAMARGOSA (MÁLAGA)

*ANEXOS*

José Luis García Aróstegui

UNIVERSIDAD DE GRANADA
22 MAYO 1998
COMISION DE DOCTORADO

Granada, Julio de 1998

# *INDICE DE ANEXOS*


**ANEXO 1. MAPAS PIEZOMÉTRICOS** ..... 1

**ANEXO 2. PERFILES HIDROGEOLÓGICOS** ..... 31

**Anexo 2.1. Margen izquierda del Río Vélez** ..... 33

**Anexo 2.2. Río Benamargosa y margen derecha del Río Vélez** ..... 39

**ANEXO 3. VOLUMEN DE ACUÍFERO Y DE AGUA SUBTERRÁNEA ALMACENADA** ..... 45

**ANEXO 4. BALANCES HÍDRICOS DEL SUELO** ..... 51

**ANEXO 5. RED DE CONTROL DE LA CALIDAD DE LAS AGUAS** ..... 59

**ANEXO 6. RESULTADOS ANALÍTICOS OBTENIDOS** ..... 65

**ANEXO 7. ESTADÍSTICOS BÁSICOS DE LOS PARÁMETROS ANALIZADOS** ..... 99

**ANEXO 8. GRÁFICOS DE EVOLUCIÓN TEMPORAL DEL NIVEL PIEZOMÉTRICO Y DE LOS PARÁMETROS HIDROQUÍMICOS ANALIZADOS** ..... 129

**ANEXO 9. DIETAS FERTILIZANTES PATRÓN DEL SECTOR DE ESTUDIO** ..... 221

**ANEXO 10. ESTUDIO DE LA INTRUSIÓN MARINA** ..... 227

**Anexo 10.1. Mapa de la red de control de la intrusión y medidas efectuadas de conductividad y temperatura de las aguas subterráneas** ..... 229

**Anexo 10.2. Representación gráfica de los registros de conductividad y temperatura** ..... 269

**Anexo 10.3. Mapas de isovalores de la conductividad eléctrica del agua subterránea a cota -5 m en el acuífero superficial** ..... 357

**Anexo 10.4. Evolución temporal del nivel piezométrico y de la conductividad eléctrica del agua subterránea en algunos puntos de la red de control de la intrusión marina** ..... 365

**ANEXO 11. MAPA HIDROGEOLÓGICO DEL ACUÍFERO DE LOS RÍOS VÉLEZ Y BENAMARGOSA** ..... 389

# ANEXO 1

## MAPAS PIEZOMÉTRICOS

## DESDE OCTUBRE DE 1993 A ABRIL DE 1997

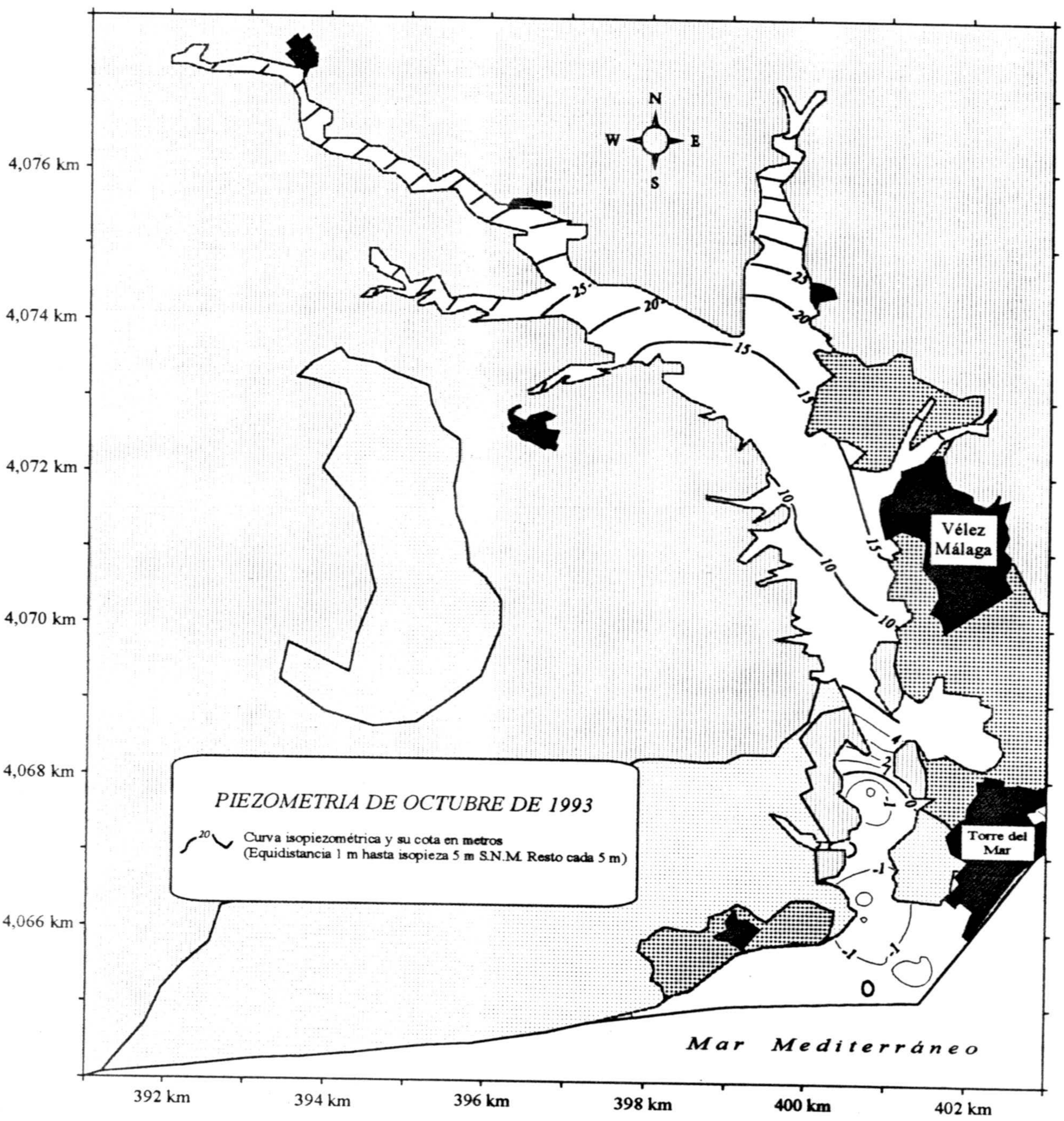
N
W
E
S
4,076 km
4,074 km
4,072 km
4,070 km
4,068 km
4,066 km
25
20
15
10
5
1
2
0
-1
Vélez
Málaga
Torre del
Mar
PIEZOMETRIA DE OCTUBRE DE 1993
20
Curva isopiezométrica y su cota en metros
(Equidistancia 1 m hasta isopieza 5 m S.N.M. Resto cada 5 m)
Mar Mediterráneo
392 km
394 km
396 km
398 km
400 km
402 km

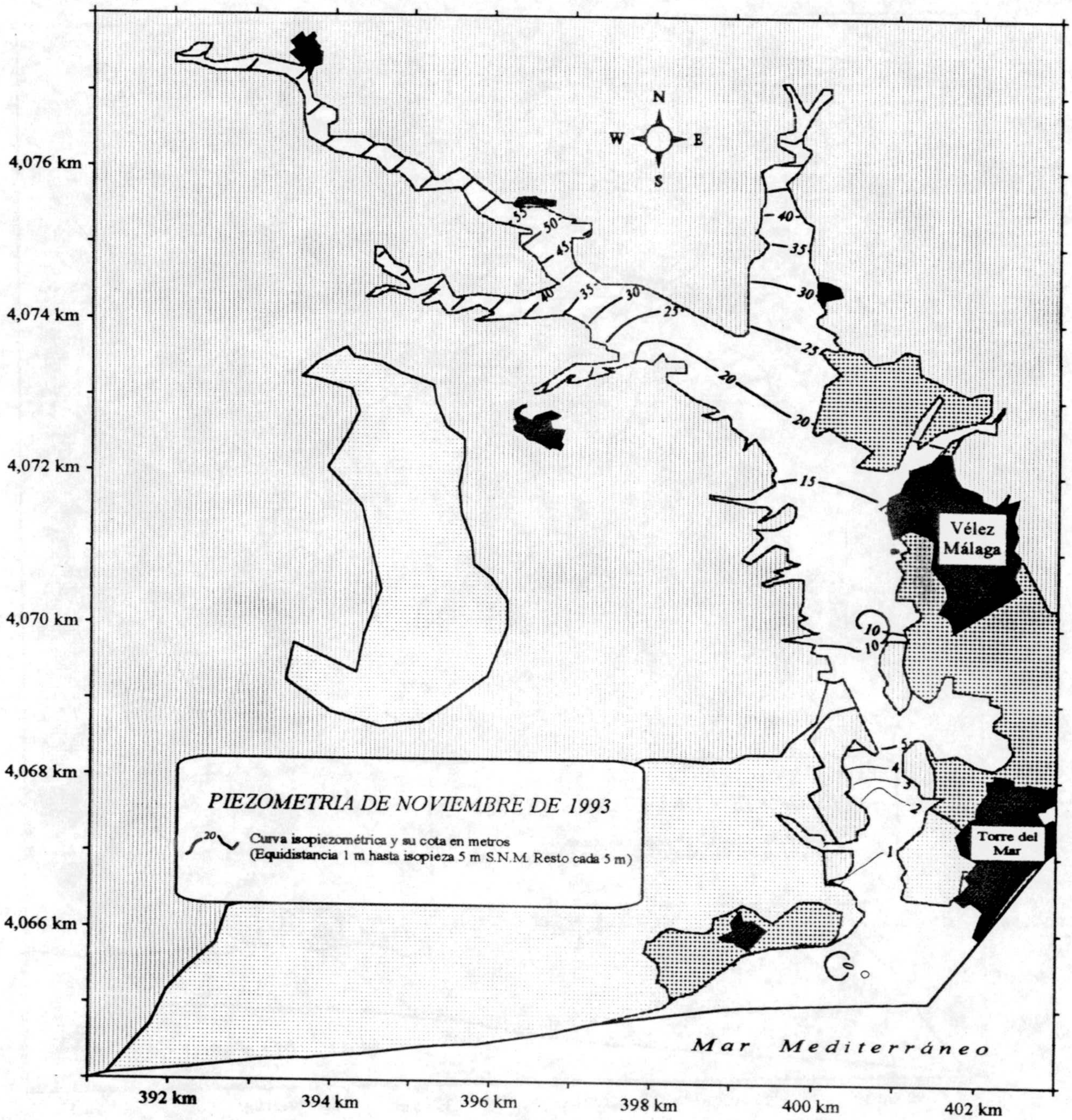
4,076 km
4,074 km
4,072 km
4,070 km
4,068 km
4,066 km
N
W
E
S
55
50
45
40
35
30
25
20
15
10
5
4
3
2
1
Vélez Málaga
Torre del Mar
PIEZOMETRIA DE NOVIEMBRE DE 1993
20
Curva isopiezométrica y su cota en metros
(Equidistancia 1 m hasta isopieza 5 m S.N.M. Resto cada 5 m)
Mar Mediterráneo
392 km
394 km
396 km
398 km
400 km
402 km

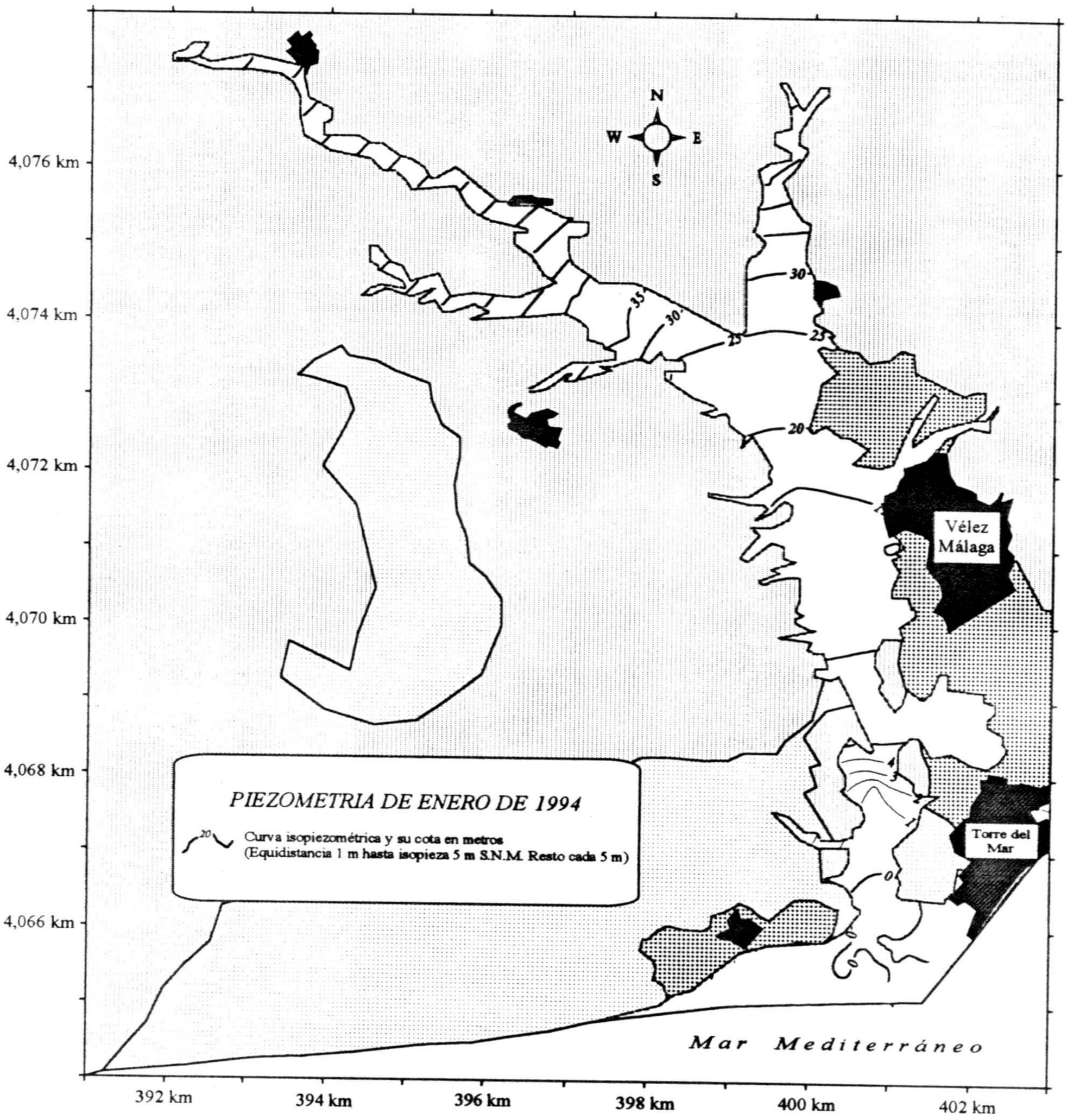
N
W
E
S
4,076 km
4,074 km
4,072 km
4,070 km
4,068 km
4,066 km
35
30
25
30
25
20
0
Vélez
Málaga
Torre del
Mar
PIEZOMETRIA DE ENERO DE 1994
20
Curva isopiezométrica y su cota en metros
(Equidistancia 1 m hasta isopieza 5 m S.N.M. Resto cada 5 m)
Mar Mediterráneo
392 km
394 km
396 km
398 km
400 km
402 km

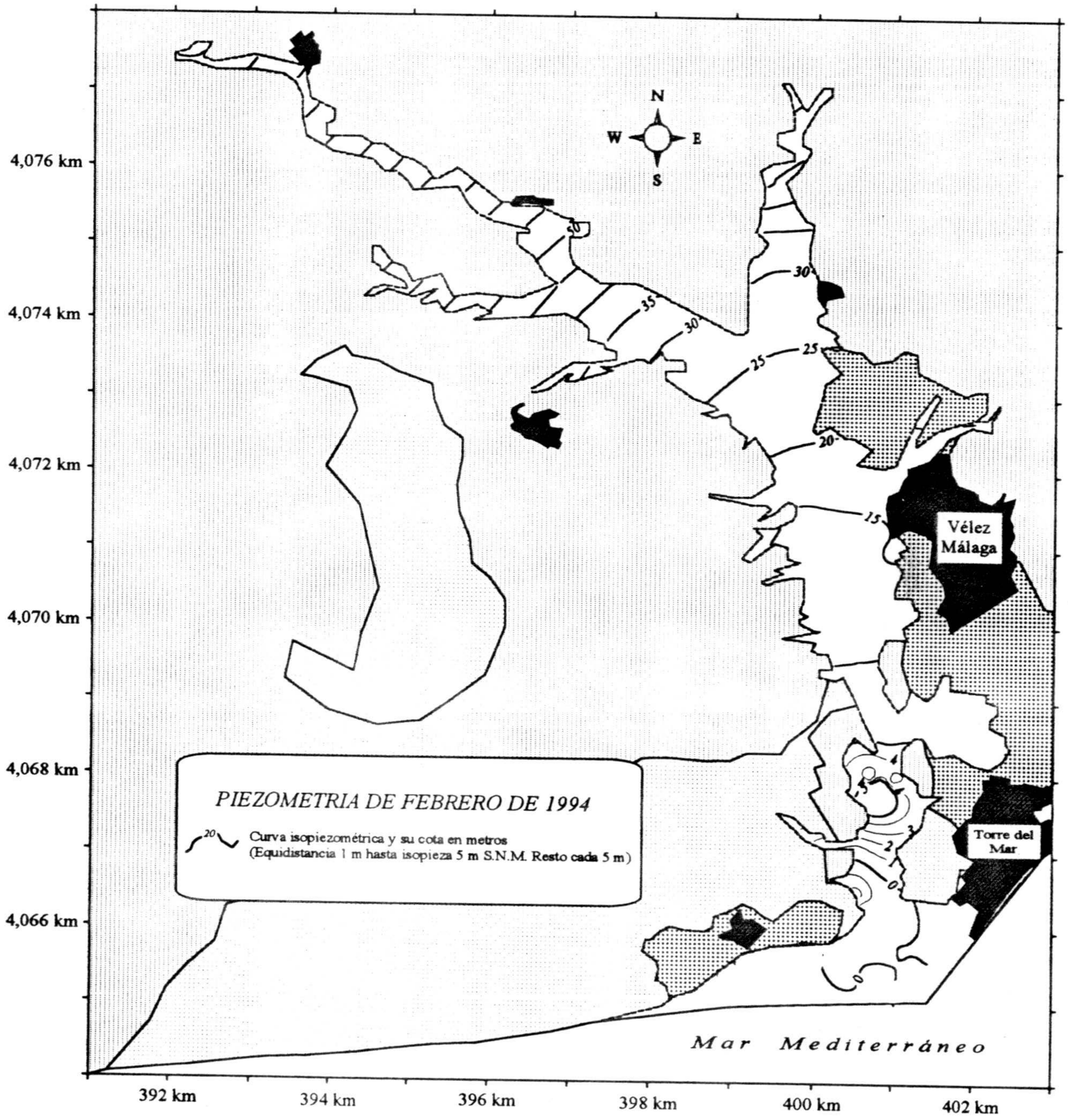
N
W
E
S
4,076 km
4,074 km
4,072 km
4,070 km
4,068 km
4,066 km
30
35
30
25
25
20
15
Vélez
Málaga
Torre del
Mar
4
3
2
0
PIEZOMETRIA DE FEBRERO DE 1994
20
Curva isopiezométrica y su cota en metros
(Equidistancia 1 m hasta isopieza 5 m S.N.M. Resto cada 5 m)
Mar Mediterráneo
392 km
394 km
396 km
398 km
400 km
402 km

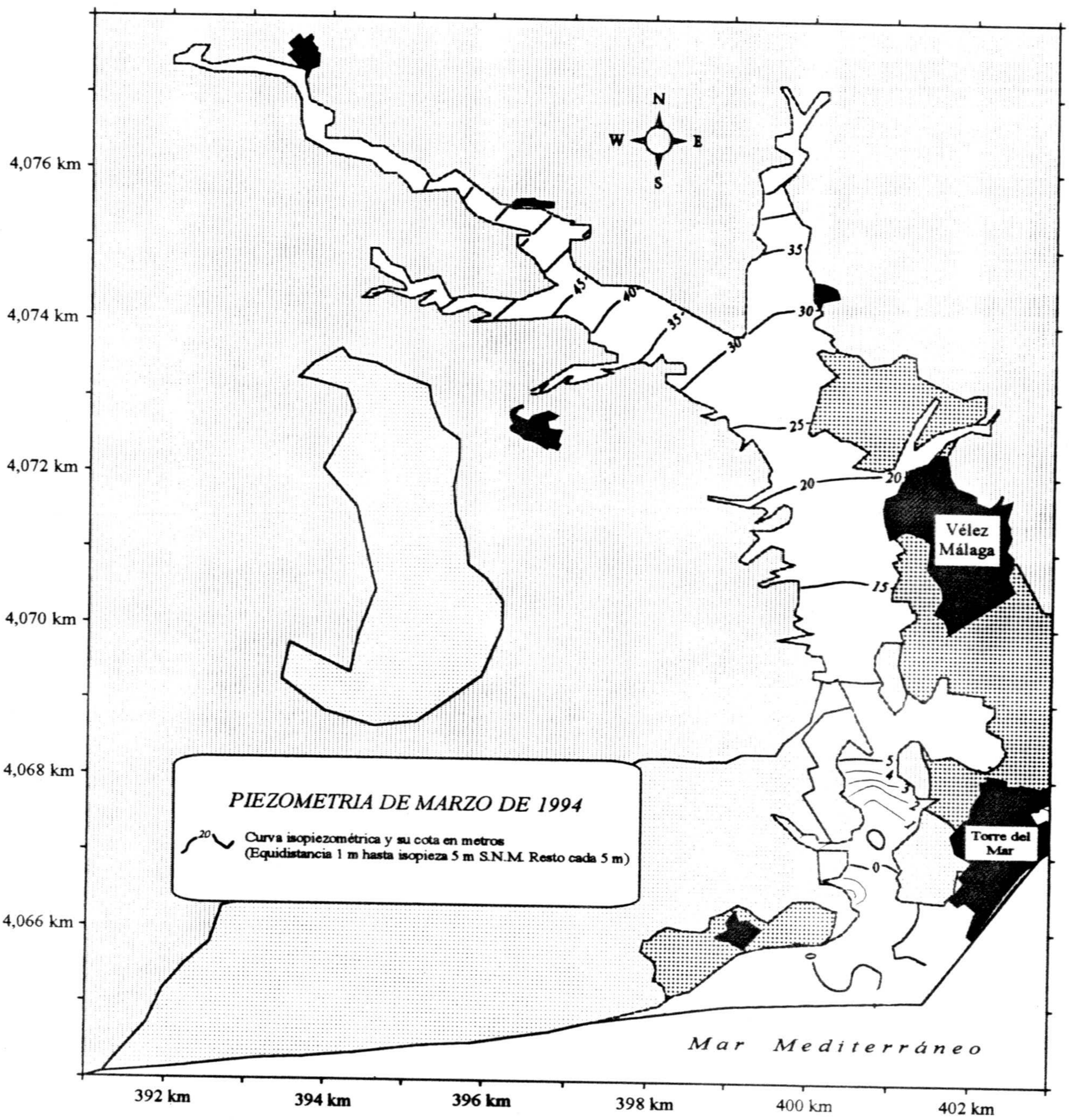
N
W
E
S
4,076 km
4,074 km
4,072 km
4,070 km
4,068 km
4,066 km
35
45
40
35
30
30
25
20
20
15
5
4
3
2
1
0
Vélez
Málaga
Torre del
Mar
PIEZOMETRIA DE MARZO DE 1994
20
Curva isopiezométrica y su cota en metros
(Equidistancia 1 m hasta isopieza 5 m S.N.M. Resto cada 5 m)
Mar Mediterráneo
392 km
394 km
396 km
398 km
400 km
402 km

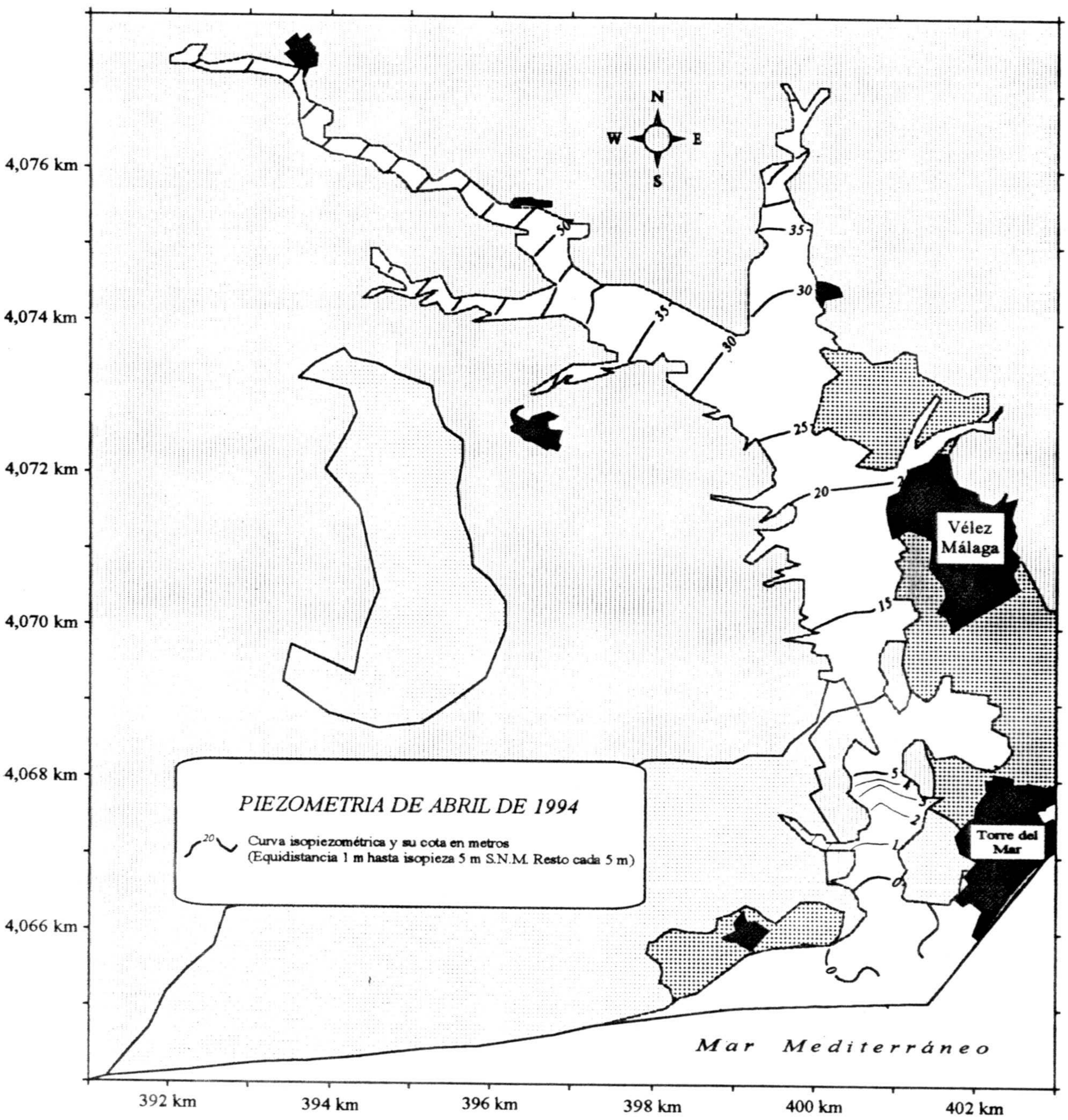
N
W
E
S
4,076 km
4,074 km
4,072 km
4,070 km
4,068 km
4,066 km
50
35
30
35
30
25
20
15
5
2
1
0
Vélez
Málaga
Torre del
Mar
PIEZOMETRIA DE ABRIL DE 1994
20
Curva isopiezométrica y su cota en metros
(Equidistancia 1 m hasta isopieza 5 m S.N.M. Resto cada 5 m)
Mar Mediterráneo
392 km
394 km
396 km
398 km
400 km
402 km

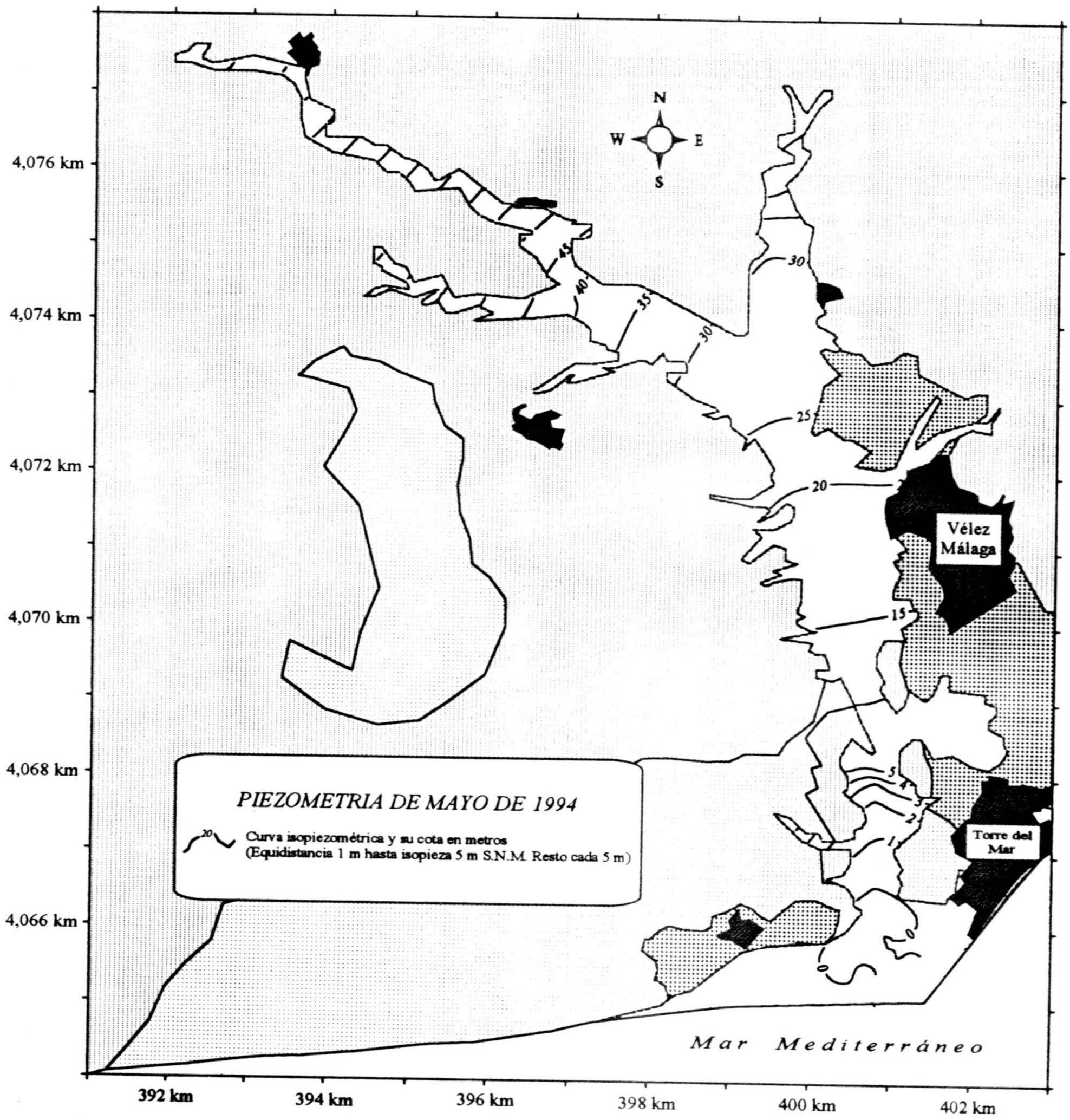
N
W
E
S
4,076 km
4,074 km
4,072 km
4,070 km
4,068 km
4,066 km
45
40
35
30
30
25
20
15
5
3
2
1
0
Vélez
Málaga
Torre del
Mar
PIEZOMETRIA DE MAYO DE 1994
20
Curva isopiezométrica y su cota en metros
(Equidistancia 1 m hasta isopieza 5 m S.N.M. Resto cada 5 m)
Mar Mediterráneo
392 km
394 km
396 km
398 km
400 km
402 km

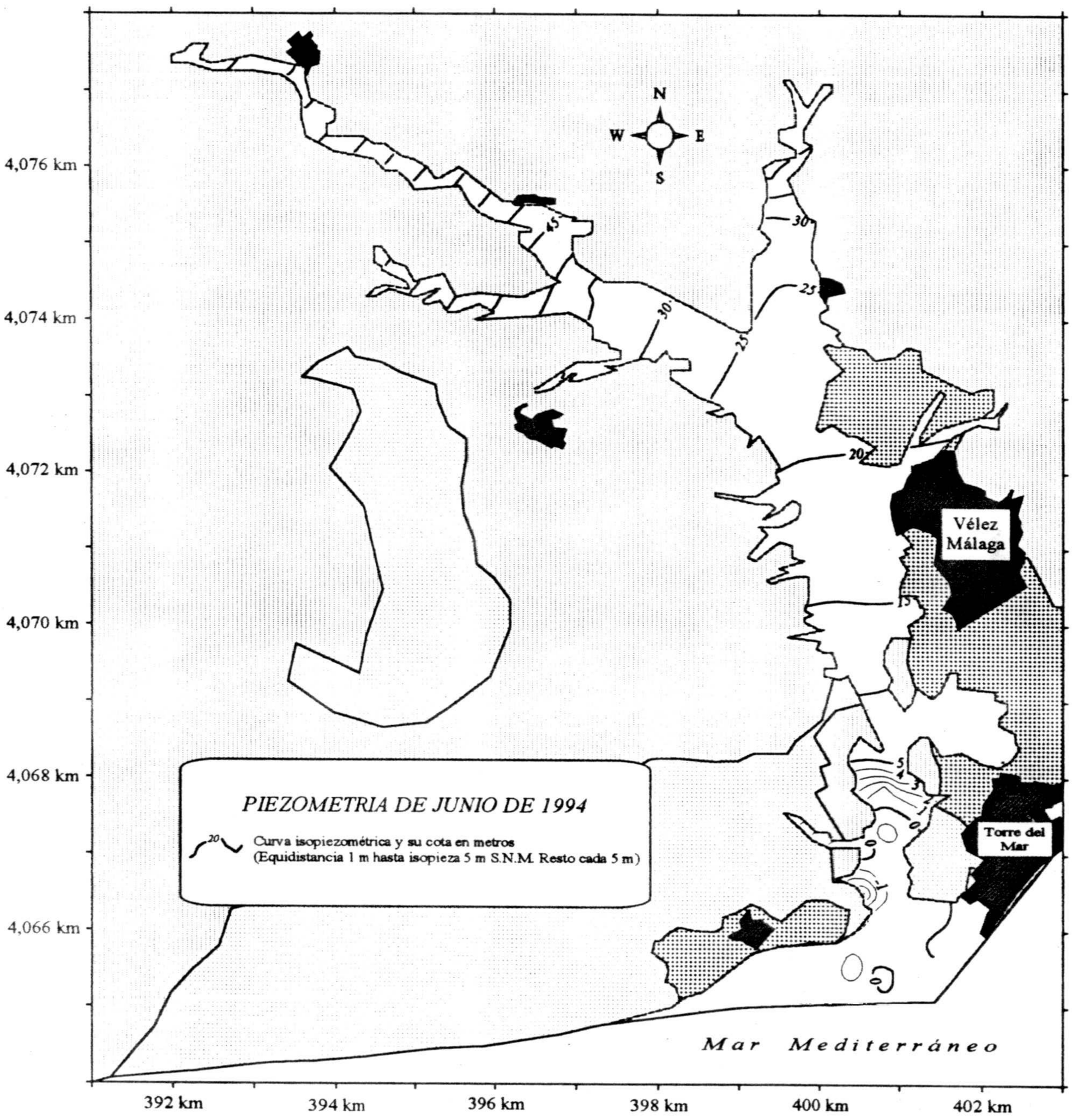
4,076 km
4,074 km
4,072 km
4,070 km
4,068 km
4,066 km
N
W
E
S
45
30
25
30
25
20
5
3
1
Vélez
Málaga
Torre del
Mar
PIEZOMETRIA DE JUNIO DE 1994
20
Curva isopiezométrica y su cota en metros
(Equidistancia 1 m hasta isopieza 5 m S.N.M. Resto cada 5 m)
Mar Mediterráneo
392 km
394 km
396 km
398 km
400 km
402 km

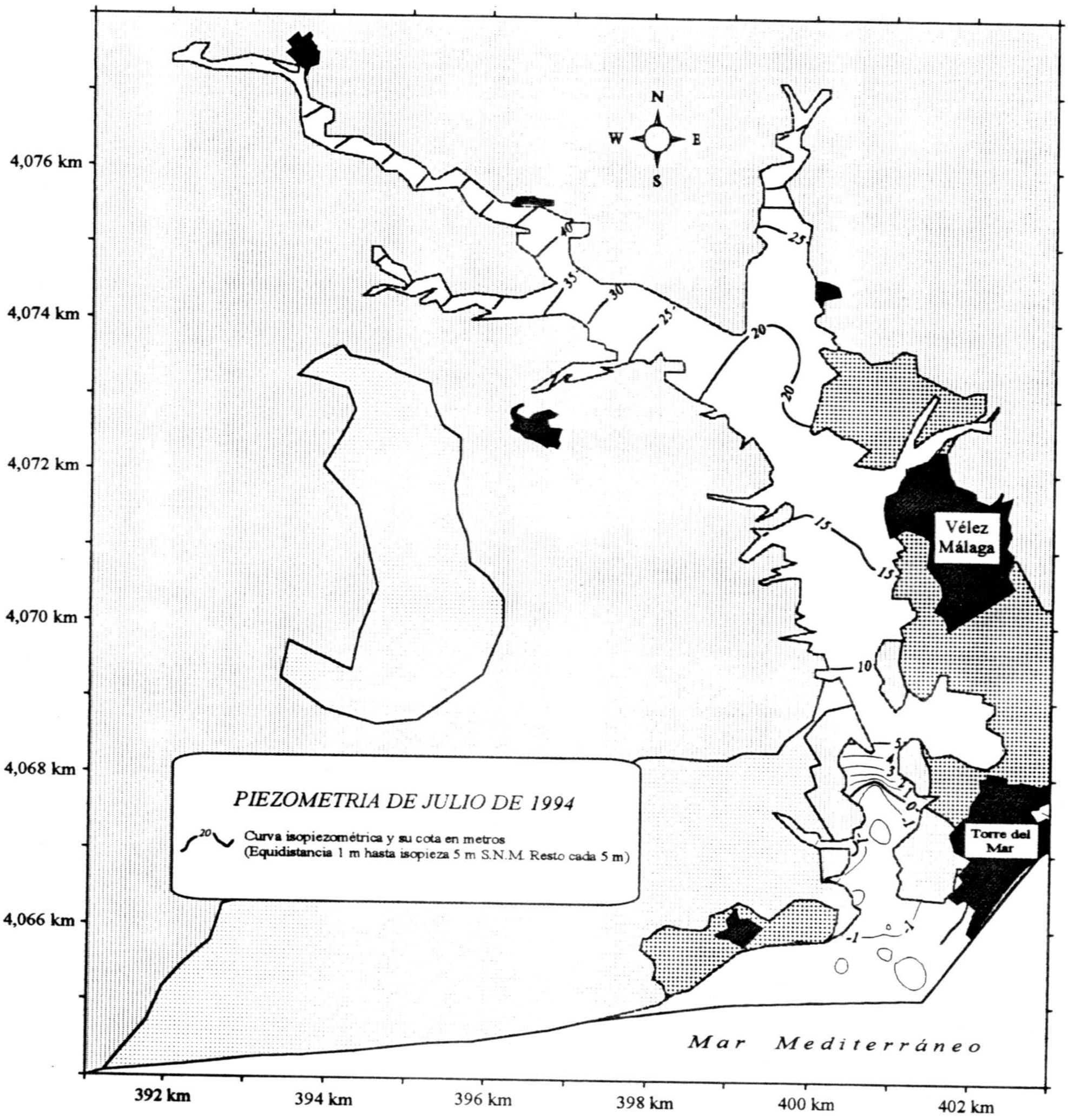
N
W
E
S
4,076 km
4,074 km
4,072 km
4,070 km
4,068 km
4,066 km
40
35
30
25
20
25
20
15
10
5
3
1
0
-1
-1
Vélez
Málaga
Torre del
Mar
PIEZOMETRIA DE JULIO DE 1994
20
Curva isopiezométrica y su cota en metros
(Equidistancia 1 m hasta isopieza 5 m S.N.M. Resto cada 5 m)
Mar Mediterráneo
392 km
394 km
396 km
398 km
400 km
402 km

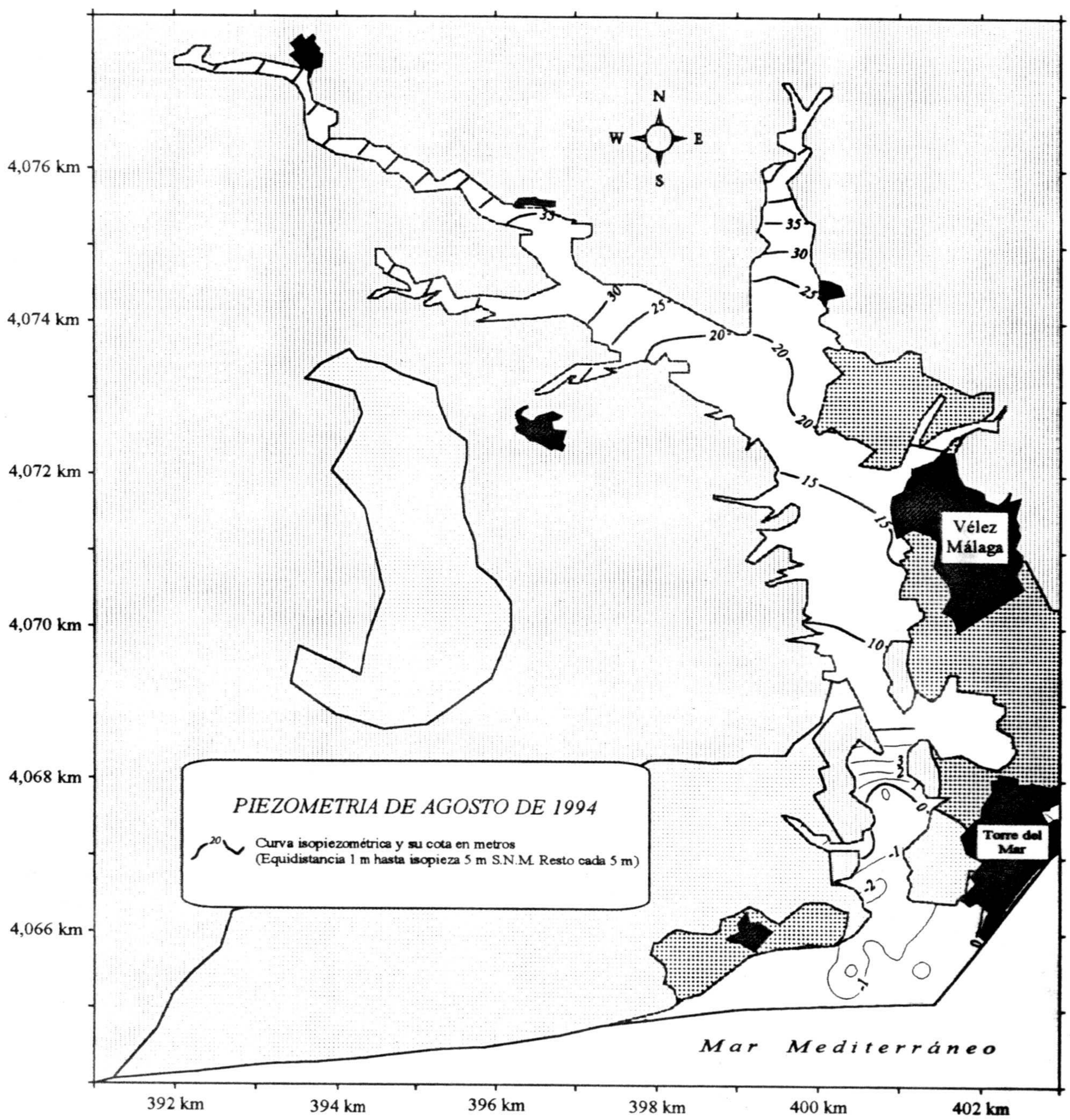
N
W
E
S
4,076 km
4,074 km
4,072 km
4,070 km
4,068 km
4,066 km
35
30
25
20
15
10
Vélez
Málaga
Torre del
Mar
PIEZOMETRIA DE AGOSTO DE 1994
20
Curva isopiezométrica y su cota en metros
(Equidistancia 1 m hasta isopieza 5 m S.N.M. Resto cada 5 m)
Mar Mediterráneo
392 km
394 km
396 km
398 km
400 km
402 km

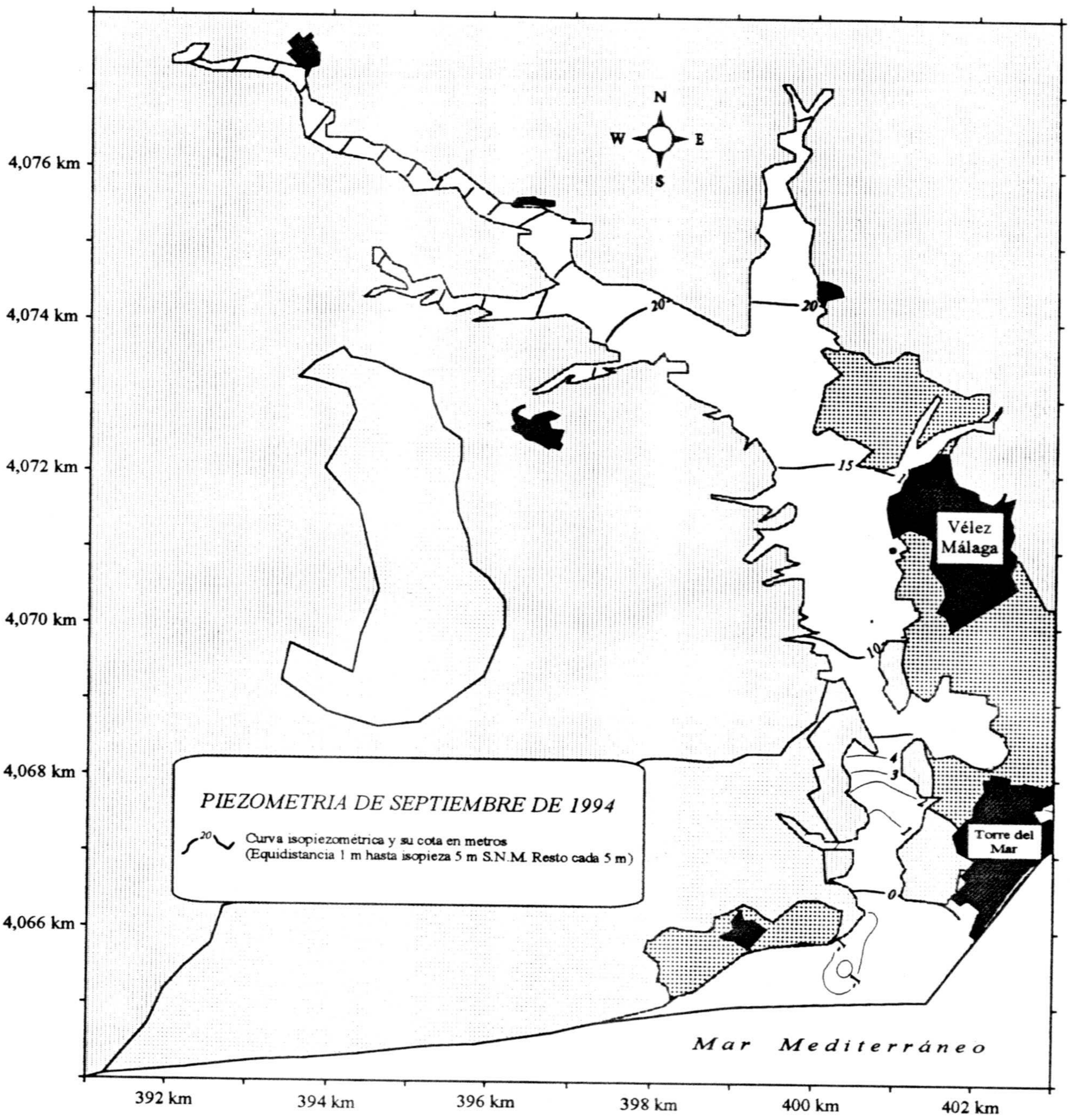
N
W
E
S
4,076 km
4,074 km
4,072 km
4,070 km
4,068 km
4,066 km
20
20
15
10
4
3
1
0
Vélez
Málaga
Torre del
Mar
PIEZOMETRIA DE SEPTIEMBRE DE 1994
20
Curva isopiezométrica y su cota en metros
(Equidistancia 1 m hasta isopieza 5 m S.N.M. Resto cada 5 m)
Mar Mediterráneo
392 km
394 km
396 km
398 km
400 km
402 km

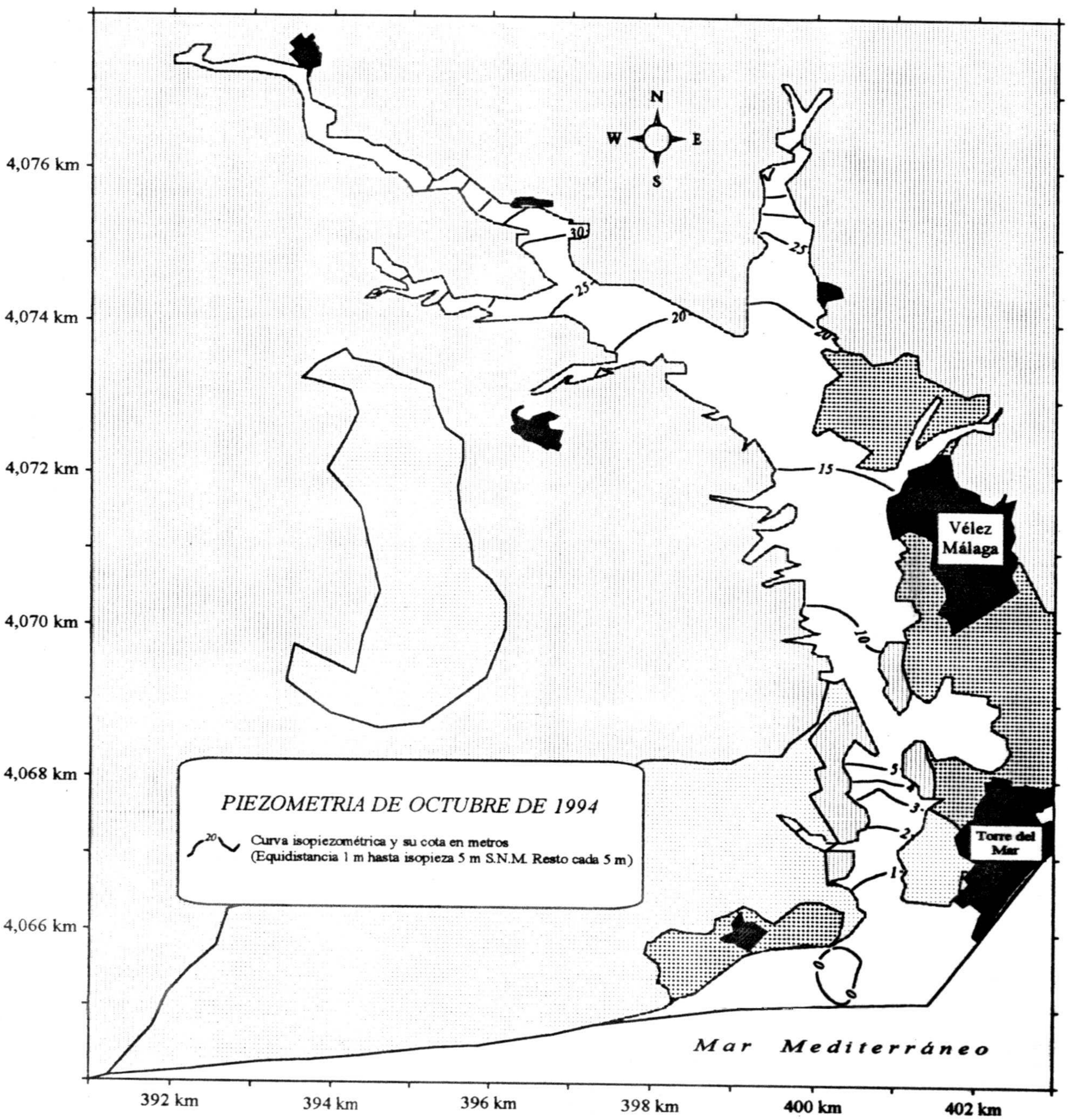
4,076 km
4,074 km
4,072 km
4,070 km
4,068 km
4,066 km
N
W
E
S
30
25
25
20
20
15
10
5
3
2
1
0
Vélez
Málaga
Torre del
Mar
PIEZOMETRIA DE OCTUBRE DE 1994
20
Curva isopiezométrica y su cota en metros
(Equidistancia 1 m hasta isopieza 5 m S.N.M. Resto cada 5 m)
Mar Mediterráneo
392 km
394 km
396 km
398 km
400 km
402 km

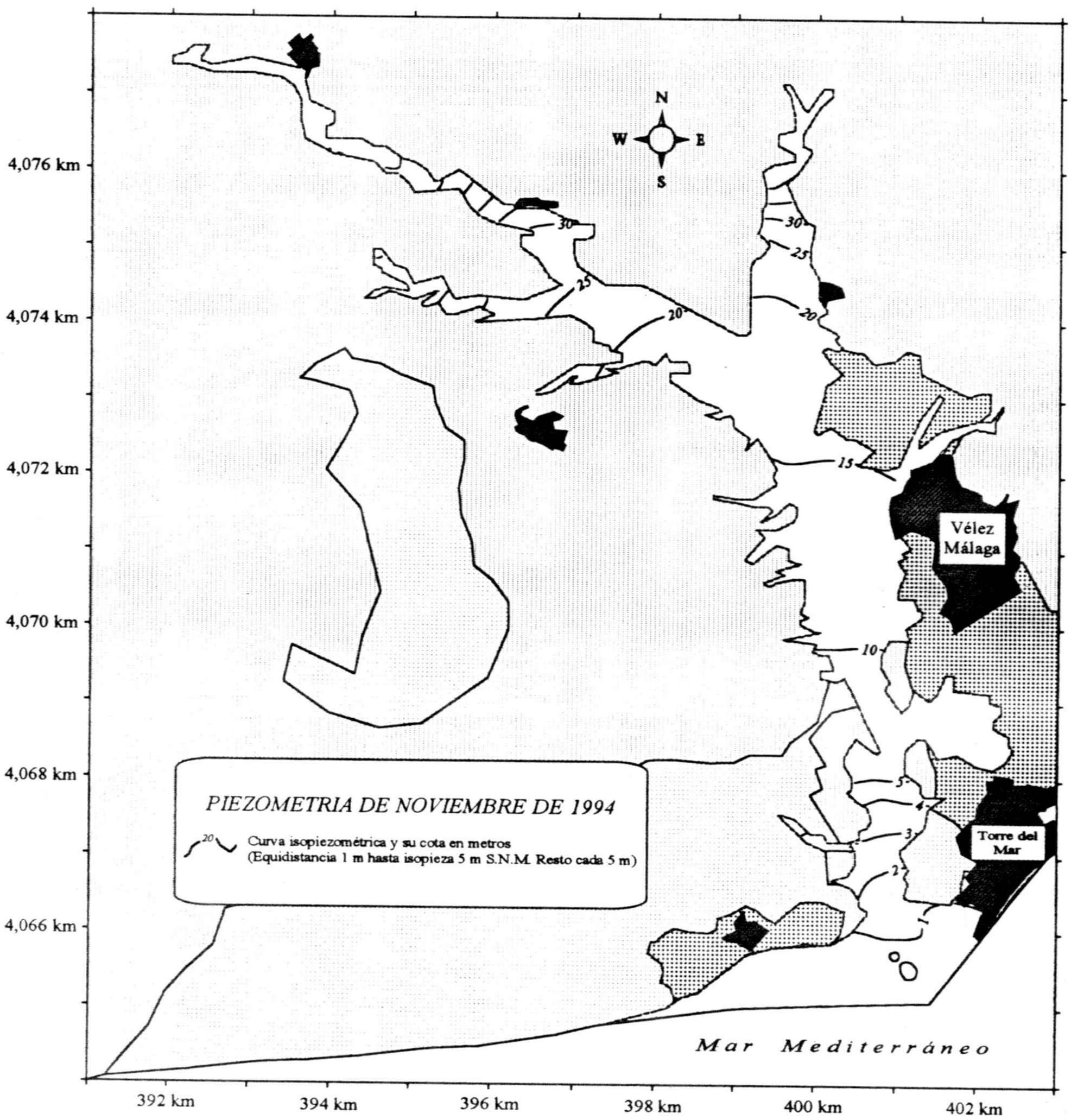
N
W
E
S
30
25
20
15
10
5
4
3
2
1
Vélez
Málaga
Torre del
Mar
PIEZOMETRIA DE NOVIEMBRE DE 1994
20
Curva isopiezométrica y su cota en metros
(Equidistancia 1 m hasta isopieza 5 m S.N.M. Resto cada 5 m)
Mar Mediterráneo
4,076 km
4,074 km
4,072 km
4,070 km
4,068 km
4,066 km
392 km
394 km
396 km
398 km
400 km
402 km

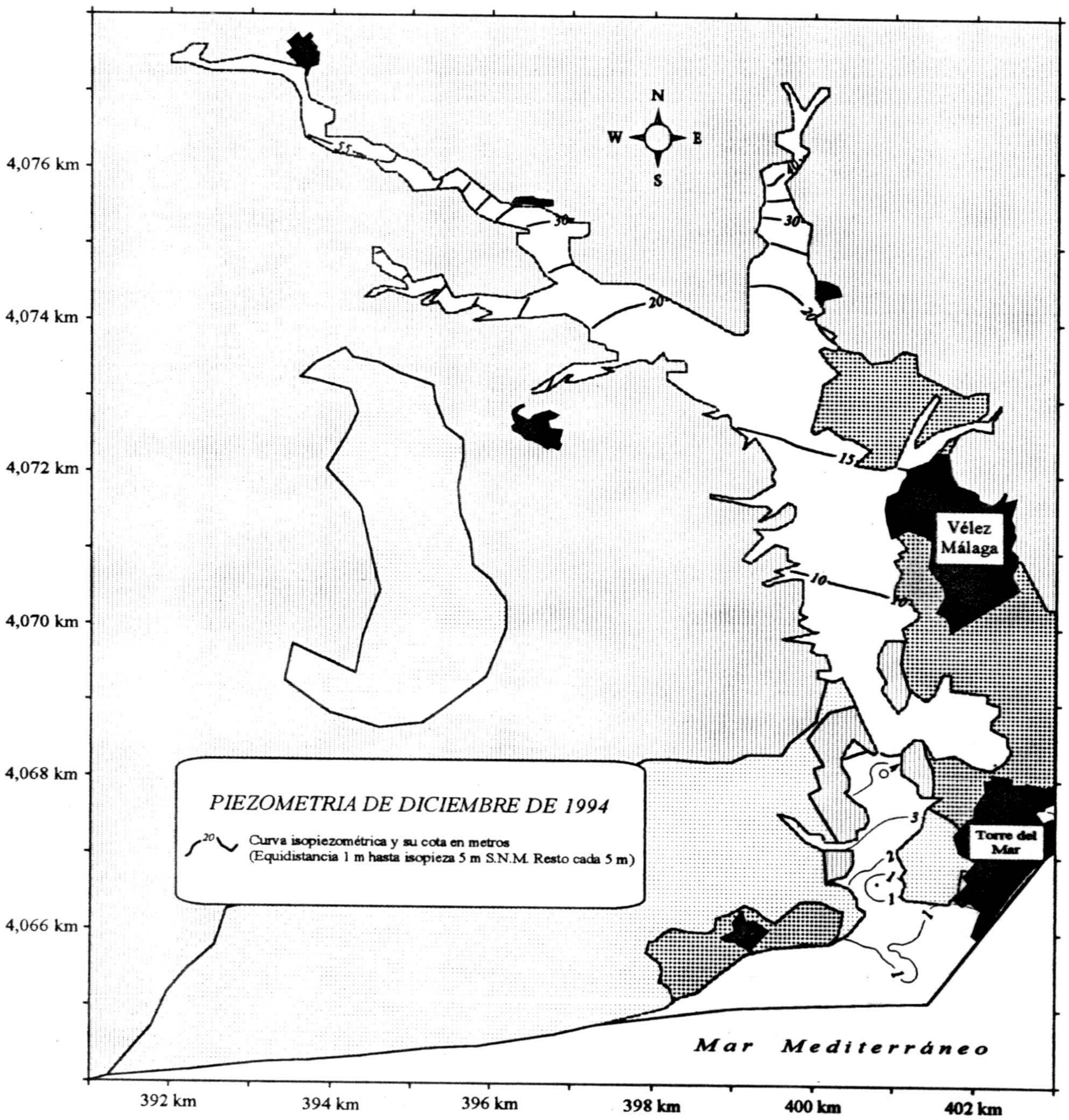
4,076 km
4,074 km
4,072 km
4,070 km
4,068 km
4,066 km
N
W
E
S
55
30
20
15
10
40
30
20
10
3
2
1
Vélez
Málaga
Torre del
Mar
PIEZOMETRIA DE DICIEMBRE DE 1994
20
Curva isopiezométrica y su cota en metros
(Equidistancia 1 m hasta isopieza 5 m S.N.M. Resto cada 5 m)
Mar Mediterráneo
392 km
394 km
396 km
398 km
400 km
402 km

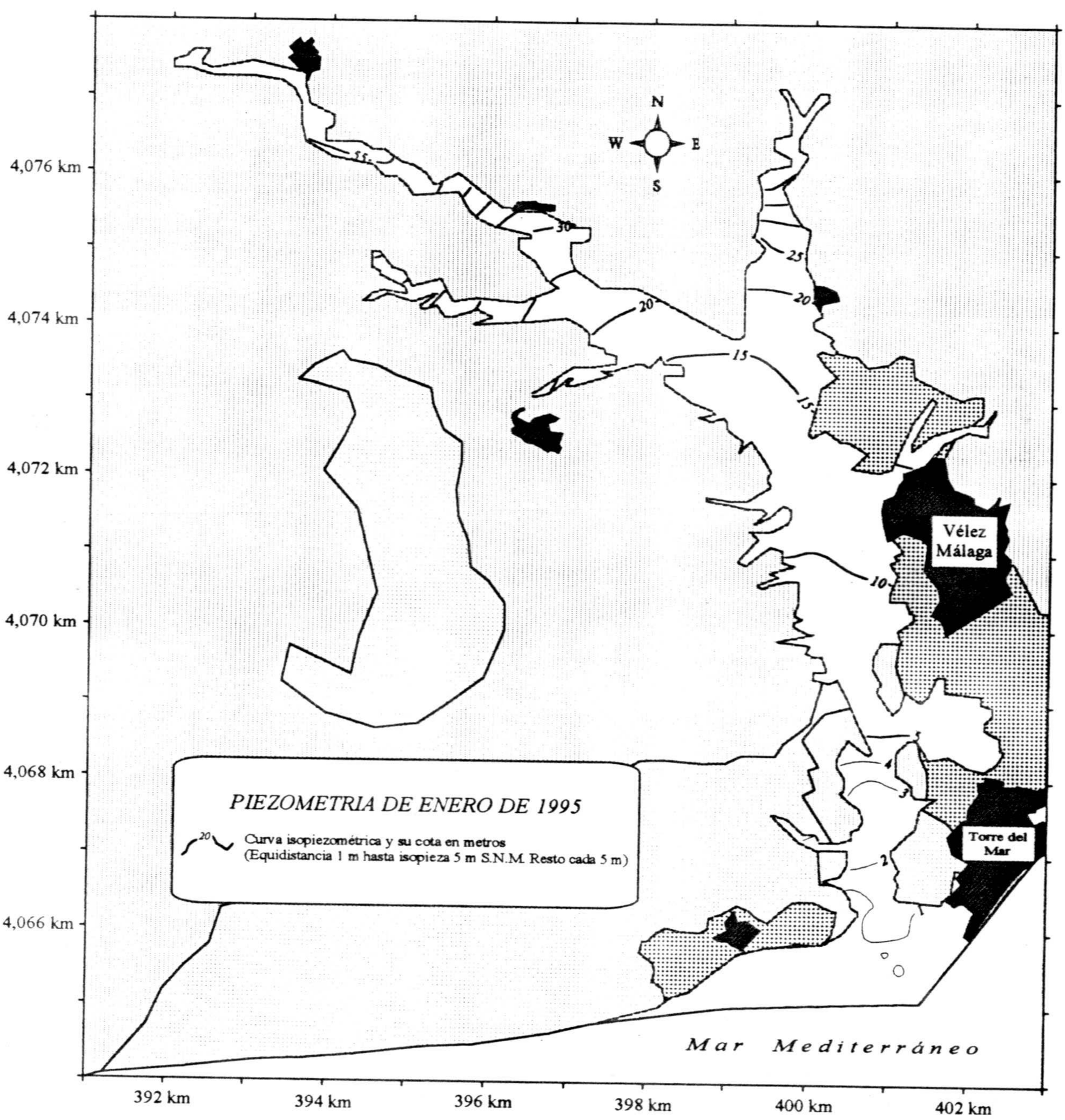
N
W
E
S
55
30
25
20
20
15
15
10
4
3
2
Vélez
Málaga
Torre del
Mar
PIEZOMETRIA DE ENERO DE 1995
20
Curva isopiezométrica y su cota en metros
(Equidistancia 1 m hasta isopieza 5 m S.N.M. Resto cada 5 m)
Mar Mediterráneo
4,076 km
4,074 km
4,072 km
4,070 km
4,068 km
4,066 km
392 km
394 km
396 km
398 km
400 km
402 km

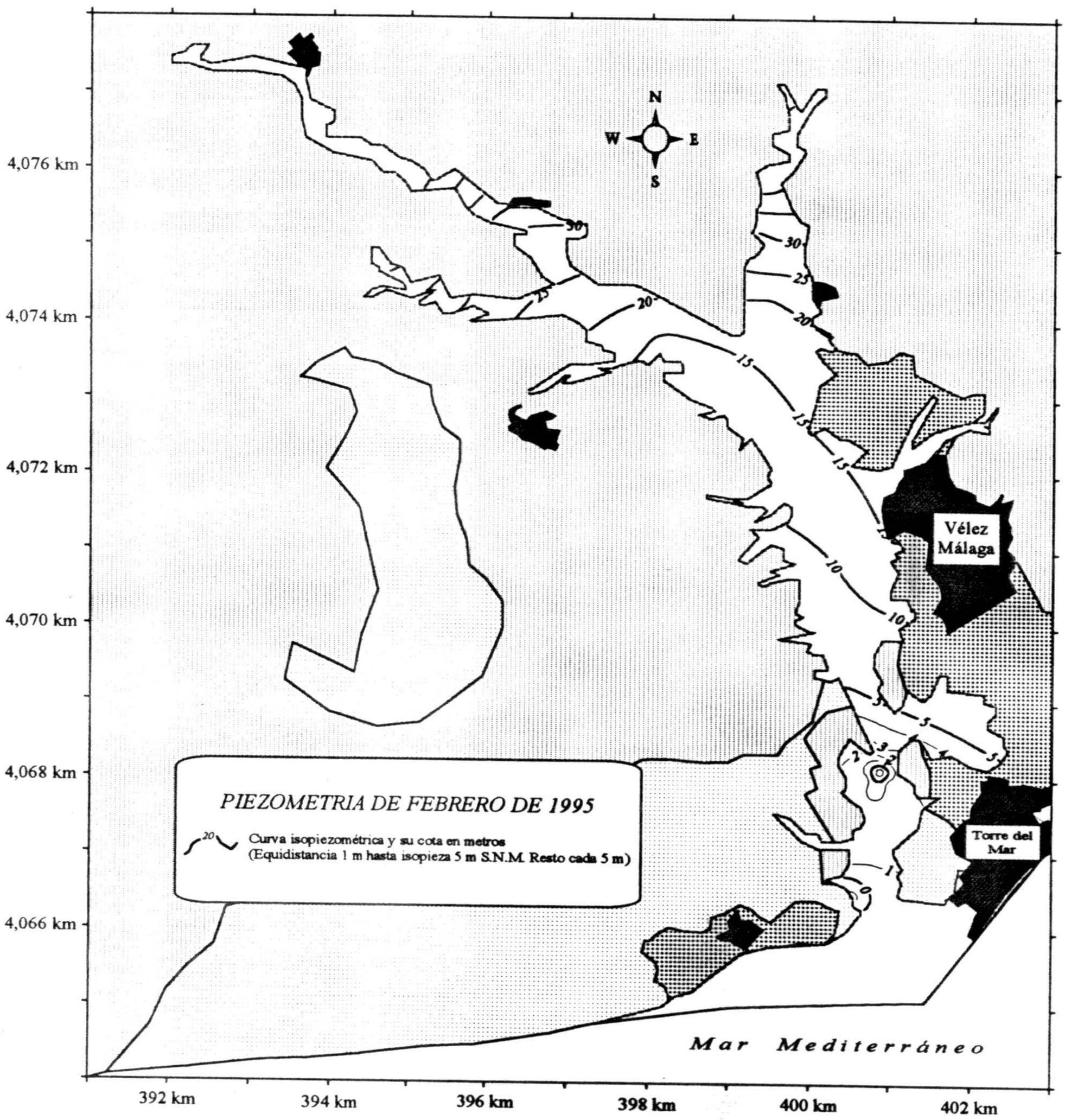
4,076 km
4,074 km
4,072 km
4,070 km
4,068 km
4,066 km
N
W
E
S
30
25
20
15
10
5
3
2
1
0
Vélez Málaga
Torre del Mar
PIEZOMETRIA DE FEBRERO DE 1995
20
Curva isopiezométrica y su cota en metros
(Equidistancia 1 m hasta isopieza 5 m S.N.M. Resto cada 5 m)
Mar Mediterráneo
392 km
394 km
396 km
398 km
400 km
402 km

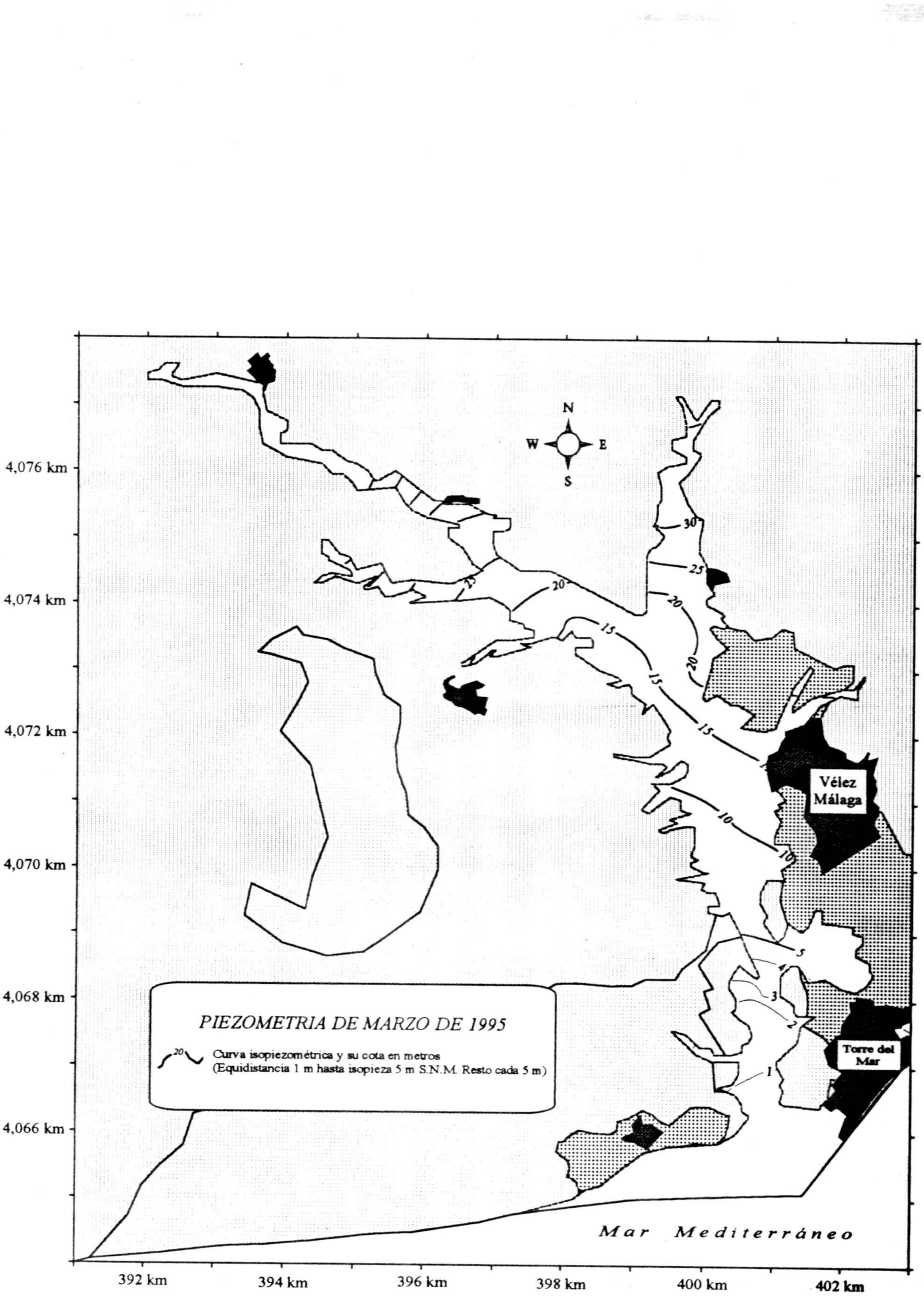
N
W
E
S
4,076 km
4,074 km
4,072 km
4,070 km
4,068 km
4,066 km
30
25
20
15
10
5
4
3
2
1
Vélez Málaga
Torre del Mar
PIEZOMETRIA DE MARZO DE 1995
20
Curva isopiezométrica y su cota en metros
(Equidistancia 1 m hasta isopieza 5 m S.N.M. Resto cada 5 m)
Mar Mediterráneo
392 km
394 km
396 km
398 km
400 km
402 km

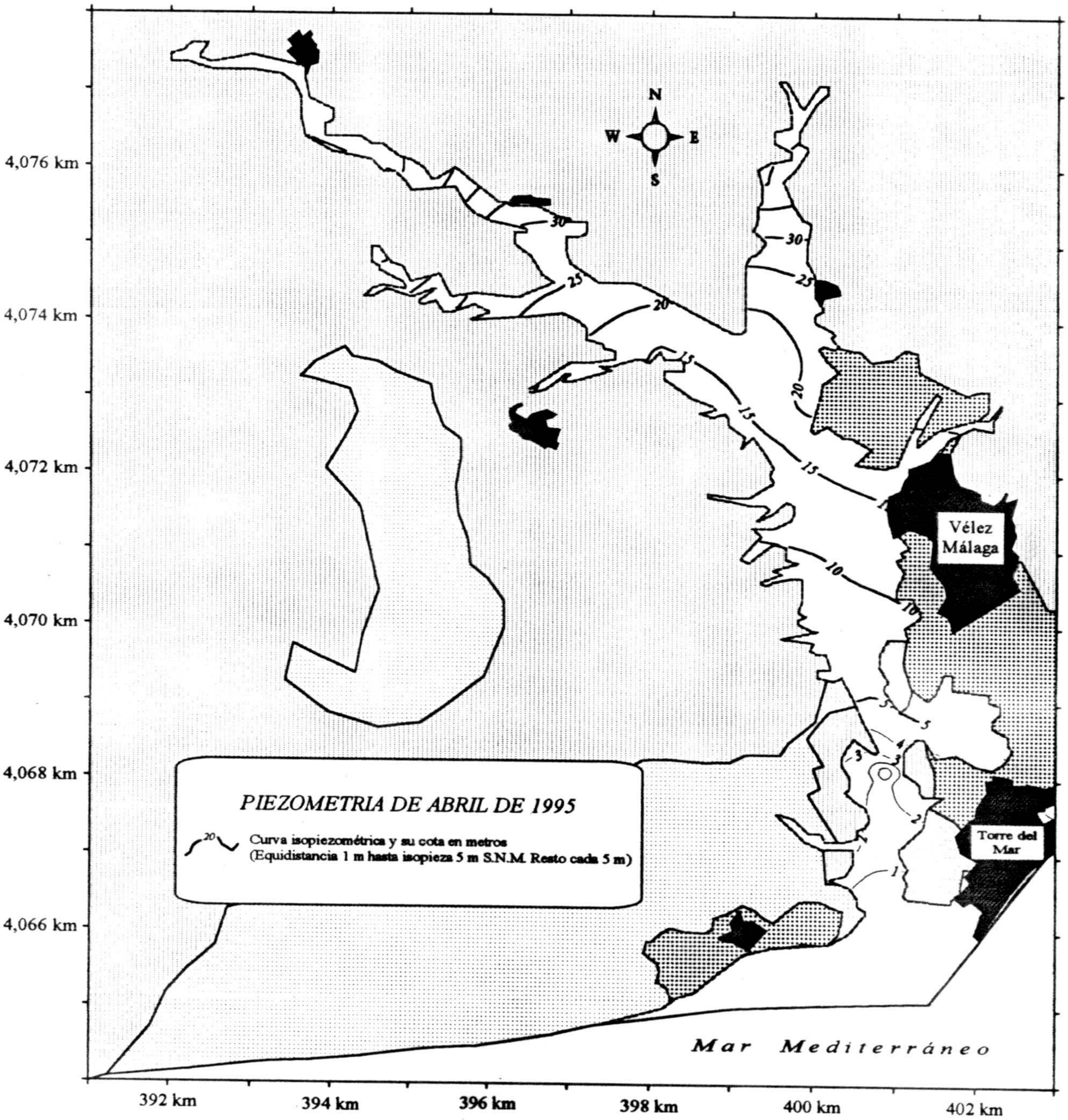
N
W
E
S
30
25
20
15
10
5
4
3
2
1
Vélez
Málaga
Torre del
Mar
PIEZOMETRIA DE ABRIL DE 1995
20
Curva isopiezométrica y su cota en metros
(Equidistancia 1 m hasta isopieza 5 m S.N.M. Resto cada 5 m)
Mar Mediterráneo
4,076 km
4,074 km
4,072 km
4,070 km
4,068 km
4,066 km
392 km
394 km
396 km
398 km
400 km
402 km

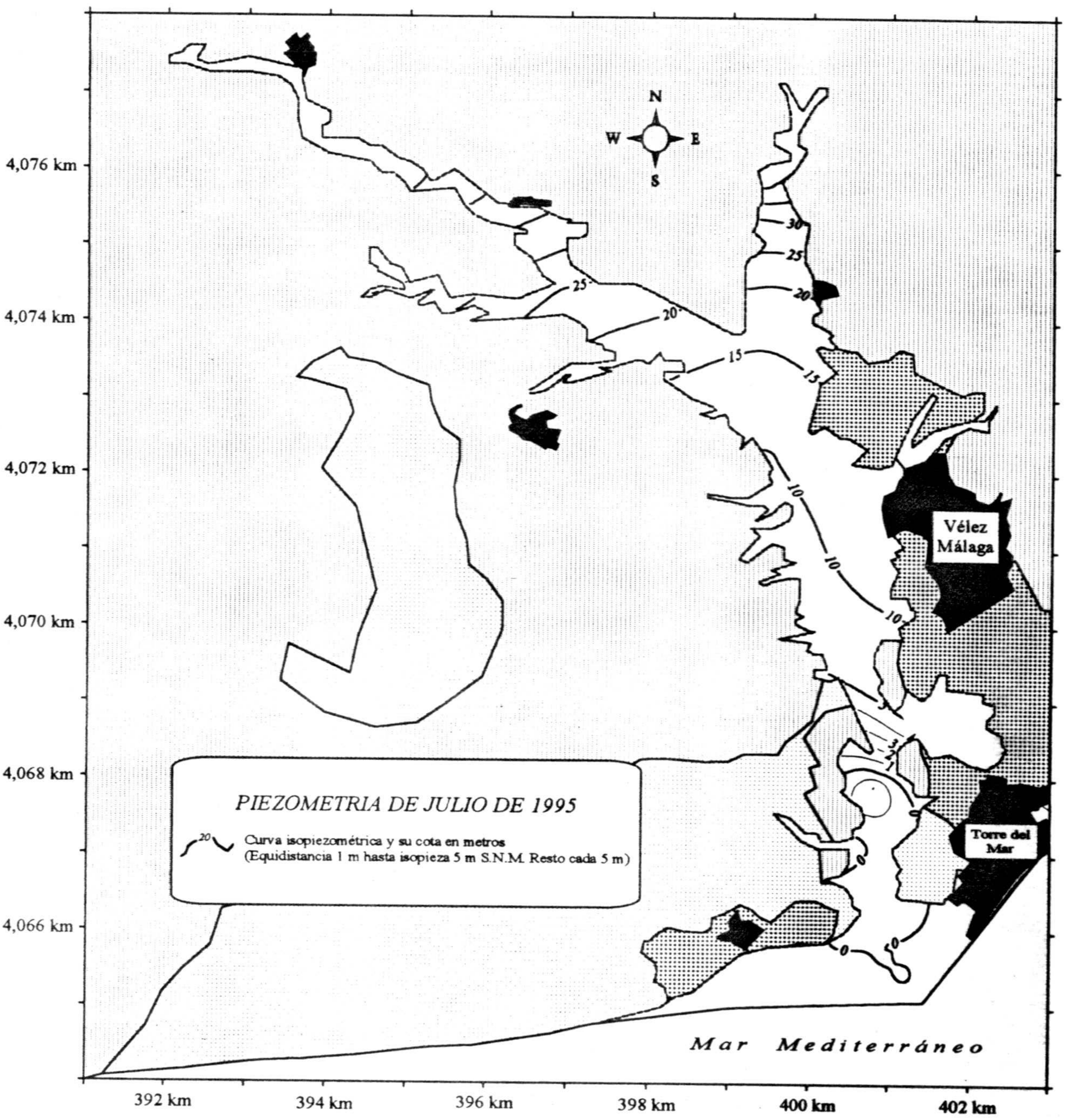
N
W
E
S
4,076 km
4,074 km
4,072 km
4,070 km
4,068 km
4,066 km
30
25
20
15
10
Vélez
Málaga
Torre del
Mar
PIEZOMETRIA DE JULIO DE 1995
20
Curva isopiezométrica y su cota en metros
(Equidistancia 1 m hasta isopieza 5 m S.N.M. Resto cada 5 m)
Mar Mediterráneo
392 km
394 km
396 km
398 km
400 km
402 km

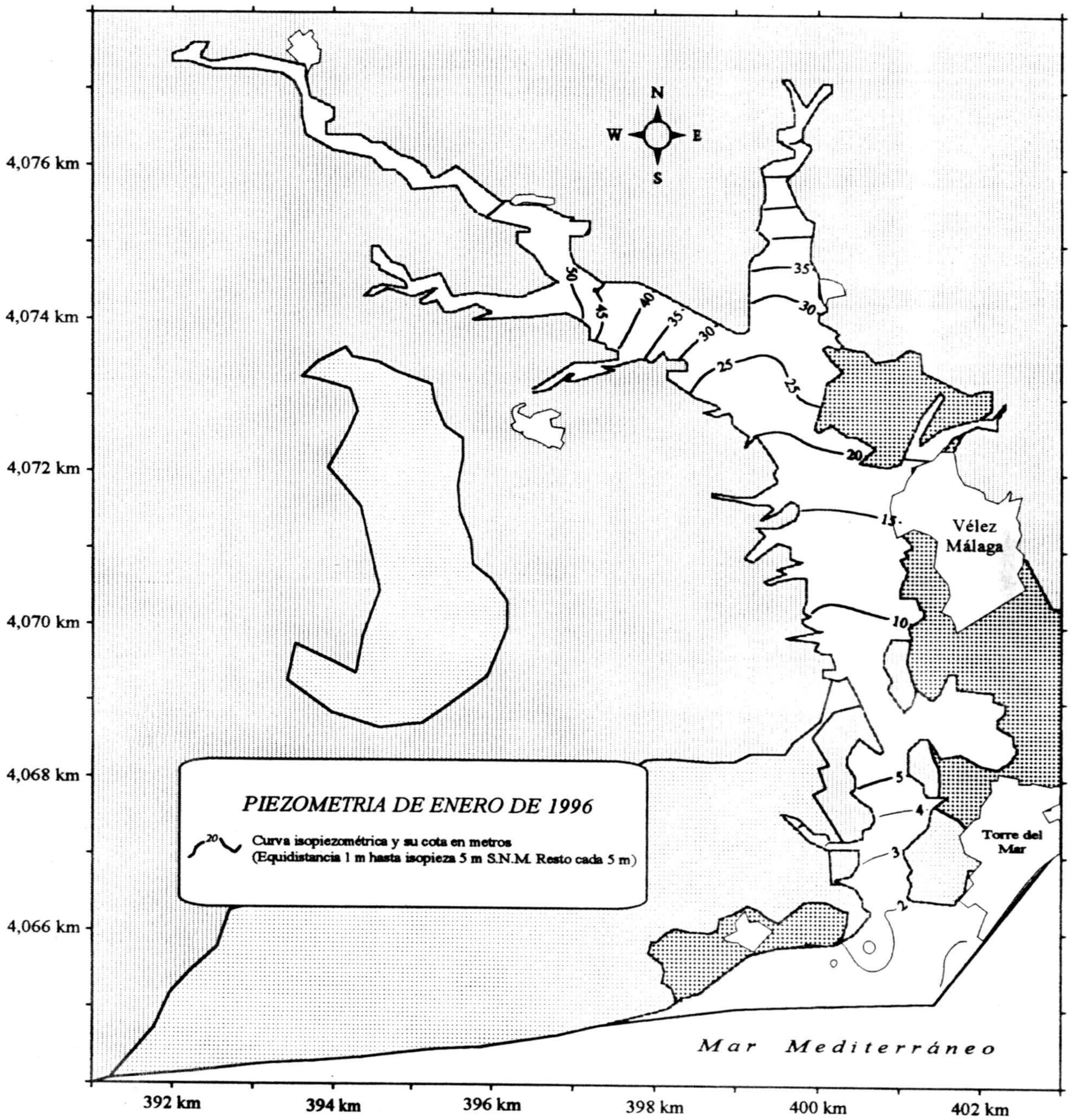
4,076 km
4,074 km
4,072 km
4,070 km
4,068 km
4,066 km
N
W
E
S
50
45
40
35
30
35
30
25
25
20
15
10
5
4
3
2
Vélez
Málaga
Torre del
Mar
PIEZOMETRIA DE ENERO DE 1996
20
Curva isopiezométrica y su cota en metros
(Equidistancia 1 m hasta isopieza 5 m S.N.M. Resto cada 5 m)
Mar Mediterráneo
392 km
394 km
396 km
398 km
400 km
402 km

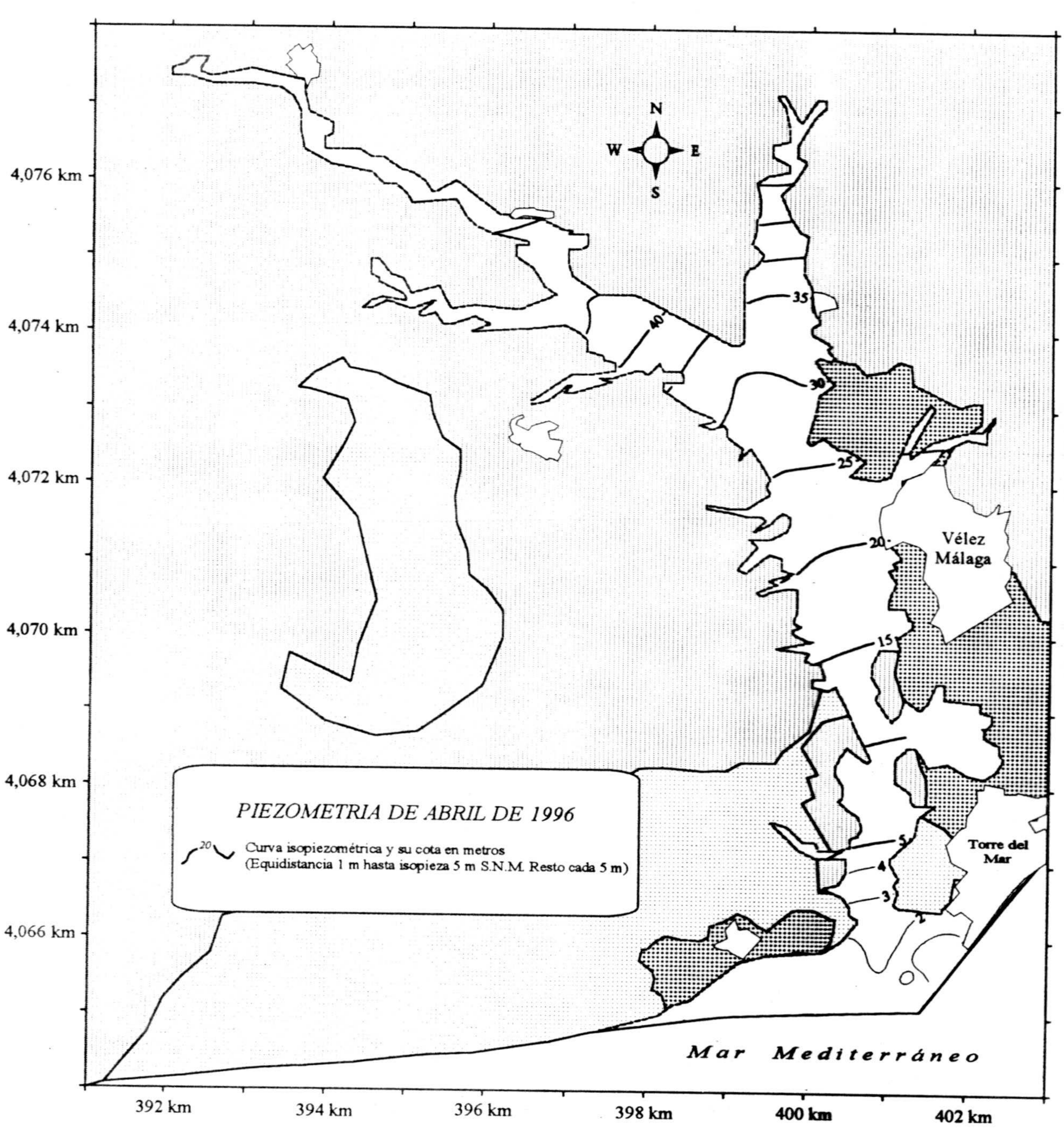
N
W
E
S
4,076 km
4,074 km
4,072 km
4,070 km
4,068 km
4,066 km
35
40
30
25
20
15
5
4
3
Vélez
Málaga
Torre del
Mar
PIEZOMETRIA DE ABRIL DE 1996
20
Curva isopiezométrica y su cota en metros
(Equidistancia 1 m hasta isopieza 5 m S.N.M. Resto cada 5 m)
Mar Mediterráneo
392 km
394 km
396 km
398 km
400 km
402 km

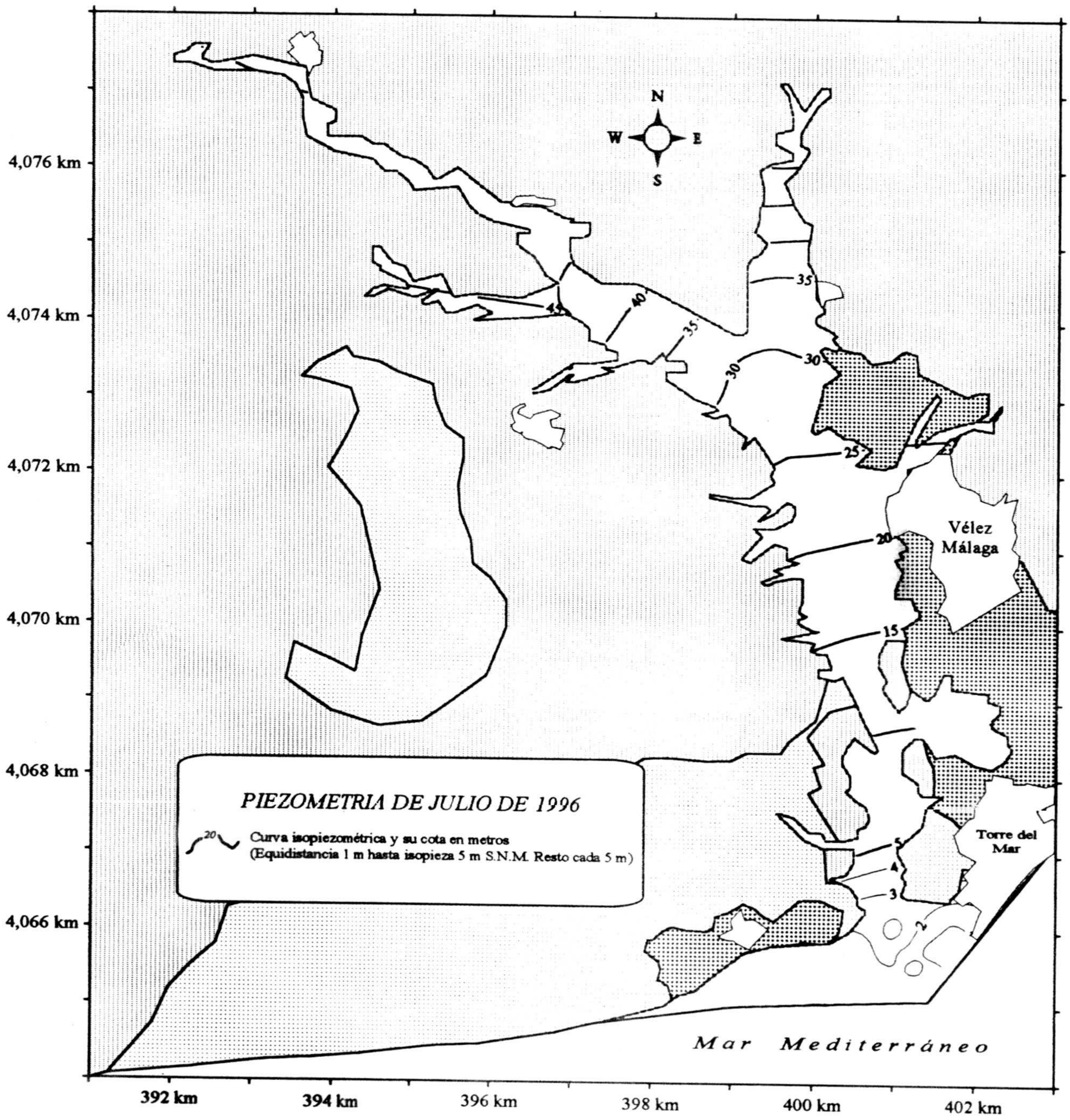
N
W
E
S
4,076 km
4,074 km
4,072 km
4,070 km
4,068 km
4,066 km
35
40
35
30
30
25
20
15
5
4
3
2
Vélez
Málaga
Torre del
Mar
PIEZOMETRIA DE JULIO DE 1996
20
Curva isopiezométrica y su cota en metros
(Equidistancia 1 m hasta isopieza 5 m S.N.M. Resto cada 5 m)
Mar Mediterráneo
392 km
394 km
396 km
398 km
400 km
402 km

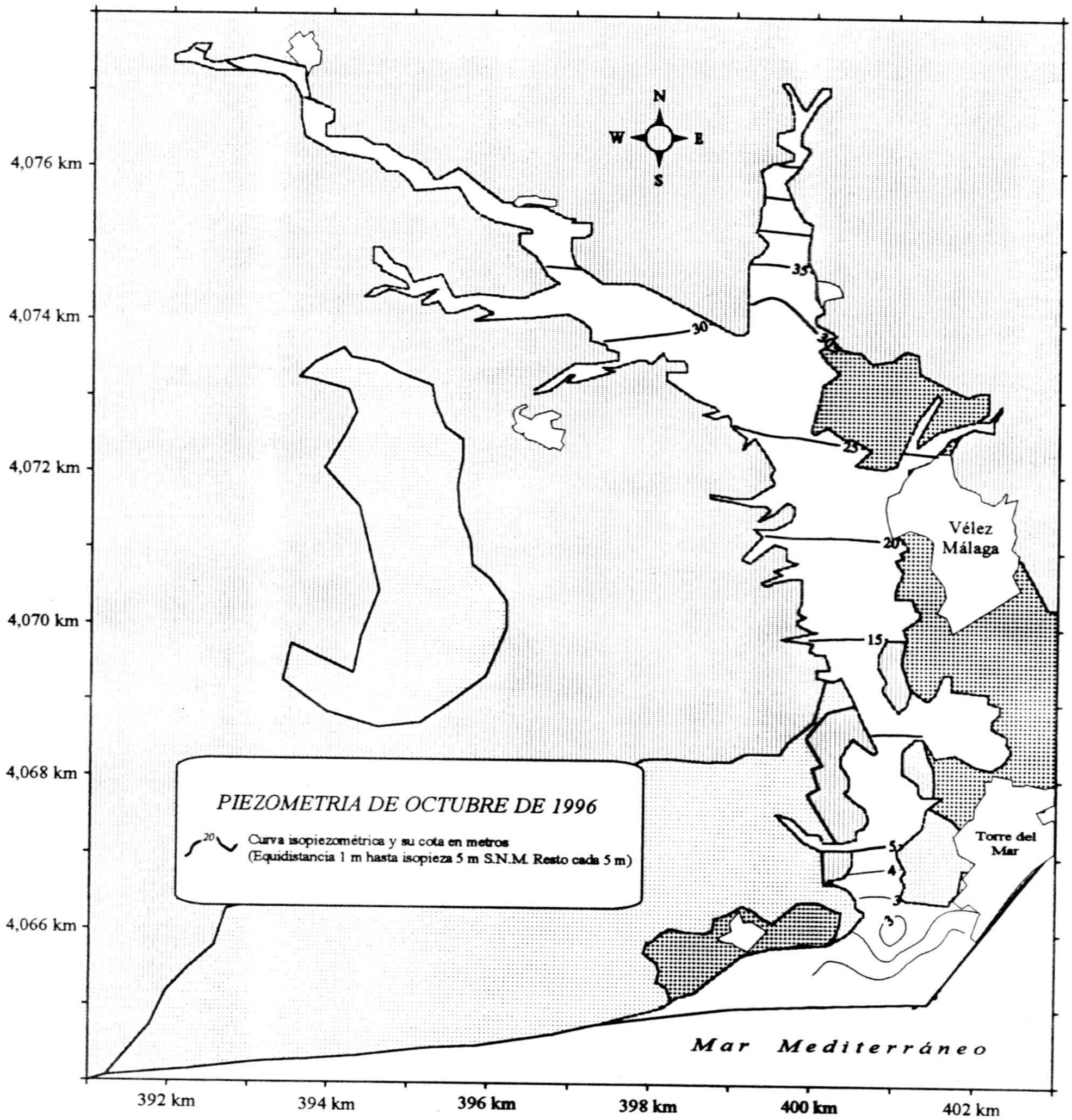
N
W
E
S
4,076 km
4,074 km
4,072 km
4,070 km
4,068 km
4,066 km
35
30
25
20
15
5
4
3
3
Vélez
Málaga
Torre del
Mar
PIEZOMETRIA DE OCTUBRE DE 1996
20
Curva isopiezométrica y su cota en metros
(Equidistancia 1 m hasta isopieza 5 m S.N.M. Resto cada 5 m)
Mar Mediterráneo
392 km
394 km
396 km
398 km
400 km
402 km

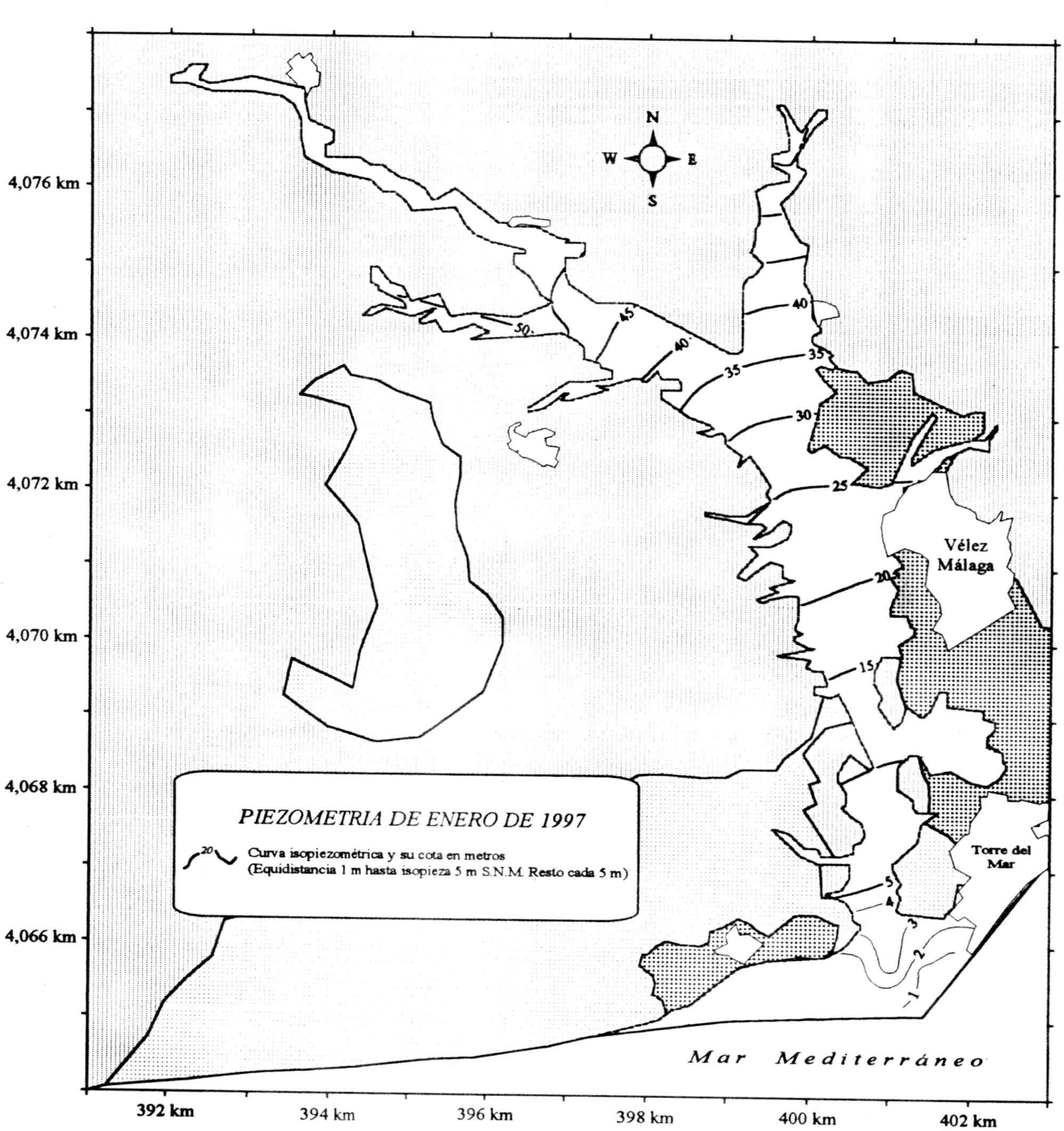
N
W
E
S
4,076 km
4,074 km
4,072 km
4,070 km
4,068 km
4,066 km
50
45
40
40
35
35
30
25
20
15
5
4
3
2
1
Vélez
Málaga
Torre del
Mar
PIEZOMETRIA DE ENERO DE 1997
20
Curva isopiezométrica y su cota en metros
(Equidistancia 1 m hasta isopieza 5 m S.N.M. Resto cada 5 m)
Mar Mediterráneo
392 km
394 km
396 km
398 km
400 km
402 km

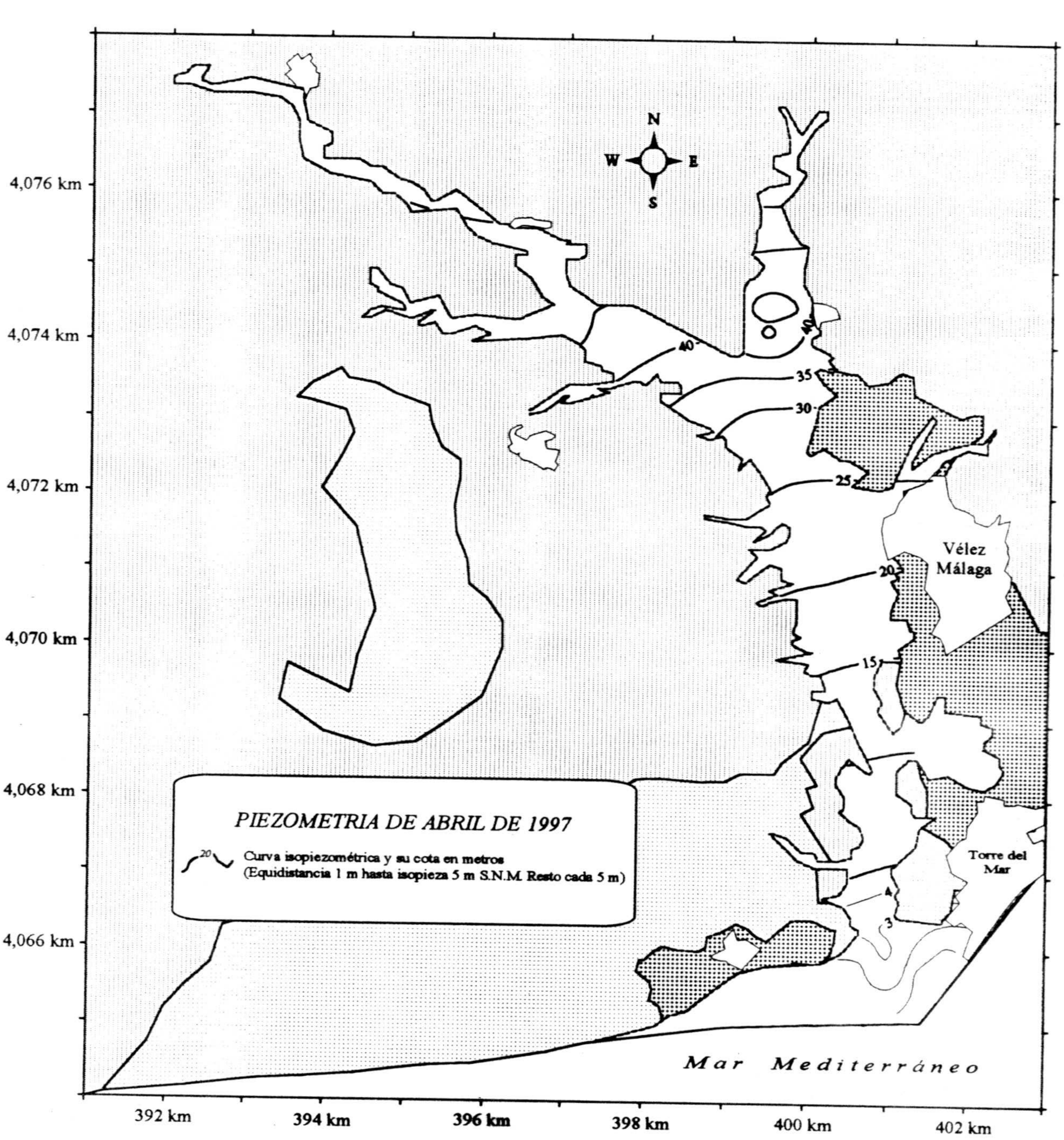
N
W
E
S
4,076 km
4,074 km
4,072 km
4,070 km
4,068 km
4,066 km
40
35
30
25
20
15
4
3
Vélez
Málaga
Torre del
Mar
PIEZOMETRIA DE ABRIL DE 1997
20
Curva isopiezométrica y su cota en metros
(Equidistancia 1 m hasta isopieza 5 m S.N.M. Resto cada 5 m)
Mar Mediterráneo
392 km
394 km
396 km
398 km
400 km
402 km

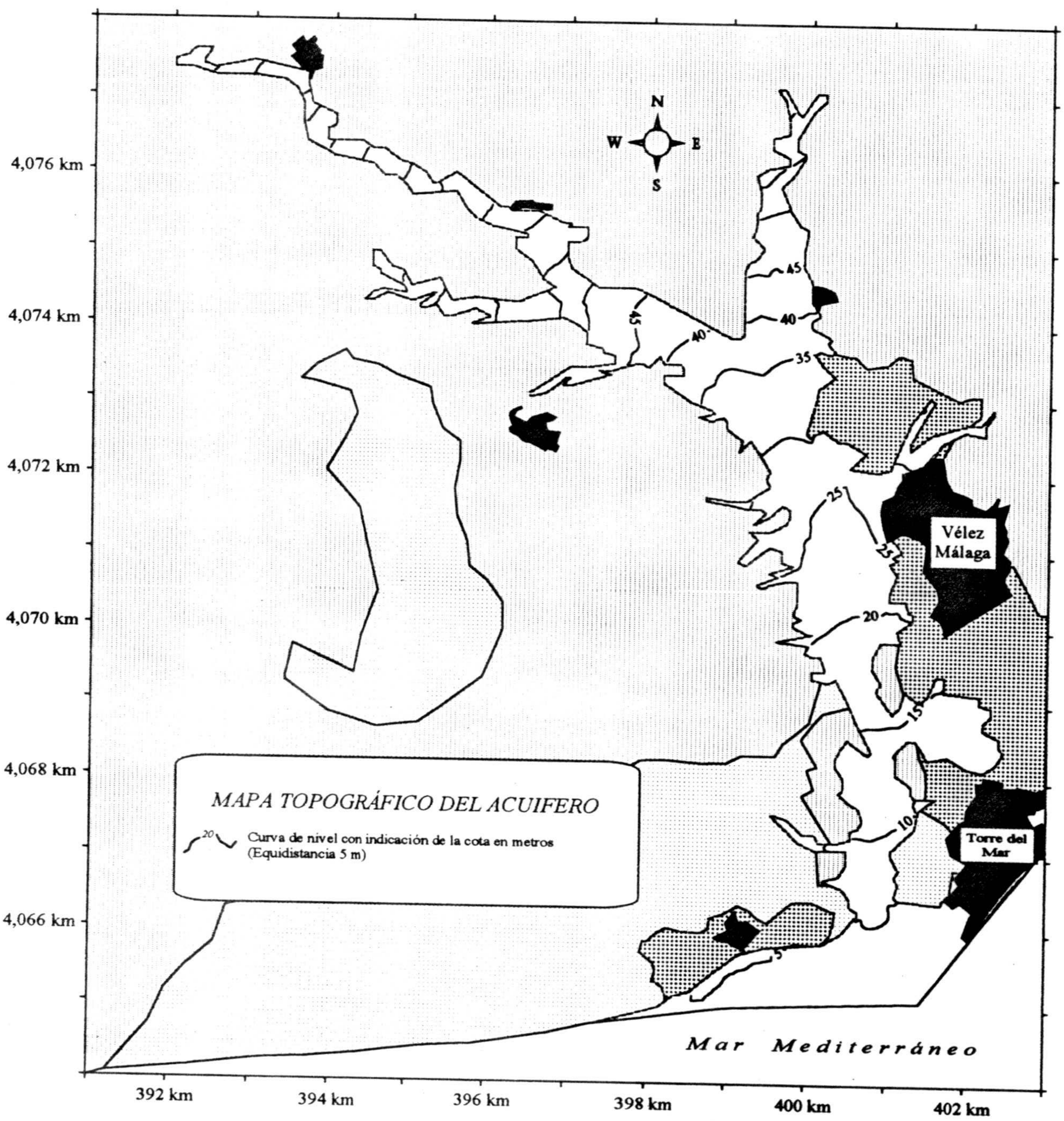
4,076 km
4,074 km
4,072 km
4,070 km
4,068 km
4,066 km
N
W
E
S
45
40
35
25
20
15
10
5
Vélez Málaga
Torre del Mar
MAPA TOPOGRÁFICO DEL ACUIFERO
20
Curva de nivel con indicación de la cota en metros (Equidistancia 5 m)
Mar Mediterráneo
392 km
394 km
396 km
398 km
400 km
402 km

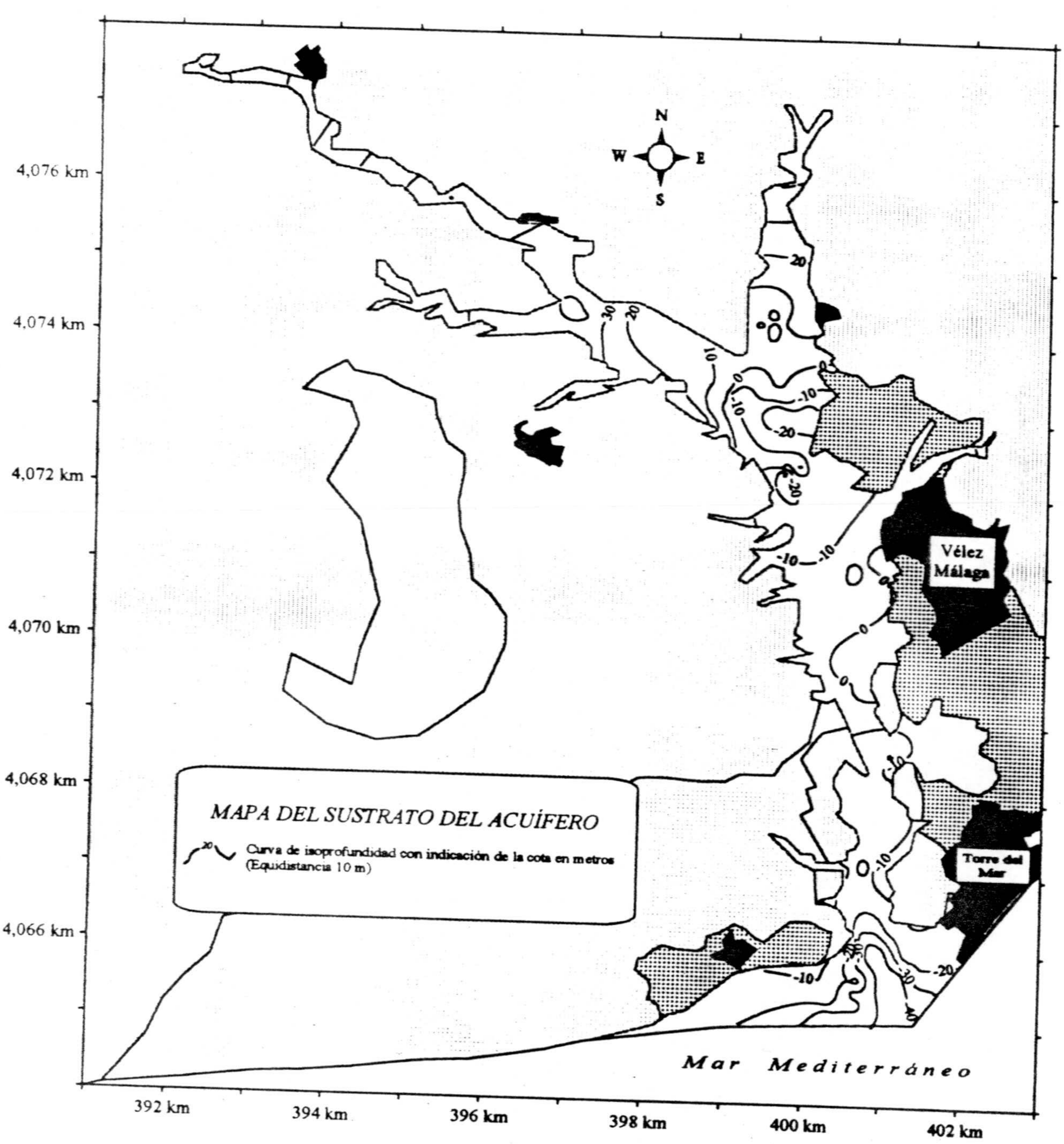
N
W
E
S
4,076 km
4,074 km
4,072 km
4,070 km
4,068 km
4,066 km
392 km
394 km
396 km
398 km
400 km
402 km
Vélez Málaga
Torre del Mar
Mar Mediterráneo
MAPA DEL SUSTRATO DEL ACUÍFERO
Curva de isoprofundidad con indicación de la cota en metros
(Equidistancia 10 m)

# ANEXO 2

## PERFILES HIDROGEOLÓGICOS A LO LARGO DE UNA LÍNEA DE FLUJO.

## PERIODO: OCTUBRE DE 1993 A JULIO DE 1997

# ANEXO 2.1

## PERFILES HIDROGEOLÓGICOS A LO LARGO DE UNA LÍNEA DE FLUJO.

## PERIODO: OCTUBRE DE 1993 A JULIO DE 1997.

## MARGEN DERECHA IZQUIERDA DEL RÍO VÉLEZ

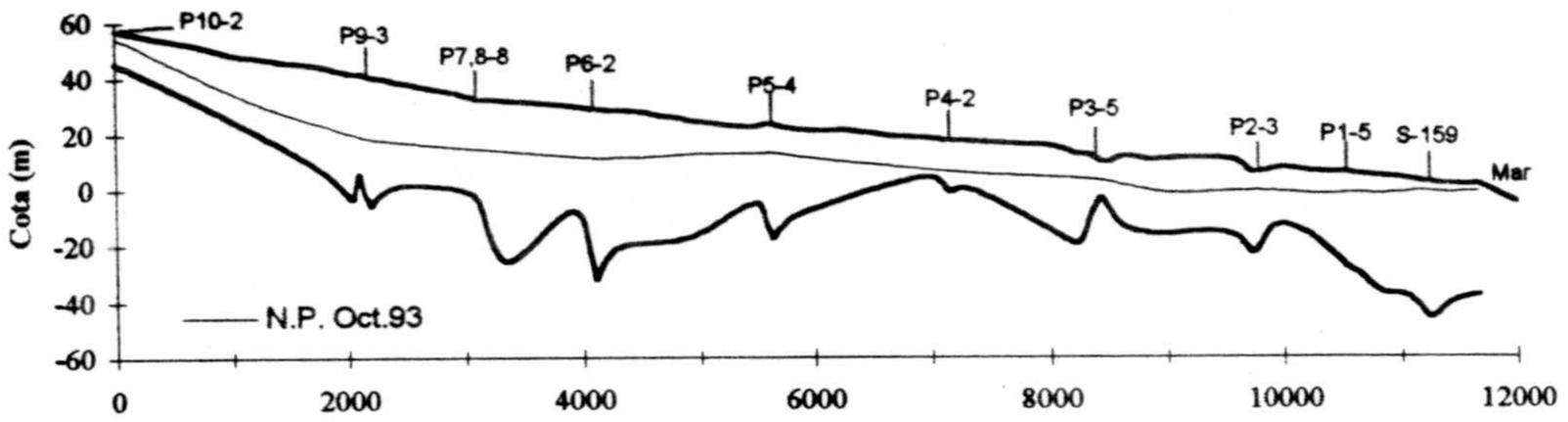
P10-2
P9-3
P7,8-8
P6-2
P5-4
P4-2
P3-5
P2-3
P1-5
S-159
Mar
Cota (m)
60
40
20
0
-20
-40
-60
N.P. Oct.93
0
2000
4000
6000
8000
10000
12000

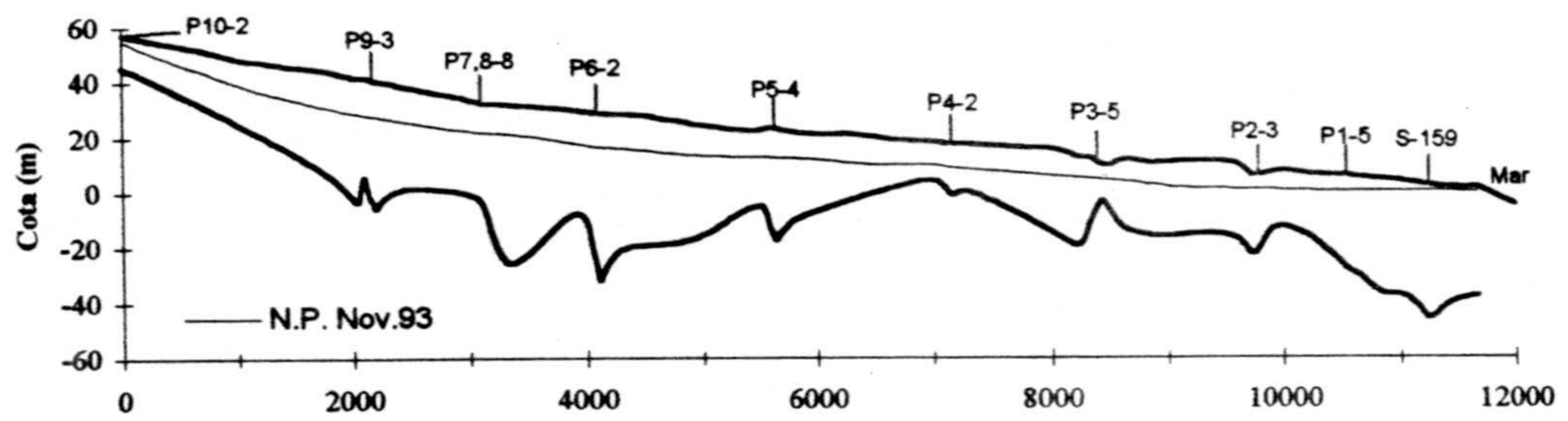
P10-2
P9-3
P7,8-8
P6-2
P5-4
P4-2
P3-5
P2-3
P1-5
S-159
Mar
Cota (m)
60
40
20
0
-20
-40
-60
N.P. Nov.93
0
2000
4000
6000
8000
10000
12000

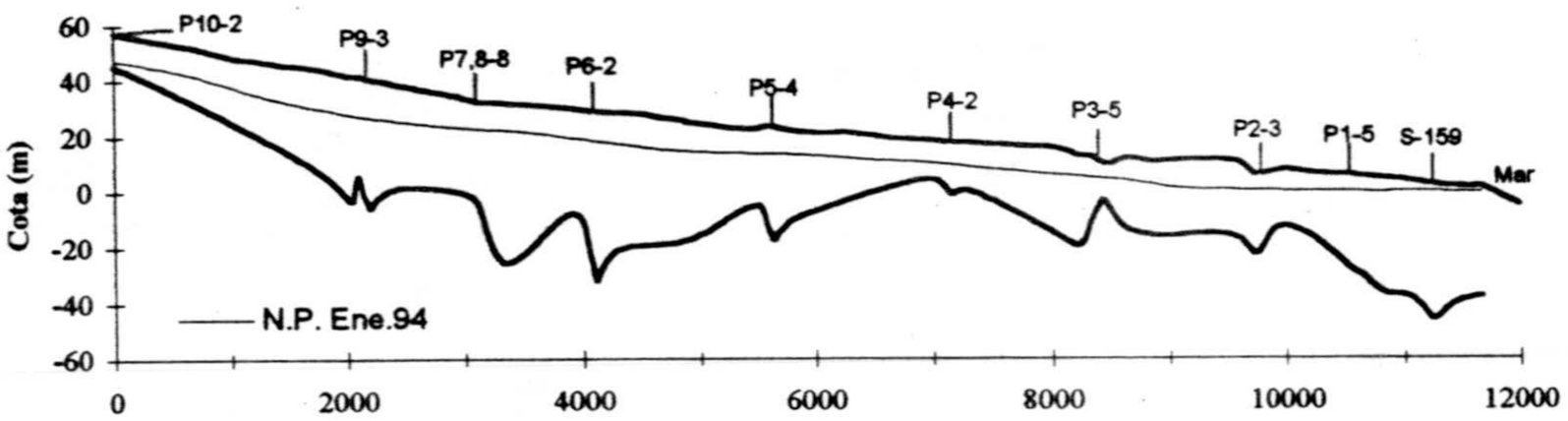
P10-2
P9-3
P7,8-8
P6-2
P5-4
P4-2
P3-5
P2-3
P1-5
S-159
Mar
Cota (m)
60
40
20
0
-20
-40
-60
N.P. Ene.94
0
2000
4000
6000
8000
10000
12000

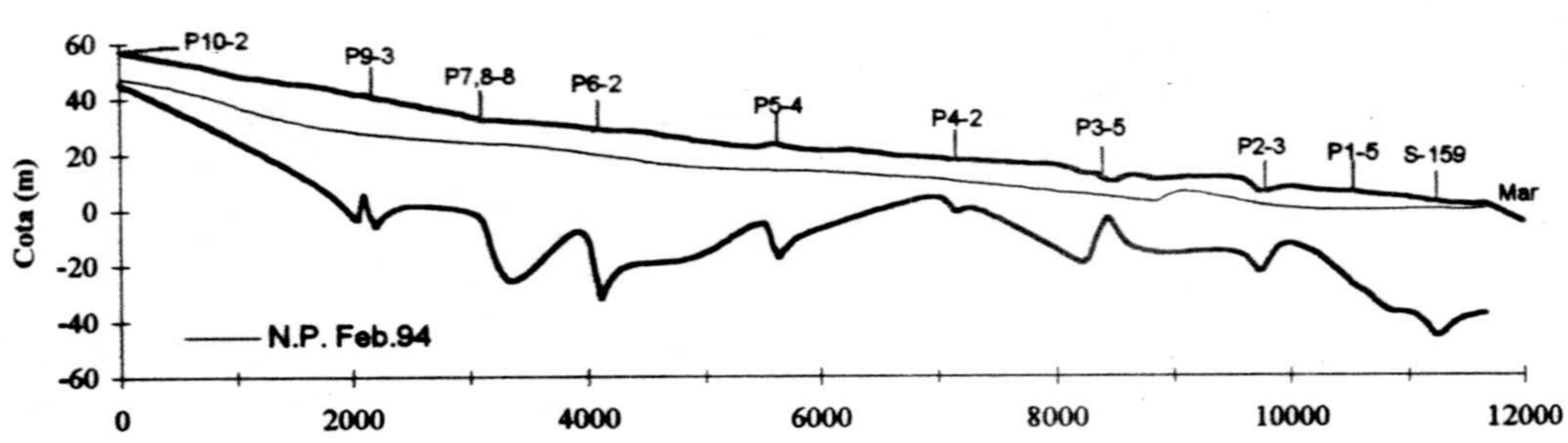
P10-2
P9-3
P7,8-8
P6-2
P5-4
P4-2
P3-5
P2-3
P1-5
S-159
Mar
Cota (m)
60
40
20
0
-20
-40
-60
N.P. Feb.94
0
2000
4000
6000
8000
10000
12000

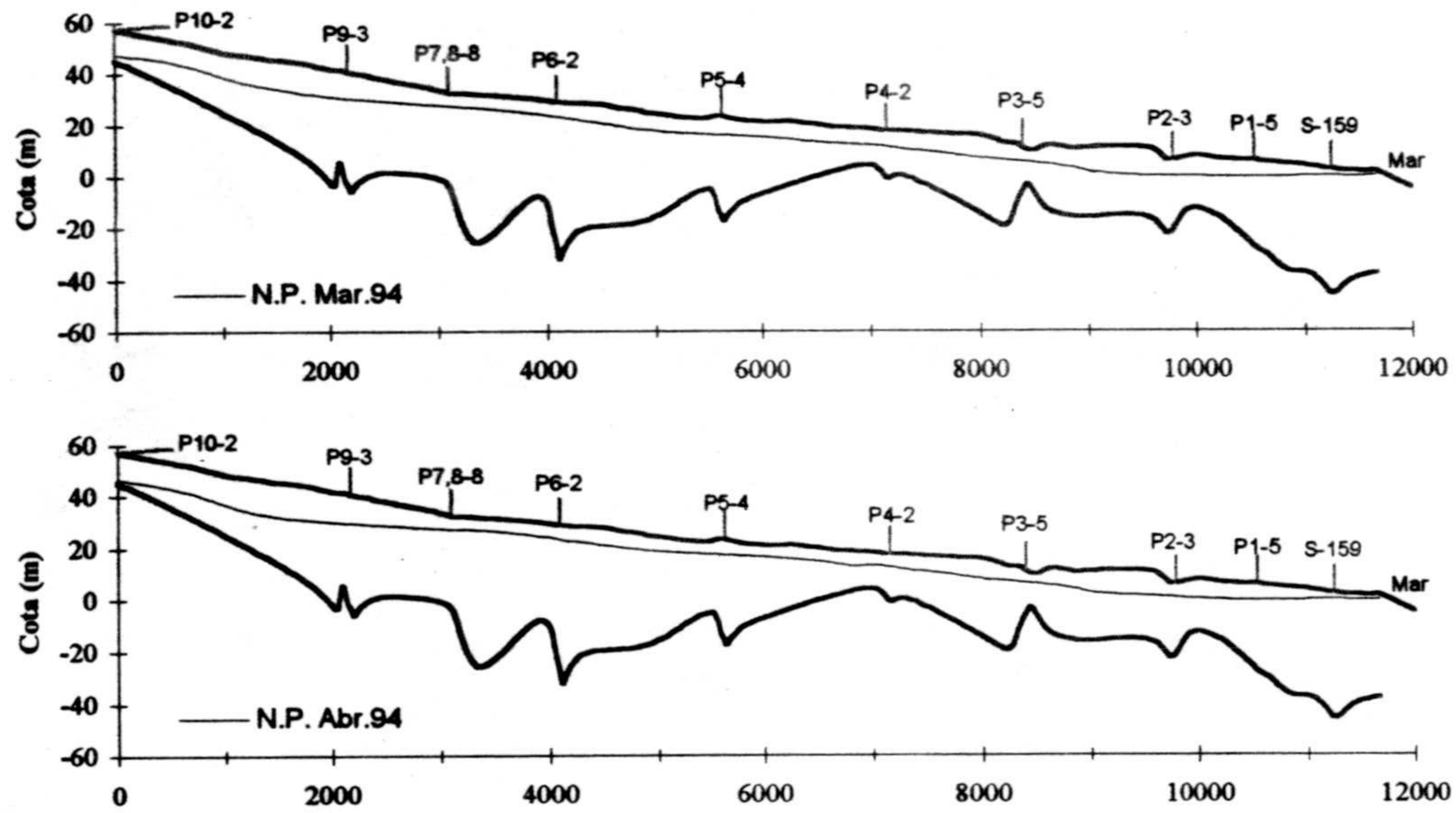
P10-2
P9-3
P7,8-8
P6-2
P5-4
P4-2
P3-5
P2-3
P1-5
S-159
Mar
Cota (m)
60
40
20
0
-20
-40
-60
N.P. Mar.94
0
2000
4000
6000
8000
10000
12000


P10-2
P9-3
P7,8-8
P6-2
P5-4
P4-2
P3-5
P2-3
P1-5
S-159
Mar
Cota (m)
60
40
20
0
-20
-40
-60
N.P. Abr.94
0
2000
4000
6000
8000
10000
12000

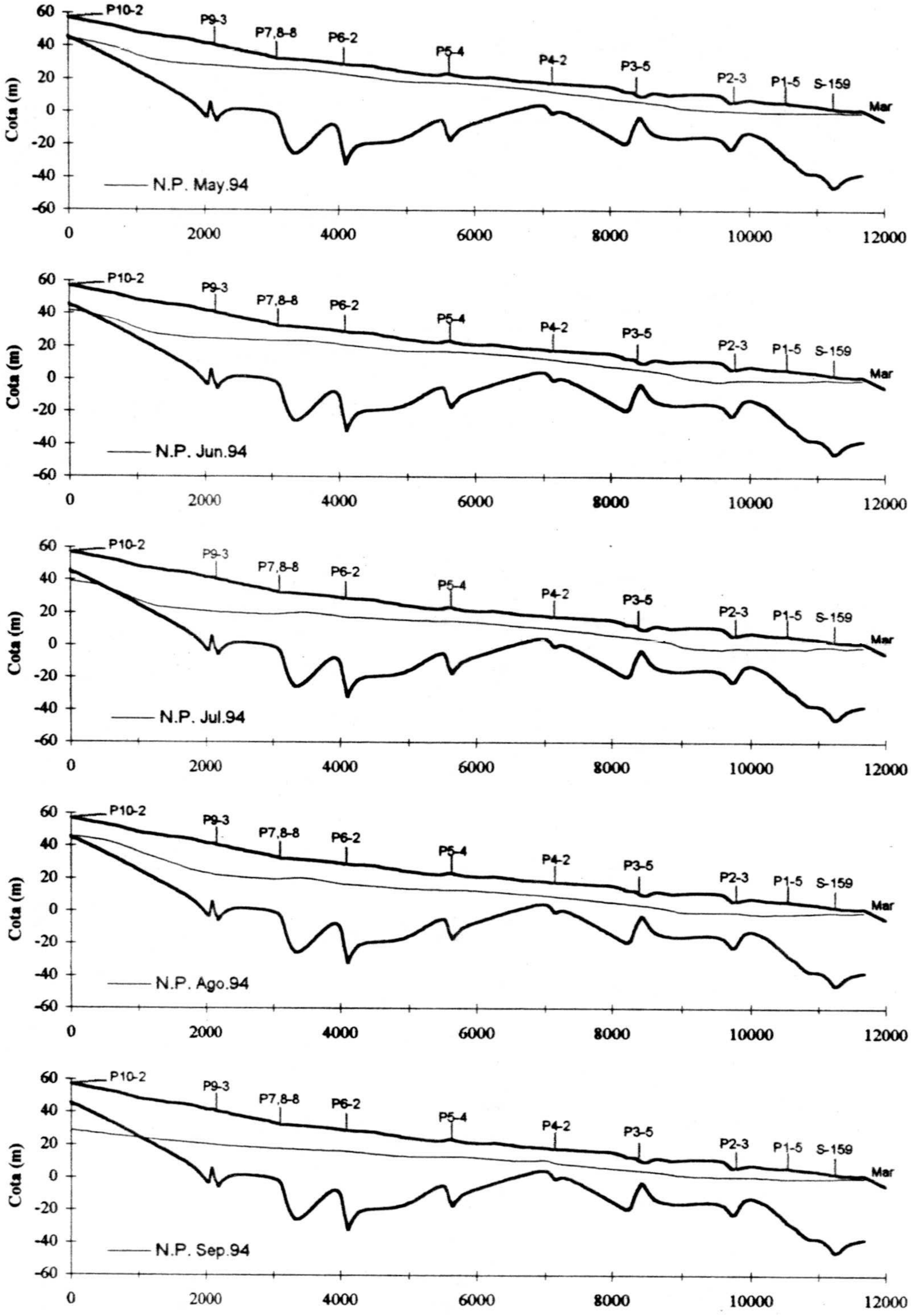
Cota (m)
60
40
20
0
-20
-40
-60
0
2000
4000
6000
8000
10000
12000
P10-2
P9-3
P7,8-8
P6-2
P5-4
P4-2
P3-5
P2-3
P1-5
S-159
Mar
N.P. May.94
N.P. Jun.94
N.P. Jul.94
N.P. Ago.94
N.P. Sep.94

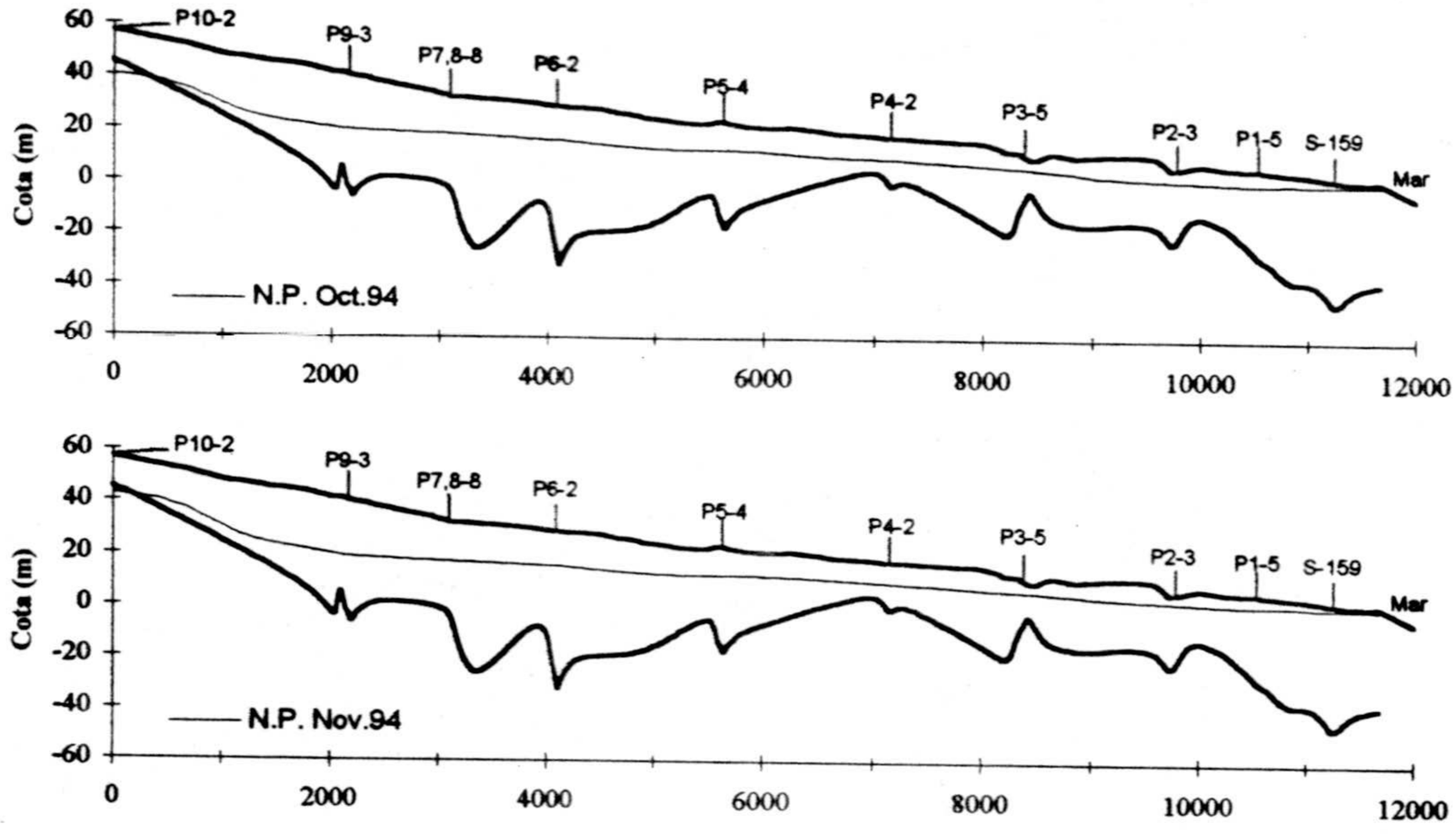
P10-2
P9-3
P7,8-8
P6-2
P5-4
P4-2
P3-5
P2-3
P1-5
S-159
Mar
Cota (m)
60
40
20
0
-20
-40
-60
0
2000
4000
6000
8000
10000
12000
N.P. Oct.94


P10-2
P9-3
P7,8-8
P6-2
P5-4
P4-2
P3-5
P2-3
P1-5
S-159
Mar
Cota (m)
60
40
20
0
-20
-40
-60
0
2000
4000
6000
8000
10000
12000
N.P. Nov.94

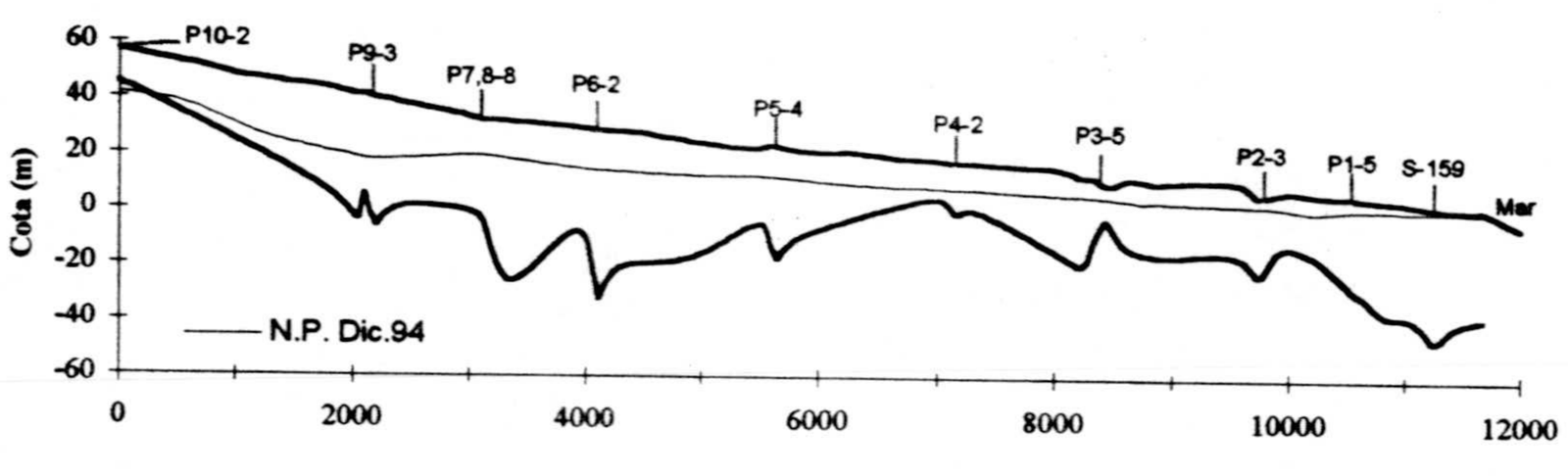
P10-2
P9-3
P7,8-8
P6-2
P5-4
P4-2
P3-5
P2-3
P1-5
S-159
Mar
Cota (m)
60
40
20
0
-20
-40
-60
0
2000
4000
6000
8000
10000
12000
N.P. Dic.94

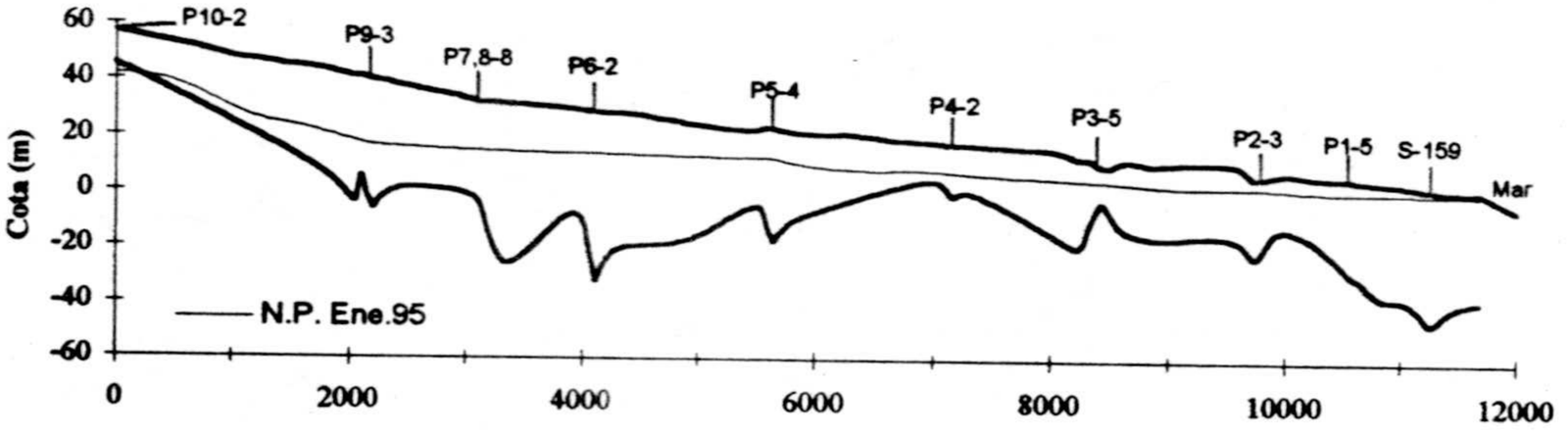
P10-2
P9-3
P7,8-8
P6-2
P5-4
P4-2
P3-5
P2-3
P1-5
S-159
Mar
Cota (m)
60
40
20
0
-20
-40
-60
0
2000
4000
6000
8000
10000
12000
N.P. Ene.95

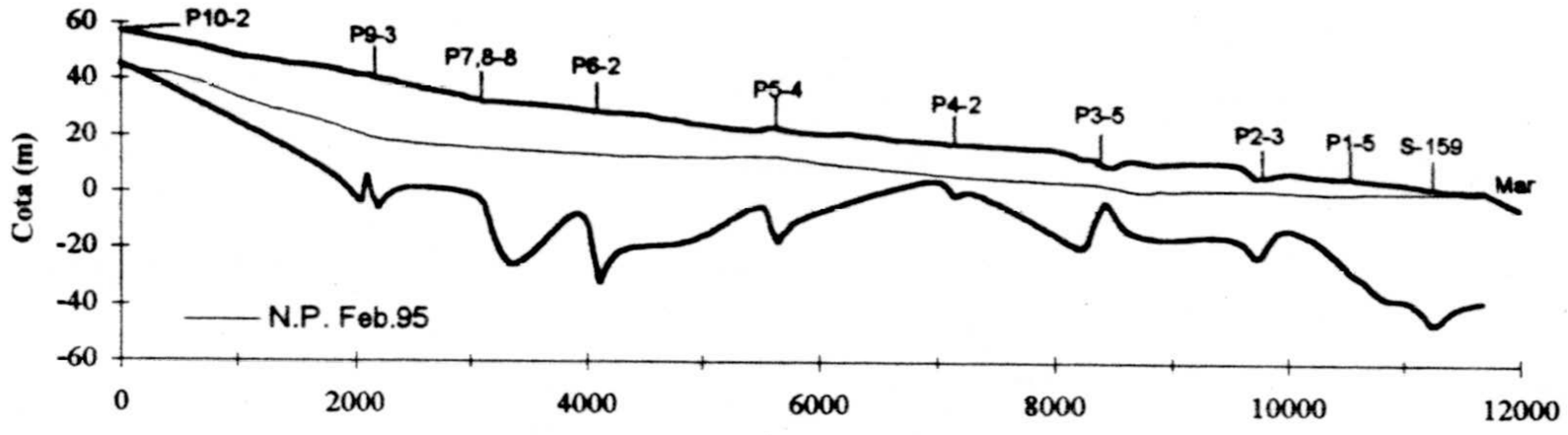
60
40
20
0
-20
-40
-60
Cota (m)
P10-2
P9-3
P7,8-8
P6-2
P5-4
P4-2
P3-5
P2-3
P1-5
S-159
Mar
N.P. Feb.95
0
2000
4000
6000
8000
10000
12000

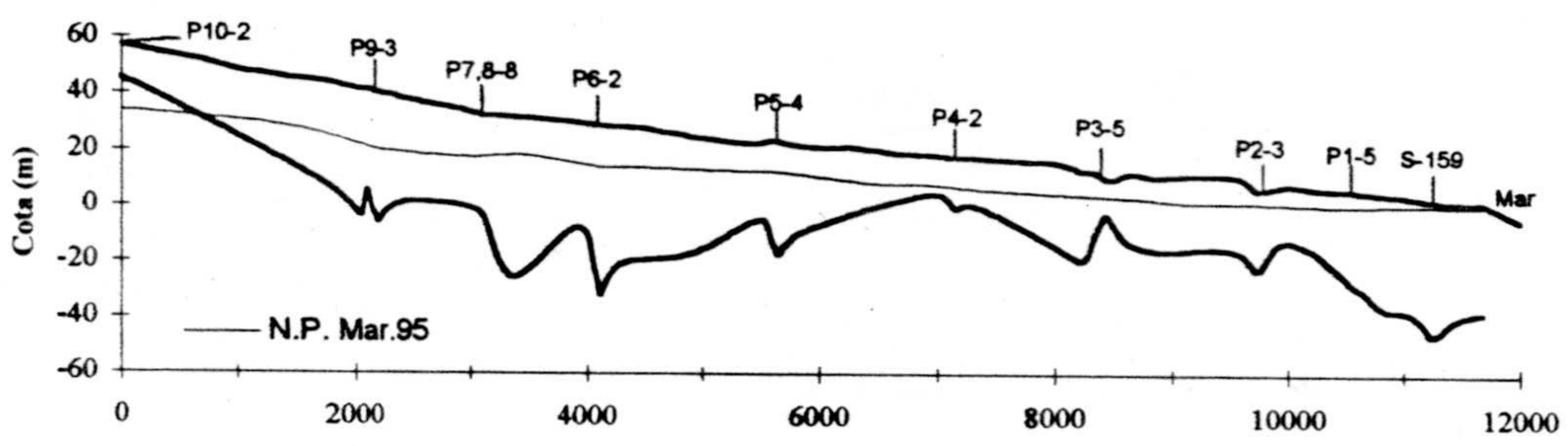
60
40
20
0
-20
-40
-60
Cota (m)
P10-2
P9-3
P7,8-8
P6-2
P5-4
P4-2
P3-5
P2-3
P1-5
S-159
Mar
N.P. Mar.95
0
2000
4000
6000
8000
10000
12000

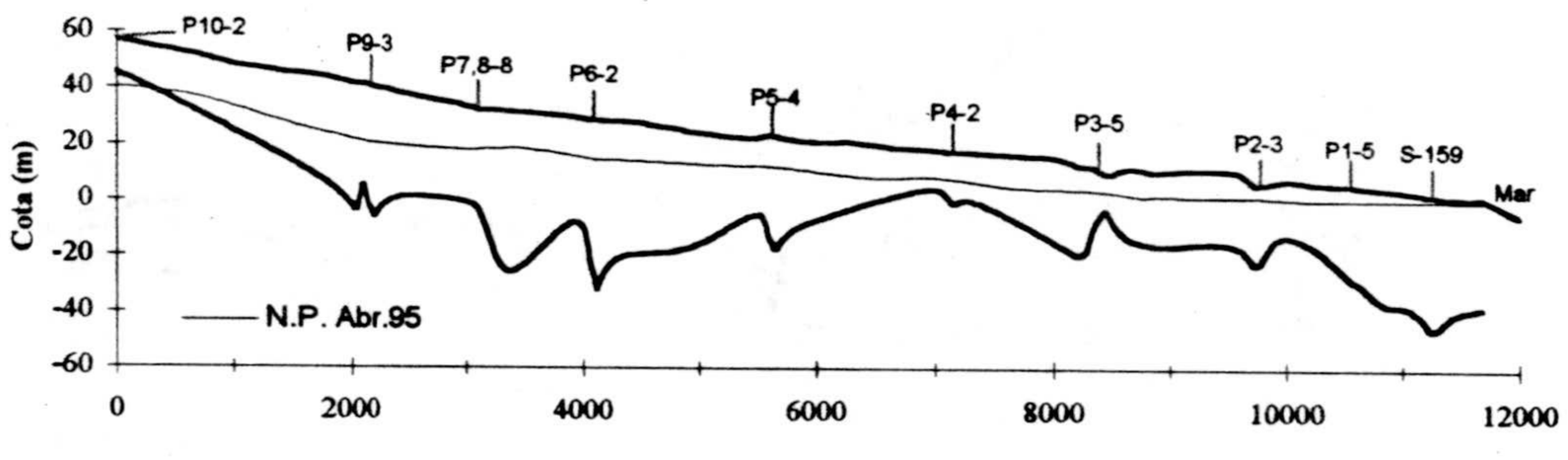
60
40
20
0
-20
-40
-60
Cota (m)
P10-2
P9-3
P7,8-8
P6-2
P5-4
P4-2
P3-5
P2-3
P1-5
S-159
Mar
N.P. Abr.95
0
2000
4000
6000
8000
10000
12000

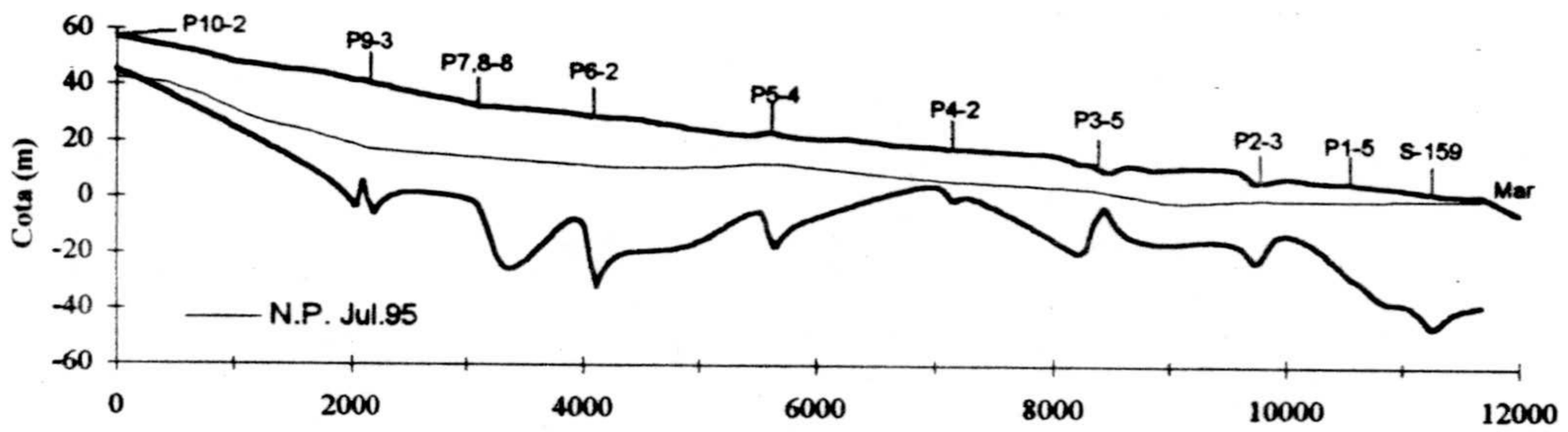
60
40
20
0
-20
-40
-60
Cota (m)
P10-2
P9-3
P7,8-8
P6-2
P5-4
P4-2
P3-5
P2-3
P1-5
S-159
Mar
N.P. Jul.95
0
2000
4000
6000
8000
10000
12000

# ANEXO 2.2

## PERFILES HIDROGEOLÓGICOS A LO LARGO DE UNA LÍNEA DE FLUJO.

## PERIODO: OCTUBRE DE 1993 A JULIO DE 1997

## RÍO BENAMARGOSA Y MARGEN DERECHA DEL RÍO VÉLEZ

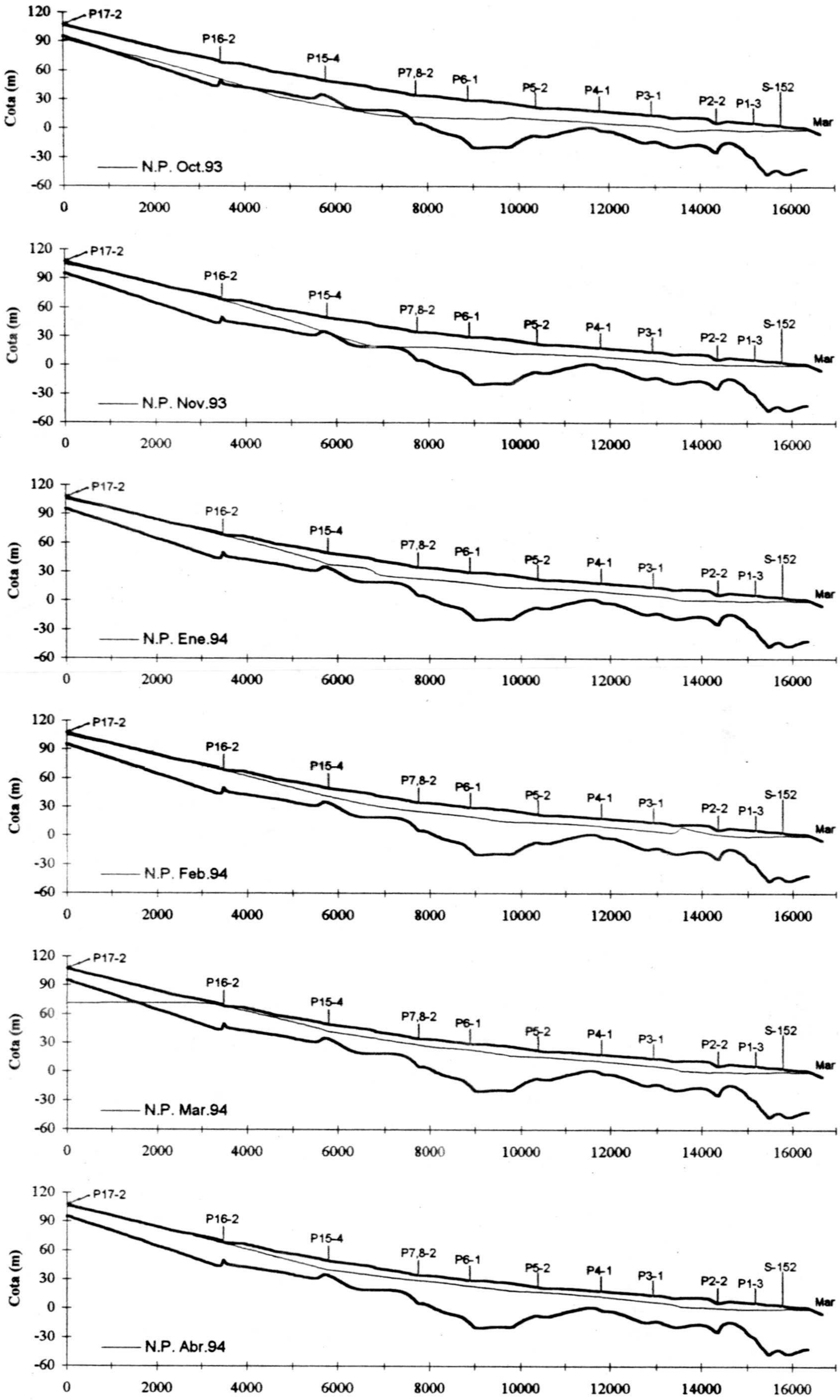
Cota (m)
120
90
60
30
0
-30
-60
P17-2
P16-2
P15-4
P7,8-2
P6-1
P5-2
P4-1
P3-1
P2-2
P1-3
S-152
Mar
N.P. Oct.93
N.P. Nov.93
N.P. Ene.94
N.P. Feb.94
N.P. Mar.94
N.P. Abr.94
0
2000
4000
6000
8000
10000
12000
14000
16000

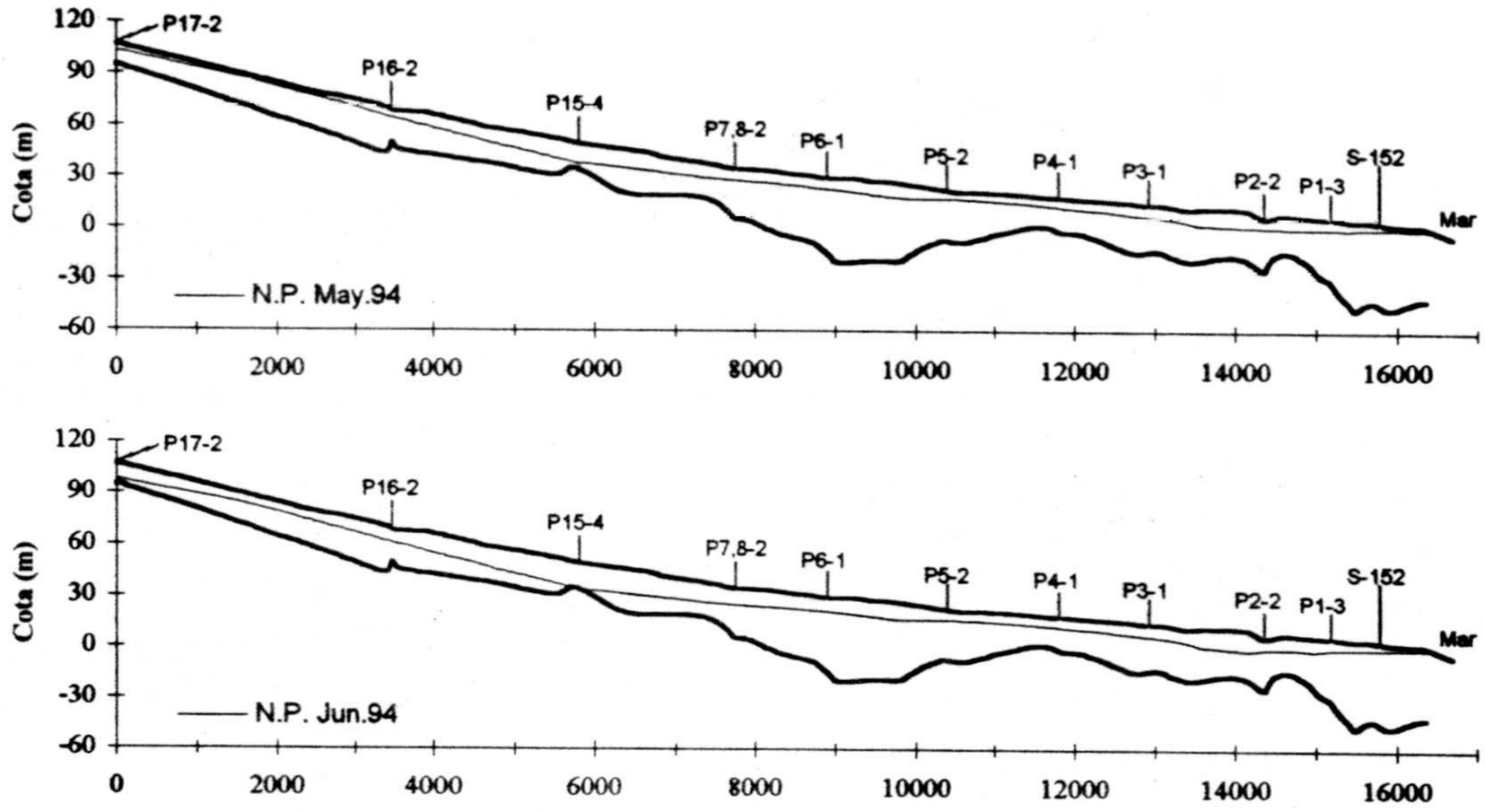
Cota (m)
120
90
60
30
0
-30
-60
P17-2
P16-2
P15-4
P7,8-2
P6-1
P5-2
P4-1
P3-1
P2-2
P1-3
S-152
Mar
N.P. May.94
0
2000
4000
6000
8000
10000
12000
14000
16000


Cota (m)
120
90
60
30
0
-30
-60
P17-2
P16-2
P15-4
P7,8-2
P6-1
P5-2
P4-1
P3-1
P2-2
P1-3
S-152
Mar
N.P. Jun.94
0
2000
4000
6000
8000
10000
12000
14000
16000

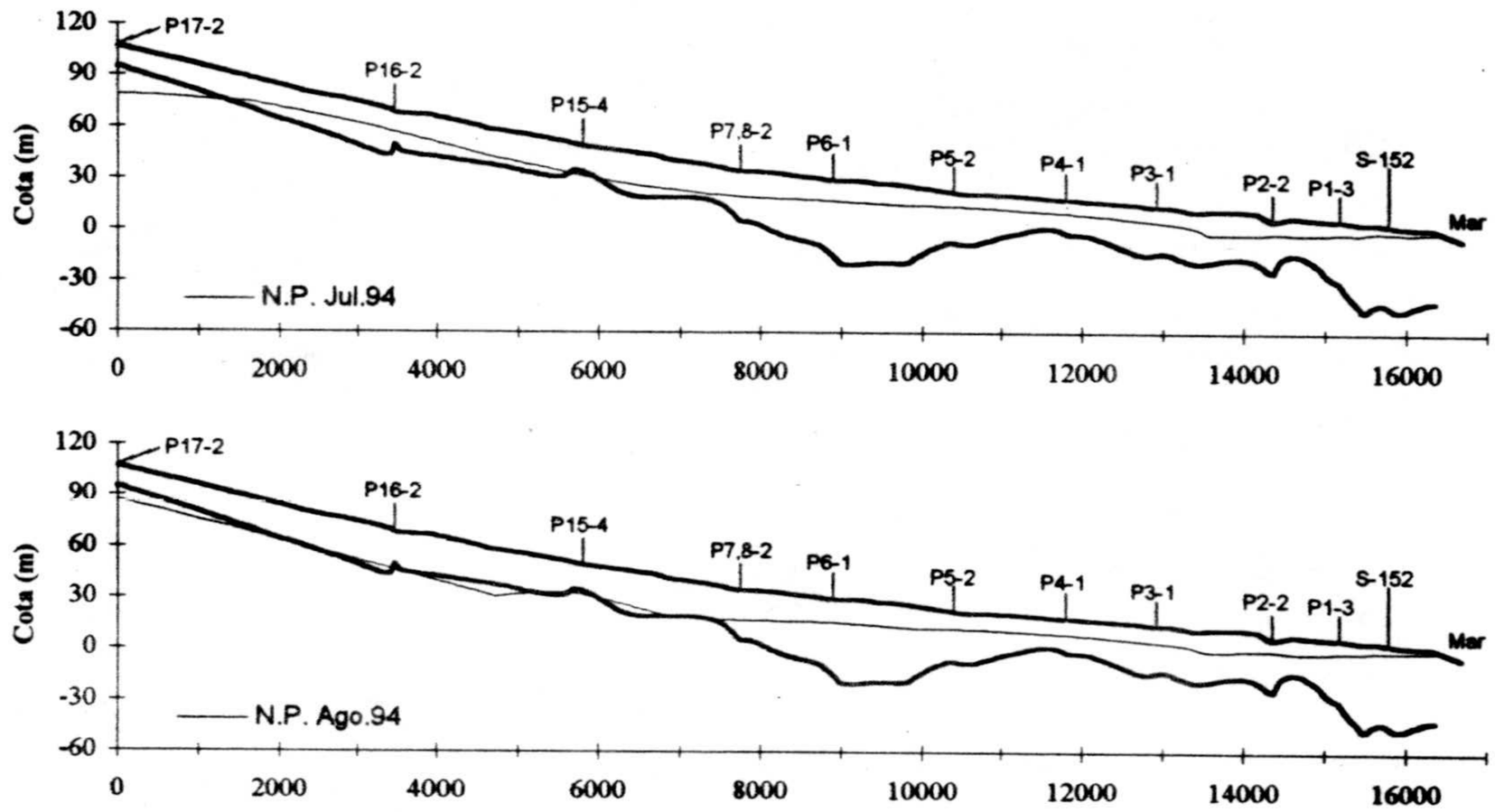
Cota (m)
120
90
60
30
0
-30
-60
P17-2
P16-2
P15-4
P7,8-2
P6-1
P5-2
P4-1
P3-1
P2-2
P1-3
S-152
Mar
N.P. Jul.94
0
2000
4000
6000
8000
10000
12000
14000
16000

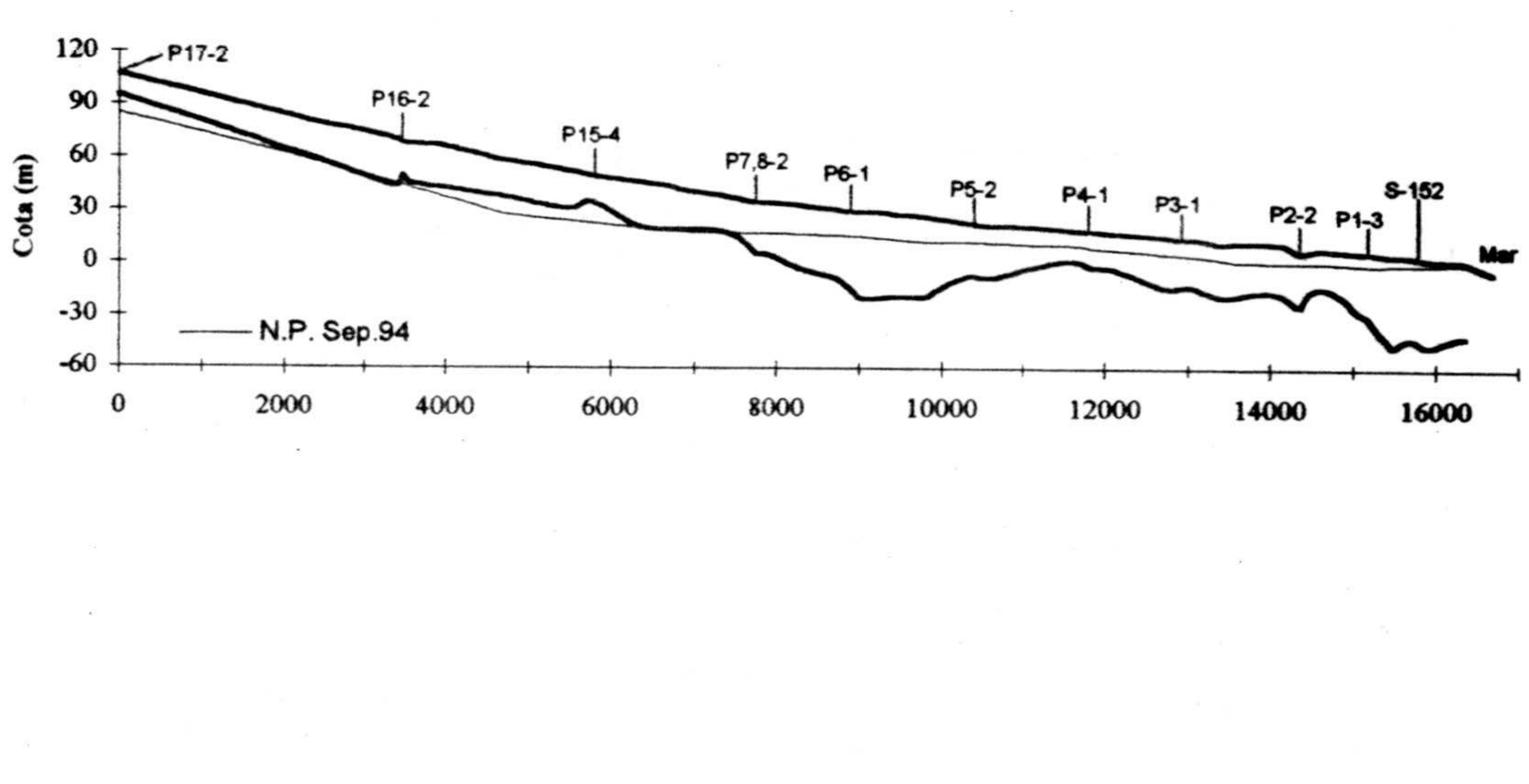
Cota (m)
120
90
60
30
0
-30
-60
P17-2
P16-2
P15-4
P7,8-2
P6-1
P5-2
P4-1
P3-1
P2-2
P1-3
S-152
Mar
N.P. Ago.94
0
2000
4000
6000
8000
10000
12000
14000
16000


Cota (m)
120
90
60
30
0
-30
-60
P17-2
P16-2
P15-4
P7,8-2
P6-1
P5-2
P4-1
P3-1
P2-2
P1-3
S-152
Mar
N.P. Sep.94
0
2000
4000
6000
8000
10000
12000
14000
16000

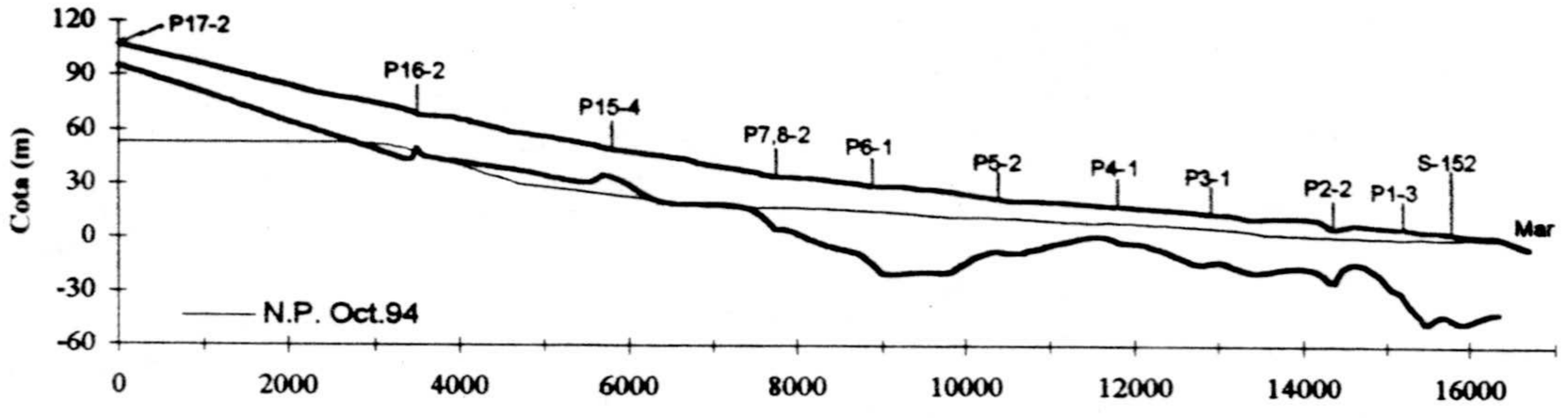
Cota (m)
120
90
60
30
0
-30
-60
P17-2
P16-2
P15-4
P7,8-2
P6-1
P5-2
P4-1
P3-1
P2-2
P1-3
S-152
Mar
N.P. Oct.94
0
2000
4000
6000
8000
10000
12000
14000
16000

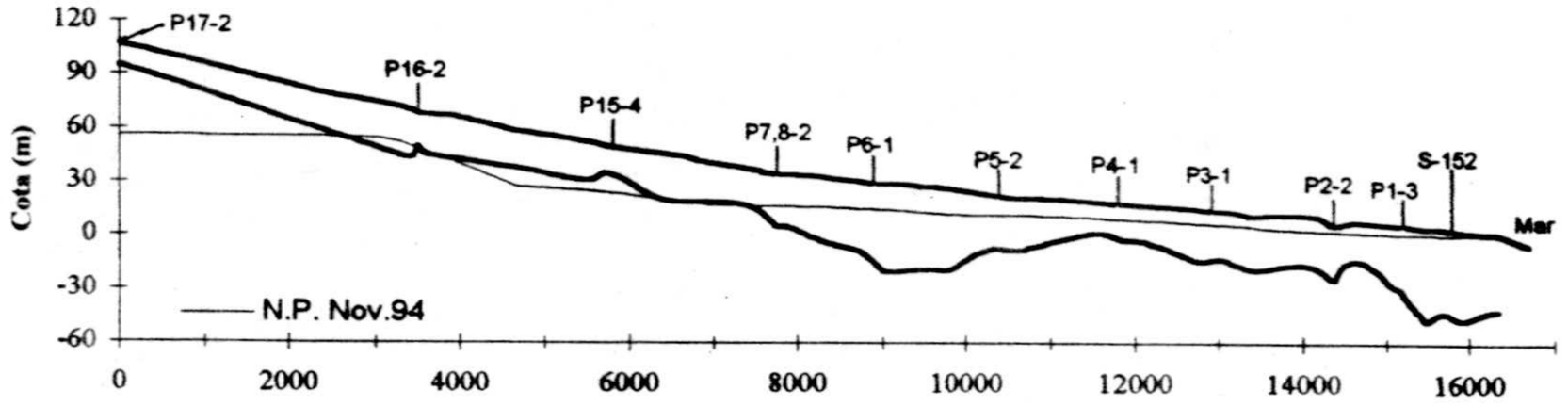
Cota (m)
120
90
60
30
0
-30
-60
P17-2
P16-2
P15-4
P7,8-2
P6-1
P5-2
P4-1
P3-1
P2-2
P1-3
S-152
Mar
N.P. Nov.94
0
2000
4000
6000
8000
10000
12000
14000
16000

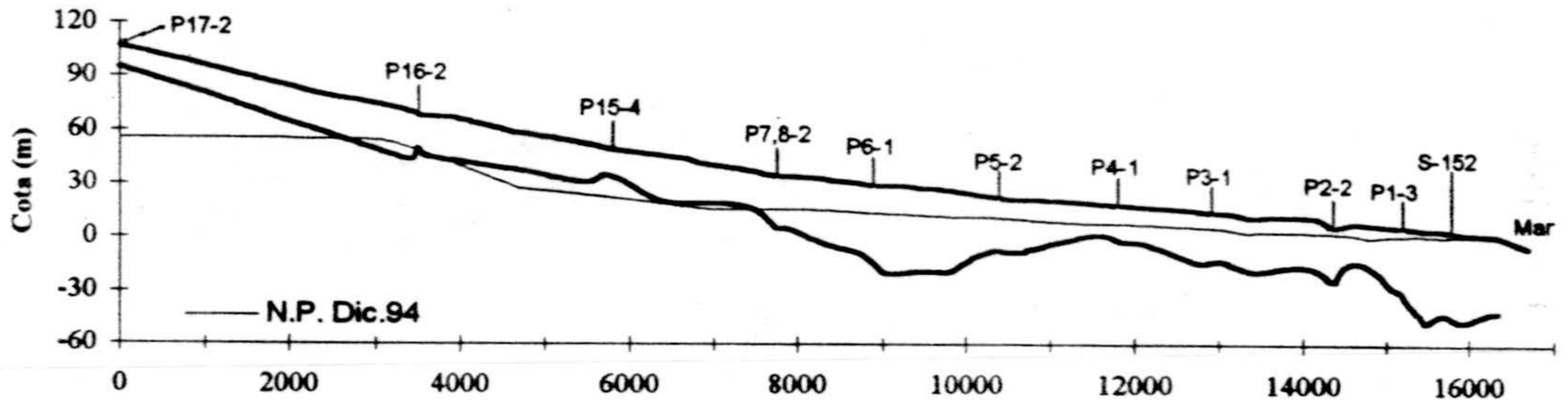
Cota (m)
120
90
60
30
0
-30
-60
P17-2
P16-2
P15-4
P7,8-2
P6-1
P5-2
P4-1
P3-1
P2-2
P1-3
S-152
Mar
N.P. Dic.94
0
2000
4000
6000
8000
10000
12000
14000
16000

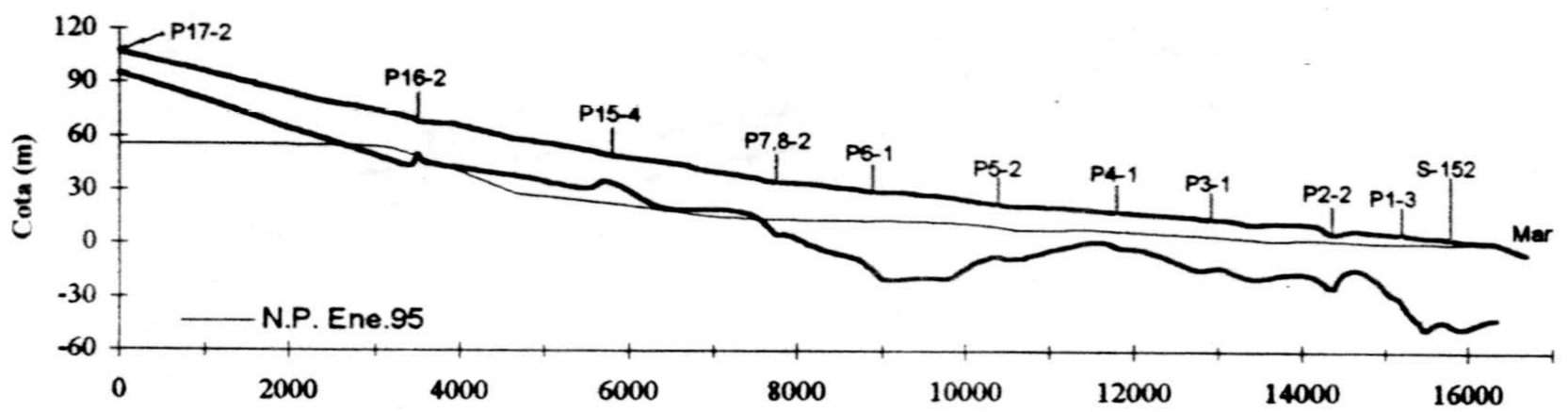
Cota (m)
120
90
60
30
0
-30
-60
P17-2
P16-2
P15-4
P7,8-2
P6-1
P5-2
P4-1
P3-1
P2-2
P1-3
S-152
Mar
N.P. Ene.95
0
2000
4000
6000
8000
10000
12000
14000
16000

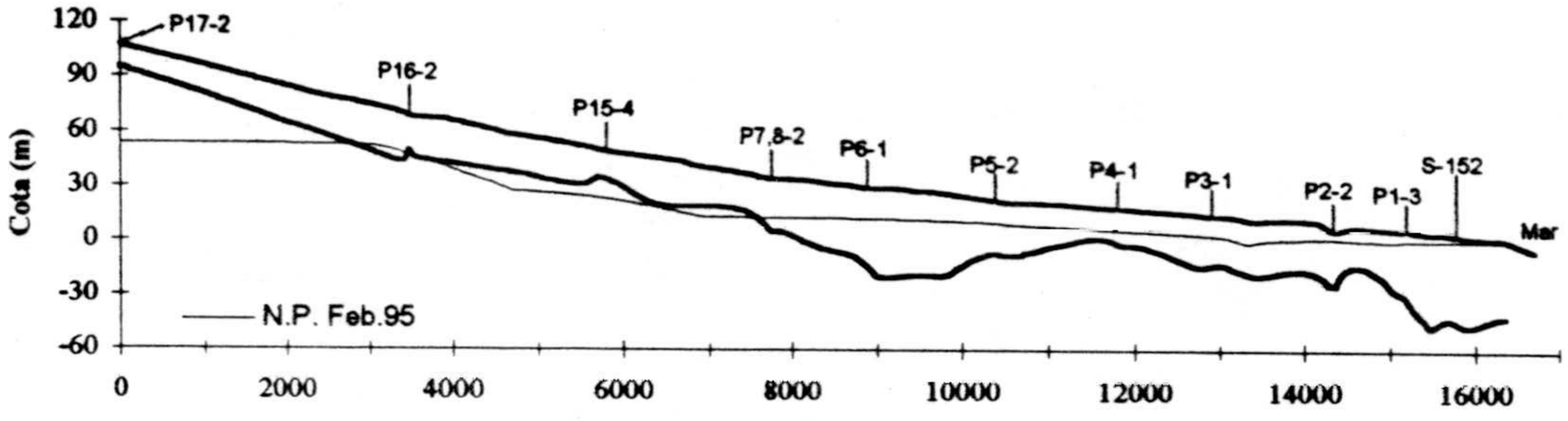
120
90
60
30
0
-30
-60
Cota (m)
P17-2
P16-2
P15-4
P7,8-2
P6-1
P5-2
P4-1
P3-1
P2-2
P1-3
S-152
Mar
N.P. Feb.95
0
2000
4000
6000
8000
10000
12000
14000
16000

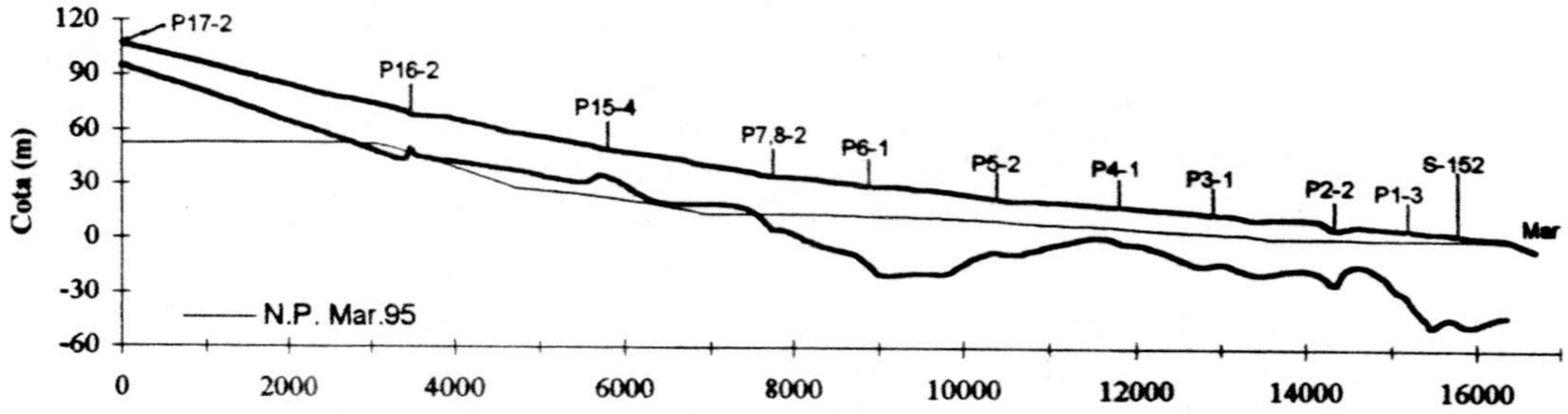
120
90
60
30
0
-30
-60
Cota (m)
P17-2
P16-2
P15-4
P7,8-2
P6-1
P5-2
P4-1
P3-1
P2-2
P1-3
S-152
Mar
N.P. Mar.95
0
2000
4000
6000
8000
10000
12000
14000
16000

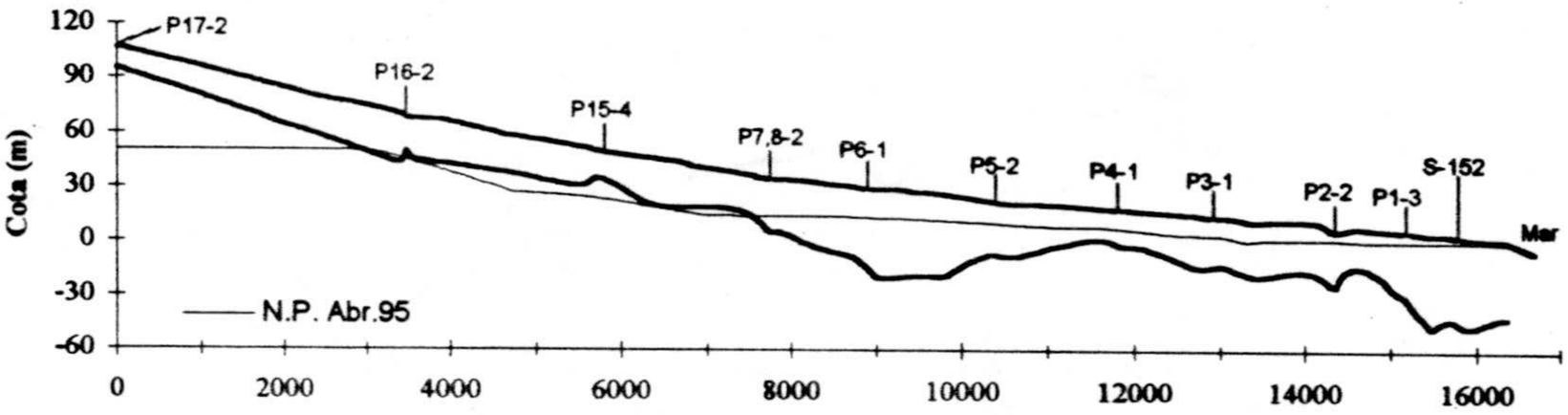
120
90
60
30
0
-30
-60
Cota (m)
P17-2
P16-2
P15-4
P7,8-2
P6-1
P5-2
P4-1
P3-1
P2-2
P1-3
S-152
Mar
N.P. Abr.95
0
2000
4000
6000
8000
10000
12000
14000
16000

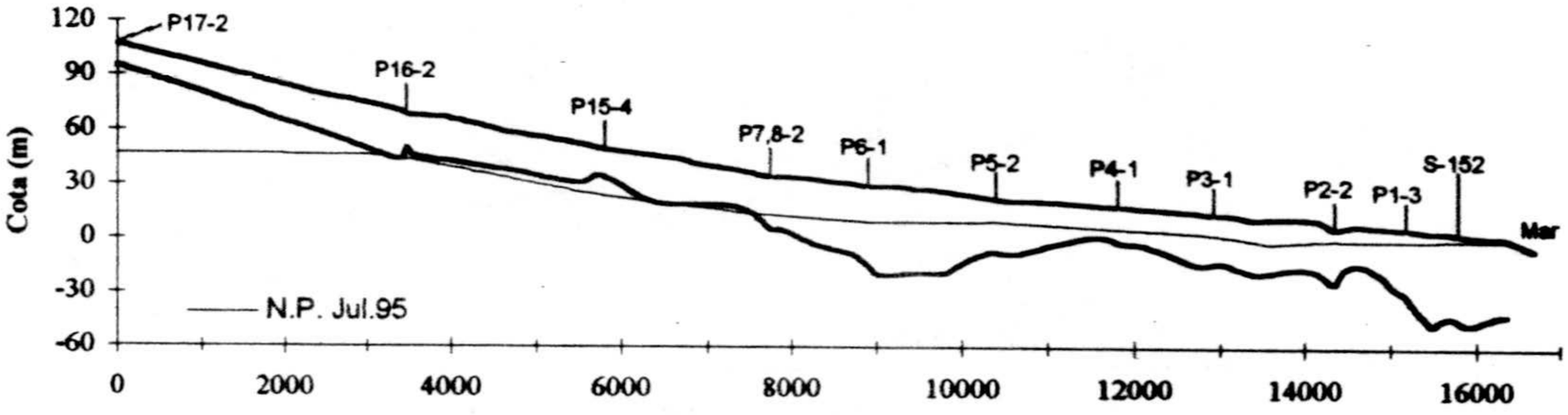
120
90
60
30
0
-30
-60
Cota (m)
P17-2
P16-2
P15-4
P7,8-2
P6-1
P5-2
P4-1
P3-1
P2-2
P1-3
S-152
Mar
N.P. Jul.95
0
2000
4000
6000
8000
10000
12000
14000
16000

# ANEXO 3

## VOLUMEN DE ACUÍFERO Y DE AGUA ALMACENADA SUBTERRÁNEAMENTE PARA CADA UNO DE LOS SECTORES DIFERENCIADOS EN LA TABLA 3-1 Y FIGURA 3-2

## PERIODO: OCTUBRE DE 1993 A JULIO DE 1997

**ANEXO 3-1. Volumen de material acuífero para cada una de las zonas identificadas, en el periodo comprendido entre octubre de 1993 y julio de 1995.**

| CIFRAS EN ($hm^3$) Zonas | Sup. ($km^2$) | Volumen de material acuífero | Volumen máximo almacenable (saturado) | oct.93 | nov.93 | ene.94 | feb.94 | mar.94 | abr.94 | may.94 | jun.94 | jul.94 | ago.94 | sep.94 |
|---|---|---|---|---|---|---|---|---|---|---|---|---|---|---|
| Aguas arriba del Perfil 17 | 0.045 | 1.14 | 0.93 | 0.09 | 0.92 | 0.98 | 0.93 | 0.00 | 0.98 | 0.83 | 0.48 | 0.00 | 0.00 | 0.00 |
| Perfil 16 a Perfil 17 | 0.740 | 16.59 | 15.02 | 3.82 | 15.79 | 15.82 | 15.92 | 3.94 | 15.81 | 14.05 | 10.80 | 3.89 | 0.00 | 0.00 |
| Perfil 15 a Perfil 16 | 1.586 | 36.34 | 29.76 | 0.00 | 17.94 | 22.97 | 24.39 | 25.88 | 24.07 | 19.70 | 13.94 | 7.35 | 0.00 | 0.00 |
| Perfil 7 a Perfil 15 | 1.944 | 44.40 | 38.85 | 0.00 | 8.97 | 21.61 | 24.42 | 30.17 | 28.83 | 25.97 | 19.88 | 11.13 | 7.12 | 0.26 |
| Aguas arriba del Perfil 10 | 0.105 | 1.88 | 1.61 | 1.37 | 1.51 | 0.22 | 0.25 | 0.15 | 0.12 | 0.00 | 0.00 | 0.00 | 0.00 | 0.00 |
| Perfil 9 a Perfil 10 | 1.153 | 31.14 | 27.42 | 12.81 | 19.19 | 17.12 | 16.97 | 19.33 | 17.43 | 15.19 | 11.28 | 7.45 | 14.26 | 4.02 |
| Perfil 8 a Perfil 9 | 1.089 | 37.30 | 34.85 | 17.36 | 25.33 | 25.05 | 26.02 | 29.24 | 28.83 | 27.31 | 24.54 | 20.60 | 21.78 | 19.01 |
| Perfil 6 a Perfil 7,8 | 1.165 | 48.68 | 46.19 | 27.12 | 34.89 | 36.73 | 38.61 | 41.76 | 42.58 | 41.45 | 38.86 | 34.55 | 33.57 | 31.78 |
| Perfil 5 a Perfil 6 | 2.630 | 98.45 | 88.16 | 62.69 | 67.53 | 68.70 | 70.84 | 77.72 | 79.87 | 79.34 | 75.74 | 70.90 | 68.27 | 64.17 |
| Perfil 4 a Perfil 5 | 1.942 | 41.10 | 34.98 | 20.53 | 23.61 | 25.17 | 26.37 | 28.90 | 31.16 | 32.21 | 30.72 | 26.93 | 24.16 | 23.92 |
| Perfil 3 a Perfil 4 | 1.614 | 31.56 | 25.47 | 17.90 | 19.48 | 19.50 | 19.86 | 21.21 | 22.08 | 22.73 | 21.96 | 20.07 | 18.87 | 18.96 |
| Perfil 2 a Perfil 3 | 1.195 | 29.37 | 25.20 | 15.99 | 19.11 | 18.55 | 20.59 | 18.82 | 20.04 | 19.97 | 18.55 | 16.98 | 17.04 | 18.52 |
| Perfil 1 a Perfil 2 | 0.514 | 11.54 | 9.81 | 7.08 | 8.08 | 7.74 | 7.58 | 7.49 | 7.75 | 7.86 | 7.23 | 6.87 | 6.90 | 7.84 |
| Costa a Perfil 1 | 4.677 | 101.20 | 98.98 | 88.21 | 92.29 | 92.37 | 91.91 | 91.23 | 92.46 | 92.48 | 90.60 | 88.87 | 87.89 | 89.39 |
| **TOTAL** | **20.400** | **531** | **477** | **275** | **355** | **373** | **385** | **396** | **412** | **399** | **365** | **316** | **300** | **278** |

| CIFRAS EN ($hm^3$) Zonas | oct.94 | nov.94 | dic.94 | ene.95 | feb.95 | mar.95 | abr.95 | jul.95 |
|---|---|---|---|---|---|---|---|---|
| Aguas arriba del Perfil 17 | 0.00 | 0.00 | 0.00 | 0.00 | 0.00 | 0.00 | 0.00 | 0.00 |
| Perfil 16 a Perfil 17 | 0.00 | 0.00 | 0.00 | 0.00 | 0.00 | 0.00 | 0.00 | 0.00 |
| Perfil 15 a Perfil 16 | 0.00 | 0.00 | 0.00 | 0.00 | 0.00 | 0.00 | 0.00 | 0.00 |
| Perfil 7 a Perfil 15 | 1.64 | 0.94 | 0.00 | 0.00 | 0.00 | 0.00 | 0.00 | 0.00 |
| Aguas arriba del Perfil 10 | 0.00 | 0.00 | 0.00 | 0.00 | 0.00 | 0.00 | 0.00 | 0.00 |
| Perfil 9 a Perfil 10 | 8.39 | 9.22 | 8.80 | 8.59 | 12.04 | 9.62 | 11.41 | 9.32 |
| Perfil 8 a Perfil 9 | 19.49 | 18.84 | 19.41 | 16.59 | 18.01 | 20.03 | 20.37 | 16.39 |
| Perfil 6 a Perfil 7,8 | 32.13 | 31.45 | 31.55 | 28.72 | 28.64 | 30.98 | 31.58 | 27.24 |
| Perfil 5 a Perfil 6 | 64.73 | 64.07 | 62.65 | 62.17 | 63.26 | 64.94 | 65.33 | 58.69 |
| Perfil 4 a Perfil 5 | 23.31 | 24.02 | 20.74 | 19.41 | 20.03 | 20.22 | 20.54 | 19.65 |
| Perfil 3 a Perfil 4 | 20.94 | 21.25 | 19.54 | 18.42 | 17.67 | 17.99 | 18.07 | 17.61 |
| Perfil 2 a Perfil 3 | 20.07 | 21.27 | 20.39 | 19.72 | 17.89 | 18.52 | 18.68 | 16.07 |
| Perfil 1 a Perfil 2 | 8.17 | 8.71 | 8.46 | 8.49 | 7.98 | 8.11 | 8.21 | 7.55 |
| Costa a Perfil 1 | 91.23 | 93.00 | 93.10 | 92.68 | 91.59 | 92.03 | 91.97 | 89.77 |
| **TOTAL** | **290** | **293** | **285** | **275** | **277** | **282** | **286** | **262** |

**ANEXO 3-2. Volumen de agua almacenada subterráneamente para cada una de las zonas identificadas, en el periodo comprendido entre octubre de 1993 y julio de 1995.**

| CIFRAS EN ($hm^3$) Zonas | Sup. ($km^2$) | Volumen de agua máximo si todo el material permeable estuviera saturado | Volumen de agua real máximo almacenable (saturado) | oct.93 | nov.93 | ene.94 | feb.94 | mar.94 | abr.94 | may.94 | jun.94 | jul.94 | ago.94 | sep.94 |
|---|---|---|---|---|---|---|---|---|---|---|---|---|---|---|
| Aguas arriba del Perfil 17 | 0.045 | 0.057 | 0.046 | 0.004 | 0.046 | 0.049 | 0.046 | 0.000 | 0.049 | 0.041 | 0.024 | 0.000 | 0.000 | 0.000 |
| Perfil 16 a Perfil 17 | 0.740 | 0.830 | 0.751 | 0.191 | 0.790 | 0.791 | 0.796 | 0.197 | 0.791 | 0.703 | 0.540 | 0.195 | 0.000 | 0.000 |
| Perfil 15 a Perfil 16 | 1.586 | 1.817 | 1.488 | 0.000 | 0.897 | 1.148 | 1.220 | 1.294 | 1.204 | 0.985 | 0.697 | 0.368 | 0.000 | 0.000 |
| Perfil 7 a Perfil 15 | 1.944 | 2.220 | 1.943 | 0.000 | 0.449 | 1.081 | 1.221 | 1.509 | 1.442 | 1.299 | 0.994 | 0.557 | 0.356 | 0.013 |
| Aguas arriba del Perfil 10 | 0.105 | 0.094 | 0.081 | 0.069 | 0.075 | 0.011 | 0.012 | 0.008 | 0.006 | 0.000 | 0.000 | 0.000 | 0.000 | 0.000 |
| Perfil 9 a Perfil 10 | 1.153 | 1.557 | 1.371 | 0.641 | 0.960 | 0.856 | 0.849 | 0.967 | 0.872 | 0.760 | 0.564 | 0.373 | 0.713 | 0.201 |
| Perfil 8 a Perfil 9 | 1.089 | 1.865 | 1.743 | 0.868 | 1.267 | 1.253 | 1.301 | 1.462 | 1.442 | 1.366 | 1.227 | 1.030 | 1.089 | 0.951 |
| Perfil 6 a Perfil 7,8 | 1.165 | 2.434 | 2.310 | 1.356 | 1.745 | 1.836 | 1.931 | 2.088 | 2.129 | 2.073 | 1.943 | 1.728 | 1.679 | 1.589 |
| Perfil 5 a Perfil 6 | 2.630 | 4.922 | 4.408 | 3.134 | 3.376 | 3.435 | 3.542 | 3.886 | 3.993 | 3.967 | 3.787 | 3.545 | 3.413 | 3.208 |
| Perfil 4 a Perfil 5 | 1.942 | 2.055 | 1.749 | 1.026 | 1.180 | 1.258 | 1.319 | 1.445 | 1.558 | 1.610 | 1.536 | 1.346 | 1.208 | 1.196 |
| Perfil 3 a Perfil 4 | 1.614 | 1.578 | 1.274 | 0.895 | 0.974 | 0.975 | 0.993 | 1.060 | 1.104 | 1.137 | 1.098 | 1.004 | 0.944 | 0.948 |
| Perfil 2 a Perfil 3 | 1.195 | 1.469 | 1.260 | 0.800 | 0.955 | 0.927 | 1.030 | 0.941 | 1.002 | 0.999 | 0.927 | 0.849 | 0.852 | 0.926 |
| Perfil 1 a Perfil 2 | 0.514 | 0.577 | 0.491 | 0.354 | 0.404 | 0.387 | 0.379 | 0.375 | 0.387 | 0.393 | 0.361 | 0.343 | 0.345 | 0.392 |
| Costa a Perfil 1 | 4.677 | 5.060 | 4.949 | 4.411 | 4.615 | 4.618 | 4.596 | 4.562 | 4.623 | 4.624 | 4.530 | 4.444 | 4.395 | 4.470 |
| **TOTAL** | **20.400** | **26.535** | **23.862** | **13.748** | **17.732** | **18.626** | **19.234** | **19.792** | **20.601** | **19.954** | **18.229** | **15.780** | **14.993** | **13.894** |

| CIFRAS EN ($hm^3$) Zonas | oct.94 | nov.94 | dic.94 | ene.95 | feb.95 | mar.95 | abr.95 | jul.95 |
|---|---|---|---|---|---|---|---|---|
| Aguas arriba del Perfil 17 | 0.000 | 0.000 | 0.000 | 0.000 | 0.000 | 0.000 | 0.000 | 0.000 |
| Perfil 16 a Perfil 17 | 0.000 | 0.000 | 0.000 | 0.000 | 0.000 | 0.000 | 0.000 | 0.000 |
| Perfil 15 a Perfil 16 | 0.000 | 0.000 | 0.000 | 0.000 | 0.000 | 0.000 | 0.000 | 0.000 |
| Perfil 7 a Perfil 15 | 0.082 | 0.047 | 0.000 | 0.000 | 0.000 | 0.000 | 0.000 | 0.000 |
| Aguas arriba del Perfil 10 | 0.000 | 0.000 | 0.000 | 0.000 | 0.000 | 0.000 | 0.000 | 0.000 |
| Perfil 9 a Perfil 10 | 0.420 | 0.461 | 0.440 | 0.430 | 0.602 | 0.481 | 0.571 | 0.466 |
| Perfil 8 a Perfil 9 | 0.975 | 0.942 | 0.971 | 0.830 | 0.901 | 1.002 | 1.019 | 0.820 |
| Perfil 6 a Perfil 7,8 | 1.607 | 1.573 | 1.578 | 1.436 | 1.432 | 1.549 | 1.579 | 1.362 |
| Perfil 5 a Perfil 6 | 3.236 | 3.203 | 3.132 | 3.108 | 3.163 | 3.247 | 3.266 | 2.934 |
| Perfil 4 a Perfil 5 | 1.165 | 1.201 | 1.037 | 0.970 | 1.001 | 1.011 | 1.027 | 0.982 |
| Perfil 3 a Perfil 4 | 1.047 | 1.063 | 0.977 | 0.921 | 0.884 | 0.900 | 0.904 | 0.881 |
| Perfil 2 a Perfil 3 | 1.004 | 1.064 | 1.020 | 0.986 | 0.895 | 0.926 | 0.934 | 0.804 |
| Perfil 1 a Perfil 2 | 0.409 | 0.436 | 0.423 | 0.424 | 0.399 | 0.405 | 0.410 | 0.378 |
| Costa a Perfil 1 | 4.562 | 4.650 | 4.655 | 4.634 | 4.580 | 4.602 | 4.599 | 4.489 |
| **TOTAL** | **14.506** | **14.639** | **14.232** | **13.740** | **13.856** | **14.122** | **14.308** | **13.115** |

# ANEXO 4

## BALANCES HÍDRICOS DEL SUELO A NIVEL MENSUAL

## PARA LAS ESTACIONES, PERIODOS Y FUENTES DE

## DATOS QUE SE INDICAN

**Balance hídrico del suelo para datos termopluviométricos medios mensuales del periodo 1962-1996 (elaboración propia). Estación de Vélez Málaga.**

| Periodo 1962-1996 | Octubre | Noviembre | Diciembre | Enero | Febrero | Marzo | Abril | Mayo | Junio | Julio | Agosto | Septiembre | ANUAL |
|---|---|---|---|---|---|---|---|---|---|---|---|---|---|
| Precipitación media (mm) | 51 | 84 | 89 | 65 | 55 | 50 | 39 | 25 | 13 | 4 | 4 | 18 | **495** |
| Media mensual de las temperaturas medias diarias del aire (ºC) | 18.6 | 15.1 | 13.0 | 12.6 | 12.0 | 15.0 | 16.4 | 20.2 | 22.4 | 25.9 | 26.1 | 22.4 | **18.3** |
| ETP (mm) | 72 | 38 | 28 | 27 | 21 | 48 | 59 | 98 | 114 | 169 | 159 | 102 | **936** |
| Pp-ETP (mm) | -22 | 45 | 60 | 38 | 34 | 2 | -20 | -73 | -101 | -166 | -155 | -84 | |
| Agua almacenada en el suelo (Max. 100 mm) | 0 | 45 | 100 | 100 | 100 | 100 | 80 | 7 | 0 | 0 | 0 | 0 | |
| ETR (mm) | 51 | 38 | 28 | 27 | 21 | 48 | 59 | 98 | 20 | 4 | 4 | 18 | **415** |
| Excedentes (mm) | 0 | 0 | 6 | 38 | 34 | 2 | 0 | 0 | 0 | 0 | 0 | 0 | **80** |

**Balance hídrico del suelo para datos termopluviométricos medios mensuales de CHSE (1987). Estación de Vélez Málaga.**

| | Octubre | Noviembre | Diciembre | Enero | Febrero | Marzo | Abril | Mayo | Junio | Julio | Agosto | Septiembre | ANUAL |
|---|---|---|---|---|---|---|---|---|---|---|---|---|---|
| Precipitación media (mm) | 43 | 62 | 100 | 75 | 71 | 76 | 41 | 27 | 7 | 1 | 4 | 30 | **537** |
| Media mensual de las temperaturas medias diarias del aire (ºC) | 19.1 | 15.0 | 11.8 | 12.8 | 12.5 | 14.7 | 18.0 | 21.5 | 23.6 | 26.0 | 26.1 | 23.7 | **18.7** |
| ETP (mm) | 70 | 38 | 22 | 28 | 25 | 43 | 69 | 110 | 133 | 165 | 154 | 114 | **971** |
| Pp-ETP (mm) | -27 | 24 | 78 | 47 | 46 | 33 | -28 | -83 | -126 | -164 | -150 | -84 | |
| Agua almacenada en el suelo (Max. 100 mm) | 0 | 24 | 100 | 100 | 100 | 100 | 72 | 0 | 0 | 0 | 0 | 0 | |
| ETR (mm) | 43 | 38 | 22 | 28 | 25 | 43 | 69 | 99 | 7 | 1 | 4 | 30 | **409** |
| Excedentes (mm) | **0** | **0** | **2** | **47** | **46** | **33** | **0** | **0** | **0** | **0** | **0** | **0** | **128** |

**Balance hídrico del suelo para datos termopluviométricos medios mensuales de Justicia (1988). Estación de Vélez Málaga.**

| | Octubre | Noviembre | Diciembre | Enero | Febrero | Marzo | Abril | Mayo | Junio | Julio | Agosto | Septiembre | ANUAL |
|---|---|---|---|---|---|---|---|---|---|---|---|---|---|
| **Precipitación media (mm)** | 47 | 72 | 90 | 71 | 59 | 67 | 41 | 28 | 7 | 0 | 3 | 29 | **514** |
| **Media mensual de las temperaturas medias diarias del aire (ºC)** | 20.3 | 16.7 | 13.8 | 12.7 | 13.5 | 15.6 | 17.5 | 20.4 | 23.7 | 26.3 | 26.9 | 23.5 | **19.2** |
| **ETP (mm)** | 81 | 45 | 30 | 26 | 26 | 48 | 62 | 102 | 134 | 173 | 166 | 112 | **1004** |
| **Pp-ETP (mm)** | -34 | 27 | 60 | 45 | 33 | 19 | -21 | -74 | -127 | -173 | -163 | -83 | |
| **Agua almacenada en el suelo (Max. 100 mm)** | 0 | 27 | 88 | 100 | 100 | 100 | 79 | 5 | 0 | 0 | 0 | 0 | |
| **ETR (mm)** | 47 | 45 | 30 | 26 | 26 | 48 | 62 | 102 | 12 | 0 | 3 | 29 | **429** |
| **Excedentes (mm)** | 0 | 0 | 0 | 33 | 33 | 19 | 0 | 0 | 0 | 0 | 0 | 0 | **85** |

**Balance hídrico del suelo para datos termopluviométricos medios mensuales del periodo 1967-1996 (elaboración propia). Estación de Torre del Mar.**

| | Octubre | Noviembre | Diciembre | Enero | Febrero | Marzo | Abril | Mayo | Junio | Julio | Agosto | Septiembre | ANUAL |
|---|---|---|---|---|---|---|---|---|---|---|---|---|---|
| Precipitación media (mm) | 45 | 69 | 59 | 59 | 46 | 36 | 39 | 22 | 13 | 2 | 5 | 12 | **407** |
| Media mensual de las temperaturas medias diarias del aire (ºC) | 13.3 | 12.5 | 15.3 | 16.3 | 19.3 | 21.7 | 25.4 | 26.4 | 23.2 | 20.5 | 16.1 | 14.1 | **18.7** |
| ETP (mm) | 35 | 26 | 40 | 47 | 58 | 101 | 138 | 169 | 129 | 108 | 61 | 40 | **951** |
| Pp-ETP (mm) | 10 | 43 | 19 | 12 | -12 | -65 | -98 | -147 | -116 | -105 | -57 | -28 | |
| Agua almacenada en el suelo (Max. 100 mm) | 10 | 54 | 72 | 84 | 72 | 0 | 0 | 0 | 0 | 0 | 0 | 0 | |
| ETR (mm) | 35 | 26 | 40 | 47 | 58 | 108 | 39 | 22 | 13 | 2 | 5 | 12 | **407** |
| **Excedentes (mm)** | **0** | **0** | **0** | **0** | **0** | **0** | **0** | **0** | **0** | **0** | **0** | **0** | **0** |

**Balance hídrico del suelo para datos termopluviométricos medios mensuales de CHSE (1987). Estación de Torre del Mar.**

| | Octubre | Noviembre | Diciembre | Enero | Febrero | Marzo | Abril | Mayo | Junio | Julio | Agosto | Septiembre | ANUAL |
|---|---|---|---|---|---|---|---|---|---|---|---|---|---|
| Precipitación media (mm) | 50 | 56 | 66 | 65 | 57 | 44 | 41 | 20 | 19 | 4 | 1 | 16 | **439** |
| Media mensual de las temperaturas medias diarias del aire (ºC) | 20.2 | 16.6 | 14.1 | 13.7 | 14.1 | 15.2 | 16.8 | 19.6 | 22.3 | 25.3 | 26.0 | 23.6 | **19.0** |
| ETP (mm) | 79 | 45 | 33 | 32 | 30 | 48 | 59 | 93 | 118 | 159 | 163 | 113 | **972** |
| Pp-ETP (mm) | -29 | 11 | 33 | 33 | 27 | -4 | -18 | -73 | -99 | -155 | -162 | -97 | |
| Agua almacenada en el suelo (Max. 100 mm) | 0 | 11 | 44 | 77 | 100 | 96 | 78 | 5 | 0 | 0 | 0 | 0 | |
| ETR (mm) | 50 | 45 | 33 | 32 | 30 | 48 | 59 | 93 | 24 | 4 | 1 | 16 | **435** |
| **Excedentes (mm)** | **0** | **0** | **0** | **0** | **4** | **0** | **0** | **0** | **0** | **0** | **0** | **0** | **4** |

**Balance hídrico del suelo para datos termopluviométricos medios mensuales de Justicia (1988). Estación de Torre del Mar.**

| | Octubre | Noviembre | Diciembre | Enero | Febrero | Marzo | Abril | Mayo | Junio | Julio | Agosto | Septiembre | **ANUAL** |
|---|---|---|---|---|---|---|---|---|---|---|---|---|---|
| Precipitación media (mm) | 44 | 73 | 48 | 75 | 73 | 43 | 32 | 16 | 17 | 0 | 1 | 20 | **442** |
| Media mensual de las temperaturas medias diarias del aire (ºC) | 21.0 | 17.1 | 13.9 | 13.7 | 14.0 | 15.2 | 17.1 | 19.5 | 22.0 | 25.4 | 25.7 | 23.4 | **19.0** |
| ETP (mm) | 35 | 26 | 40 | 47 | 58 | 101 | 138 | 169 | 129 | 108 | 61 | 40 | **951** |
| Pp-ETP (mm) | 9 | 48 | 8 | 28 | 15 | -58 | -106 | -153 | -112 | -108 | -60 | -20 | |
| Agua almacenada en el suelo (Max. 100 mm) | 9 | 57 | 65 | 92 | 108 | 50 | 0 | 0 | 0 | 0 | 0 | 0 | |
| ETR (mm) | 35 | 26 | 40 | 47 | 58 | 101 | 82 | 16 | 17 | 0 | 1 | 20 | **442** |
| **Excedentes (mm)** | **0** | **0** | **0** | **0** | **0** | **0** | **0** | **0** | **0** | **0** | **0** | **0** | **0** |

**Balances hídricos del suelo a nivel mensual para los años 93/94, 94/95 y 95/96. Estación de Vélez Málaga.**

| AÑO 1993-1994 | oct-93 | nov-93 | dic-93 | ene-94 | feb-94 | mar-94 | abr-94 | may-94 | jun-94 | jul-94 | ago-94 | sep-94 | ANUAL |
|---|---|---|---|---|---|---|---|---|---|---|---|---|---|
| Precipitación (mm) | 133 | 72 | 0 | 53 | 79 | 5 | 39 | 14 | 0 | 0 | 3 | 15 | 413 |
| Media mensual de las temperaturas medias diarias del aire (°C) | 16.8 | 14.9 | 12.9 | 11.9 | 12.5 | 14.7 | 16.0 | 19.3 | 22.0 | 25.8 | 26.0 | 21.7 | 17.9 |
| ETP (mm) | 60 | 41 | 31 | 27 | 26 | 49 | 59 | 96 | 118 | 167 | 159 | 98 | 930 |
| Pp-ETP (mm) | 73 | 31 | -31 | 26 | 53 | -44 | -20 | -82 | -118 | -167 | -155 | -82 | |
| Agua almacenada en el suelo (max. 100 mm) | 73 | 100 | 69 | 95 | 100 | 56 | 36 | 0 | 0 | 0 | 0 | 0 | |
| ETR (mm) | 60 | 41 | 31 | 27 | 26 | 49 | 59 | 50 | 0 | 0 | 3 | 15 | 361 |
| Excedentes (mm) | 0 | 4 | 0 | 0 | 48 | 0 | 0 | 0 | 0 | 0 | 0 | 0 | 52 |

| AÑO 1994-1995 | oct-94 | nov-94 | dic-94 | ene-95 | feb-95 | mar-95 | abr-95 | may-95 | jun-95 | jul-95 | ago-95 | sep-95 | ANUAL |
|---|---|---|---|---|---|---|---|---|---|---|---|---|---|
| Precipitación (mm) | 58 | 51 | 0 | 15 | 4 | 49 | 4 | 5 | 7 | 5 | 4 | 0 | 202 |
| Media mensual de las temperaturas medias diarias del aire (°C) | 19.2 | 16.7 | 13.6 | 14.0 | 14.5 | 15.0 | 15.9 | 19.8 | 21.4 | 25.1 | 25.7 | 21.8 | 18.6 |
| ETP (mm) | 72 | 47 | 31 | 35 | 33 | 48 | 56 | 98 | 110 | 154 | 155 | 96 | 935 |
| Pp-ETP (mm) | -14 | 4 | -31 | -21 | -29 | 1 | -51 | -93 | -103 | -148 | -151 | -96 | |
| Agua almacenada en el suelo (max. 100 mm) | 0 | 4 | 0 | 0 | 0 | 1 | 0 | 0 | 0 | 0 | 0 | 0 | |
| ETR (mm) | 58 | 47 | 4 | 15 | 4 | 48 | 5 | 5 | 7 | 5 | 4 | 0 | 202 |
| Excedentes (mm) | 0 | 0 | 0 | 0 | 0 | 0 | 0 | 0 | 0 | 0 | 0 | 0 | 0 |

| AÑO 1995-1996 | oct-95 | nov-95 | dic-95 | ene-96 | feb-96 | mar-96 | abr-96 | may-96 | jun-96 | jul-96 | ago-96 | sep-96 | ANUAL |
|---|---|---|---|---|---|---|---|---|---|---|---|---|---|
| Precipitación (mm) | 9 | 48 | 150 | 210 | 66 | 58 | 21 | 113 | 0 | 1 | 20 | 36 | 730 |
| Media mensual de las temperaturas medias diarias del aire (°C) | 20.2 | 17.4 | 14.5 | 13.3 | 12.1 | 14.0 | 16.8 | 17.6 | 21.8 | 23.9 | 24.6 | 21.5 | 18.1 |
| ETP (mm) | 81 | 54 | 39 | 35 | 24 | 45 | 66 | 79 | 118 | 146 | 141 | 96 | 922 |
| Pp-ETP (mm) | -73 | -5 | 111 | 175 | 42 | 13 | -45 | 34 | -118 | -145 | -121 | -60 | |
| Agua almacenada en el suelo (max. 100 mm) | 0 | 0 | 100 | 100 | 100 | 100 | 55 | 89 | 0 | 0 | 0 | 0 | |
| ETR (mm) | 9 | 54 | 39 | 35 | 24 | 45 | 66 | 79 | 89 | 1 | 20 | 36 | 495 |
| Excedentes (mm) | 0 | 0 | 11 | 175 | 42 | 13 | 0 | 0 | 0 | 0 | 0 | 0 | 241 |

# ANEXO 5

## RED DE CONTROL DE LA CALIDAD DE LAS AGUAS

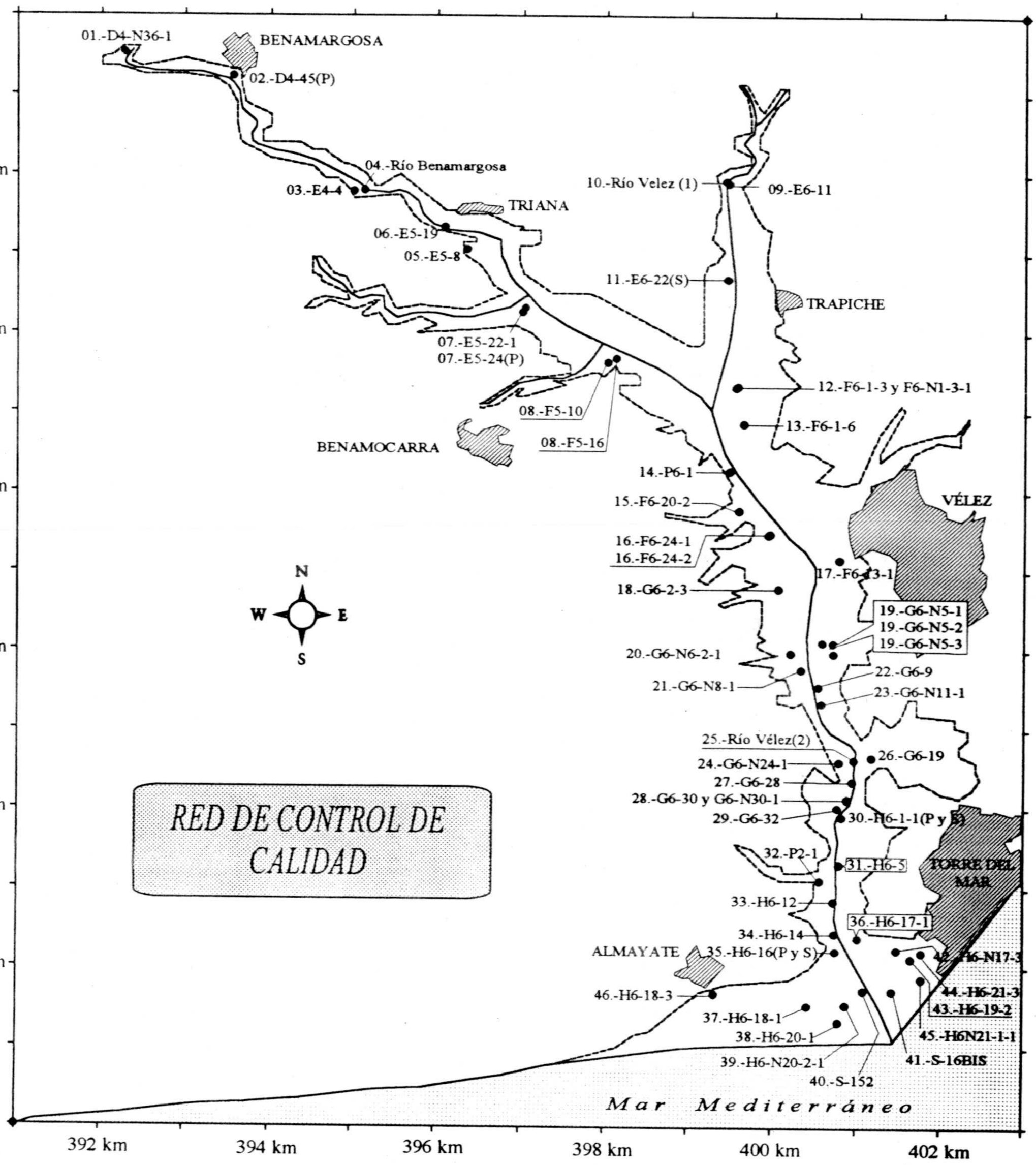
01.-D4-N36-1
BENAMARGOSA
02.-D4-45(P)
04.-Río Benamargosa
03.-E4-4
TRIANA
06.-E5-19
05.-E5-8
07.-E5-22-1
07.-E5-24(P)
08.-F5-10
08.-F5-16
BENAMOCARRA
10.-Río Velez (1)
09.-E6-11
11.-E6-22(S)
TRAPICHE
12.-F6-1-3 y F6-N1-3-1
13.-F6-1-6
14.-P6-1
15.-F6-20-2
16.-F6-24-1
16.-F6-24-2
18.-G6-2-3
VÉLEZ
19.-G6-N5-1
19.-G6-N5-2
19.-G6-N5-3
20.-G6-N6-2-1
21.-G6-N8-1
22.-G6-9
23.-G6-N11-1
25.-Río Vélez(2)
24.-G6-N24-1
26.-G6-19
27.-G6-28
28.-G6-30 y G6-N30-1
29.-G6-32
30.-H6-1-1(P y S)
32.-P2-1
31.-H6-5
TORRE DEL MAR
33.-H6-12
36.-H6-17-1
34.-H6-14
ALMAYATE
35.-H6-16(P y S)
46.-H6-18-3
37.-H6-18-1
38.-H6-20-1
39.-H6-N20-2-1
40.-S-152
41.-S-16BIS
45.-H6N21-1-1
44.-H6-21-3
43.-H6-19-2
N
W
E
S
RED DE CONTROL DE CALIDAD
Mar Mediterráneo
4,076 km
4,074 km
4,072 km
4,070 km
4,068 km
4,066 km
392 km
394 km
396 km
398 km
400 km
402 km

| | PUNTO | HOJA | X (UTM) | Y (UTM) | Z (m) | TIPO | PROF. | MUNICIPIO | TOPONIMIA | PROPIETARIO | USO |
|---|---|---|---|---|---|---|---|---|---|---|---|
| 1 | 01.-D4-N36-1 | 1039-4-4 | 392268 | 4077528 | | Sondeo | 25 | Cútar | Junta ríos Cútar y Benamargosa | Privado | Agr. |
| 2 | 02.-D4-45(P) | 1053-4-1 | 393558 | 4077238 | 96.505 | Pozo | 17 | Benamargosa | Puente Ctra. Almáchar | Ayto. Benamargosa | Abto. |
| 3 | 03.-E4-4 | 1054-1-1 | 395000 | 4075788 | 73.759 | Pozo | 25 | Benamargosa | Llano de Fortes | Privado | Agr. |
| 4 | 04.-Benamargosa | 1054-1-1 | 395130 | 4075803 | | Superficial | | Benamargosa | Río Benamargosa | | |
| 5 | 05.-E5-8 | 1054-1-1 | 396348 | 4075058 | 58.333 | Pozo | 38 | Vélez M. | Loma de Cútar | Privado | Agr. |
| 6 | 06.-E5-19 | 1054-1-1 | 396088 | 4075338 | 62.736 | Sondeo | 30 | Vélez M. | Llano del Moral | Ayto. de Vélez M. | Abto. |
| 7 | 07.-E5-22-1 | 1054-1-1 | 396990 | 4074265 | 51.488 | Sondeo | 34 | Vélez M. | Vega de Pedro Gómez | Privado | Agr. |
| 7 | 07.-E5-24(S) | 1054-1-1 | 397028 | 4074318 | | Sondeo | 33 | Vélez M. | Vega de Pedro Gómez | Privado | Agr. |
| 8 | 08.-F5-10 | 1054-1-1 | 398008 | 4073638 | | Pozo | 32 | Vélez M. | Llanos de Poipe | Privado | Agr. |
| 8 | 08.-F5-16 | 1054-1-1 | 398108 | 4073688 | 40.715 | Pozo | 24 | Vélez M. | Llanos de Poipe | Privado | Agr. |
| 9 | 09.-E6-11 | 1054-1-1 | 399452 | 4075898 | 54.909 | Pozo | 19 | Vélez M. | Arroyo Parra | Privado | Agr. |
| 10 | 10.-Vélez1 | 1054-1-1 | 399422 | 4075920 | | Superficial | | Vélez M. | Río Vélez | | |
| 11 | 11.-E6-22(S) | 1054-1-1 | 399438 | 4074685 | | Sondeo | 35 | Vélez M. | La Crujía | Privado | Agr. |
| 12 | 12.-F6-N1-3-1 | 1054-1-1 | 399561 | 4073330 | | Pozo | 16 | Vélez M. | El Banco | Privado | Agr. |
| 12 | 12.-F6-1-3 | 1054-1-1 | 399540 | 4073320 | 32.830 | Sondeo | 33 | Vélez M. | El Banco | Privado | Agr. |
| 13 | 13.-F6-1-6 | 1054-1-1 | 399630 | 4072860 | 31.401 | Sondeo | | Vélez M. | Molino de las Monjas | Ayto. de Vélez M. | Abto. |
| 14 | 14.-P6-1 | 1054-1-2 | 399470 | 4072265 | 28.915 | Piezómetro | 40 | Vélez M. | Acequia Anaya | CHSE | Invest. |
| 15 | 15.-F6-20-2 | 1054-1-2 | 399575 | 4071770 | | Pozo | 11 | Vélez M. | Arroyo Cabrillas | Privado | Agr. |
| 16 | 16.-F6-24-1 | 1054-1-2 | 399950 | 4071475 | 25.321 | Sondeo | 36 | Vélez M. | Huerta de la Lechuga | C. R. del Río Vélez. Acequia de Anaya | Agr. |
| 16 | 16.-F6-24-2 | 1054-1-2 | 399930 | 4071465 | 26.179 | Pozo | 25 | Vélez M. | Huerta de la Lechuga | C. R. del Río Vélez. Acequia de Anaya | Agr. |
| 17 | 17.-F6-13-1 | 1054-1-2 | 400780 | 4071150 | 22.390 | Pozo | 20 | Vélez M. | Camino de Remanente | Privado | Agr. |
| 18 | 18.-G6-2-3 | 1054-1-2 | 400055 | 4070780 | 20.936 | Sondeo | 40 | Vélez M. | Antigua finca de Belda | Privado | Agr. |
| 19 | 19.-G6-N5-1 | 1054-1-2 | 400584 | 4070103 | | Sondeo | 46 | Vélez M. | Vega de la Alberquilla | C. R. del Río Vélez. Aceq. Prado del Rey | Agr. |
| 19 | 19.-G6-5-1 | 1054-1-2 | 400710 | 4070098 | 18.296 | Pozo | 10 | Vélez M. | Vega de la Alberquilla | C. R. del Río Vélez. Aceq. Prado del Rey | Agr. |
| 19 | 19.-G6-5-2 | 1054-1-2 | 400713 | 4069963 | 18.308 | Pozo | 10 | Vélez M. | Vega de la Alberquilla | C. Reg. del Río Vélez. Aceq. Prado del Rey | Agr. |
| 20 | 20.-G6-6-2 | 1054-1-2 | 400210 | 4069970 | 20.019 | Pozo | 14 | Vélez M. | Cortijo los López | Privado | Agr. |
| 20 | 20.-G6-N6-2-1 | 1054-1-2 | 400210 | 4069970 | | Sondeo | | Vélez M. | Cortijo los López | Privado | Agr. |
| 21 | 21.-G6-N8-1 | 1054-1-2 | 400336 | 4069764 | | Sondeo | | Vélez M. | Vega de Río Nuevo | Privado | Agr. |

| | PUNTO | HOJA | X (UTM) | Y (UTM) | Z (m) | TIPO | PROF. | MUNICIPIO | TOPONIMIA | PROPIETARIO | USO |
|---|---|---|---|---|---|---|---|---|---|---|---|
| 22 | 22.-G6-9 | 1054-1-2 | 400540 | 4069548 | | Pozo | 16 | Vélez M. | Finca del Petit | Privado | Agr. |
| 23 | 23.-G6-N11-1 | 1054-1-2 | 400578 | 4069333 | | Sondeo | 40 | Vélez M. | Cortijo de Marqués | Privado | Agr. |
| 24 | 24.-G6-N24-1 | 1054-1-2 | 400788 | 4068602 | | Sondeo | 40 | Vélez M. | Vega Don Basilio | Privado | Agr. |
| 25 | 25.-Vélez2 | 1054-1-2 | 400956 | 4068627 | | Superficial | | Vélez M. | Río Vélez | | |
| 26 | 26.-G6-19 | 1054-1-2 | 401164 | 4068658 | 13.959 | Pozo | 18 | Vélez M. | La Colorada | Privado | Agr. |
| 27 | 27.-G6-28 | 1054-1-2 | 400938 | 4068353 | 13.588 | Pozo | 12 | Vélez M. | Vega Catalán | Privado | Agr. |
| 28 | 28.-G6-30 | 1054-1-2 | 400878 | 4068118 | 11.955 | Pozo | 16 | Vélez M. | Vega de Enrique | C. R. Playa de Vargas y Vega de Enrique | Agr. |
| 28 | 28.-G6-N30-1 | 1054-1-2 | 400878 | 4068128 | | Sondeo | 40 | Vélez M. | Vega de Enrique | C. R. Playa de Vargas y Vega de Enrique | Agr. |
| 29 | 29.-G6-32 | 1054-1-2 | 400768 | 4068013 | 10.622 | Sondeo | 40 | Vélez M. | Vega de Enrique | C. R. Playa de Vargas y Vega de Enrique | Agr. |
| 30 | 30.-H6-1-1(P) | 1054-1-3 | 400815 | 4067903 | 11.804 | Pozo | 17 | Vélez M. | Vega de Mena | C. R. de Torre del Mar | Agr. |
| 30 | 30.-H6-1-1(S) | 1054-1-3 | 400815 | 4067903 | | Sondeo | 40 | Vélez M. | Vega de Mena | C. R. de Torre del Mar | Agr. |
| 31 | 31.-H6-5(S) | 1054-1-3 | 400793 | 4067302 | | Sondeo | 36 | Vélez M. | Vega de Mena | Ayto. de Vélez M. | Abto. |
| 32 | 32.-P2-1 | 1054-1-3 | 400560 | 4067100 | 8.880 | Piezómetro | 14 | Vélez M. | Cañada del Capitán | CHSE | |
| 33 | 33.-H6-12 | 1054-1-3 | 400726 | 4066843 | 8.827 | Pozo | 13 | Vélez M. | Vega de Enrique | Privado | Agr. |
| 34 | 34.-H6-14 | 1054-1-3 | 400743 | 4066433 | 6.866 | Sondeo | 40 | Vélez M. | Vega Toscanos | Ayto. de Vélez M. | Abto. |
| 35 | 35.-H6-16(P) | 1054-1-3 | 400753 | 4066213 | 6.402 | Pozo | 10 | Vélez M. | Antiguo puente del ferrocarril | C. R. Playa de Vargas y Vega de Enrique | Agr. |
| 35 | 35.-H6-16(S) | 1054-1-3 | 400753 | 4066213 | | Sondeo | 62 | Vélez M. | Antiguo puente del ferrocarril | C. R. Playa de Vargas y Vega de Enrique | Agr. |
| 36 | 36.-H6-17-1 | 1054-1-3 | 401015 | 4066375 | 4.848 | Pozo | 14 | Vélez M. | Carril de la Culebra | C. R. de Torre del Mar | Agr. |
| 37 | 37.-H6-18-1 | 1054-1-3 | 400425 | 4065535 | 2.667 | Pozo | 9 | Vélez M. | Vega Playa de Vargas | C. R. Playa de Vargas y Vega de Enrique | Agr. |
| 38 | 38.-H6-20-1 | 1054-1-3 | 400790 | 4065330 | 2.511 | Pozo | 5 | Vélez M. | Vega Playa de Vargas | Privado | Agr. |
| 39 | 39.-H6-N20-2-1 | 1054-1-3 | 400874 | 4065545 | | Pozo | 5 | Vélez M. | Vega Playa de Vargas | Privado | Agr. |
| 40 | 40.-S-152 | 1054-1-3 | 401080 | 4065725 | 3.356 | Piezómetro | 46 | Vélez M. | Vega Playa de Vargas | CHSE | Invest. |
| 41 | 41.-S-16BIS | 1054-1-3 | 401420 | 4065715 | 1.853 | Piezómetro | 6 | Vélez M. | Vega Melilla | CHSE | Invest. |
| 42 | 42.-H6-N17-3 | 1054-1-3 | 401472 | 4066230 | | Pozo | 7 | Vélez M. | Vega Melilla | Privado | Agr. |
| 43 | 43.-H6-19-2 | 1054-2-3 | 401645 | 4066125 | 2.164 | Pozo | 4 | Vélez M. | Vega Melilla | Privado | Agr. |
| 44 | 44.-H6-21-3 | 1054-2-3 | 401770 | 4066200 | 1.949 | Pozo | 4 | Vélez M. | Vega Melilla | Privado | Agr. |
| 45 | 45.-H6-N21-1-1 | 1054-2-3 | 401767 | 4065872 | | Pozo | 4 | Vélez M. | Vega Melilla o la Laguna | Privado | Agr. |
| 46 | 46.-H6-18-3 | 1054-1-3 | 399310 | 4065675 | | Sondeo | 40 | Vélez M. | Carretera de Almayate Bajo | C. R. Playa de Vargas y Vega de Enrique | Agr. |

# ANEXO 6

## RESULTADOS ANALÍTICOS OBTENIDOS

*Resultados obtenidos en el muestreo de Septiembre de 1993*

| PUNTO | FECHA | pH | T (°C) | C.E. (microS/cm) | $Na^+$ (mg/l) | $K^+$ (mg/l) | $Mg^{2+}$ (mg/l) | $Ca^{2+}$ (mg/l) | $NH_4^-$ (mg/l) | $Cl^-$ (mg/l) | $SO_4^{2-}$ (mg/l) | $NO_3^-$ (mg/l) | $NO_2^-$ (mg/l) | $HCO_3^-$ (mg/l) | $CO_3^{2-}$ (mg/l) | $PO_4^{3-}$ (mg/l) | $SiO_2$ (mg/l) | E.B.I (%) | SAR |
|---|---|---|---|---|---|---|---|---|---|---|---|---|---|---|---|---|---|---|---|
| 06.-E5-19 | 21.09.93 | 7.23 | 20.5 | 853 | 36.8 | 1.6 | 31.8 | 115.0 | 0.00 | 61.0 | 160.0 | 33.0 | 0.00 | 350.8 | 0.0 | 0.00 | 13.01 | -6.27 | 0.78 |
| 13.-F6-1-6 | 21.09.93 | 7.27 | 19.3 | 518 | 23.6 | 2.1 | 19.2 | 64.0 | 0.07 | 30.0 | 77.7 | 11.0 | 0.00 | 251.6 | 0.0 | 0.00 | 8.00 | -7.19 | 0.66 |
| 31.-H6-5(S) | 21.09.93 | 6.85 | 19.9 | 900 | 47.7 | 2.5 | 32.8 | 111.0 | 0.06 | 57.0 | 167.2 | 50.4 | 0.00 | 366.0 | 0.0 | 0.00 | 12.01 | -6.83 | 1.02 |
| 34.-H6-14 | 21.09.93 | 7.36 | 21.3 | 4250 | 492.0 | 7.1 | 110.4 | 256.0 | 0.10 | 1349.0 | 329.0 | 32.6 | 0.00 | 373.6 | 0.0 | 0.00 | 11.00 | -8.54 | 6.47 |

*Resultados obtenidos en el muestreo de Octubre de 1993*

| PUNTO | FECHA | N.P. (m) | pH | T (°C) | Prof. Toma (m) | C.E. (microS/cm) | $Na^+$ (mg/l) | $K^+$ (mg/l) | $Mg^{2+}$ (mg/l) | $Ca^{2+}$ (mg/l) | $NH_4^-$ (mg/l) | $Cl^-$ (mg/l) | $SO_4^{2-}$ (mg/l) | $NO_3^-$ (mg/l) | $NO_2^-$ (mg/l) | $HCO_3^-$ (mg/l) | $CO_3^{2-}$ (mg/l) | $PO_4^{3-}$ (mg/l) | $SiO_2$ (mg/l) | E.B.I. (%) | SAR |
|---|---|---|---|---|---|---|---|---|---|---|---|---|---|---|---|---|---|---|---|---|---|
| 01.-D4-N36-1 | 30.10.93 | 93.68 | 6.90 | 18.9 | | 896 | 34.8 | 2.1 | 26.0 | 114.6 | 0.00 | 58.0 | 140.0 | 26.7 | 0.00 | 297.4 | 0.0 | 0.00 | 12.01 | -2.24 | 0.76 |
| 02.-D4-45(P) | 30.10.93 | 81.47 | 6.75 | 18.9 | | 908 | 34.7 | 2.9 | 28.0 | 110.0 | | 60.0 | 156.4 | 25.9 | 0.00 | 297.4 | 0.0 | 0.00 | 13.01 | -4.41 | 0.76 |
| 06.-E5-19 | 30.10.93 | | 6.78 | 19.0 | | 1025 | 41.7 | 1.9 | 36.0 | 124.0 | | 68.2 | 158.0 | 30.2 | 0.00 | 350.8 | 0.0 | 0.00 | 13.01 | -1.95 | 0.85 |
| 08.-F5-16 | 30.10.93 | | 6.71 | 18.6 | | 1001 | 35.6 | 1.5 | 34.0 | 118.0 | 0.00 | 61.0 | 152.2 | 61.9 | 0.07 | 312.6 | 0.0 | 0.00 | 14.01 | -3.48 | 0.74 |
| 11.-E6-22(S) | 30.10.93 | | 7.02 | 18.2 | | 600 | 25.8 | 2.5 | 20.0 | 66.5 | | 40.0 | 82.0 | 5.3 | 0.00 | 221.1 | 0.0 | 0.00 | 7.50 | -3.11 | 0.71 |
| 13.-F6-1-6 | 26.10.93 | | 7.61 | 18.3 | | 606 | 24.2 | 2.8 | 24.0 | 80.5 | 0.00 | 30.0 | 82.0 | 15.8 | 0.00 | 266.9 | 0.0 | 0.00 | 8.30 | -0.47 | 0.61 |
| 14.-P6-1 | 28.10.93 | 10.48 | 7.70 | 19.2 | | 664 | 30.1 | 2.0 | 22.0 | 79.5 | 0.00 | 42.6 | 89.0 | 13.2 | 0.00 | 251.6 | 0.0 | 0.00 | 11.51 | -1.75 | 0.77 |
| 16.-F6-24-2 | 28.10.93 | 11.83 | 6.73 | 17.8 | -15.5 | 1140 | 39.5 | 1.7 | 40.0 | 134.0 | 0.12 | 60.0 | 172.0 | 95.0 | 0.11 | 373.6 | 0.0 | 0.00 | 15.01 | -4.81 | 0.77 |
| 18.-G6-2-3 | 28.10.93 | 7.96 | 7.68 | 19.1 | | 1132 | 44.1 | 2.0 | 34.0 | 118.0 | 0.06 | 57.0 | 150.6 | 59.8 | 0.02 | 335.5 | 0.0 | 0.00 | 14.51 | -2.51 | 0.92 |
| 19.-G6-N5-1 | 25.10.93 | | 6.39 | 18.5 | | 1178 | 65.5 | 2.7 | 36.0 | 144.0 | 0.00 | 74.0 | 287.0 | 95.1 | 0.00 | 320.3 | 0.0 | 0.00 | 12.41 | -6.38 | 1.26 |
| 20.-G6-6-2 | 25.10.93 | 7.45 | 6.64 | 18.6 | -15.0 | 1662 | 63.0 | 2.8 | 52.0 | 232.0 | 0.00 | 87.0 | 363.0 | 241.8 | 0.00 | 350.8 | 0.0 | 0.00 | 20.01 | -2.60 | 0.97 |
| 21.-G6-N8-1 | 25.10.93 | | 6.84 | 18.6 | -13.0 | 1036 | 62.0 | 2.5 | 32.0 | 136.0 | 0.00 | 54.0 | 161.3 | 25.0 | 0.00 | 419.4 | 0.0 | 0.00 | 15.01 | 0.08 | 1.24 |
| 22.-G6-9 | 25.10.93 | | 6.80 | 20.4 | | 1300 | 83.0 | 3.7 | 44.0 | 168.0 | 0.00 | 79.5 | 195.0 | 47.5 | 0.00 | 495.6 | 0.0 | 0.00 | 14.31 | 1.67 | 1.47 |
| 23.-G6-N11-1 | 25.10.93 | 5.40 | 6.89 | 19.2 | | 1136 | 63.5 | 2.8 | 40.0 | 138.0 | 0.00 | 64.0 | 186.0 | 53.5 | 0.00 | 388.9 | 0.0 | 0.00 | 13.41 | 0.37 | 1.22 |
| 24.-G6-N24-1 | 28.10.93 | | 7.39 | 19.1 | | 935 | 35.6 | 2.3 | 32.0 | 98.4 | 0.00 | 51.0 | 130.3 | 61.4 | 0.00 | 305.0 | 0.0 | 0.00 | 12.51 | -5.13 | 0.80 |
| 26.-G6-19 | 25.10.93 | 4.56 | 7.40 | 17.8 | -13.0 | 1240 | 177.0 | 3.7 | 48.0 | 124.0 | 0.00 | 94.0 | 362.5 | 26.4 | 0.08 | 396.5 | 0.0 | 0.00 | 13.01 | 2.29 | 3.42 |
| 27.-G6-28 | 28.10.93 | 2.61 | 7.70 | 19.3 | -13.0 | 826 | 41.9 | 3.2 | 27.0 | 98.0 | 0.00 | 47.0 | 99.0 | 20.0 | 0.00 | 343.1 | 0.0 | 0.00 | 11.20 | -1.73 | 0.97 |
| 30.-H6-1-1(S) | 24.10.93 | -2.26 | 7.41 | 19.9 | | 964 | 40.2 | 2.5 | 34.0 | 117.0 | 0.20 | 60.0 | 202.0 | 46.2 | 0.00 | 335.5 | 0.0 | 0.00 | 12.01 | -7.45 | 0.84 |
| 31.-H6-5(S) | 28.10.93 | | 7.18 | 19.6 | | 1020 | 46.1 | 2.9 | 36.0 | 118.0 | 0.06 | 57.0 | 150.0 | 53.4 | 0.00 | 350.8 | 0.0 | 0.00 | 12.01 | -1.84 | 0.95 |
| 34.-H6-14 | 24.10.93 | | 7.20 | 20.2 | | 6510 | 636.0 | 9.4 | 152.0 | 396.0 | 0.05 | 1917.0 | 366.5 | 20.7 | 0.00 | 312.6 | 0.0 | 0.00 | 12.01 | -5.49 | 6.89 |
| 35.-H6-16(P) | 24.10.93 | -1.38 | 7.38 | 20.5 | -9.0 | 3000 | 190.0 | 4.5 | 88.0 | 342.0 | 0.10 | 486.0 | 440.4 | 125.0 | 0.00 | 419.4 | 0.0 | 0.00 | 13.01 | 1.43 | 2.37 |
| 36.-H6-17-1 | 24.10.93 | | 7.11 | 19.4 | | 3260 | 221.0 | 6.4 | 104.0 | 334.0 | 0.00 | 564.0 | 608.0 | 85.5 | 0.00 | 442.3 | 0.0 | 0.00 | 13.01 | -3.04 | 2.71 |
| 37.-H6-18-1 | 24.10.93 | -0.78 | 7.29 | 20.6 | -4.0 | 2680 | 123.0 | 8.0 | 84.0 | 348.0 | 0.20 | 330.0 | 471.2 | 268.5 | 0.00 | 427.0 | 0.0 | 0.00 | 11.31 | -1.01 | 1.54 |
| 38.-H6-20-1 | 24.10.93 | 0.26 | 7.19 | 19.6 | -3.5 | 5210 | 387.0 | 10.4 | 136.0 | 500.0 | 0.04 | 1463.0 | 456.0 | 23.0 | 0.13 | 289.8 | 0.0 | 0.00 | 12.01 | -2.43 | 3.96 |
| 39.-H6-N20-2-1 | 24.10.93 | | 7.00 | 18.1 | -3.5 | 22700 | 3008.0 | 18.8 | 448.0 | 1312.0 | 0.00 | 8307.0 | 1332.0 | 15.5 | 0.00 | 396.5 | 0.0 | 0.00 | 10.50 | -7.00 | 18.29 |
| 40.-S-152 | 25.10.93 | -0.62 | 6.69 | 21.2 | -6.0 | 36600 | 5968.0 | 19.2 | 768.0 | 628.0 | 0.00 | 12245.0 | 1956.5 | 7.0 | 0.00 | 442.3 | 0.0 | 0.00 | 8.00 | -5.20 | 37.76 |
| 41.-S-16BIS | 24.10.93 | -0.14 | 7.28 | 17.6 | -3.0 | 3440 | 357.0 | 8.2 | 96.0 | 334.0 | 0.50 | 866.0 | 519.0 | 64.5 | 0.60 | 419.4 | 0.0 | 0.00 | 10.30 | -3.39 | 4.43 |
| 42.-H6-N17-3 | 24.10.93 | | 7.61 | 19.6 | -5.0 | 1358 | 127.0 | 5.0 | 40.0 | 137.0 | 0.00 | 145.5 | 264.3 | 61.8 | 0.00 | 327.9 | 0.0 | 0.00 | 9.20 | -0.63 | 2.45 |
| 43.-H6-19-2 | 24.10.93 | -0.38 | 7.43 | 21.6 | | 1919 | 135.0 | 6.0 | 48.0 | 266.0 | 0.00 | 160.0 | 528.0 | 179.3 | 0.00 | 366.0 | 0.0 | 0.00 | 11.40 | -2.41 | 2.00 |
| 44.-H6-21-3 | 24.10.93 | | 7.45 | 20.3 | -4.0 | 1945 | 133.0 | 5.8 | 48.0 | 264.0 | 0.00 | 153.0 | 544.0 | 179.3 | 0.00 | 404.1 | 0.0 | 0.00 | 12.01 | -4.36 | 1.98 |
| 45.-H6-N21-1-1 | 24.10.93 | | 7.46 | 17.9 | -3.5 | 2150 | 152.0 | 7.5 | 72.0 | 280.0 | 0.00 | 195.0 | 640.0 | 134.4 | 0.00 | 366.0 | 0.0 | 0.00 | 12.51 | -0.55 | 2.10 |

*Resultados obtenidos en el muestreo de Noviembre de 1993*

| PUNTO | FECHA | N.P. (m) | pH | T (°C) | Prof. Toma (m) | C.E. (microS/cm) | $Na^+$ (mg/l) | $K^+$ (mg/l) | $Mg^{2+}$ (mg/l) | $Ca^{2+}$ (mg/l) | $NH_4^-$ (mg/l) | $Cl^-$ (mg/l) | $SO_4^{2-}$ (mg/l) | $NO_3^-$ (mg/l) | $NO_2^-$ (mg/l) | $HCO_3^-$ (mg/l) | $CO_3^{2-}$ (mg/l) | $PO_4^{3-}$ (mg/l) | $SiO_2$ (mg/l) | E.B.I (%) | SAR |
|---|---|---|---|---|---|---|---|---|---|---|---|---|---|---|---|---|---|---|---|---|---|
| 01.-D4-N36-1 | 30.11.93 | 105.87 | 7.32 | 18.4 | -7.0 | 819 | 33.6 | 1.8 | 22.0 | 99.0 | 0.08 | 48.9 | 117.0 | 20.3 | 0.00 | 289.8 | 0.0 | 0.00 | 11.31 | -3.68 | 0.80 |
| 02.-D4-45(P) | 30.11.93 | 95.33 | 7.43 | 18.5 | | 820 | 33.0 | 1.5 | 24.0 | 100.0 | 0.09 | 44.5 | 124.5 | 21.3 | 0.00 | 297.4 | 0.0 | 0.00 | 12.01 | -3.55 | 0.77 |
| 03.-E4-4 | 30.11.93 | 71.07 | 7.34 | 18.8 | | 858 | 36.1 | 1.5 | 26.0 | 104.0 | 0.05 | 43.7 | 123.5 | 25.0 | 0.00 | 312.6 | 0.0 | 0.00 | 13.01 | -2.14 | 0.82 |
| 04.-Benamargosa | 30.11.93 | | 9.25 | 17.8 | | 776 | 38.7 | 2.4 | 25.0 | 94.0 | 0.00 | 59.4 | 112.0 | 21.0 | 0.30 | 183.0 | 22.5 | 0.40 | 8.40 | 2.35 | 0.92 |
| 05.-E5-8 | 30.11.93 | 50.71 | 7.31 | 18.6 | | 924 | 38.5 | 1.6 | 28.0 | 109.0 | 0.00 | 44.9 | 112.0 | 30.2 | 0.00 | 350.8 | 0.0 | 0.00 | 12.61 | -1.96 | 0.85 |
| 06.-E5-19 | 30.11.93 | | 7.38 | 18.7 | | 846 | 36.4 | 1.5 | 24.0 | 99.0 | 0.12 | 50.6 | 108.5 | 14.0 | 0.00 | 305.0 | 0.0 | 0.00 | 12.51 | -2.11 | 0.85 |
| 07.-E5-22-1 | 30.11.93 | | 7.20 | 18.7 | | 971 | 32.7 | 1.1 | 32.0 | 117.0 | | 44.6 | 113.0 | 67.0 | 0.00 | 327.9 | 0.0 | 0.00 | 15.61 | -0.72 | 0.69 |
| 08.-F5-10 | 30.11.93 | 19.30 | 7.27 | 18.9 | | 1238 | 40.0 | 1.8 | 40.0 | 152.0 | 0.00 | 69.8 | 205.4 | 122.0 | 0.00 | 335.5 | 0.0 | 0.00 | 15.61 | -3.98 | 0.75 |
| 09.-E6-11 | 30.11.93 | 46.36 | 7.52 | 18.0 | | 593 | 25.6 | 2.6 | 19.0 | 65.5 | 0.00 | 27.1 | 82.2 | 6.0 | 0.00 | 251.6 | 0.0 | 0.00 | 7.40 | -5.39 | 0.72 |
| 11.-E6-22(S) | 30.11.93 | 31.10 | 7.79 | 18.4 | | 525 | 25.1 | 2.2 | 16.0 | 58.5 | 0.09 | 23.6 | 57.5 | 5.0 | 0.00 | 228.8 | 0.0 | 0.00 | 7.00 | -2.75 | 0.75 |
| 12.-F6-1-3 | 29.11.93 | 21.56 | 7.66 | 18.2 | | 536 | 23.3 | 2.2 | 18.0 | 62.0 | 0.00 | 20.6 | 69.3 | 7.5 | 0.00 | 221.1 | 0.0 | 0.00 | 7.40 | -1.09 | 0.67 |
| 13.-F6-1-6 | 30.11.93 | | 7.61 | 17.8 | | 596 | 23.9 | 2.4 | 18.0 | 70.0 | 0.10 | 20.3 | 75.5 | 10.0 | 0.00 | 237.9 | 0.0 | 0.00 | 7.70 | -1.02 | 0.66 |
| 14.-P6-1 | 29.11.93 | 16.81 | 7.67 | 18.5 | -13.5 | 627 | 25.7 | 1.3 | 19.0 | 79.0 | 0.00 | 26.2 | 75.0 | 14.2 | 0.00 | 289.8 | 0.0 | 0.00 | 10.50 | -4.47 | 0.67 |
| 15.-F6-20-2 | 25.11.93 | | 7.25 | 18.6 | | 1212 | 43.2 | 2.2 | 51.0 | 150.0 | 0.00 | 73.9 | 225.0 | 104.5 | 0.04 | 396.5 | 0.0 | 0.00 | 20.01 | -4.68 | 0.78 |
| 16.-F6-24-1 | 30.11.93 | 12.38 | 7.37 | 18.6 | | 845 | 32.3 | 1.6 | 26.0 | 100.0 | 0.04 | 43.2 | 109.0 | 40.0 | 0.00 | 297.4 | 0.0 | 0.00 | 12.31 | -2.45 | 0.74 |
| 17.-F6-13-1 | 29.11.93 | 12.22 | 7.06 | 18.0 | -13.0 | 1546 | 103.8 | 3.6 | 44.0 | 169.0 | 0.00 | 74.3 | 260.5 | 94.0 | 0.03 | 541.4 | 0.0 | 0.00 | 12.41 | -3.62 | 1.84 |
| 18.-G6-2-3 | 30.11.93 | 11.49 | 7.33 | 18.6 | | 1102 | 37.2 | 1.5 | 36.0 | 134.0 | 0.07 | 40.1 | 149.5 | 85.0 | 0.00 | 297.4 | 0.0 | 0.00 | 14.71 | 3.76 | 0.74 |
| 19.-G6-5-2 | 25.11.93 | 10.51 | 6.97 | 18.3 | | 1541 | 91.0 | 4.6 | 44.0 | 176.0 | 0.00 | 80.1 | 235.2 | 77.0 | 0.00 | 518.5 | 0.0 | 0.00 | 11.61 | -1.26 | 1.59 |
| 20.-G6-6-2 | 29.11.93 | 10.44 | 7.13 | 19.5 | -12.0 | 1763 | 52.0 | 2.5 | 54.0 | 233.0 | 0.00 | 95.8 | 265.4 | 237.0 | 0.00 | 411.8 | 0.0 | 0.00 | 21.01 | -1.09 | 0.80 |
| 21.-G6-N8-1 | 29.11.93 | | 7.45 | 19.2 | | 934 | 36.1 | 1.9 | 30.0 | 108.0 | 0.00 | 43.4 | 127.0 | 63.0 | 0.20 | 237.9 | 0.0 | 0.00 | 10.00 | 3.77 | 0.79 |
| 22.-G6-9 | 30.11.93 | | 7.19 | 19.3 | | 1220 | 68.0 | 2.8 | 36.0 | 142.0 | | 66.7 | 171.0 | 56.0 | 0.00 | 442.3 | 0.0 | 0.00 | 13.71 | -1.94 | 1.32 |
| 23.-G6-N11-1 | 25.11.93 | 8.17 | 6.69 | 19.6 | | 1266 | 53.8 | 2.6 | 38.0 | 143.0 | 0.00 | 58.4 | 162.0 | 46.0 | 0.00 | 449.9 | 0.0 | 0.00 | 14.41 | -1.81 | 1.03 |
| 24.-G6-N24-1 | 29.11.93 | | 7.33 | 18.6 | | 842 | 35.7 | 1.9 | 30.0 | 111.0 | 0.00 | 46.2 | 137.3 | 59.0 | 0.00 | 327.9 | 0.0 | 0.00 | 12.01 | -4.38 | 0.78 |
| 25.-Vélez2 | 25.11.93 | | 7.49 | 17.2 | | 1208 | 107.5 | 27.6 | 26.0 | 82.0 | 14.00 | 84.0 | 112.0 | 0.0 | 0.00 | 541.4 | 0.0 | 8.06 | 0.00 | -4.57 | 2.65 |
| 26.-G6-19 | 25.11.93 | 5.34 | 7.60 | 17.5 | -11.0 | 1168 | 92.0 | 3.1 | 45.0 | 127.0 | 0.00 | 83.8 | 204.0 | 34.0 | 0.00 | 434.6 | 0.0 | 0.00 | 13.01 | -0.57 | 1.79 |
| 27.-G6-28 | 24.11.93 | 4.64 | 7.37 | 18.4 | -10.5 | 906 | 45.3 | 3.2 | 30.0 | 118.0 | 0.12 | 50.4 | 122.5 | 32.0 | 0.04 | 388.9 | 0.0 | 0.00 | 14.01 | -2.11 | 0.96 |
| 28.-G6-30 | 21.11.93 | 3.74 | 7.38 | 19.1 | | 977 | 42.7 | 2.3 | 32.0 | 110.0 | 0.00 | 54.0 | 134.0 | 45.0 | 0.00 | 343.1 | 0.0 | 0.00 | 12.01 | -3.02 | 0.92 |
| 29.-G6-32 | 21.11.93 | | 7.27 | 19.8 | | 927 | 40.3 | 2.3 | 30.0 | 108.0 | 0.00 | 55.4 | 119.3 | 26.0 | 0.05 | 350.8 | 0.0 | 0.00 | 12.31 | -2.76 | 0.88 |
| 30.-H6-1-1(S) | 25.11.93 | 1.70 | 7.32 | 19.4 | | 919 | 41.0 | 2.5 | 35.0 | 110.0 | 0.00 | 56.0 | 211.0 | 35.0 | 0.00 | 335.5 | 0.0 | 0.00 | 11.20 | -8.18 | 0.87 |
| 31.-H6-5(S) | 24.11.93 | | 7.33 | 19.3 | | 1021 | 42.9 | 2.3 | 33.0 | 125.0 | 0.00 | 58.0 | 138.5 | 57.0 | 0.00 | 350.8 | 0.0 | 0.00 | 13.01 | -1.41 | 0.88 |
| 32.-P2-1 | 24.11.93 | 1.34 | 7.17 | 19.6 | -9.0 | 950 | 42.9 | 4.1 | 32.0 | 133.0 | 0.00 | 28.4 | 138.0 | 36.0 | 0.00 | 427.0 | 0.0 | 0.00 | 13.21 | -0.06 | 0.87 |
| 33.-H6-12 | 24.11.93 | 0.85 | 7.41 | 20.1 | -11.0 | 699 | 35.9 | 3.2 | 20.0 | 78.0 | 0.08 | 43.0 | 97.0 | 2.0 | 0.00 | 266.9 | 0.0 | 0.00 | 10.40 | -3.06 | 0.94 |

*Resultados obtenidos en el muestreo de Noviembre de 1993*

| PUNTO | FECHA | N.P. (m) | pH | T (°C) | Prof. Toma (m) | C.E. (microS/cm) | $Na^+$ (mg/l) | $K^+$ (mg/l) | $Mg^{2+}$ (mg/l) | $Ca^{2+}$ (mg/l) | $NH_4^-$ (mg/l) | $Cl^-$ (mg/l) | $SO_4^{2-}$ (mg/l) | $NO_3^-$ (mg/l) | $NO_2^-$ (mg/l) | $HCO_3^-$ (mg/l) | $CO_3^{2-}$ (mg/l) | $PO_4^{3-}$ (mg/l) | $SiO_2$ (mg/l) | E.B.I. (%) | SAR |
|---|---|---|---|---|---|---|---|---|---|---|---|---|---|---|---|---|---|---|---|---|---|
| 34.-H6-14 | 24.11.93 | | 7.11 | 20.0 | | 3500 | 304.0 | 5.9 | 80.0 | 214.0 | 0.08 | 790.5 | 269.5 | 30.5 | 0.00 | 350.8 | 0.0 | 0.00 | 12.01 | -5.42 | 4.50 |
| 35.-H6-16(P) | 21.11.93 | 0.50 | 7.14 | 19.4 | | 6120 | 602.0 | 6.8 | 90.0 | 320.0 | 0.00 | 1451.0 | 282.0 | 37.0 | 0.00 | 411.8 | 0.0 | 0.00 | 12.01 | -4.25 | 7.66 |
| 36.-H6-17-1 | 25.11.93 | | 6.81 | 19.3 | | 11680 | 2048.0 | 15.2 | 220.0 | 612.0 | 0.00 | 3976.0 | 853.0 | 25.0 | 0.00 | 434.6 | 0.0 | 0.00 | 11.61 | 0.24 | #### |
| 37.-H6-18-1 | 21.11.93 | -0.23 | 7.15 | 20.2 | | 2840 | 154.0 | 8.0 | 85.0 | 294.0 | 0.00 | 398.0 | 384.3 | 263.4 | 0.04 | 350.8 | 0.0 | 0.00 | 11.00 | -1.14 | 2.04 |
| 38.-H6-20-1 | 21.11.93 | 0.14 | 7.77 | 15.6 | -3.5 | 3180 | 201.0 | 16.4 | 63.0 | 194.0 | 0.06 | 596.4 | 219.0 | 31.0 | 0.07 | 251.6 | 0.0 | 0.40 | 9.60 | -3.96 | 3.21 |
| 39.-H6-N20-2-1 | 21.11.93 | | 7.25 | 17.5 | -4.0 | 22700 | 1677.0 | 12.6 | 340.0 | 826.0 | 0.00 | 4331.0 | 732.0 | 37.0 | 0.01 | 312.6 | 0.0 | 0.00 | 11.40 | -0.24 | #### |
| 40.-S-152 | 24.11.93 | 0.47 | 7.63 | 20.5 | -3.5 | 2850 | 726.0 | 13.0 | 24.0 | 32.2 | 0.00 | 646.1 | 190.3 | 7.0 | 0.00 | 564.3 | 0.0 | 0.00 | 7.40 | 5.88 | #### |
| 41.-S-16BIS | 24.11.93 | 0.39 | 6.97 | 19.6 | -3.0 | 4020 | 300.0 | 8.2 | 95.0 | 334.0 | 0.00 | 887.5 | 456.0 | 58.0 | 0.00 | 404.1 | 0.0 | 0.00 | 10.00 | -5.45 | 3.73 |
| 43.-H6-19-2 | 21.11.93 | 0.18 | 7.49 | 19.6 | -3.0 | 1930 | 130.0 | 5.2 | 60.0 | 224.0 | 0.00 | 160.0 | 349.0 | 174.0 | 0.00 | 350.8 | 0.0 | 0.00 | 11.40 | 3.71 | 1.99 |
| 44.-H6-21-3 | 21.11.93 | | 7.27 | 18.5 | -3.5 | 1963 | 105.5 | 5.2 | 54.0 | 228.0 | 0.00 | 153.0 | 364.0 | 157.5 | 0.14 | 411.8 | 0.0 | 0.00 | 12.01 | -1.55 | 1.63 |
| 45.-H6-N21-1-1 | 21.11.93 | | 7.04 | 19.2 | -3.0 | 2200 | 122.5 | 6.3 | 60.0 | 224.0 | 0.00 | 181.0 | 447.0 | 108.0 | 0.04 | 366.0 | 0.0 | 0.00 | 11.00 | -1.26 | 1.88 |
| 46.-H6-18-3 | 21.11.93 | | 7.00 | 20.5 | | 3000 | 178.0 | 6.6 | 70.0 | 324.0 | 0.09 | 515.0 | 341.0 | 143.0 | 0.00 | 373.6 | 0.0 | 0.00 | 12.31 | -0.36 | 2.34 |

*Resultados obtenidos en el muestreo de Enero de 1994*

| PUNTO | FECHA | N.P. (m) | pH | T (°C) | Prof. Toma (m) | C.E. (microS/cm) | $Na^+$ (mg/l) | $K^+$ (mg/l) | $Mg^{2+}$ (mg/l) | $Ca^{2+}$ (mg/l) | $NH_4^-$ (mg/l) | $Cl^-$ (mg/l) | $SO_4^{2-}$ (mg/l) | $NO_3^-$ (mg/l) | $NO_2^-$ (mg/l) | $HCO_3^-$ (mg/l) | $CO_3^{2-}$ (mg/l) | $PO_4^{3-}$ (mg/l) | $SiO_2$ (mg/l) | B (mg/l) | E.B.I. (%) | SAR |
|---|---|---|---|---|---|---|---|---|---|---|---|---|---|---|---|---|---|---|---|---|---|---|
| 01.-D4-N36-1 | 17.01.94 | 105.60 | 7.36 | 17.3 | -5.0 | 833 | 37.6 | 1.6 | 31.6 | 115.1 | 0.00 | 53.7 | 121.4 | 22.9 | 0.00 | 305.0 | 0.0 | 0.28 | 12.07 | 0.00 | 3.13 | 0.80 |
| 02.-D4-45(P) | 17.01.94 | 95.02 | 7.41 | 17.9 | | 833 | 33.8 | 1.4 | 27.9 | 110.2 | 0.60 | 48.8 | 112.2 | 21.8 | 0.00 | 297.4 | 0.0 | 0.22 | 12.04 | 0.00 | 2.16 | 0.74 |
| 03.-E4-4 | 17.01.94 | 71.06 | 7.41 | 18.0 | -5.0 | 870 | 38.0 | 0.9 | 34.2 | 107.6 | 0.00 | 52.7 | 120.1 | 25.2 | 0.00 | 320.3 | 0.0 | 0.53 | 12.75 | 0.00 | 1.10 | 0.82 |
| 04.-Benamargosa | 17.01.94 | | 8.25 | 13.5 | | 815 | 37.2 | 2.0 | 25.7 | 93.7 | 0.00 | 56.7 | 115.5 | 17.1 | 0.00 | 297.4 | 0.0 | 0.00 | 9.84 | 0.00 | -3.95 | 0.88 |
| 05.-E5-8 | 17.01.94 | 53.28 | 7.45 | 18.6 | | 876 | 40.6 | 0.8 | 30.0 | 105.0 | 0.00 | 52.5 | 109.5 | 20.1 | 0.00 | 320.3 | 0.0 | 0.00 | 11.55 | 0.03 | 0.84 | 0.90 |
| 06.-E5-19 | 17.01.94 | | 7.40 | 18.0 | | 858 | 38.6 | 1.4 | 30.4 | 105.4 | 0.00 | 50.5 | 116.7 | 21.5 | 0.00 | 312.6 | 0.0 | 0.00 | 10.97 | 0.00 | 0.80 | 0.85 |
| 07.-E5-22-1 | 17.01.94 | | 7.29 | 19.0 | | 878 | 33.3 | 0.6 | 34.6 | 109.4 | 0.13 | 44.3 | 93.2 | 41.5 | 0.00 | 335.5 | 0.0 | 0.00 | 15.71 | 0.00 | 2.18 | 0.71 |
| 08.-F5-10 | 17.01.94 | 26.52 | 7.28 | 18.9 | | 1011 | 36.9 | 1.0 | 36.4 | 124.1 | 0.00 | 52.0 | 134.7 | 77.0 | 0.00 | 335.5 | 0.0 | 0.00 | 14.85 | 0.00 | -0.89 | 0.75 |
| 09.-E6-11 | 17.01.94 | 44.61 | 7.61 | 15.9 | -12.0 | 578 | 24.1 | 1.4 | 20.6 | 63.9 | 0.00 | 21.1 | 65.7 | 6.2 | 0.00 | 266.9 | 0.0 | 0.00 | 6.93 | 0.00 | -3.79 | 0.67 |
| 10.-Vélez1 | 17.01.94 | | 8.59 | 10.5 | | 501 | 10.0 | 1.2 | 17.6 | 59.5 | 1.93 | 15.0 | 59.0 | 3.3 | 0.00 | 144.9 | 7.5 | 0.00 | 5.33 | 0.00 | 7.08 | 0.29 |
| 11.-E6-22(S) | 19.01.94 | 30.39 | 7.72 | 16.7 | | 526 | 23.4 | 1.2 | 17.6 | 59.5 | 0.00 | 17.7 | 59.0 | 5.4 | 0.00 | 236.4 | 0.0 | 0.09 | 6.77 | 0.00 | -2.01 | 0.68 |
| 12.-F6-1-3 | 19.01.94 | 22.47 | 7.71 | 17.6 | | 562 | 23.2 | 1.0 | 18.5 | 63.8 | 0.00 | 21.5 | 62.3 | 14.2 | 0.00 | 228.8 | 0.0 | 0.06 | 6.94 | 0.00 | -1.23 | 0.66 |
| 13.-F6-1-6 | 19.01.94 | | 7.68 | 17.7 | | 570 | 26.6 | 1.4 | 19.0 | 64.5 | 0.00 | 22.2 | 64.2 | 14.1 | 0.00 | 236.4 | 0.0 | 0.00 | 7.25 | 0.00 | -0.75 | 0.75 |
| 14.-P6-1 | 19.01.94 | 18.55 | 7.57 | 17.6 | -12.0 | 629 | 25.6 | 0.3 | 20.3 | 77.8 | 0.03 | 25.4 | 67.5 | 13.1 | 0.00 | 266.9 | 0.0 | 1.41 | 10.17 | 0.00 | -0.24 | 0.67 |
| 15.-F6-20-2 | 31.01.94 | | 7.26 | 15.9 | | 1372 | 49.7 | 1.6 | 58.6 | 152.7 | 0.19 | 92.0 | 215.8 | 107.7 | 0.00 | 411.8 | 0.0 | 0.61 | 20.46 | 0.00 | -3.05 | 0.87 |
| 16.-F6-24-1 | 19.01.94 | 13.70 | 7.29 | 18.6 | | 905 | 35.9 | 1.1 | 32.5 | 113.9 | 0.00 | 44.2 | 117.5 | 52.2 | 0.00 | 327.9 | 0.0 | 0.20 | 11.87 | 0.00 | 0.19 | 0.76 |
| 17.-F6-13-1 | 19.01.94 | 12.97 | 7.04 | 18.0 | -11.0 | 1523 | 94.6 | 0.8 | 53.8 | 175.4 | 0.00 | 84.3 | 236.7 | 63.5 | 0.00 | 541.4 | 0.0 | 1.01 | 16.31 | 0.12 | 0.32 | 1.60 |
| 18.-G6-2-3 | 19.01.94 | | 7.66 | 18.4 | | 1084 | 39.6 | 2.5 | 40.6 | 140.0 | 0.00 | 53.3 | 144.0 | 95.1 | 0.00 | 366.0 | 0.0 | 0.30 | 19.36 | 0.00 | 0.32 | 0.76 |
| 19.-G6-5-2 | 31.01.94 | 11.03 | 7.06 | 18.5 | -10.0 | 1256 | 70.7 | 3.4 | 40.3 | 146.7 | 0.00 | 77.8 | 162.3 | 52.1 | 0.00 | 472.8 | 0.0 | 0.06 | 15.83 | 0.17 | -1.30 | 1.33 |
| 20.-G6-6-2 | 31.01.94 | 11.22 | 7.12 | 19.5 | -10.0 | 1728 | 51.5 | 3.0 | 60.6 | 231.9 | 0.00 | 99.0 | 270.1 | 324.8 | 0.00 | 388.9 | 0.0 | 0.38 | 20.22 | 0.00 | -2.97 | 0.78 |
| 21.-G6-N8-1 | 31.01.94 | | 7.62 | 19.2 | -9.0 | 803 | 33.8 | 1.7 | 28.2 | 88.4 | 0.00 | 40.1 | 102.9 | 45.7 | 0.10 | 282.1 | 0.0 | 0.61 | 9.23 | 0.00 | -2.32 | 0.80 |
| 22.-G6-9 | 31.01.94 | | 7.22 | 18.9 | | 1111 | 57.5 | 2.8 | 34.4 | 123.6 | 0.00 | 63.0 | 149.5 | 59.7 | 0.00 | 381.3 | 0.0 | 0.06 | 11.80 | 0.19 | -2.25 | 1.18 |
| 23.-G6-N11-1 | 31.01.94 | 8.51 | 7.20 | 19.2 | | 1045 | 51.3 | 1.4 | 33.0 | 115.7 | 0.00 | 54.6 | 133.2 | 51.4 | 0.00 | 396.5 | 0.0 | 0.18 | 13.04 | 0.07 | -3.96 | 1.08 |
| 24.-G6-N24-1 | 31.01.94 | | 7.37 | 17.9 | | 948 | 37.8 | 1.8 | 32.5 | 112.8 | 0.23 | 53.0 | 129.9 | 60.5 | 0.10 | 320.3 | 0.0 | 0.03 | 12.29 | 0.00 | -2.07 | 0.81 |
| 25.-Vélez2 | 23.01.94 | | 7.96 | 14.0 | | 1426 | 107.9 | 15.6 | 36.1 | 118.6 | 28.60 | 93.7 | 150.8 | 1.0 | 0.10 | 564.3 | 0.0 | 6.20 | 18.90 | 0.71 | 1.69 | 2.23 |
| 26.-G6-19 | 23.01.94 | 5.58 | 7.22 | 16.2 | -10.0 | 1572 | 85.2 | 4.0 | 62.8 | 162.1 | 0.26 | 97.9 | 274.4 | 94.2 | 0.00 | 526.1 | 0.0 | 0.61 | 14.76 | 0.10 | -4.31 | 1.44 |
| 27.-G6-28 | 23.01.94 | 11.57 | 7.54 | 17.5 | -10.0 | 1070 | 47.9 | 2.2 | 34.5 | 124.6 | 2.58 | 55.3 | 130.9 | 53.8 | 0.00 | 388.9 | 0.0 | 0.30 | 13.01 | 0.03 | -0.83 | 0.98 |
| 28.-G6-30 | 23.01.94 | 3.31 | 7.39 | 18.7 | | 996 | 44.1 | 2.1 | 32.8 | 98.8 | 0.00 | 53.8 | 132.6 | 56.8 | 0.00 | 373.6 | 0.0 | 0.30 | 14.71 | 0.00 | -8.21 | 0.98 |
| 29.-G6-32 | 23.01.94 | | 7.33 | 19.6 | | 1013 | 46.5 | 2.2 | 36.9 | 102.0 | 0.00 | 52.0 | 126.1 | 44.5 | 0.00 | 396.5 | 0.0 | 0.11 | 15.71 | 0.01 | -5.13 | 1.00 |
| 30.-H6-1-1(S) | 23.01.94 | 0.77 | 7.33 | 19.1 | | 980 | 45.3 | 2.3 | 31.5 | 114.5 | 0.00 | 49.8 | 121.6 | 45.2 | 0.00 | 366.0 | 0.0 | 0.06 | 13.19 | 0.03 | -1.57 | 0.97 |
| 31.-H6-5(S) | 31.01.94 | | 7.61 | 18.6 | | 1049 | 46.7 | 2.9 | 35.0 | 120.4 | 0.26 | 58.2 | 138.1 | 57.6 | 0.00 | 373.6 | 0.0 | 0.06 | 9.12 | 0.02 | -2.49 | 0.96 |
| 32.-P2-1 | 23.01.94 | 0.69 | 7.18 | 19.3 | -9.0 | 1057 | 52.8 | 1.8 | 35.9 | 132.4 | 0.00 | 50.9 | 113.9 | 28.2 | 0.00 | 442.3 | 0.0 | 0.22 | 13.88 | 0.01 | 1.67 | 1.05 |
| 33.-H6-12 | 23.01.94 | 0.19 | 7.51 | 16.7 | -10.0 | 892 | 49.9 | 2.9 | 25.5 | 99.8 | 0.00 | 54.7 | 96.2 | 3.8 | 0.03 | 388.9 | 0.0 | 0.00 | 13.57 | 0.11 | -3.42 | 1.15 |

*Resultados obtenidos en el muestreo de Enero de 1994*

| PUNTO | FECHA | N.P. (m) | pH | T (°C) | Prof. Toma (m) | C.E. (microS/cm) | $Na^+$ (mg/l) | $K^+$ (mg/l) | $Mg^{2+}$ (mg/l) | $Ca^{2+}$ (mg/l) | $NH_4^-$ (mg/l) | $Cl^-$ (mg/l) | $SO_4^{2-}$ (mg/l) | $NO_3^-$ (mg/l) | $NO_2^-$ (mg/l) | $HCO_3^-$ (mg/l) | $CO_3^{2-}$ (mg/l) | $PO_4^{3-}$ (mg/l) | $SiO_2$ (mg/l) | B (mg/l) | E.B.I (%) | SAR |
|---|---|---|---|---|---|---|---|---|---|---|---|---|---|---|---|---|---|---|---|---|---|---|
| 34.-H6-14 | 31.01.94 | | 7.34 | 17.7 | | 1577 | 174.1 | 4.3 | 42.5 | 114.7 | 0.00 | 218.9 | 154.2 | 0.4 | 0.00 | 427.0 | 0.0 | 0.12 | 8.72 | 0.00 | 1.53 | 3.53 |
| 35.-H6-16(P) | 23.01.94 | -0.05 | 6.95 | 19.1 | | 6730 | 584.2 | 8.8 | 167.6 | 513.6 | 0.00 | 1653.0 | 443.0 | 148.4 | 0.00 | 396.5 | 0.0 | 0.00 | 15.83 | 0.06 | 0.24 | 5.72 |
| 36.-H6-17-1 | 23.01.94 | | 6.99 | 19.9 | | 6990 | 961.0 | 19.0 | 168.0 | 449.0 | 0.00 | 1939.0 | 477.8 | 99.8 | 0.00 | 457.5 | 0.0 | 0.00 | 13.04 | 0.20 | 3.13 | 9.82 |
| 37.-H6-18-1 | 23.01.94 | -0.26 | 7.14 | 18.1 | | 2830 | 180.1 | 11.9 | 95.6 | 326.1 | 0.00 | 414.4 | 410.7 | 303.0 | 0.00 | 434.6 | 0.0 | 0.00 | 13.33 | 0.06 | 0.04 | 2.25 |
| 38.-H6-20-1 | 23.01.94 | 0.13 | 7.68 | 14.2 | -3.0 | 2380 | 20.1 | 6.8 | 67.6 | 217.0 | 0.48 | 427.3 | 231.4 | 80.7 | 0.00 | 366.0 | 0.0 | 0.00 | 13.81 | 0.07 | -16.11 | 0.31 |
| 39.-H6-N20-2-1 | 23.01.94 | | 7.29 | 14.4 | -4.0 | 8330 | 2981.0 | 26.0 | 432.0 | 820.0 | 0.00 | 5910.0 | 949.0 | 171.0 | 0.00 | 366.0 | 0.0 | 0.00 | 11.94 | 0.43 | 2.88 | 20.97 |
| 40.-S-152 | 31.01.94 | 0.06 | 7.89 | 19.1 | -6.0 | 26500 | 4937.0 | 96.5 | 486.0 | 398.0 | 0.00 | 7680.0 | 1161.0 | 42.0 | 0.00 | 434.6 | 0.0 | 0.00 | 7.23 | 1.42 | 5.41 | 39.26 |
| 41.-S-16BIS | 23.01.94 | 0.18 | 7.07 | 17.8 | -3.0 | 4370 | 422.3 | 8.5 | 120.0 | 394.6 | 0.00 | 919.0 | 433.2 | 117.7 | 0.00 | 419.4 | 0.0 | 0.00 | 10.54 | 0.08 | 4.83 | 4.78 |
| 43.-H6-19-2 | 23.01.94 | 0.12 | 7.36 | 17.9 | -3.0 | 1977 | 120.5 | 4.5 | 53.4 | 228.5 | 2.00 | 227.3 | 338.1 | 170.3 | 0.00 | 366.0 | 0.0 | 0.00 | 13.01 | 0.06 | -2.15 | 1.87 |
| 44.-H6-21-3 | 23.01.94 | | 7.29 | 18.6 | -4.0 | 1777 | 106.3 | 6.2 | 50.1 | 204.1 | 0.00 | 149.1 | 321.8 | 150.4 | 0.00 | 388.9 | 0.0 | 0.40 | 13.81 | 0.08 | -1.59 | 1.73 |
| 45.-H6-N21-1-1 | 23.01.94 | | 7.52 | 16.0 | -3.0 | 2220 | 149.2 | 8.9 | 66.7 | 255.6 | 0.00 | 231.5 | 481.7 | 204.6 | 0.00 | 358.4 | 0.0 | 0.00 | 12.08 | 0.09 | -1.53 | 2.15 |
| 46.-H6-18-3 | 23.01.94 | | 7.08 | 19.2 | | 3500 | 199.6 | 10.6 | 91.0 | 352.0 | 0.00 | 573.1 | 321.3 | 276.5 | 0.00 | 404.1 | 0.0 | 0.00 | 15.99 | 0.08 | 0.10 | 2.45 |

*Resultados obtenidos en el muestreo de Febrero de 1994*

| PUNTO | FECHA | N.P. (m) | pH | T (°C) | Prof. Toma (m) | C.E. (microS/cm) | $Na^+$ (mg/l) | $K^+$ (mg/l) | $Mg^{2+}$ (mg/l) | $Ca^{2+}$ (mg/l) | $NH_4^-$ (mg/l) | $Cl^-$ (mg/l) | $SO_4^{2-}$ (mg/l) | $NO_3^-$ (mg/l) | $NO_2^-$ (mg/l) | $HCO_3^-$ (mg/l) | $CO_3^{2-}$ (mg/l) | $PO_4^{3-}$ (mg/l) | $SiO_2$ (mg/l) | B (mg/l) | E.B.I (%) | SAR |
|---|---|---|---|---|---|---|---|---|---|---|---|---|---|---|---|---|---|---|---|---|---|---|
| 01.-D4-N36-1 | 21.02.94 | 105.88 | 7.32 | 17.1 | -6.0 | 882 | 31.1 | 5.9 | 26.0 | 104.7 | 0.00 | 73.5 | 127.0 | 23.5 | 0.00 | 251.6 | 0.0 | 0.16 | 10.48 | 0.08 | -1.95 | 0.71 |
| 02.-D4-45(P) | 21.02.94 | 95.42 | 7.39 | 16.8 | | 840 | 30.4 | 4.0 | 25.6 | 101.7 | 0.00 | 72.1 | 124.0 | 21.6 | 0.00 | 221.1 | 0.0 | 0.22 | 10.01 | 0.07 | 0.10 | 0.70 |
| 03.-E4-4 | 21.02.94 | 71.22 | 7.38 | 18.5 | -6.0 | 875 | 32.2 | 5.0 | 26.8 | 103.5 | 0.00 | 54.7 | 125.4 | 25.0 | 0.00 | 259.3 | 0.0 | 0.25 | 11.24 | 0.10 | 0.51 | 0.73 |
| 04.-Benamargosa | 21.02.94 | | 8.21 | 15.5 | | 754 | 35.2 | 3.2 | 21.9 | 88.5 | 0.00 | 49.5 | 104.4 | 12.6 | 0.00 | 221.1 | 11.3 | 0.09 | 8.13 | 0.10 | 0.36 | 0.87 |
| 06.-E5-19 | 23.02.94 | | 7.41 | 18.0 | | 883 | 36.1 | 1.7 | 26.7 | 97.8 | 0.42 | 52.4 | 115.3 | 24.2 | 0.00 | 297.4 | 0.0 | 0.00 | 11.27 | 0.05 | -2.41 | 0.83 |
| 07.-E5-24(S) | 21.02.94 | 42.77 | 7.26 | 19.6 | | 882 | 29.9 | 2.9 | 30.7 | 107.0 | 0.00 | 48.1 | 99.0 | 43.5 | 0.00 | 289.8 | 0.0 | 0.31 | 14.33 | 0.04 | 2.04 | 0.66 |
| 08.-F5-10 | 21.02.94 | 29.93 | 7.22 | 19.5 | -13.0 | 1021 | 34.1 | 4.0 | 34.7 | 127.4 | 0.00 | 53.8 | 127.7 | 84.7 | 0.20 | 343.1 | 0.0 | 0.40 | 13.81 | 0.05 | -1.70 | 0.69 |
| 09.-E6-11 | 21.02.94 | 45.08 | 7.76 | 14.9 | -11.0 | 563 | 22.1 | 4.3 | 20.0 | 62.2 | 0.00 | 21.7 | 61.4 | 4.9 | 0.06 | 251.6 | 0.0 | 0.22 | 5.76 | 0.03 | -2.30 | 0.62 |
| 10.-Vélez1 | 21.02.94 | | 8.74 | 15.4 | | 465 | 17.5 | 4.1 | 20.4 | 46.7 | 0.42 | 15.0 | 55.6 | 0.8 | 0.03 | 167.8 | 11.3 | 0.05 | 0.84 | 0.07 | 1.84 | 0.54 |
| 11.-E6-22(S) | 21.02.94 | 30.03 | 7.73 | 15.6 | | 533 | 21.3 | 4.1 | 17.4 | 60.3 | 0.81 | 19.9 | 56.9 | 5.2 | 0.09 | 236.4 | 0.0 | 0.31 | 5.61 | 0.06 | -1.68 | 0.62 |
| 12.-F6-N1-3-1 | 23.02.94 | 23.88 | 7.70 | 16.8 | | 566 | 22.2 | 2.7 | 17.8 | 59.9 | 0.06 | 21.0 | 59.7 | 11.5 | 0.00 | 221.1 | 0.0 | 0.50 | 6.66 | 0.08 | -1.38 | 0.65 |
| 13.-F6-1-6 | 23.02.94 | | 7.56 | 18.0 | | 649 | 24.6 | 3.0 | 20.4 | 70.5 | 0.00 | 26.0 | 64.8 | 23.9 | 0.00 | 259.3 | 0.0 | 0.00 | 7.16 | 0.07 | -2.87 | 0.66 |
| 14.-P6-1 | 23.02.94 | 20.02 | 7.76 | 19.1 | -10.0 | 713 | 25.6 | 0.6 | 20.8 | 76.6 | 0.00 | 32.8 | 76.6 | 25.4 | 0.02 | 259.3 | 0.0 | 0.22 | 9.05 | 0.08 | -3.74 | 0.67 |
| 15.-F6-20-2 | 23.02.94 | | 7.28 | 19.6 | | 1368 | 43.7 | 1.9 | 54.1 | 141.0 | 0.00 | 81.5 | 196.1 | 97.1 | 0.00 | 388.9 | 0.0 | 1.12 | 16.11 | 0.04 | -3.19 | 0.79 |
| 16.-F6-24-1 | 23.02.94 | 14.58 | 7.36 | 19.1 | | 911 | 32.2 | 1.1 | 27.9 | 103.9 | 0.12 | 40.3 | 103.7 | 49.1 | 0.01 | 312.8 | 0.0 | 0.09 | 10.90 | 0.07 | -1.65 | 0.72 |
| 17.-F6-13-1 | 23.02.94 | 13.63 | 6.97 | 19.1 | -10.0 | 1880 | 91.3 | 4.6 | 72.2 | 248.1 | 2.00 | 118.2 | 354.5 | 193.1 | 0.00 | 480.4 | 0.0 | 0.00 | 10.12 | 0.20 | 1.85 | 1.31 |
| 18.-G6-2-3 | 28.02.94 | | 7.21 | 18.9 | | 1103 | 39.3 | 1.8 | 35.7 | 133.8 | 2.30 | 57.4 | 150.5 | 97.9 | 0.00 | 335.5 | 0.0 | 1.11 | 12.03 | 0.06 | -1.43 | 0.78 |
| 19.-G6-5-2 | 23.02.94 | 11.50 | 7.10 | 18.8 | | 1206 | 61.9 | 5.0 | 39.6 | 149.9 | 3.00 | 66.4 | 146.8 | 57.1 | 0.00 | 442.3 | 0.0 | 0,00 | 9.43 | 0.42 | 2.33 | 1.16 |
| 20.-G6-6-2 | 23.02.94 | 11.70 | 7.42 | 20.2 | -10.0 | 1712 | 50.6 | 3.0 | 62.3 | 244.6 | 2.00 | 91.5 | 260.8 | 300.5 | 0.00 | 366.0 | 0.0 | 0.00 | 16.22 | 0.10 | 2.24 | 0.75 |
| 21.-G6-N8-1 | 24.02.94 | | 7.69 | 19.6 | -9.0 | 762 | 32.1 | 6.0 | 26.7 | 83.8 | 1.70 | 44.3 | 97.1 | 42.3 | 0.00 | 259.3 | 0.0 | 0.00 | 7.80 | 0.07 | -1.12 | 0.78 |
| 22.-G6-9 | 24.02.94 | | 7.28 | 19.1 | | 1107 | 53.7 | 2.5 | 34.8 | 126.2 | 0.00 | 65.3 | 145.7 | 59.9 | 0.00 | 388.9 | 0.0 | 0.00 | 9.73 | 0.22 | -2.76 | 1.09 |
| 23.-G6-N11-1 | 24.02.94 | 8.98 | 7.18 | 19.2 | | 1040 | 46.9 | 1.5 | 32.9 | 119.7 | 0.00 | 53.0 | 137.1 | 55.2 | 0.00 | 366.0 | 0.0 | 0.00 | 10.12 | 0.18 | -2.19 | 0.98 |
| 24.-G6-N24-1 | 24.02.94 | | 7.38 | 18.7 | | 950 | 37.0 | 1.7 | 32.0 | 112.5 | 0.00 | 47.4 | 121.4 | 54.5 | 0.06 | 355.5 | 0.0 | 1.86 | 9.52 | 0.04 | -3.29 | 0.79 |
| 25.-Vélez2 | 23.02.94 | | 8.04 | 19.9 | | 1186 | 79.3 | 13.1 | 29.8 | 101.9 | 18.10 | 100.9 | 137.0 | 2.0 | 8.30 | 427.0 | 0.0 | 10.81 | 11.05 | 0.61 | -2.32 | 1.78 |
| 26.-G6-19 | 23.02.94 | 5.63 | 7.40 | 16.7 | -10.0 | 1568 | 91.4 | 3.5 | 64.4 | 167.2 | 0.00 | 114.0 | 251.9 | 82.8 | 0.50 | 472.8 | 0.0 | 0.00 | 15.27 | 0.21 | 0.43 | 1.52 |
| 27.-G6-28 | 24.02.94 | 4.66 | 7.39 | 19.7 | -10.5 | 1088 | 39.1 | 2.5 | 35.6 | 130.1 | 0.00 | 55.8 | 134.9 | 54.5 | 0.00 | 388.9 | 0.0 | 0.00 | 13.80 | 0.15 | -1.97 | 0.78 |
| 28.-G6-30 | 24.02.94 | 3.32 | 7.35 | 20.1 | | 992 | 36.2 | 2.7 | 33.7 | 120.6 | 0.00 | 54.5 | 131.3 | 55.1 | 0.00 | 350.8 | 0.0 | 0.00 | 13.02 | 0.09 | -2.23 | 0.75 |
| 29.-G6-32 | 28.02.94 | | 7.41 | 19.1 | | 1084 | 44.5 | 1.8 | 32.9 | 124.1 | 0.00 | 57.7 | 129.9 | 53.5 | 0.00 | 373.6 | 0.0 | 0.50 | 13.68 | 0.08 | -1.97 | 0.92 |
| 30.-H6-1-1(S) | 24.02.94 | 0.12 | 7.29 | 19.6 | | 1004 | 35.6 | 0.9 | 31.8 | 119.2 | 0.26 | 53.3 | 125.1 | 49.0 | 0.00 | 366.0 | 0.0 | 0.81 | 13.07 | 0.13 | -3.55 | 0.75 |
| 31.-H6-5(S) | 23.02.94 | | 7.33 | 19.2 | | 1068 | 38.8 | 3.3 | 35.9 | 126.8 | 0.00 | 56.4 | 139.5 | 62.3 | 0.00 | 350.8 | 0.0 | 0.00 | 13.34 | 0.13 | -0.88 | 0.78 |
| 32.-P2-1 | 24.02.94 | 0.61 | 7.81 | 20.9 | -9.0 | 1045 | 34.9 | 4.7 | 35.5 | 135.5 | 0.00 | 51.3 | 114.1 | 32.9 | 0.00 | 449.9 | 0.0 | 0.00 | 13.36 | 0.13 | -1.77 | 0.69 |
| 33.-H6-12 | 24.02.94 | 0.07 | 8.04 | 17.7 | -10.0 | 987 | 54.9 | 5.6 | 30.2 | 113.5 | 0.00 | 70.1 | 102.8 | 16.1 | 0.00 | 411.8 | 0.0 | 0.00 | 11.33 | 0.25 | -2.05 | 1.18 |

*Resultados obtenidos en el muestreo de Febrero de 1994*

| PUNTO | FECHA | N.P. (m) | pH | T (°C) | Prof. Toma (m) | C.E. (microS/cm) | $Na^+$ (mg/l) | $K^+$ (mg/l) | $Mg^{2+}$ (mg/l) | $Ca^{2+}$ (mg/l) | $NH_4^-$ (mg/l) | $Cl^-$ (mg/l) | $SO_4^{2-}$ (mg/l) | $NO_3^-$ (mg/l) | $NO_2^-$ (mg/l) | $HCO_3^-$ (mg/l) | $CO_3^{2-}$ (mg/l) | $PO_4^{3-}$ (mg/l) | $SiO_2$ (mg/l) | B (mg/l) | E.B.I (%) | SAR |
|---|---|---|---|---|---|---|---|---|---|---|---|---|---|---|---|---|---|---|---|---|---|---|
| 34.-H6-14 | 24.02.94 | | 7.66 | 18.6 | -9.0 | 1857 | 154.9 | 7.1 | 56.7 | 159.9 | 0.00 | 220.0 | 173.9 | 62.6 | 0.00 | 388.9 | 0.0 | 0.00 | 12.59 | 0.14 | 6.40 | 2.68 |
| 35.-H6-16(P) | 28.02.94 | -0.45 | 6.91 | 19.1 | | 9300 | 1231.8 | 49.0 | 177.6 | 525.4 | 0.00 | 2884.0 | 494.3 | 103.5 | 0.00 | 427.0 | 0.0 | 0.00 | 11.58 | 0.25 | -2.37 | 11.86 |
| 36.-H6-17-1 | 28.02.94 | | 7.15 | 20.2 | -8.0 | 3420 | 407.1 | 36.4 | 66.3 | 226.2 | 0.00 | 783.6 | 315.8 | 82.8 | 0.00 | 442.3 | 0.0 | 0.00 | 11.58 | 0.24 | -2.59 | 6.12 |
| 37.-H6-18-1 | 28.02.94 | -0.57 | 7.15 | 18.0 | | 2900 | 155.7 | 6.3 | 92.7 | 333.2 | 0.00 | 430.9 | 445.6 | 312.0 | 0.00 | 373.6 | 0.0 | 0.00 | 9.91 | 0.16 | -2.20 | 1.94 |
| 38.-H6-20-1 | 28.02.94 | 0.10 | 8.12 | 15.5 | -3.5 | 1802 | 138.7 | 14.3 | 43.1 | 142.3 | 0.00 | 312.1 | 161.3 | 55.9 | 0.00 | 305.0 | 0.0 | 0.00 | 8.26 | 0.13 | -2.90 | 2.61 |
| 39.-H6-N20-2-1 | 28.02.94 | | 7.25 | 17.6 | -4.0 | 8810 | 803.0 | 40.5 | 136.8 | 338.0 | 0.00 | 1812.0 | 506.0 | 311.4 | 0.00 | 305.0 | 0.0 | 0.00 | 10.00 | 0.29 | -5.59 | 9.31 |
| 40.-S-152 | 28.02.94 | 0.05 | 8.12 | 19.7 | -5.5 | 15610 | 2816.5 | 123.5 | 252.0 | 153.3 | 0.00 | 5202.0 | 695.5 | 17.5 | 0.00 | 427.0 | 0.0 | 0.00 | 5.44 | 1.24 | -4.48 | 32.52 |
| 41.-S-16BIS | 28.02.94 | 0.41 | 7.32 | 17.4 | -2.5 | 4300 | 452.6 | 15.5 | 96.1 | 313.3 | 0.00 | 926.1 | 379.0 | 122.1 | 0.00 | 381.3 | 0.0 | 0.00 | 7.96 | 0.39 | 1.62 | 5.74 |
| 43.-H6-19-2 | 28.02.94 | 0.75 | 7.67 | 18.0 | -2.5 | 2230 | 122.9 | 3.0 | 59.4 | 260.8 | 0.00 | 223.9 | 395.2 | 278.2 | 0.00 | 297.4 | 0.0 | 0.00 | 9.84 | 0.14 | -1.23 | 1.79 |
| 44.-H6-21-3 | 28.02.94 | | 7.43 | 18.0 | -3.5 | 1761 | 93.1 | 10.7 | 47.8 | 199.1 | 0.39 | 150.6 | 301.6 | 145.2 | 0.00 | 366.0 | 0.0 | 0.00 | 9.80 | 0.00 | -1.77 | 1.54 |
| 45.-H6-N21-1-1 | 28.02.94 | | 7.46 | 15.9 | -3.0 | 2540 | 136.2 | 3.0 | 72.8 | 290.1 | 0.00 | 276.6 | 536.6 | 266.0 | 0.00 | 327.9 | 0.0 | 0.15 | 9.37 | 0.17 | -3.94 | 1.85 |

*Resultados obtenidos en el muestreo de Marzo de 1994*

| PUNTO | FECHA | N.P. (m) | pH | T (°C) | Prof. Toma (m) | C.E. (microS/cm) | $Na^+$ (mg/l) | $K^+$ (mg/l) | $Mg^{2+}$ (mg/l) | $Ca^{2+}$ (mg/l) | $NH_4^-$ (mg/l) | $Cl^-$ (mg/l) | $SO_4^{2-}$ (mg/l) | $NO_3^-$ (mg/l) | $NO_2^-$ (mg/l) | $HCO_3^-$ (mg/l) | $CO_3^{2-}$ (mg/l) | $PO_4^{3-}$ (mg/l) | $SiO_2$ (mg/l) | B (mg/l) | E.B.I. (%) | SAR |
|---|---|---|---|---|---|---|---|---|---|---|---|---|---|---|---|---|---|---|---|---|---|---|
| 01.-D4-N36-1 | 17.03.94 | | 7.67 | 18.6 | | 764 | 36.2 | 1.2 | 26.3 | 97.8 | 0.00 | 55.0 | 120.4 | 22.7 | 0.00 | 305.0 | 0.0 | 0.00 | 12.60 | 0.18 | -4.28 | 0.84 |
| 02.-D4-45(P) | 17.03.94 | | 7.47 | 17.2 | | 728 | 34.8 | 1.3 | 25.3 | 99.4 | 0.00 | 51.0 | 111.9 | 18.8 | 0.00 | 282.1 | 0.0 | 0.40 | 12.54 | 0.06 | -0.62 | 0.81 |
| 03.-E4-4 | 17.03.94 | 71.21 | 7.31 | 19.3 | -4.0 | 757 | 36.3 | 1.7 | 27.3 | 100.5 | 0.00 | 51.8 | 119.2 | 36.9 | 0.00 | 297.4 | 0.0 | 0.40 | 13.27 | 0.12 | -2.89 | 0.83 |
| 04.-Benamargosa | 17.03.94 | | 8.93 | 20.6 | | 696 | 34.4 | 1.7 | 21.8 | 66.7 | 3.54 | 45.4 | 101.4 | 11.7 | 0.00 | 137.3 | 26.3 | 0.31 | 7.50 | 0.11 | 1.11 | 0.94 |
| 05.-E5-8 | 17.03.94 | | 7.57 | 18.0 | | 812 | 36.4 | 1.4 | 24.6 | 79.3 | 0.00 | 48.9 | 107.1 | 21.0 | 0.07 | 205.9 | 0.0 | 0.03 | 11.94 | 0.12 | 1.85 | 0.92 |
| 06.-E5-19 | 17.03.94 | | 7.44 | 18.3 | | 835 | 32.5 | 1.4 | 26.6 | 99.0 | 0.00 | 51.0 | 113.6 | 22.3 | 0.00 | 297.4 | 0.0 | 0.09 | 12.87 | 0.10 | -2.61 | 0.75 |
| 07.-E5-24(S) | 17.03.94 | 44.79 | 7.31 | 19.5 | | 857 | 31.1 | 2.0 | 30.0 | 105.5 | 0.00 | 42.8 | 94.3 | 41.3 | 0.00 | 335.5 | 0.0 | 0.20 | 17.24 | 0.07 | -1.08 | 0.69 |
| 08.-F5-16 | 17.03.94 | 33.85 | 7.36 | 19.1 | | 927 | 33.1 | 1.0 | 30.8 | 112.0 | 0.00 | 50.5 | 113.8 | 55.4 | 0.40 | 343.1 | 0.0 | 0.04 | 15.43 | 0.00 | -3.68 | 0.71 |
| 09.-E6-11 | 17.03.94 | 46.19 | 7.87 | 14.9 | | 529 | 18.6 | 1.4 | 19.1 | 58.5 | 0.00 | 16.4 | 51.4 | 4.8 | 0.07 | 266.9 | 0.0 | 0.20 | 6.82 | 0.06 | -5.75 | 0.54 |
| 10.-Vélez1 | 17.03.94 | | 9.40 | 20.1 | | 357 | 12.8 | 1.5 | 16.3 | 26.5 | 0.00 | 11.9 | 41.7 | 0.8 | 0.00 | 99.1 | 30.0 | 0.51 | 1.45 | 0.06 | -8.20 | 0.48 |
| 11.-E6-22(S) | 17.03.94 | 32.81 | 7.83 | 18.9 | | 479 | 17.5 | 1.7 | 16.4 | 55.6 | 0.00 | 14.2 | 50.6 | 3.8 | 0.01 | 244.0 | 0.0 | 0.20 | 6.60 | 0.13 | -5.62 | 0.53 |
| 12.-F6-N1-3-1 | 28.03.94 | 27.37 | 7.62 | 18.3 | | 557 | 22.5 | 2.8 | 19.2 | 64.9 | 0.00 | 20.1 | 59.7 | 10.0 | 0.00 | 244.0 | 0.0 | 0.40 | 8.07 | 0.07 | -0.86 | 0.63 |
| 13.-F6-1-6 | 28.03.94 | | 7.52 | 17.9 | | 643 | 23.0 | 2.4 | 22.1 | 77.3 | 0.00 | 26.6 | 64.1 | 24.9 | 0.00 | 266.9 | 0.0 | 0.00 | 8.47 | 0.00 | -0.91 | 0.59 |
| 14.-P6-1 | 28.03.94 | 23.22 | 7.54 | 18.9 | -7.0 | 844 | 30.8 | 1.8 | 28.9 | 104.5 | 0.00 | 41.6 | 108.8 | 39.2 | 0.00 | 305.0 | 0.0 | 0.20 | 11.46 | 0.00 | -0.51 | 0.69 |
| 15.-F6-20-2 | 28.03.94 | | 7.26 | 19.2 | | 1336 | 42.8 | 0.9 | 54.0 | 154.5 | 0.00 | 83.6 | 190.5 | 114.9 | 0.00 | 366.0 | 0.0 | 0.91 | 18.58 | 0.00 | -0.50 | 0.76 |
| 16.-F6-24-1 | 24.03.94 | 16.85 | 7.35 | 19.1 | | 908 | 34.0 | 2.4 | 30.6 | 109.5 | 0.00 | 40.5 | 106.3 | 51.7 | 0.00 | 350.8 | 0.0 | 0.00 | 13.18 | 0.00 | -2.15 | 0.74 |
| 17.-F6-13-1 | 24.03.94 | 16.06 | 7.05 | 20.0 | -8.0 | 1582 | 67.0 | 4.0 | 57.9 | 195.1 | 0.00 | 81.2 | 258.1 | 124.0 | 0.02 | 503.3 | 0.0 | 0.62 | 11.26 | 0.06 | -1.13 | 1.08 |
| 18.-G6-2-3 | 28.03.94 | 15.84 | 7.43 | 19.6 | | 1038 | 44.7 | 5.2 | 38.2 | 130.3 | 0.00 | 50.1 | 135.3 | 78.5 | 0.00 | 350.8 | 0.0 | 0.31 | 14.19 | 0.00 | 2.07 | 0.89 |
| 19.-G6-5-2 | 24.03.94 | 12.76 | 7.10 | 19.9 | -7.0 | 1191 | 52.9 | 4.2 | 39.2 | 143.2 | 0.00 | 63.1 | 145.7 | 59.9 | 0.00 | 457.5 | 0.0 | 0.40 | 10.44 | 0.17 | -1.92 | 1.01 |
| 20.-G6-N6-2-1 | 28.03.94 | 12.32 | 7.07 | 20.2 | | 1740 | 50.8 | 2.0 | 61.9 | 227.2 | 0.00 | 95.6 | 249.9 | 307.6 | 0.00 | 373.6 | 0.0 | 0.71 | 19.00 | 0.00 | -0.78 | 0.77 |
| 21.-G6-N8-1 | 24.03.94 | | 8.32 | 20.6 | -7.0 | 632 | 32.3 | 2.2 | 26.8 | 48.5 | 0.00 | 36.9 | 92.3 | 35.6 | 0.00 | 183.0 | 0.0 | 0.20 | 4.04 | 0.06 | -3.57 | 0.92 |
| 22.-G6-9 | 21.03.94 | | 7.47 | 18.9 | | 1158 | 49.1 | 3.4 | 38.4 | 139.7 | 0.00 | 91.6 | 164.5 | 65.5 | 0.00 | 396.5 | 0.0 | 0.02 | 11.01 | 0.11 | -4.67 | 0.95 |
| 23.-G6-N11-1 | 28.03.94 | 10.09 | 7.36 | 18.9 | | 1079 | 47.2 | 2.4 | 37.4 | 126.0 | 0.00 | 56.9 | 155.3 | 64.9 | 0.00 | 350.8 | 0.0 | 0.51 | 13.24 | 0.00 | -0.68 | 0.95 |
| 24.-G6-N24-1 | 28.03.94 | | 7.37 | 18.9 | | 958 | 36.4 | 1.5 | 32.2 | 112.9 | 0.00 | 48.6 | 126.7 | 55.7 | 0.00 | 327.9 | 0.0 | 1.31 | 12.39 | 0.00 | -1.87 | 0.78 |
| 25.-Vélez2 | 21.03.94 | | 8.04 | 21.3 | | 1018 | 72.4 | 8.6 | 26.9 | 85.2 | 10.80 | 61.6 | 127.4 | 0.1 | 2.20 | 404.1 | 0.0 | 11.62 | 13.48 | 0.88 | -2.93 | 1.75 |
| 26.-G6-19 | 21.03.94 | 6.34 | 7.74 | 18.2 | -9.0 | 1725 | 61.6 | 2.1 | 67.7 | 205.8 | 0.00 | 105.4 | 262.3 | 182.3 | 0.40 | 526.1 | 0.0 | 0.10 | 13.71 | 0.05 | -3.72 | 0.95 |
| 27.-G6-28 | 24.03.94 | 5.36 | 7.30 | 19.9 | -9.5 | 1150 | 45.1 | 2.6 | 39.0 | 139.1 | 0.00 | 57.2 | 145.8 | 67.0 | 0.00 | 442.3 | 0.0 | 0.00 | 13.33 | 0.06 | -3.19 | 0.87 |
| 28.-G6-30 | 21.03.94 | 4.02 | 7.37 | 19.1 | | 1020 | 37.0 | 2.4 | 34.4 | 120.1 | 0.00 | 52.2 | 132.3 | 56.5 | 0.40 | 366.0 | 0.0 | 0.30 | 12.16 | 0.00 | -3.01 | 0.77 |
| 29.-G6-32 | 21.03.94 | | 7.29 | 19.6 | | 1087 | 40.4 | 2.2 | 37.0 | 135.6 | 0.00 | 57.3 | 137.2 | 61.2 | 0.60 | 396.5 | 0.0 | 0.20 | 12.79 | 0.02 | -1.48 | 0.79 |
| 30.-H6-1-1(S) | 21.03.94 | 1.20 | 7.24 | 19.3 | | 1036 | 45.1 | 2.2 | 35.2 | 128.6 | 0.00 | 54.9 | 131.5 | 51.3 | 0.00 | 396.5 | 0.0 | 0.40 | 12.14 | 0.02 | -1.23 | 0.91 |
| 31.-H6-5(S) | 28.03.94 | -0.23 | 7.41 | 18.7 | | 1186 | 54.4 | 3.1 | 38.6 | 143.0 | 0.00 | 65.7 | 157.5 | 57.8 | 0.00 | 427.0 | 0.0 | 0.10 | 12.25 | 0.16 | -1.19 | 1.04 |
| 32.-P2-1 | 24.03.94 | 0.81 | 7.26 | 20.6 | -9.5 | 1064 | 48.1 | 4.4 | 35.4 | 128.6 | 1.00 | 52.0 | 120.0 | 39.8 | 0.00 | 434.6 | 0.0 | 0.08 | 11.40 | 0.02 | -0.60 | 0.97 |
| 33.-H6-12 | 24.03.94 | -0.04 | 7.78 | 18.6 | -10.0 | 956 | 49.0 | 3.1 | 27.9 | 105.7 | 0.00 | 57.6 | 101.4 | 18.7 | 0.06 | 388.9 | 0.0 | 0.71 | 10.30 | 0.14 | -3.13 | 1.10 |

*Resultados obtenidos en el muestreo de Marzo de 1994*

| PUNTO | FECHA | N.P. (m) | pH | T (°C) | Prof. Toma (m) | C.E. (microS/cm) | $Na^+$ (mg/l) | $K^+$ (mg/l) | $Mg^{2+}$ (mg/l) | $Ca^{2+}$ (mg/l) | $NH_4^-$ (mg/l) | $Cl^-$ (mg/l) | $SO_4^{2-}$ (mg/l) | $NO_3^-$ (mg/l) | $NO_2^-$ (mg/l) | $HCO_3^-$ (mg/l) | $CO_3^{2-}$ (mg/l) | $PO_4^{3-}$ (mg/l) | $SiO_2$ (mg/l) | B (mg/l) | E.B.I (%) | SAR |
|---|---|---|---|---|---|---|---|---|---|---|---|---|---|---|---|---|---|---|---|---|---|---|
| 35.-H6-16(P) | 21.03.94 | -0.27 | 6.91 | 19.5 | | 8580 | 887.0 | 243.0 | 220.0 | 476.0 | 0.00 | 2460.0 | 550.0 | 131.0 | 0.00 | 457.5 | 0.0 | 0.00 | 11.00 | 0.14 | -2.15 | 8.43 |
| 36.-H6-17-1 | 21.03.94 | | 7.16 | 19.7 | | 4200 | 649.0 | 30.0 | 97.0 | 274.0 | 0.00 | 1099.0 | 360.3 | 73.0 | 0.00 | 480.5 | 0.0 | 0.00 | 10.47 | 0.17 | 3.15 | 8.58 |
| 37.-H6-18-1 | 21.03.94 | -1.69 | 7.08 | 17.8 | | 3050 | 225.0 | 22.0 | 109.0 | 387.0 | 0.00 | 500.0 | 459.0 | 329.0 | 0.00 | 396.5 | 0.0 | 0.00 | 10.07 | 0.02 | 4.27 | 2.60 |
| 38.-H6-20-1 | 21.03.94 | 0.05 | 7.98 | 17.2 | -3.5 | 1012 | 58.2 | 6.1 | 31.8 | 103.1 | 5.40 | 68.1 | 116.7 | 22.6 | 2.00 | 273.6 | 0.0 | 3.74 | 7.93 | 0.18 | 7.53 | 1.29 |
| 39.-H6-N20-2-1 | 21.03.94 | | 7.63 | 15.1 | -4.5 | 4720 | 511.0 | 5.0 | 124.0 | 303.0 | 0.00 | 1029.0 | 423.0 | 299.0 | 0.00 | 305.0 | 0.0 | 0.00 | 9.82 | 0.12 | 0.02 | 6.25 |
| 40.-S-152 | 21.03.94 | 0.04 | 8.32 | 19.2 | -5.5 | 7950 | 1384.0 | 37.0 | 120.0 | 75.0 | 0.00 | 2002.0 | 429.0 | 15.5 | 0.00 | 343.1 | 0.0 | 0.00 | 4.79 | 0.81 | 2.38 | 23.07 |
| 41.-S-16BIS | 21.03.94 | 0.20 | 7.09 | 18.2 | -3.0 | 4570 | 525.0 | 17.0 | 121.0 | 385.0 | 0.00 | 1185.0 | 432.8 | 181.4 | 0.00 | 411.8 | 0.0 | 0.00 | 8.03 | 0.18 | 0.31 | 5.98 |
| 43.-H6-19-2 | 21.03.94 | 0.25 | 7.31 | 17.7 | -2.5 | 2560 | 143.0 | 6.0 | 71.0 | 289.0 | 0.00 | 286.7 | 428.8 | 301.5 | 0.00 | 327.9 | 0.0 | 0.00 | 9.20 | 0.07 | -1.15 | 1.95 |
| 44.-H6-21-3 | 21.03.94 | | 7.35 | 18.5 | -3.5 | 1945 | 110.0 | 4.0 | 60.0 | 235.0 | 0.00 | 162.1 | 362.5 | 198.6 | 0.00 | 373.6 | 0.0 | 0.00 | 9.10 | 0.08 | 0.24 | 1.66 |
| 45.-H6-N21-1-1 | 21.03.94 | | 7.30 | 17.2 | -3.5 | 3360 | 220.0 | 11.0 | 104.0 | 396.0 | 0.00 | 568.0 | 564.0 | 306.0 | 0.00 | 335.5 | 0.0 | 0.00 | 8.82 | 0.08 | -0.04 | 2.54 |
| 46.-H6-18-3 | 21.03.94 | | 7.02 | 20.2 | | 3810 | 238.0 | 20.0 | 111.0 | 447.0 | 0.00 | 732.0 | 371.0 | 310.0 | 0.00 | 396.5 | 0.0 | 0.00 | 10.94 | 0.04 | 2.96 | 2.61 |

*Resultados obtenidos en el muestreo de Abril de 1994*

| PUNTO | FECHA | N.P. (m) | pH | T (°C) | Prof. Toma (m) | C.E. (microS/cm) | $Na^+$ (mg/l) | $K^+$ (mg/l) | $Mg^{2+}$ (mg/l) | $Ca^{2+}$ (mg/l) | $NH_4^-$ (mg/l) | $Cl^-$ (mg/l) | $SO_4^{2-}$ (mg/l) | $NO_3^-$ (mg/l) | $NO_2^-$ (mg/l) | $HCO_3^-$ (mg/l) | $CO_3^{2-}$ (mg/l) | $PO_4^{3-}$ (mg/l) | $SiO_2$ (mg/l) | B (mg/l) | E.B.I. (%) | SAR |
|---|---|---|---|---|---|---|---|---|---|---|---|---|---|---|---|---|---|---|---|---|---|---|
| 01.-D4-N36-1 | 21.04.94 | 106.58 | 7.48 | 17.4 | | 887 | 42.3 | 5.5 | 26.6 | 102.8 | 0.00 | 52.1 | 118.0 | 18.1 | 0.10 | 274.5 | 0.0 | 1.11 | 10.00 | 0.03 | 3.21 | 0.96 |
| 02.-D4-45(P) | 21.04.94 | 95.12 | 7.44 | 17.4 | | 798 | 37.1 | 2.9 | 24.6 | 94.2 | 0.00 | 46.7 | 108.7 | 15.8 | 0.07 | 274.5 | 0.0 | 0.91 | 9.50 | 0.04 | 0.45 | 0.88 |
| 03.-E4-4 | 21.04.94 | 70.97 | 7.41 | 17.9 | -4.0 | 846 | 41.1 | 2.5 | 27.1 | 100.0 | 0.00 | 46.3 | 114.2 | 19.8 | 0.20 | 320.3 | 0.0 | 0.91 | 10.00 | 0.06 | -1.02 | 0.94 |
| 04.-Benamargosa | 21.04.94 | | 9.24 | 19.2 | | 717 | 37.0 | 3.0 | 23.6 | 73.6 | 0.00 | 77.8 | 101.4 | 10.4 | 0.00 | 122.0 | 30.0 | 1.11 | 8.60 | 0.08 | -1.17 | 0.96 |
| 05.-E5-8 | 21.04.94 | 53.08 | 7.41 | 18.0 | | 833 | 41.3 | 3.8 | 26.6 | 98.3 | 0.00 | 59.1 | 113.2 | 19.6 | 0.30 | 289.8 | 0.0 | 0.20 | 10.00 | 0.09 | -0.61 | 0.95 |
| 06.-E5-19 | 21.04.94 | | 7.40 | 17.4 | | 840 | 31.9 | 2.0 | 28.0 | 101.1 | 0.00 | 48.8 | 115.3 | 19.7 | 0.00 | 298.9 | 0.0 | 0.30 | 10.00 | 0.08 | -1.16 | 0.72 |
| 07.-E5-24(S) | 21.04.94 | 41.34 | 7.37 | 19.6 | | 858 | 28.3 | 0.6 | 27.1 | 95.6 | 0.00 | 38.1 | 87.6 | 28.6 | 0.00 | 317.2 | 0.0 | 0.61 | 12.21 | 0.04 | -1.86 | 0.66 |
| 08.-F5-16 | 21.04.94 | 33.17 | 7.34 | 19.1 | | 884 | 29.7 | 3.4 | 30.2 | 108.3 | 0.70 | 57.3 | 108.4 | 35.5 | 0.00 | 317.2 | 0.0 | 1.21 | 12.01 | 0.03 | -1.79 | 0.65 |
| 09.-E6-11 | 21.04.94 | 44.50 | 7.73 | 16.0 | | 544 | 18.4 | 2.6 | 20.1 | 61.9 | 0.00 | 15.9 | 49.2 | 5.5 | 0.00 | 256.2 | 0.0 | 0.10 | 5.60 | 0.04 | -1.33 | 0.52 |
| 10.-Vélez1 | 21.04.94 | | 9.07 | 20.9 | | 455 | 32.7 | 8.2 | 20.8 | 48.9 | 0.85 | 61.3 | 56.4 | 0.5 | 0.00 | 152.5 | 12.0 | 1.41 | 3.00 | 0.05 | 0.16 | 0.99 |
| 11.-E6-22(S) | 21.04.94 | 31.10 | 7.72 | 19.1 | | 507 | 19.2 | 1.6 | 17.8 | 58.3 | 0.40 | 12.9 | 52.5 | 5.3 | 0.00 | 237.9 | 0.0 | 0.10 | 6.33 | 0.04 | -1.59 | 0.56 |
| 12.-F6-1-3 | 21.04.94 | 27.30 | 7.66 | 18.0 | | 550 | 21.1 | 2.4 | 18.7 | 61.8 | 0.90 | 17.1 | 59.4 | 8.0 | 0.00 | 244.0 | 0.0 | 0.51 | 7.83 | 0.07 | -1.71 | 0.60 |
| 13.-F6-1-6 | 21.04.94 | | 7.62 | 17.8 | | 584 | 22.3 | 3.1 | 19.6 | 66.0 | 0.30 | 17.9 | 65.0 | 12.4 | 0.00 | 237.9 | 0.0 | 0.00 | 8.03 | 0.05 | 0.12 | 0.62 |
| 14.-P6-1 | 21.04.94 | 23.42 | 7.49 | 19.1 | -7.0 | 874 | 32.3 | 2.1 | 29.4 | 102.8 | 0.70 | 34.4 | 111.9 | 37.8 | 0.00 | 305.0 | 0.0 | 0.81 | 11.41 | 0.06 | 0.76 | 0.72 |
| 15.-F6-20-2 | 29.04.94 | | 7.22 | 19.1 | | 1354 | 46.0 | 1.4 | 54.6 | 144.0 | 0.02 | 73.6 | 189.0 | 93.8 | 0.00 | 390.4 | 0.0 | 0.34 | 18.30 | 0.02 | -0.75 | 0.83 |
| 16.-F6-24-2 | 29.04.94 | 20.75 | 7.17 | 18.6 | | 975 | 36.5 | 2.5 | 33.1 | 118.9 | 0.00 | 49.5 | 120.9 | 64.3 | 0.20 | 323.3 | 0.0 | 0.20 | 12.87 | 0.05 | 0.26 | 0.76 |
| 17.-F6-13-1 | 29.04.94 | 17.32 | 6.96 | 18.7 | -7.0 | 1379 | 61.4 | 4.0 | 45.8 | 160.6 | 1.60 | 63.5 | 185.6 | 113.0 | 0.30 | 457.5 | 0.0 | 0.30 | 10.71 | 0.14 | -1.15 | 1.10 |
| 18.-G6-2-3 | 29.04.94 | 16.96 | 7.36 | 19.7 | | 1055 | 37.5 | 1.7 | 40.1 | 127.3 | 0.29 | 50.6 | 138.9 | 78.8 | 0.03 | 347.7 | 0.0 | 0.40 | 13.73 | 0.05 | 0.23 | 0.74 |
| 19.-G6-5-2 | 29.04.94 | 11.36 | 6.99 | 19.6 | | 1423 | 65.8 | 5.2 | 46.6 | 171.2 | 0.00 | 79.7 | 184.3 | 74.1 | 0.20 | 481.9 | 0.0 | 0.20 | 11.10 | 0.26 | 0.62 | 1.15 |
| 20.-G6-N6-2-1 | 26.04.94 | 14.51 | 7.02 | 21.3 | | 1725 | 51.7 | 4.7 | 58.7 | 214.6 | 0.40 | 89.1 | 239.1 | 257.8 | 0.50 | 359.9 | 0.0 | 3.13 | 18.25 | 0.05 | 1.04 | 0.81 |
| 21.-G6-N8-1 | 26.04.94 | | 8.04 | 19.1 | -6.0 | 608 | 34.4 | 2.1 | 25.2 | 51.5 | 0.90 | 36.5 | 90.1 | 24.9 | 1.10 | 176.9 | 0.0 | 1.82 | 4.66 | 0.04 | 0.10 | 0.98 |
| 22.-G6-9 | 26.04.94 | | 7.21 | 19.2 | | 1139 | 54.3 | 3.5 | 38.5 | 133.6 | 0.00 | 71.0 | 171.9 | 61.7 | 0.30 | 359.9 | 0.0 | 1.72 | 10.65 | 0.16 | -0.80 | 1.07 |
| 23.-G6-N11-1 | 29.04.94 | 11.34 | 7.12 | 19.5 | | 1130 | 52.9 | 2.4 | 40.6 | 134.5 | 0.00 | 70.5 | 183.5 | 72.6 | 0.30 | 353.8 | 0.0 | 0.10 | 11.35 | 0.16 | -1.48 | 1.03 |
| 24.-G6-N24-1 | 29.04.94 | | 7.28 | 18.3 | | 963 | 41.1 | 3.7 | 33.6 | 115.3 | 0.80 | 55.1 | 131.9 | 51.9 | 0.20 | 323.3 | 0.0 | 0.03 | 10.81 | 0.10 | 0.02 | 0.87 |
| 25.-Vélez2 | 26.04.94 | | 7.91 | 23.2 | | 1035 | 67.5 | 16.7 | 28.5 | 94.5 | 8.40 | 63.7 | 112.1 | 3.8 | 2.00 | 430.1 | 0.0 | 9.90 | 12.92 | 0.42 | -1.78 | 1.56 |
| 26.-G6-19 | 26.04.94 | 7.29 | 6.91 | 19.9 | -8.0 | 1834 | 27.8 | 1.0 | 36.6 | 94.4 | 0.00 | 37.3 | 117.8 | 93.0 | 0.00 | 475.8 | 0.0 | 1.11 | 13.28 | 0.19 | -17.68 | 0.62 |
| 27.-G6-28 | 26.04.94 | 6.31 | 7.17 | 19.2 | -9.0 | 1073 | 47.2 | 2.3 | 36.7 | 127.8 | 0.80 | 51.7 | 141.9 | 54.7 | 0.07 | 384.3 | 0.0 | 0.00 | 12.06 | 0.15 | -0.18 | 0.95 |
| 28.-G6-30 | 26.04.94 | 5.16 | 7.33 | 18.9 | | 1027 | 43.7 | 1.6 | 35.6 | 119.4 | 0.00 | 55.1 | 142.0 | 53.9 | 0.00 | 347.7 | 0.0 | 1.31 | 11.17 | 0.12 | -1.14 | 0.90 |
| 29.-G6-32 | 26.04.94 | | 7.19 | 19.3 | | 1216 | 49.0 | 2.1 | 42.0 | 151.5 | 0.00 | 57.6 | 163.8 | 72.8 | 0.20 | 420.9 | 0.0 | 0.20 | 12.56 | 0.16 | 0.33 | 0.91 |
| 30.-H6-1-1(P) | 26.04.94 | 2.15 | 7.28 | 20.6 | -11.0 | 1171 | 57.3 | 2.8 | 38.3 | 142.1 | 0.00 | 63.5 | 146.9 | 57.9 | 0.50 | 445.3 | 0.0 | 1.62 | 11.14 | 0.26 | -1.11 | 1.10 |
| 31.-H6-5(S) | 26.04.94 | 1.38 | 7.22 | 19.1 | | 1089 | 47.0 | 3.2 | 38.3 | 130.4 | 0.00 | 74.6 | 149.7 | 59.8 | 0.20 | 378.2 | 0.0 | 1.52 | 11.49 | 0.13 | -2.50 | 0.93 |
| 32.-P2-1 | 24.04.94 | 0.70 | 7.09 | 19.4 | -10.0 | 1063 | 36.7 | 4.2 | 38.1 | 137.6 | 1.20 | 52.2 | 124.3 | 37.5 | 0.30 | 436.2 | 0.0 | 1.01 | 11.34 | 0.11 | -0.21 | 0.71 |
| 33.-H6-12 | 24.04.94 | 0.20 | 7.53 | 18.7 | -10.0 | 1112 | 43.7 | 3.2 | 32.8 | 123.4 | 0.13 | 63.2 | 128.6 | 34.1 | 0.10 | 381.3 | 0.0 | 0.09 | 9.80 | 0.21 | -1.88 | 0.90 |

*Resultados obtenidos en el muestreo de Abril de 1994*

| PUNTO | FECHA | N.P. (m) | pH | T (°C) | Prof. Toma (m) | C.E. (microS/cm) | $Na^+$ (mg/l) | $K^+$ (mg/l) | $Mg^{2+}$ (mg/l) | $Ca^{2+}$ (mg/l) | $NH_4^-$ (mg/l) | $Cl^-$ (mg/l) | $SO_4^{2-}$ (mg/l) | $NO_3^-$ (mg/l) | $NO_2^-$ (mg/l) | $HCO_3^-$ (mg/l) | $CO_3^{2-}$ (mg/l) | $PO_4^{3-}$ (mg/l) | $SiO_2$ (mg/l) | B (mg/l) | E.B.I. (%) | SAR |
|---|---|---|---|---|---|---|---|---|---|---|---|---|---|---|---|---|---|---|---|---|---|---|
| 35.-H6-16(P) | 26.04.94 | -0.23 | 6.81 | 19.2 | | 10170 | 797.5 | 30.5 | 188.0 | 487.0 | 0.00 | 1902.5 | 494.0 | 100.0 | 0.00 | 408.7 | 0.0 | 0.00 | 10.48 | 0.20 | 2.02 | 7.78 |
| 36.-H6-17-1 | 24.04.94 | | 7.02 | 19.1 | -7.0 | 2900 | 180.6 | 14.2 | 63.2 | 208.7 | 0.00 | 399.0 | 259.6 | 72.0 | 0.00 | 448.4 | 0.0 | 0.00 | 10.84 | 0.21 | -2.73 | 2.81 |
| 37.-H6-18-1 | 26.04.94 | -0.19 | 7.13 | 17.9 | | 3050 | 126.8 | 32.6 | 79.4 | 261.0 | 0.00 | 288.7 | 338.9 | 219.0 | 0.00 | 372.1 | 0.0 | 0.00 | 8.02 | 0.17 | 2.12 | 1.76 |
| 38.-H6-20-1 | 24.04.94 | 0.00 | 8.07 | 17.4 | -3.5 | 1236 | 79.9 | 12.7 | 33.4 | 104.1 | 14.20 | 97.5 | 138.6 | 0.2 | 0.50 | 463.6 | 0.0 | 10.51 | 13.05 | 0.70 | -2.79 | 1.74 |
| 39.-H6-N20-2-1 | 24.04.94 | | 7.12 | 17.5 | -4.0 | 7360 | 1310.0 | 11.0 | 96.6 | 228.6 | 0.00 | 2485.0 | 609.0 | 258.0 | 0.00 | 359.9 | 0.0 | 0.00 | 8.66 | 0.36 | -9.57 | 18.32 |
| 40.-S-152 | 24.04.94 | -0.04 | 8.13 | 18.5 | -5.5 | 11720 | 1500.0 | 35.6 | 64.4 | 46.2 | 0.00 | 2705.0 | | | 0.00 | 463.6 | 0.0 | 0.00 | 5.04 | 1.23 | -6.43 | 33.46 |
| 41.-S-16BIS | 24.04.94 | 0.13 | 7.09 | 18.2 | -3.0 | 4020 | 262.7 | 19.4 | 73.6 | 227.5 | 0.00 | 559.8 | 247.7 | 88.0 | 0.60 | 420.9 | 0.0 | 1.21 | 7.66 | 0.22 | 0.09 | 3.87 |
| 43.-H6-19-2 | 24.04.94 | 0.04 | 7.38 | 18.6 | -2.5 | 2570 | 145.3 | 7.7 | 91.5 | 363.9 | 0.00 | 242.4 | 524.1 | 353.7 | 1.30 | 286.7 | 0.0 | 6.77 | 8.70 | 0.14 | 6.66 | 1.76 |
| 44.-H6-21-3 | 24.04.94 | | 7.38 | 18.2 | -3.5 | 1903 | 107.4 | 6.2 | 64.4 | 241.8 | 0.00 | 166.0 | 342.0 | 166.0 | 0.60 | 378.2 | 0.0 | 2.83 | 8.32 | 0.19 | 3.50 | 1.59 |
| 45.-H6-N21-1-1 | 24.04.94 | | 7.50 | 16.8 | -3.5 | 3210 | 216.0 | 21.1 | 119.3 | 462.4 | 0.00 | 518.5 | 569.9 | 283.6 | 2.10 | 323.3 | 0.0 | 3.64 | 8.33 | 0.17 | 8.09 | 2.32 |
| 46.-H6-18-3 | 26.04.94 | | 6.91 | 20.1 | | 4110 | 169.3 | 9.8 | 83.0 | 328.8 | 0.00 | 609.3 | 356.1 | 204.3 | 2.00 | 427.0 | 0.0 | 7.07 | 10.31 | 0.16 | -6.22 | 2.16 |

*Resultados obtenidos en el muestreo de Mayo de 1994*

| PUNTO | FECHA | N.P. (m) | pH | T (°C) | Prof. Toma (m) | C.E. (microS/cm) | $Na^+$ (mg/l) | $K^+$ (mg/l) | $Mg^{2+}$ (mg/l) | $Ca^{2+}$ (mg/l) | $NH_4^-$ (mg/l) | $Cl^-$ (mg/l) | $SO_4^{2-}$ (mg/l) | $NO_3^-$ (mg/l) | $NO_2^-$ (mg/l) | $HCO_3^-$ (mg/l) | $CO_3^{2-}$ (mg/l) | $PO_4^{3-}$ (mg/l) | $SiO_2$ (mg/l) | B (mg/l) | E.B.I. (%) | SAR |
|---|---|---|---|---|---|---|---|---|---|---|---|---|---|---|---|---|---|---|---|---|---|---|
| 01.-D4-N36-1 | 27.05.94 | 104.35 | 7.39 | 18.2 | | 821 | 37.2 | 1.6 | 26.8 | 100.4 | 0.00 | 45.5 | 119.0 | 15.6 | 0.00 | 286.7 | 0.0 | 0.10 | 9.14 | 0.08 | 0.92 | 0.85 |
| 02.-D4-45(P) | 27.05.94 | 93.57 | 7.34 | 18.2 | | 800 | 35.9 | 1.7 | 26.8 | 98.9 | 0.04 | 43.2 | 114.2 | 15.6 | 0.01 | 274.5 | 0.0 | 0.71 | 9.61 | 0.06 | 2.34 | 0.83 |
| 03.-E4-4 | 27.05.94 | 68.21 | 7.42 | 19.9 | -7.5 | 828 | 38.8 | 1.6 | 27.9 | 101.9 | 0.00 | 44.1 | 117.3 | 18.9 | 0.00 | 298.9 | 0.0 | 0.90 | 9.86 | 0.09 | 1.21 | 0.88 |
| 05.-E5-8 | 27.05.94 | 49.83 | 7.40 | 18.6 | | 833 | 37.1 | 1.9 | 27.4 | 97.7 | 0.00 | 44.7 | 115.8 | 19.5 | 0.00 | 298.9 | 0.0 | 5.05 | 9.84 | 0.08 | -0.53 | 0.85 |
| 06.-E5-19 | 27.05.94 | | 7.36 | 18.2 | | 847 | 39.4 | 1.5 | 32.0 | 95.9 | 0.20 | 43.3 | 117.5 | 19.6 | 0.00 | 298.9 | 0.0 | 0.22 | 9.76 | 0.08 | 1.65 | 0.89 |
| 07.-E5-24(S) | 27.05.94 | 39.39 | 7.32 | 20.6 | | 846 | 35.2 | 1.3 | 34.1 | 95.8 | 0.00 | 46.3 | 102.8 | 33.9 | 0.00 | 311.1 | 0.0 | 1.30 | 11.85 | 0.05 | 0.32 | 0.79 |
| 08.-F5-16 | 27.05.94 | 31.92 | 7.29 | 18.6 | | 892 | 35.2 | 1.0 | 34.5 | 106.1 | 0.00 | 50.7 | 115.8 | 37.8 | 0.01 | 323.3 | 0.0 | 0.62 | 11.45 | 0.08 | -0.31 | 0.76 |
| 09.-E6-11 | 27.05.94 | 42.48 | 7.66 | 17.2 | -14.0 | 568 | 24.6 | 1.3 | 21.3 | 63.0 | 0.00 | 17.6 | 58.5 | 4.6 | 0.00 | 274.5 | 0.0 | 0.22 | 5.43 | 0.07 | -2.35 | 0.68 |
| 11.-E6-22(S) | 27.05.94 | 29.22 | 7.70 | 19.0 | | 532 | 22.0 | 1.6 | 19.1 | 61.1 | 0.00 | 14.0 | 42.7 | 5.0 | 0.00 | 244.0 | 0.0 | 0.22 | 4.79 | 0.06 | 2.31 | 0.63 |
| 12.-F6-1-3 | 30.05.94 | 25.56 | 7.71 | 17.9 | | 560 | 26.1 | 3.1 | 19.6 | 65.0 | 1.00 | 22.1 | 63.0 | 11.3 | 0.00 | 250.1 | 0.0 | 0.40 | 5.63 | 0.06 | -0.73 | 0.73 |
| 13.-F6-1-6 | 30.05.94 | | 7.56 | 18.0 | | 674 | 27.1 | 2.1 | 23.5 | 81.0 | 0.00 | 26.5 | 73.5 | 34.4 | 0.00 | 268.4 | 0.0 | 0.12 | 6.42 | 0.06 | -0.18 | 0.68 |
| 14.-P6-1 | 27.05.94 | 22.96 | 7.57 | 19.6 | -8.0 | 898 | 37.3 | 2.2 | 28.5 | 103.0 | 0.00 | 48.9 | 116.5 | 40.1 | 0.00 | 323.3 | 0.0 | 0.40 | 9.11 | 0.07 | -3.11 | 0.84 |
| 16.-F6-24-2 | 30.05.94 | 17.69 | 7.11 | 19.2 | | 1190 | 44.2 | 2.4 | 43.4 | 149.4 | 0.00 | 61.6 | 162.4 | 109.4 | 0.00 | 372.1 | 0.0 | 0.40 | 11.15 | 0.05 | 0.10 | 0.82 |
| 17.-F6-13-1 | 30.05.94 | 17.81 | 7.02 | 19.5 | -7.0 | 1908 | 65.3 | 2.5 | 56.0 | 163.5 | 0.00 | 67.8 | 207.0 | 130.2 | 0.00 | 433.1 | 0.0 | 0.40 | 7.87 | 0.12 | 0.79 | 1.12 |
| 18.-G6-2-3 | 30.05.94 | 17.29 | 7.36 | 20.1 | | 1102 | 42.0 | 1.2 | 44.8 | 125.3 | 0.00 | 60.4 | 150.9 | 91.5 | 0.00 | 347.7 | 0.0 | 1.21 | 10.89 | 0.04 | -0.94 | 0.82 |
| 19.-G6-5-2 | 30.05.94 | 14.51 | 7.10 | 20.2 | -6.0 | 1387 | 77.5 | 3.3 | 48.0 | 168.2 | 0.00 | 71.1 | 197.6 | 78.3 | 0.00 | 500.2 | 0.0 | 0.53 | 7.77 | 0.29 | 0.69 | 1.36 |
| 20.-G6-6-2 | 30.05.94 | 14.77 | 7.05 | 20.9 | -7.0 | 1822 | 58.8 | 3.2 | 69.5 | 250.3 | 0.00 | 98.7 | 265.5 | 326.6 | 0.50 | 390.4 | 0.0 | 0.68 | 14.55 | 0.05 | 2.09 | 0.85 |
| 21.-G6-N8-1 | 30.05.94 | | 8.45 | 19.1 | -6.0 | 525 | 34.5 | 1.5 | 26.0 | 32.3 | 1.40 | 35.8 | 84.8 | 8.4 | 0.50 | 176.9 | 0.0 | 0.62 | 2.14 | 0.04 | -4.06 | 1.10 |
| 22.-G6-9 | 30.05.94 | | 7.13 | 19.3 | | 1173 | 55.7 | 2.4 | 42.1 | 140.1 | 0.00 | 68.5 | 178.0 | 64.0 | 0.00 | 396.5 | 0.0 | 0.81 | 7.83 | 0.17 | -0.88 | 1.06 |
| 23.-G6-N11-1 | 30.05.94 | 11.28 | 7.20 | 18.6 | | 1120 | 48.6 | 1.3 | 39.8 | 135.7 | 0.00 | 59.9 | 171.6 | 65.1 | 0.00 | 366.0 | 0.0 | 0.62 | 8.11 | 0.12 | -0.48 | 0.94 |
| 25.-Vélez2 | 24.05.94 | | 8.21 | 31.2 | | 1308 | 71.5 | 11.5 | 42.2 | 137.2 | 3.00 | 74.2 | 159.5 | 21.7 | 4.12 | 549.0 | 0.0 | 1.05 | 14.10 | 0.50 | -3.34 | 1.37 |
| 26.-G6-19 | 24.05.94 | 7.59 | 6.92 | 20.3 | -8.0 | 1824 | 62.7 | 2.2 | 69.1 | 236.2 | 0.00 | 92.0 | 277.7 | 232.0 | 0.74 | 494.1 | 0.0 | 2.88 | 12.56 | 0.15 | 0.06 | 0.92 |
| 27.-G6-28 | 24.05.94 | 6.37 | 7.17 | 19.6 | -9.0 | 1071 | 49.3 | 2.6 | 37.6 | 127.2 | 0.00 | 43.0 | 114.3 | 45.9 | 0.00 | 384.3 | 0.0 | 2.94 | 11.75 | 0.14 | 4.57 | 0.99 |
| 28.-G6-N30-1 | 24.05.94 | 4.92 | 7.30 | 18.9 | | 1034 | 35.9 | 1.8 | 37.2 | 124.8 | 0.00 | 58.1 | 145.6 | 56.4 | 0.00 | 335.5 | 0.0 | 2.85 | 11.04 | 0.10 | -0.84 | 0.72 |
| 29.-G6-32 | 24.05.94 | | 7.15 | 19.5 | | 1127 | 39.1 | 1.7 | 39.8 | 137.2 | 0.00 | 59.4 | 150.7 | 66.1 | 0.00 | 384.3 | 0.0 | 0.00 | 11.25 | 0.12 | -1.30 | 0.76 |
| 30.-H6-1-1(S) | 30.05.94 | 2.26 | 7.24 | 19.2 | | 1083 | 48.1 | 2.3 | 42.0 | 126.2 | 0.03 | 46.7 | 147.9 | 57.7 | 0.00 | 378.2 | 0.0 | 0.22 | 10.74 | 0.13 | 1.62 | 0.95 |
| 31.-H6-5(S) | 30.05.94 | | 7.21 | 19.6 | | 1143 | 55.7 | 3.2 | 38.7 | 140.2 | 0.02 | 49.0 | 149.3 | 62.0 | 0.00 | 390.4 | 0.0 | 0.22 | 11.08 | 0.11 | 3.24 | 1.07 |
| 32.-P2-1 | 29.05.94 | 1.15 | 7.00 | 19.5 | -9.0 | 1087 | 45.1 | 0.5 | 44.0 | 133.1 | 0.00 | 48.7 | 130.8 | 49.0 | 0.00 | 420.9 | 0.0 | 0.40 | 11.34 | 0.01 | 1.87 | 0.87 |
| 33.-H6-12 | 29.05.94 | 0.44 | 7.74 | 19.3 | -10.0 | 1124 | 56.0 | 3.7 | 37.5 | 139.0 | 0.00 | 65.7 | 154.2 | 34.5 | 0.00 | 402.6 | 0.0 | 0.22 | 9.58 | 0.13 | 1.34 | 1.09 |

*Resultados obtenidos en el muestreo de Mayo de 1994*

| PUNTO | FECHA | N.P. (m) | pH | T (°C) | Prof. Toma (m) | C.E. (microS/cm) | $Na^+$ (mg/l) | $K^+$ (mg/l) | $Mg^{2+}$ (mg/l) | $Ca^{2+}$ (mg/l) | $NH_4^-$ (mg/l) | $Cl^-$ (mg/l) | $SO_4^{2-}$ (mg/l) | $NO_3^-$ (mg/l) | $NO_2^-$ (mg/l) | $HCO_3^-$ (mg/l) | $CO_3^{2-}$ (mg/l) | $PO_4^{3-}$ (mg/l) | $SiO_2$ (mg/l) | B (mg/l) | E.B.L (%) | SAR |
|---|---|---|---|---|---|---|---|---|---|---|---|---|---|---|---|---|---|---|---|---|---|---|
| 35.-H6-16(P) | 24.05.94 | -0.03 | 6.85 | 19.1 | | 7630 | 993.0 | 12.5 | 182.0 | 499.0 | 0.00 | 1748.5 | 339.0 | 102.5 | 0.00 | 408.7 | 0.0 | 12.09 | 9.03 | 0.12 | 12.59 | 9.67 |
| 36.-H6-17-1 | 24.05.94 | | 7.03 | 19.6 | | 3050 | 406.0 | 4.2 | 78.7 | 180.5 | 0.00 | 474.7 | 222.5 | 56.2 | 0.80 | 475.8 | 0.0 | 4.62 | 8.71 | 0.14 | 10.84 | 6.35 |
| 37.-H6-18-1 | 24.05.94 | -0.30 | 7.01 | 18.4 | | 3090 | 169.6 | 5.3 | 115.5 | 327.0 | 0.20 | 365.0 | 327.0 | 216.0 | 0.00 | 378.2 | 0.0 | 0.00 | 7.96 | 0.06 | 10.90 | 2.05 |
| 38.-H6-20-1 | 29.05.94 | -0.03 | 8.42 | 22.2 | -3.5 | 1084 | 63.3 | 1.9 | 40.8 | 112.1 | 0.00 | 79.6 | 163.2 | 44.8 | 0.00 | 317.2 | 0.0 | 1.27 | 10.48 | 0.03 | 0.80 | 1.30 |
| 39.-H6-N20-2- | 24.05.94 | | 8.08 | 17.8 | -4.5 | 6080 | 548.5 | 56.0 | 174.0 | 434.0 | 7.00 | 1125.5 | 347.5 | 214.5 | 10.00 | 280.6 | 0.0 | 12.09 | 8.26 | 0.15 | 13.21 | 5.63 |
| 40.-S-152 | 29.05.94 | 0.04 | 7.82 | 19.2 | -4.0 | 2510 | 581.6 | 12.0 | 31.9 | 26.9 | 0.00 | 591.0 | 164.0 | 16.7 | 0.00 | 439.2 | 0.0 | 1.01 | 3.49 | 0.44 | 3.53 | 17.96 |
| 41.-S-16BIS | 29.05.94 | 0.05 | 7.06 | 19.6 | -3.0 | 3600 | 268.6 | 14.4 | 105.6 | 285.4 | 0.00 | 668.5 | 399.3 | 73.4 | 0.00 | 475.8 | 0.0 | 7.16 | 7.27 | 0.03 | -1.65 | 3.45 |
| 43.-H6-19-2 | 24.05.94 | -2.29 | 7.41 | 19.6 | | 2240 | 108.8 | 4.1 | 59.5 | 216.5 | 1.15 | 89.4 | 400.9 | 254.7 | 0.00 | 292.8 | 0.0 | 1.30 | 7.66 | 0.05 | 2.04 | 1.69 |
| 44.-H6-21-3 | 24.05.94 | | 7.23 | 19.9 | -3.5 | 1904 | 101.2 | 3.1 | 49.8 | 186.6 | 0.00 | 150.2 | 327.3 | 159.1 | 0.00 | 366.0 | 0.0 | 0.15 | 6.87 | 0.08 | -4.61 | 1.70 |
| 45.-H6-N21-1- | 24.05.94 | | 7.26 | 20.6 | -3.5 | 3140 | 152.0 | 6.9 | 103.0 | 338.9 | 2.80 | 293.0 | 410.0 | 238.0 | 0.00 | 317.2 | 0.0 | 2.11 | 7.06 | 0.07 | 11.16 | 1.86 |
| 46.-H6-18-3 | 24.05.94 | | 6.95 | 20.2 | | 3660 | 188.0 | 8.7 | 103.3 | 373.0 | 6.40 | 543.0 | 241.0 | 193.0 | 0.00 | 366.0 | 0.0 | 0.00 | 9.31 | 0.06 | 9.83 | 2.22 |

*Resultados obtenidos en el muestreo de Junio de 1994*

| PUNTO | FECHA | N.P. (m) | pH | T (°C) | Prof. Toma (m) | C.E. (microS/cm) | $Na^+$ (mg/l) | $K^+$ (mg/l) | $Mg^{2+}$ (mg/l) | $Ca^{2+}$ (mg/l) | $NH_4^-$ (mg/l) | $Cl^-$ (mg/l) | $SO_4^{2-}$ (mg/l) | $NO_3^-$ (mg/l) | $NO_2^-$ (mg/l) | $HCO_3^-$ (mg/l) | $CO_3^{2-}$ (mg/l) | $PO_4^{3-}$ (mg/l) | $SiO_2$ (mg/l) | B (mg/l) | E.B.I (%) | SAR |
|---|---|---|---|---|---|---|---|---|---|---|---|---|---|---|---|---|---|---|---|---|---|---|
| 01.-D4-N36-1 | 29.06.94 | 99.13 | 7.44 | 18.0 | | 832 | 39.9 | 2.5 | 25.9 | 97.4 | 0.00 | 51.6 | 119.2 | 15.6 | 0.00 | 289.8 | 0.0 | 1.11 | 11.24 | 0.04 | -0.84 | 0.93 |
| 02.-D4-45(P) | 29.06.94 | 89.47 | 7.41 | 17.6 | | 812 | 35.7 | 2.5 | 28.2 | 90.0 | 0.00 | 52.3 | 118.1 | 16.4 | 0.00 | 289.8 | 0.0 | 0.51 | 11.45 | 0.05 | -2.98 | 0.84 |
| 03.-E4-4 | 29.06.94 | 64.72 | 7.36 | 18.7 | | 874 | 40.5 | 2.4 | 28.2 | 102.0 | 0.00 | 53.4 | 123.3 | 22.7 | 0.00 | 312.6 | 0.0 | 0.55 | 12.17 | 0.00 | -1.80 | 0.91 |
| 05.-E5-8 | 29.06.94 | 46.50 | 7.36 | 17.0 | -13.0 | 852 | 39.2 | 2.0 | 27.1 | 98.4 | 0.00 | 55.8 | 119.2 | 18.9 | 0.00 | 305.0 | 0.0 | 2.03 | 11.23 | 0.07 | -2.51 | 0.90 |
| 06.-E5-19 | 29.06.94 | | 7.38 | 18.6 | | 856 | 38.5 | 1.8 | 28.6 | 104.0 | 0.00 | 54.1 | 121.6 | 20.8 | 0.00 | 312.6 | 0.0 | 1.52 | 11.36 | 0.08 | -1.34 | 0.86 |
| 07.-E5-24(S) | 29.06.94 | 36.03 | 7.27 | 19.1 | | 857 | 34.7 | 1.5 | 29.0 | 96.5 | 0.00 | 49.5 | 103.7 | 32.9 | 0.00 | 335.5 | 0.0 | 0.36 | 14.24 | 0.03 | -4.55 | 0.79 |
| 08.-F5-16 | 29.06.94 | 28.94 | 7.32 | 18.9 | | 888 | 36.1 | 1.4 | 29.5 | 103.9 | 0.00 | 49.0 | 110.1 | 37.5 | 0.00 | 350.8 | 0.0 | 1.05 | 13.20 | 0.04 | -4.20 | 0.80 |
| 09.-E6-11 | 29.06.94 | 39.37 | 7.67 | 16.5 | -17.0 | 594 | 24.4 | 2.0 | 21.8 | 64.4 | 0.00 | 20.3 | 57.8 | 6.0 | 0.00 | 282.1 | 0.0 | 0.62 | 6.46 | 0.05 | -2.97 | 0.67 |
| 11.-E6-22(S) | 29.06.94 | 25.50 | 7.76 | 20.5 | | 555 | 23.9 | 2.1 | 23.9 | 58.8 | 0.00 | 19.9 | 56.6 | 7.3 | 0.00 | 274.5 | 0.0 | 1.15 | 5.39 | 0.04 | -2.99 | 0.66 |
| 12.-F6-1-3 | 29.06.94 | 23.24 | 7.72 | 17.6 | | 557 | 23.4 | 2.1 | 18.5 | 60.0 | 0.00 | 20.0 | 57.9 | 11.1 | 0.00 | 282.1 | 0.0 | 0.85 | 8.39 | 0.04 | -8.08 | 0.68 |
| 13.-F6-1-6 | 29.06.94 | | 7.72 | 17.7 | | 592 | 25.5 | 2.2 | 20.9 | 60.5 | 0.00 | 24.5 | 60.6 | 13.6 | 0.00 | 259.3 | 0.0 | 1.33 | 9.43 | 0.04 | -4.23 | 0.72 |
| 14.-P6-1 | 26.06.94 | 21.19 | 7.41 | 19.3 | -9.0 | 912 | 40.5 | 2.3 | 31.6 | 115.3 | 0.00 | 46.7 | 119.1 | 40.7 | 0.00 | 343.1 | 0.0 | 1.93 | 14.14 | 0.04 | 0.47 | 0.86 |
| 15.-F6-20-2 | 30.06.94 | | 7.13 | 20.1 | | 1385 | 46.7 | 1.6 | 60.5 | 145.3 | 0.00 | 90.3 | 204.7 | 93.9 | 0.00 | 282.1 | 0.0 | 3.75 | 23.58 | 0.01 | 4.97 | 0.82 |
| 16.-F6-24-1 | 30.06.94 | 16.28 | 7.19 | 18.6 | | 1049 | 38.9 | 1.8 | 37.8 | 129.9 | 0.20 | 56.3 | 140.0 | 79.5 | 0.00 | 251.6 | | 0.17 | 15.65 | 0.04 | 6.74 | 0.77 |
| 17.-F6-13-1 | 30.06.94 | 17.01 | 7.01 | 19.5 | -7.0 | 1438 | 62.1 | 1.8 | 50.6 | 172.0 | 0.00 | 71.4 | 212.8 | 128.3 | 0.00 | 335.5 | | 1.74 | 12.42 | 0.10 | 4.99 | 1.07 |
| 18.-G6-2-3 | 30.06.94 | 15.95 | 7.41 | 19.5 | | 1118 | 42.8 | 1.6 | 41.0 | 135.2 | 0.00 | 60.1 | 148.1 | 95.3 | 0.00 | 251.6 | 0.0 | 9.64 | 16.21 | 0.04 | 7.03 | 0.83 |
| 19.-G6-5-2 | 26.06.94 | 13.89 | 7.06 | 20.5 | -6.0 | 1365 | 61.1 | 4.2 | 54.0 | 164.4 | 0.00 | 70.6 | 190.4 | 74.0 | 1.16 | 526.1 | 0.0 | 0.63 | 12.89 | 0.27 | -1.25 | 1.06 |
| 20.-G6-N6-2-1 | 26.06.94 | 13.83 | 7.09 | 21.9 | | 1846 | 44.7 | 3.9 | 74.2 | 260.8 | 0.00 | 104.7 | 271.2 | 321.6 | 0.34 | 381.3 | 0.0 | 0.00 | 23.21 | 0.03 | 2.71 | 0.63 |
| 21.-G6-N8-1 | 26.06.94 | | 8.83 | 18.9 | -6.0 | 472 | 26.2 | 2.1 | 25.7 | 24.8 | 0.00 | 33.9 | 79.3 | 0.8 | 0.16 | 144.9 | 0.0 | 1.17 | 1.39 | 0.03 | -4.76 | 0.88 |
| 22.-G6-9 | 30.06.94 | | 7.16 | 19.2 | | 1166 | 53.6 | 3.0 | 41.1 | 135.5 | 0.00 | 64.5 | 172.8 | 58.8 | 0.00 | 297.4 | 0.0 | 0.00 | 12.42 | 0.13 | 5.52 | 1.03 |
| 23.-G6-N11-1 | 30.06.94 | 10.88 | 7.15 | 19.2 | | 1083 | 46.2 | 2.8 | 39.7 | 123.1 | 0.00 | 62.6 | 171.4 | 64.5 | 0.00 | 251.6 | 0.0 | 1.16 | 12.44 | 0.08 | 4.53 | 0.93 |
| 24.-G6-N24-1 | 30.06.94 | | 7.37 | 19.9 | | 982 | 37.1 | 1.3 | 40.0 | 96.5 | 0.00 | 54.6 | 141.9 | 53.3 | 0.00 | 251.3 | 0.0 | 1.36 | 12.25 | 0.04 | 1.43 | 0.80 |
| 26.-G6-19 | 23.06.94 | 6.98 | 6.88 | 20.6 | -8.0 | 1877 | 83.7 | 2.0 | 82.4 | 256.1 | 0.00 | 96.0 | 297.8 | 238.3 | 0.00 | 510.9 | | 0.00 | 12.87 | 0.16 | 4.78 | 1.16 |
| 27.-G6-28 | 23.06.94 | 5.86 | 7.26 | 20.3 | -9.0 | 1071 | 53.0 | 2.3 | 41.7 | 139.8 | 0.00 | 57.0 | 153.6 | 57.5 | 0.00 | 381.3 | 0.0 | 0.00 | 11.27 | 0.10 | 3.18 | 1.01 |
| 28.-G6-N30-1 | 23.06.94 | 4.31 | 7.34 | 18.9 | | 1060 | 50.5 | 2.1 | 41.6 | 133.0 | 0.00 | 60.3 | 157.0 | 59.4 | 0.00 | 373.6 | 0.0 | 0.86 | 11.61 | 0.08 | 1.06 | 0.98 |
| 29.-G6-32 | 23.06.94 | | 7.26 | 19.6 | | 1124 | 53.1 | 2.3 | 44.6 | 146.1 | 0.00 | 58.7 | 157.2 | 67.7 | 0.00 | 434.6 | 0.0 | 1.01 | 12.38 | 0.09 | 0.70 | 0.99 |
| 30.-H6-1-1(S) | 23.06.94 | 0.90 | 7.20 | 19.2 | | 1092 | 53.6 | 2.3 | 46.1 | 136.2 | 0.00 | 57.1 | 148.9 | 58.2 | 0.00 | 411.8 | 0.0 | 0.09 | 11.47 | 0.11 | 2.29 | 1.01 |
| 31.-H6-5(S) | 29.06.94 | -1.60 | 7.21 | 19.1 | | 1140 | 46.1 | 2.0 | 44.4 | 129.3 | 0.00 | 57.9 | 155.6 | 64.8 | 0.00 | 396.5 | 0.0 | 0.00 | 11.74 | 0.10 | -1.05 | 0.89 |
| 32.-P2-1 | 26.06.94 | 0.90 | 7.16 | 19.7 | -9.0 | 1099 | 36.9 | 1.2 | 43.2 | 137.5 | 0.00 | 57.8 | 141.1 | 53.2 | 0.04 | 442.3 | 0.0 | 1.06 | 10.21 | 0.08 | -2.52 | 0.70 |
| 33.-H6-12 | 26.06.94 | -0.44 | 7.37 | 20.0 | -11.0 | 1182 | 64.0 | 4.2 | 37.9 | 141.0 | 0.00 | 84.9 | 158.5 | 32.0 | 0.00 | 472.8 | 0.0 | 1.26 | 10.48 | 0.26 | -3.38 | 1.24 |

*Resultados obtenidos en el muestreo de Junio de 1994*

| PUNTO | FECHA | N.P. (m) | pH | T (°C) | Prof. Toma (m) | C.E. (microS/cm) | $Na^+$ (mg/l) | $K^+$ (mg/l) | $Mg^{2+}$ (mg/l) | $Ca^{2+}$ (mg/l) | $NH_4^-$ (mg/l) | $Cl^-$ (mg/l) | $SO_4^{2-}$ (mg/l) | $NO_3^-$ (mg/l) | $NO_2^-$ (mg/l) | $HCO_3^-$ (mg/l) | $CO_3^{2-}$ (mg/l) | $PO_4^{3-}$ (mg/l) | $SiO_2$ (mg/l) | B (mg/l) | E.B.I (%) | SAR |
|---|---|---|---|---|---|---|---|---|---|---|---|---|---|---|---|---|---|---|---|---|---|---|
| 35.-H6-16(P) | 23.06.94 | -0.97 | 6.80 | 18.9 | | 8580 | 1136.5 | 6.5 | 206.5 | 563.0 | 0.00 | 2441.0 | 460.5 | 109.5 | 0.00 | 434.6 | 0.0 | 0.00 | 9.15 | 0.20 | 4.04 | 10.41 |
| 36.-H6-17-1 | 23.06.94 | | 6.89 | 19.4 | | 3590 | 418.0 | 7.0 | 103.0 | 293.0 | 0.00 | 740.1 | 359.5 | 91.2 | 0.00 | 495.6 | 0.0 | 0.00 | 8.13 | 0.19 | 4.41 | 5.35 |
| 37.-H6-18-1 | 23.06.94 | -1.94 | 7.01 | 19.3 | | 3180 | 155.9 | 2.9 | 113.3 | 362.5 | 0.00 | 483.1 | 417.1 | 256.3 | 0.00 | 427.8 | 0.0 | 0.00 | 8.20 | | 1.19 | 1.83 |
| 38.-H6-20-1 | 26.06.94 | 0.11 | 8.21 | 20.7 | -3.5 | 2330 | 210.7 | 4.9 | 68.0 | 182.4 | 0.35 | 422.4 | 202.1 | 63.5 | 0.00 | 411.8 | 0.0 | 0.00 | 7.29 | 0.11 | 0.23 | 3.38 |
| 39.-H6-N20-2-1 | 23.06.94 | | 7.08 | 20.5 | -5.0 | 8270 | 1040.0 | 6.0 | 217.5 | 418.0 | 0.00 | 2390.5 | 561.0 | 179.0 | 0.00 | 404.1 | 0.0 | 0.00 | 6.90 | 0.34 | -2.59 | 10.28 |
| 40.-S-152 | 26.06.94 | -0.04 | 7.88 | 19.3 | -4.0 | 3600 | 808.0 | 18.2 | 30.6 | 42.3 | 0.00 | 871.7 | 222.4 | 11.3 | 0.00 | 472.8 | 0.0 | 0.00 | 3.07 | 0.54 | 3.99 | 23.10 |
| 41.-S-16BIS | 26.06.94 | 0.19 | 7.08 | 21.4 | -3.0 | 2900 | 317.0 | 4.3 | 79.5 | 221.6 | 0.00 | 585.1 | 318.1 | 103.4 | 2.20 | 488.0 | 0.0 | 0.00 | 7.33 | 0.17 | -2.09 | 4.65 |
| 43.-H6-19-2 | 23.06.94 | 0.04 | 7.32 | 22.6 | -2.5 | 2090 | 102.7 | 4.8 | 72.4 | 254.8 | 0.00 | 202.8 | 356.0 | 217.6 | 0.00 | 358.4 | 0.0 | 0.00 | 7.93 | 0.13 | 1.63 | 1.46 |
| 44.-H6-21-3 | 23.06.94 | | 7.50 | 22.6 | -3.5 | 1863 | 100.0 | 4.2 | 64.7 | 242.1 | 0.00 | 161.8 | 325.1 | 149.9 | 0.00 | 419.4 | 0.0 | 3.68 | 4.29 | 0.15 | 2.90 | 1.47 |
| 45.-H6-N21-1-1 | 23.06.94 | | 7.29 | 20.6 | -3.5 | 3020 | 171.4 | 4.4 | 111.4 | 367.3 | 0.30 | 340.0 | 567.7 | 305.0 | 0.00 | 381.3 | 0.0 | 0.00 | 7.33 | 0.15 | 3.69 | 2.01 |
| 46.-H6-18-3 | 23.06.94 | | 6.92 | 19.9 | | 4410 | 249.2 | 8.0 | 119.2 | 466.4 | 1.40 | 910.8 | 359.4 | 243.2 | 1.80 | 427.0 | 0.0 | 0.00 | 8.09 | 0.00 | 0.07 | 2.67 |

*Resultados obtenidos en el muestreo de Julio de 1994*

| PUNTO | FECHA | N.P. (m) | pH | T (°C) | Prof. Toma (m) | C.E. (microS/cm) | $Na^+$ (mg/l) | $K^+$ (mg/l) | $Mg^{2+}$ (mg/l) | $Ca^{2+}$ (mg/l) | $NH_4^-$ (mg/l) | $Cl^-$ (mg/l) | $SO_4^{2-}$ (mg/l) | $NO_3^-$ (mg/l) | $NO_2^-$ (mg/l) | $HCO_3^-$ (mg/l) | $CO_3^{2-}$ (mg/l) | $PO_4^{3-}$ (mg/l) | $SiO_2$ (mg/l) | B (mg/l) | E.B.I (%) | SAR |
|---|---|---|---|---|---|---|---|---|---|---|---|---|---|---|---|---|---|---|---|---|---|---|
| 01.-D4-N36-1 | 29.07.94 | | | 18.7 | | 880 | 27.0 | 3.4 | 35.0 | 101.8 | 0.00 | 51.9 | 132.3 | 25.7 | 0.00 | 305.0 | 0.0 | 0.00 | 10.24 | 0.13 | -2.19 | 0.59 |
| 02.-D4-45(P) | 29.07.94 | 80.12 | | 19.0 | | 850 | 26.4 | 1.7 | 33.7 | 102.2 | 0.00 | 49.3 | 127.0 | 22.3 | 0.00 | 297.4 | 0.0 | 0.00 | 10.37 | 0.14 | -1.09 | 0.58 |
| 03.-E4-4 | 29.07.94 | 60.69 | | 19.8 | -13.5 | 908 | 29.6 | 2.2 | 37.1 | 105.5 | 0.00 | 51.7 | 135.5 | 29.8 | 0.00 | 320.3 | 0.0 | 0.00 | 10.85 | 0.13 | -1.80 | 0.63 |
| 05.-E5-8 | 29.07.94 | 42.68 | | 17.4 | -17.0 | 876 | 29.1 | 2.6 | 30.8 | 109.5 | 0.00 | 51.2 | 124.8 | 25.5 | 0.00 | 312.6 | 0.0 | 0.00 | 9.80 | 0.15 | -1.31 | 0.63 |
| 06.-E5-19 | 29.07.94 | | | 18.9 | | 897 | | | | | | | | | | 320.3 | 0.0 | 0.00 | 9.98 | 0.14 | -100.00 | |
| 07.-E5-24(S) | 29.07.94 | 32.14 | | 19.2 | | 862 | 27.4 | 2.4 | 32.6 | 106.7 | 0.00 | 46.5 | 106.2 | 34.7 | 0.00 | 305.0 | 0.0 | 0.00 | 12.09 | 0.12 | 0.99 | 0.60 |
| 08.-F5-16 | 29.07.94 | 23.92 | | 19.6 | | 871 | 26.5 | 1.5 | 37.2 | 102.0 | 0.00 | 53.0 | 128.3 | 26.6 | 0.00 | 327.9 | 0.0 | 0.00 | 11.39 | 0.12 | -3.26 | 0.57 |
| 09.-E6-11 | 27.07.94 | 37.25 | 7.54 | 17.0 | -18.0 | 654 | 20.8 | 2.1 | 28.4 | 71.6 | 0.00 | 24.6 | 69.4 | 15.5 | 0.00 | 312.6 | 0.0 | 1.24 | 6.62 | 0.12 | -4.47 | 0.53 |
| 11.-E6-22(S) | 27.07.94 | | 7.75 | 18.7 | | 560 | 18.1 | 2.1 | 23.4 | 63.0 | 0.00 | 19.2 | 60.6 | 7.7 | 0.00 | 274.5 | 0.0 | 1.24 | 6.42 | 0.13 | -4.15 | 0.49 |
| 12.-F6-1-3 | 29.07.94 | 18.51 | | 17.9 | | 576 | 18.9 | 2.8 | 26.0 | 64.8 | 0.00 | 18.3 | 59.1 | 14.9 | 0.00 | 266.9 | 0.0 | 0.00 | 7.02 | 0.12 | -0.76 | 0.50 |
| 13.-F6-1-6 | 29.07.94 | | | 18.9 | | 672 | 21.5 | 2.3 | 25.2 | 81.0 | 0.00 | 26.3 | 70.2 | 26.4 | 0.00 | 297.4 | 0.0 | 0.00 | 7.60 | 0.13 | -2.70 | 0.53 |
| 14.-P6-1 | 27.07.94 | 17.41 | 7.57 | 19.8 | -13.0 | 926 | 28.2 | 2.1 | 33.2 | 117.3 | 0.00 | 47.2 | 124.2 | 47.4 | 0.37 | 350.8 | 0.0 | 0.93 | 11.07 | 0.13 | -2.83 | 0.59 |
| 15.-F6-20-2 | 27.07.94 | | 7.21 | 21.9 | | 1395 | 48.4 | 2.5 | 74.4 | 151.5 | 0.00 | 86.3 | 220.5 | 98.8 | | 457.5 | 0.0 | 0.93 | 17.47 | 0.09 | -0.82 | 0.81 |
| 16.-F6-24-1 | 25.07.94 | 17.78 | 7.23 | 18.7 | | 983 | 27.0 | 1.7 | 42.0 | 118.5 | 0.00 | 48.6 | 129.7 | 67.2 | 0.00 | 396.5 | 0.0 | 1.24 | 11.39 | 0.13 | -4.82 | 0.54 |
| 17.-F6-13-1 | 27.07.94 | 15.16 | 7.47 | 19.9 | -9.0 | 1517 | 50.5 | 3.2 | 67.8 | 177.3 | 0.00 | 71.4 | 225.3 | 154.6 | 0.00 | 457.5 | 0.0 | 0.00 | 10.02 | 0.18 | 0.01 | 0.82 |
| 18.-G6-2-3 | 27.07.94 | 13.68 | 7.32 | 19.9 | | 1145 | 32.3 | 1.9 | 45.8 | 149.2 | 0.00 | 58.6 | 158.4 | 108.7 | 0.16 | 396.5 | 0.0 | 0.31 | 12.92 | 0.09 | -2.11 | 0.59 |
| 19.-G6-5-2 | 25.07.94 | | 7.16 | 19.6 | | 1307 | 63.4 | 7.9 | 54.6 | 144.1 | 0.00 | 59.5 | 176.4 | 72.2 | 0.28 | 518.5 | 0.0 | 1.24 | 10.07 | 0.28 | -1.28 | 1.14 |
| 20.-G6-N6-2-1 | 27.07.94 | 11.46 | 7.08 | 20.9 | | 1913 | 43.0 | 1.9 | 85.7 | 258.5 | 0.00 | 99.4 | 259.4 | 333.7 | 0.70 | 442.3 | 0.0 | 9.61 | 17.82 | 0.11 | 2.37 | 0.59 |
| 21.-G6-N8-1 | 25.07.94 | | 8.53 | 20.2 | | 462 | 37.4 | 2.5 | 22.7 | 22.1 | 0.00 | 44.3 | 78.8 | 2.8 | 0.93 | 152.5 | 0.0 | 4.96 | 2.55 | 0.13 | -7.83 | 1.33 |
| 22.-G6-9 | 29.07.94 | | | 19.4 | | 1172 | 40.6 | 3.2 | 49.5 | 132.9 | 0.00 | 58.8 | 175.4 | 65.2 | 0.00 | 425.0 | 0.0 | 0.00 | 10.14 | 0.20 | -2.99 | 0.76 |
| 23.-G6-N11-1 | 27.07.94 | 9.30 | 7.21 | 20.6 | | 1054 | 42.7 | 1.9 | 40.9 | 120.4 | 0.00 | 52.0 | 157.6 | 59.3 | 0.84 | 373.6 | 0.0 | 2.79 | 10.33 | 0.13 | -2.48 | 0.86 |
| 24.-G6-N24-1 | 27.07.94 | | 7.35 | 20.1 | | 973 | 38.3 | 1.4 | 37.0 | 110.1 | 0.00 | 51.7 | 142.9 | 50.6 | 0.03 | 350.8 | 0.0 | 1.24 | 9.94 | 0.11 | -3.58 | 0.81 |
| 26.-G6-19 | 25.07.94 | 5.70 | 7.37 | 21.4 | -9.5 | 1732 | 74.5 | 2.5 | 64.0 | 204.7 | 0.00 | 89.4 | 267.1 | 185.2 | 0.06 | 526.1 | 0.0 | 1.24 | 12.15 | 0.21 | -2.35 | 1.17 |
| 27.-G6-28 | 25.07.94 | 4.38 | 7.21 | 20.5 | -10.5 | 1094 | 48.2 | 3.7 | 38.5 | 133.9 | 0.00 | 59.2 | 158.9 | 52.4 | 0.24 | 419.4 | 0.0 | 1.24 | 11.61 | 0.35 | -2.69 | 0.95 |
| 28.-G6-N30-1 | 25.07.94 | 2.78 | 7.40 | 19.1 | | 1087 | 42.0 | 1.7 | 35.1 | 116.8 | 0.00 | 57.7 | 164.6 | 64.7 | 0.00 | 366.0 | 0.0 | 2.17 | 11.28 | 0.16 | -6.67 | 0.88 |
| 29.-G6-32 | 24.07.94 | | 7.22 | 19.6 | | 1106 | 43.8 | 2.1 | 40.4 | 111.5 | 0.00 | 60.7 | 155.4 | 63.7 | 0.46 | 404.1 | 0.0 | 1.55 | 11.78 | 0.16 | -7.54 | 0.90 |
| 30.-H6-1-1(S) | 25.07.94 | -2.07 | 7.25 | 19.2 | | 1084 | 40.7 | 2.2 | 34.0 | 116.5 | 0.00 | 56.9 | 153.3 | 58.6 | 0.36 | 419.4 | 0.0 | 0.31 | 11.13 | 0.16 | -9.49 | 0.85 |
| 31.-H6-5(S) | 29.07.94 | -2.34 | | 19.1 | | 1219 | 39.4 | 3.2 | 53.8 | 143.1 | 0.00 | 62.5 | 182.4 | 77.2 | 0.00 | 442.3 | 0.0 | 1.55 | 11.85 | 0.14 | -2.54 | 0.71 |
| 32.-P2-1 | 24.07.94 | 0.56 | 7.04 | 20.6 | -9.5 | 1135 | 40.4 | 1.0 | 36.0 | 128.0 | 0.00 | 59.6 | 147.6 | 59.1 | 0.00 | 480.4 | 0.0 | 0.00 | 11.17 | 0.13 | -9.91 | 0.81 |
| 33.-H6-12 | 24.07.94 | -1.87 | 8.12 | 21.9 | -12.0 | 1380 | 81.4 | 6.7 | 50.7 | 165.9 | 0.00 | 110.0 | 197.6 | 82.0 | 0.00 | 465.1 | 0.0 | 2.79 | 12.27 | 0.23 | 0.00 | 1.42 |

*Resultados obtenidos en el muestreo de Julio de 1994*

| PUNTO | FECHA | N.P. (m) | pH | T (°C) | Prof. Toma (m) | C.E. (microS/cm) | $Na^+$ (mg/l) | $K^+$ (mg/l) | $Mg^{2+}$ (mg/l) | $Ca^{2+}$ (mg/l) | $NH_4^-$ (mg/l) | $Cl^-$ (mg/l) | $SO_4^{2-}$ (mg/l) | $NO_3^-$ (mg/l) | $NO_2^-$ (mg/l) | $HCO_3^-$ (mg/l) | $CO_3^{2-}$ (mg/l) | $PO_4^{3-}$ (mg/l) | $SiO_2$ (mg/l) | B (mg/l) | E.B.I (%) | SAR |
|---|---|---|---|---|---|---|---|---|---|---|---|---|---|---|---|---|---|---|---|---|---|---|
| 34.-H6-14 | 25.07.94 | | 7.59 | 21.2 | | 2820 | 284.8 | 16.4 | 104.4 | 239.2 | 0.00 | 634.7 | 198.6 | 51.5 | 0.00 | 427.0 | 0.0 | 4.65 | 11.08 | 0.17 | 5.48 | 3.87 |
| 35.-H6-16(P) | 24.07.94 | -1.42 | 6.83 | 19.3 | | 10370 | 1314.0 | 11.5 | 260.5 | 587.5 | 0.00 | 2833.0 | 557.0 | 119.5 | 0.00 | 427.0 | 0.0 | 0.00 | 10.21 | 0.27 | 3.72 | 11.35 |
| 36.-H6-17-1 | 25.07.94 | | 6.95 | 19.5 | | 4090 | 407.5 | 4.0 | 125.0 | 288.6 | 0.00 | 743.7 | 424.2 | 109.8 | 0.00 | 488.0 | 0.0 | 0.00 | 10.49 | 0.24 | 3.57 | 5.05 |
| 37.-H6-18-1 | 24.07.94 | -1.25 | 7.12 | 22.4 | | 3160 | | | | | | 445.0 | 419.9 | 276.3 | 0.00 | 427.0 | 0.0 | 0.00 | 9.79 | 0.17 | -100.00 | |
| 38.-H6-20-1 | 24.07.94 | -0.05 | 8.29 | 24.3 | -4.0 | 1181 | 67.1 | 3.2 | 47.4 | 124.1 | 0.00 | 95.2 | 164.3 | 52.7 | 0.00 | 358.4 | 0.0 | 0.00 | 2.62 | 0.13 | 1.02 | 1.30 |
| 39.-H6-N20-2-1 | 24.07.94 | | 7.28 | 22.4 | -4.5 | 7290 | 917.5 | 23.0 | 212.5 | 559.5 | 0.00 | 1698.0 | 486.5 | 194.0 | 0.00 | 587.1 | 0.0 | 0.00 | 9.37 | 0.26 | 9.65 | 8.38 |
| 40.-S-152 | 24.07.94 | -0.39 | 8.06 | 19.9 | -6.5 | 10590 | | | | | | 3852.0 | 623.0 | 14.0 | 0.00 | 488.0 | 0.0 | 0.00 | 5.16 | 0.90 | -100.00 | |
| 41.-S-16BIS | 24.07.94 | 0.00 | 7.07 | 22.6 | -3.0 | 3110 | 346.8 | 18.6 | 122.5 | 402.3 | 0.00 | 704.6 | 450.4 | 152.5 | 0.00 | 510.9 | 0.0 | 0.00 | 8.62 | 0.32 | 6.56 | 3.88 |
| 43.-H6-19-2 | 25.07.94 | -0.18 | 7.37 | 24.0 | -3.0 | 1856 | 99.9 | 6.8 | 60.0 | 223.1 | 0.00 | 173.1 | 308.3 | 177.2 | 0.00 | 404.1 | 0.0 | 2.79 | 9.46 | 0.20 | -0.46 | 1.53 |
| 44.-H6-21-3 | 25.07.94 | | 7.41 | 23.6 | -3.5 | 1748 | 106.8 | 5.2 | 59.3 | 176.8 | 0.00 | 153.0 | 318.6 | 138.8 | 0.00 | 404.1 | 0.0 | 2.48 | 8.83 | 0.23 | -3.46 | 1.78 |
| 45.-H6-N21-1-1 | 25.07.94 | | 7.45 | 23.3 | -3.5 | 2900 | 227.8 | 17.4 | 144.7 | 435.4 | 0.00 | 402.7 | 708.1 | 416.7 | 0.00 | 358.4 | 0.0 | 0.00 | 8.93 | 0.32 | 6.39 | 2.42 |
| 46.-H6-18-3 | 25.07.94 | | 7.00 | 19.9 | | 4710 | 463.8 | 15.0 | 191.0 | 622.5 | 0.00 | 1271.0 | 507.5 | 326.8 | 0.00 | 388.9 | 0.0 | 0.00 | 10.52 | 0.20 | 7.39 | 4.17 |

*Resultados obtenidos en el muestreo de Agosto de 1994*

| PUNTO | FECHA | N.P. (m) | pH | T (°C) | Prof. Toma (m) | C.E. (microS/cm) | $Na^+$ (mg/l) | $K^+$ (mg/l) | $Mg^{2+}$ (mg/l) | $Ca^{2+}$ (mg/l) | $NH_4^-$ (mg/l) | $Cl^-$ (mg/l) | $SO_4^{2-}$ (mg/l) | $NO_3^-$ (mg/l) | $NO_2^-$ (mg/l) | $HCO_3^-$ (mg/l) | $CO_3^{2-}$ (mg/l) | $PO_4^{3-}$ (mg/l) | $SiO_2$ (mg/l) | B (mg/l) | E.B.I. (%) | SAR |
|---|---|---|---|---|---|---|---|---|---|---|---|---|---|---|---|---|---|---|---|---|---|---|
| 01.-D4-N36-1 | 30.08.94 | 88.94 | 7.38 | 17.9 | -23.0 | 934 | 37.1 | 2.3 | 37.0 | 124.6 | 0.00 | 59.0 | 157.7 | 37.8 | 0.00 | 297.4 | 0.0 | 1.46 | 11.71 | 0.03 | 2.35 | 0.75 |
| 03.-E4-4 | 30.08.94 | 49.91 | 7.30 | 19.8 | | 929 | 38.8 | 2.2 | 34.3 | 113.2 | 0.00 | 55.0 | 136.5 | 32.6 | 0.00 | 320.3 | 0.0 | 2.74 | 11.42 | 0.08 | 0.21 | 0.82 |
| 05.-E5-8 | 30.08.94 | 30.63 | 7.35 | 20.2 | | 897 | 36.0 | 1.7 | 33.6 | 107.9 | 0.00 | 52.6 | 124.6 | 28.0 | 0.00 | 305.0 | 0.0 | 0.00 | 10.73 | 0.08 | 1.19 | 0.78 |
| 06.-E5-19 | 30.08.94 | | 7.32 | 19.1 | | 943 | 37.4 | 1.7 | 35.3 | 114.1 | 0.00 | 54.8 | 133.2 | 31.5 | 0.00 | 343.1 | 0.0 | 2.72 | 11.19 | 0.08 | -0.90 | 0.78 |
| 07.-E5-24(S) | 30.08.94 | | 7.43 | 19.9 | | 941 | 31.3 | 2.0 | 38.1 | 113.7 | 0.00 | 47.0 | 114.1 | 66.4 | 0.00 | 343.1 | 0.0 | 4.68 | 13.71 | 0.04 | -0.85 | 0.65 |
| 08.-F5-16 | 30.08.94 | 19.22 | 7.36 | 19.5 | | 875 | 29.4 | 5.4 | 33.2 | 105.2 | 0.00 | 45.9 | 110.5 | 40.4 | 0.00 | 350.8 | 0.0 | 1.08 | 11.73 | 0.06 | -3.09 | 0.64 |
| 09.-E6-11 | 30.08.94 | 44.33 | 7.68 | 18.2 | -12.0 | 615 | 21.9 | 2.0 | 25.0 | 68.9 | 0.00 | 30.3 | 74.7 | 8.3 | 0.00 | 266.9 | 0.0 | 2.98 | 6.31 | 0.07 | -3.20 | 0.57 |
| 11.-E6-22(S) | 30.08.94 | 25.53 | 7.67 | 18.6 | | 567 | 21.3 | 1.6 | 19.8 | 63.6 | 0.00 | 27.9 | 67.3 | 7.4 | 0.00 | 259.3 | 0.0 | 0.00 | 5.70 | 0.06 | -6.44 | 0.60 |
| 12.-F6-1-3 | 30.08.94 | 18.71 | 7.62 | 17.9 | | 561 | 22.2 | 1.8 | 19.1 | 63.3 | 0.00 | 17.9 | 60.9 | 11.7 | 0.00 | 282.1 | 0.0 | 0.00 | 6.62 | 0.06 | -6.86 | 0.63 |
| 14.-P6-1 | 31.08.94 | 15.81 | 7.44 | 20.5 | -15.0 | 691 | 29.1 | 1.9 | 24.2 | 84.6 | 0.00 | 37.0 | 86.6 | 9.1 | 0.00 | 289.8 | 0.0 | 0.00 | 10.20 | 0.08 | -1.43 | 0.72 |
| 15.-F6-20-2 | 31.08.94 | | 7.24 | 20.6 | | 1378 | 53.2 | 2.7 | 71.7 | 167.7 | 0.00 | 92.0 | 231.1 | 100.2 | 0.00 | 434.6 | 0.0 | 0.00 | 16.50 | 0.06 | 1.54 | 0.87 |
| 17.-F6-13-1 | 30.08.94 | 13.63 | 7.00 | 19.0 | -10.0 | 1755 | | | | | | 97.1 | 326.6 | 176.4 | 0.00 | 518.5 | 0.0 | 2.75 | 10.06 | 0.17 | -100.00 | |
| 18.-G6-2-3 | 31.08.94 | 11.43 | 7.18 | 19.5 | | 1165 | 40.0 | 1.7 | 47.0 | 147.5 | 0.00 | 58.8 | 157.4 | 104.7 | 0.00 | 388.9 | 0.0 | 1.41 | 12.20 | 0.07 | 0.04 | 0.73 |
| 19.-G6-5-2 | 31.08.94 | 10.74 | 6.99 | 19.4 | -9.0 | 1111 | 59.0 | 3.7 | 39.3 | 135.2 | 0.00 | 45.3 | 140.9 | 67.1 | 0.00 | 442.3 | 0.0 | 1.33 | 8.64 | 0.22 | 0.41 | 1.15 |
| 20.-G6-N6-2-1 | 31.08.94 | 9.82 | 6.96 | 21.3 | | 1906 | 52.2 | 2.8 | 75.8 | 261.0 | 0.00 | 99.8 | 273.5 | 321.3 | 0.00 | 427.0 | 0.0 | 0.00 | 16.62 | 0.05 | 2.15 | 0.73 |
| 22.-G6-9 | 31.08.94 | | 7.06 | 21.9 | | 1180 | 53.0 | 2.8 | 45.4 | 144.6 | 0.00 | 58.7 | 168.9 | 64.9 | 0.00 | 449.9 | 0.0 | 0.00 | 9.81 | 0.17 | -1.00 | 0.98 |
| 23.-G6-N11-1 | 30.08.94 | 8.18 | 7.52 | 20.1 | | 1065 | 41.6 | 2.2 | 41.3 | 134.1 | 0.00 | 49.9 | 153.0 | 50.7 | 0.00 | 411.8 | 0.0 | 0.00 | 10.03 | 0.09 | -0.85 | 0.81 |
| 24.-G6-N24-1 | 31.08.94 | | 7.26 | 18.9 | | 955 | | | | | | 46.4 | 142.9 | 52.0 | 0.00 | 373.6 | 0.0 | 1.18 | 9.53 | 0.09 | -100.00 | |
| 25.-Vélez2 | 31.08.94 | | 7.52 | 29.0 | | 629 | | | | | | 41.5 | 88.8 | 4.2 | 0.00 | 244.0 | 0.0 | 2.51 | 3.37 | 0.19 | -100.00 | |
| 26.-G6-19 | 31.08.94 | 4.79 | 7.45 | 20.5 | -10.5 | 1617 | 78.8 | 2.9 | 68.3 | 203.5 | 0.00 | 89.2 | 248.7 | 116.0 | 0.00 | 556.6 | 0.0 | 3.04 | 12.82 | 0.20 | 1.55 | 1.22 |
| 27.-G6-28 | 31.08.94 | 3.49 | 7.66 | 20.7 | -10.5 | 1132 | 46.7 | 2.6 | 48.1 | 147.4 | 0.00 | 59.7 | 176.2 | 63.3 | 0.00 | 404.1 | 0.0 | 0.00 | 11.58 | 0.15 | 1.56 | 0.85 |
| 28.-G6-N30-1 | 28.08.94 | 2.14 | 7.36 | 18.9 | | 1106 | 43.9 | 2.2 | 47.6 | 142.7 | 0.00 | 62.9 | 172.6 | 63.0 | 0.00 | 366.0 | 0.0 | 0.00 | 11.54 | 0.12 | 2.44 | 0.81 |
| 29.-G6-32 | 28.08.94 | | 7.20 | 19.3 | | 1130 | 44.5 | 2.0 | 48.6 | 146.4 | 0.00 | 60.7 | 163.0 | 63.2 | 0.00 | 396.5 | 0.0 | 0.65 | 11.78 | 0.05 | 2.56 | 0.81 |
| 30.-H6-1-1(S) | 31.08.94 | -1.25 | 7.14 | 19.2 | | 1105 | 42.7 | 2.1 | 47.4 | 144.8 | 0.00 | 59.7 | 163.8 | 63.6 | 0.00 | 404.1 | 0.0 | 1.92 | 11.08 | 0.08 | 1.14 | 0.79 |
| 32.-P2-1 | 28.08.94 | 0.69 | 7.05 | 20.6 | | 1145 | | | | | 0.00 | 61.2 | 157.4 | 59.8 | 0.00 | 442.3 | 0.0 | 0.00 | 12.98 | 0.11 | -100.00 | |
| 33.-H6-12 | 28.08.94 | -1.92 | 7.28 | 20.2 | | 1157 | 70.2 | 2.8 | 55.5 | 213.8 | 0.00 | 126.8 | 230.0 | 90.6 | 0.00 | 400.0 | 0.0 | 0.09 | 11.46 | 0.25 | 5.70 | 1.11 |

*Resultados obtenidos en el muestreo de Agosto de 1994*

| PUNTO | FECHA | N.P. (m) | pH | T (°C) | Prof. Toma (m) | C.E. (microS/cm) | $Na^+$ (mg/l) | $K^+$ (mg/l) | $Mg^{2+}$ (mg/l) | $Ca^{2+}$ (mg/l) | $NH_4^-$ (mg/l) | $Cl^-$ (mg/l) | $SO_4^{2-}$ (mg/l) | $NO_3^-$ (mg/l) | $NO_2^-$ (mg/l) | $HCO_3^-$ (mg/l) | $CO_3^{2-}$ (mg/l) | $PO_4^{3-}$ (mg/l) | $SiO_2$ (mg/l) | B (mg/l) | E.B.I (%) | SAR |
|---|---|---|---|---|---|---|---|---|---|---|---|---|---|---|---|---|---|---|---|---|---|---|
| 35.-H6-16(P) | 28.08.94 | -3.51 | 6.96 | 20.6 | -10.0 | 5010 | 424.0 | | 157.0 | 525.0 | 0.00 | 1305.0 | 502.5 | 111.0 | 0.00 | 472.8 | 0.0 | 0.00 | 11.08 | 0.16 | 0.65 | 4.17 |
| 36.-H6-17-1 | 28.08.94 | | 6.86 | 19.5 | | 4930 | | | | | 0.00 | 1502.0 | 582.0 | 134.0 | 0.00 | 480.4 | 0.0 | 0.00 | 10.06 | 0.23 | -100.00 | |
| 37.-H6-18-1 | 28.08.94 | -2.58 | 7.18 | 21.1 | | 2500 | 108.8 | 6.4 | 140.8 | 247.8 | 0.00 | 367.9 | 360.6 | 220.5 | 0.00 | 472.8 | 0.0 | 0.00 | 9.52 | 0.17 | -0.60 | 1.37 |
| 38.-H6-20-1 | 28.08.94 | -0.15 | 8.07 | 23.2 | -3.5 | 1060 | 39.9 | 2.7 | 68.9 | 121.3 | 0.60 | 63.2 | 170.5 | 59.8 | 0.01 | 350.8 | 0.0 | 0.93 | 9.80 | 0.13 | 5.92 | 0.72 |
| 39.-H6-N20-2-1 | 28.08.94 | | 7.28 | 22.0 | -4.5 | 5950 | 867.3 | 9.0 | 130.8 | 219.5 | 0.00 | 1443.0 | 513.8 | 201.8 | 0.00 | 472.8 | 0.0 | 0.00 | 8.70 | 0.49 | -2.25 | 11.45 |
| 40.-S-152 | 28.08.94 | -0.59 | 7.54 | 19.9 | -6.5 | 20100 | 2730.0 | 49.0 | 636.0 | 343.0 | 0.00 | 6334.0 | 887.0 | 84.0 | 0.00 | 518.5 | 0.0 | 0.00 | 6.35 | 1.61 | -4.43 | 20.15 |
| 41.-S-16BIS | 28.08.94 | -0.10 | 6.96 | 24.6 | -3.0 | 3840 | 285.3 | 6.9 | 161.2 | 330.6 | 0.00 | 709.8 | 530.9 | 190.3 | 0.00 | 457.5 | 0.0 | 0.00 | 9.69 | 0.24 | 0.84 | 3.22 |
| 43.-H6-19-2 | 28.08.94 | -0.42 | 7.31 | 24.7 | -2.5 | 2010 | 108.9 | 11.1 | 90.4 | 221.9 | 0.00 | 242.5 | 338.8 | 218.5 | 0.00 | 320.3 | 0.0 | 0.00 | 9.54 | 0.19 | 1.86 | 1.56 |
| 44.-H6-21-3 | 28.08.94 | | 7.27 | 23.4 | -3.5 | 1803 | 81.6 | 4.8 | 86.8 | 198.5 | 0.00 | 161.8 | 321.8 | 149.1 | 0.00 | 381.3 | 0.0 | 0.00 | 10.24 | 0.20 | 1.96 | 1.22 |
| 45.-H6-N21-1-1 | 28.08.94 | | 7.32 | 23.2 | -3.5 | 2690 | 152.1 | 8.5 | 134.4 | 327.9 | 0.00 | 301.5 | 557.6 | 312.9 | 0.00 | 320.3 | 0.0 | 0.00 | 9.46 | 0.20 | 5.94 | 1.79 |
| 46.-H6-18-3 | 28.08.94 | | 6.92 | 19.9 | | 5050 | 407.5 | 20.0 | 209.5 | 550.5 | 0.00 | 1220.0 | 369.0 | 251.5 | 0.00 | 366.0 | 0.0 | 0.00 | 10.22 | 0.17 | 9.37 | 3.75 |

*Resultados obtenidos en el muestreo de Septiembre de 1994*

| PUNTO | FECHA | N.P. (m) | T (°C) | Prof. Toma (m) | C.E. (microS/cm) | $Na^+$ (mg/l) | $K^+$ (mg/l) | $Mg^{2+}$ (mg/l) | $Ca^{2+}$ (mg/l) | $NH_4^-$ (mg/l) | $Cl^-$ (mg/l) | $SO_4^{2-}$ (mg/l) | $NO_3^-$ (mg/l) | $NO_2^-$ (mg/l) | $HCO_3^-$ (mg/l) | $CO_3^{2-}$ (mg/l) | $PO_4^{3-}$ (mg/l) | $SiO_2$ (mg/l) | B (mg/l) | E.B.I. (%) | SAR |
|---|---|---|---|---|---|---|---|---|---|---|---|---|---|---|---|---|---|---|---|---|---|
| 01.-D4-N36-1 | 29.09.94 | 86.43 | 17.9 | -25.0 | 931 | 32.0 | 5.2 | 47.4 | 120.4 | 0.00 | 51.4 | 143.6 | 31.5 | 0.00 | 327.9 | 0.0 | 0.50 | 11.13 | 0.01 | 5.11 | 0.62 |
| 03.-E4-4 | 29.09.94 | 48.56 | 19.6 | | 1006 | 35.4 | 3.5 | 56.0 | 120.0 | 0.00 | 58.3 | 161.8 | 27.6 | 0.00 | 449.9 | 0.0 | 5.02 | 11.58 | 0.04 | -2.40 | 0.67 |
| 07.-E5-24(S) | 29.09.94 | 19.40 | 20.0 | | 1006 | 29.5 | 2.1 | 61.1 | 119.6 | 0.00 | 52.6 | 128.6 | 69.4 | 0.00 | 350.8 | 0.0 | 6.69 | 13.76 | 0.00 | 5.56 | 0.55 |
| 08.-F5-16 | 29.09.94 | 17.67 | 18.6 | | 885 | 29.9 | 3.5 | 47.6 | 110.7 | 0.00 | 45.6 | 109.1 | 42.0 | 0.00 | 335.5 | 0.0 | 0.56 | 12.20 | 0.01 | 5.33 | 0.60 |
| 14.-P6-1 | 29.09.94 | 15.40 | 21.6 | -15.0 | 653 | 28.6 | 2.8 | 36.4 | 81.1 | 0.00 | 33.6 | 84.4 | 19.5 | 0.00 | 297.4 | 0.0 | 1.27 | 9.90 | 0.03 | 2.83 | 0.66 |
| 16.-F6-24-1 | 29.09.94 | 12.08 | 18.2 | | 951 | 28.5 | 1.7 | 57.6 | 117.8 | 0.00 | 44.3 | 124.4 | 57.7 | 0.00 | 366.0 | 0.0 | 3.50 | 10.90 | 0.02 | 4.97 | 0.54 |
| 17.-F6-13-1 | 28.09.94 | 12.87 | 18.2 | -11.0 | 1477 | 91.2 | 2.9 | 93.6 | 210.7 | 0.00 | 100.6 | 299.8 | 156.5 | 0.00 | 510.9 | 0.0 | 0.00 | 10.60 | 0.15 | 5.40 | 1.31 |
| 19.-G6-5-2 | 28.09.94 | 10.34 | 19.1 | -9.0 | 1074 | 43.2 | 3.7 | 64.2 | 130.9 | 0.00 | 41.3 | 137.0 | 50.8 | 0.00 | 449.9 | 0.0 | 2.29 | 9.17 | 0.17 | 6.07 | 0.77 |
| 20.-G6-6-2 | 28.09.94 | 10.32 | 20.2 | -11.0 | 1653 | 48.4 | 0.1 | 86.5 | 215.6 | 0.00 | 99.7 | 256.8 | 196.1 | 0.00 | 465.1 | 0.0 | 1.01 | 17.42 | 0.04 | 2.66 | 0.70 |
| 24.-G6-N24-1 | 29.09.94 | | 19.1 | | 940 | 37.5 | 4.1 | 61.5 | 120.0 | 0.00 | 44.6 | 133.6 | 44.8 | 0.00 | 350.8 | 0.0 | 3.38 | 10.32 | 0.05 | 9.73 | 0.69 |
| 26.-G6-19 | 28.09.94 | 5.11 | 19.6 | -10.0 | 1644 | 77.2 | 3.3 | 112.9 | 194.8 | 0.00 | 97.7 | 265.9 | 115.4 | 0.00 | 526.1 | 0.0 | 6.58 | 11.43 | 0.19 | 8.92 | 1.09 |
| 27.-G6-28 | 28.09.94 | 4.24 | 19.5 | -11.0 | 1113 | 43.9 | 2.0 | 61.7 | 146.1 | 0.00 | 55.7 | 169.2 | 56.1 | 0.00 | 427.0 | 0.0 | 1.23 | 10.76 | 0.11 | 4.87 | 0.77 |
| 28.-G6-N30-1 | 28.09.94 | 3.13 | 18.9 | | 1093 | 44.0 | 2.1 | 62.9 | 145.1 | 0.00 | 55.9 | 168.6 | 59.5 | 0.00 | 396.5 | 0.0 | 0.00 | 10.17 | 0.07 | 6.82 | 0.77 |
| 29.-G6-32 | 28.09.94 | | 19.3 | | 1130 | 44.9 | 2.4 | 72.9 | 144.3 | 0.00 | 56.2 | 168.0 | 63.4 | 0.00 | 427.0 | 0.0 | 0.00 | 10.04 | 0.08 | 7.46 | 0.76 |
| 30.-H6-1-1(S) | 28.09.94 | 1.15 | 19.1 | | 1092 | 39.4 | 3.1 | 55.3 | 137.3 | 0.00 | 53.2 | 157.3 | 56.6 | 0.00 | 411.8 | 0.0 | 0.00 | 10.22 | 0.09 | 2.95 | 0.72 |
| 32.-P2-1 | 28.09.94 | 0.58 | 20.3 | -9.5 | 1175 | 41.3 | 3.0 | 60.8 | 154.9 | 0.00 | 56.3 | 155.5 | 56.1 | 0.00 | 449.9 | 0.0 | 0.00 | 11.05 | 0.08 | 5.40 | 0.71 |
| 35.-H6-16(S) | 28.09.94 | -0.70 | 19.7 | | 8820 | 943.5 | 18.0 | 333.5 | 634.0 | 0.00 | 2581.0 | 605.0 | 94.0 | 0.00 | 472.8 | 0.0 | 0.00 | 9.38 | 0.18 | 3.02 | 7.55 |
| 36.-H6-17-1 | 28.09.94 | | | | 7430 | 741.0 | 2.5 | 343.5 | 562.0 | 0.00 | 1831.0 | 440.5 | 70.0 | 0.00 | 449.9 | 0.0 | 0.00 | 9.02 | 0.29 | 12.20 | 6.07 |
| 37.-H6-18-1 | 28.09.94 | -2.99 | 22.2 | | 3030 | 184.3 | 5.5 | 137.4 | 350.0 | 0.00 | 396.2 | 433.2 | 275.6 | 0.00 | 411.8 | 0.0 | 0.00 | 10.49 | 0.15 | 8.10 | 2.11 |
| 38.-H6-20-1 | 28.09.94 | -0.07 | 20.6 | -4.0 | 1181 | 66.1 | 2.7 | 67.1 | 130.2 | 0.00 | 84.7 | 169.2 | 55.2 | 0.00 | 358.4 | 0.0 | 2.81 | 11.31 | 0.10 | 8.28 | 1.17 |
| 39.-H6-N20-2-1 | 28.09.94 | | 20.2 | -5.0 | 7290 | 1289.0 | 21.5 | 182.0 | 350.5 | 0.00 | 1766.5 | 496.5 | 99.5 | 0.00 | 457.5 | 0.0 | 0.00 | 9.69 | 0.53 | 12.51 | 13.92 |
| 40.-S-152 | 28.09.94 | -0.34 | 21.5 | -4.0 | 19170 | 3194.0 | 52.0 | 641.0 | 499.0 | 0.00 | 5699.0 | 854.0 | 44.0 | 0.00 | 571.9 | 0.0 | 0.00 | 7.34 | 1.48 | 7.20 | 22.30 |
| 41.-S-16BIS | 28.09.94 | -0.04 | 23.9 | -3.0 | 3310 | 294.0 | 6.2 | 152.4 | 318.9 | 0.00 | 586.5 | 385.8 | 114.9 | 0.00 | 449.9 | 0.0 | 6.94 | 9.50 | 0.22 | 10.10 | 3.39 |
| 43.-H6-19-2 | 28.09.94 | -0.29 | 22.9 | -3.5 | 1847 | 108.3 | 6.3 | 96.0 | 230.6 | 0.00 | 122.8 | 323.6 | 159.7 | 0.00 | 358.4 | 0.0 | 8.99 | 10.56 | 0.16 | 13.11 | 1.51 |
| 44.-H6-21-3 | 28.09.94 | | 21.5 | -3.5 | 1975 | 98.0 | 5.1 | 102.9 | 251.2 | 0.00 | 169.9 | 337.0 | 174.7 | 0.00 | 419.4 | 0.0 | 0.00 | 9.03 | 0.19 | 8.31 | 1.32 |
| 45.-H6-N21-1-1 | 28.09.94 | | 21.6 | -3.0 | 2560 | 150.7 | 6.3 | 136.6 | 354.9 | 0.00 | 229.1 | 540.2 | 294.6 | 0.00 | 358.4 | 0.0 | 4.29 | 10.49 | 0.17 | 11.44 | 1.72 |
| 46.-H6-18-3 | 28.09.94 | | 20.1 | | 5410 | 534.5 | 17.0 | 381.0 | 803.5 | 0.00 | 1157.5 | 419.0 | 256.0 | 0.00 | 396.5 | 0.0 | 0.00 | 10.41 | 0.14 | 29.31 | 3.89 |

*Resultados obtenidos en el muestreo de Octubre de 1994*

| PUNTO | FECHA | N.P. (m) | pH | T (°C) | Prof. Toma (m) | C.E. (microS/cm) | $Na^+$ (mg/l) | $K^+$ (mg/l) | $Mg^{2+}$ (mg/l) | $Ca^{2+}$ (mg/l) | $NH_4^-$ (mg/l) | $Cl^-$ (mg/l) | $SO_4^{2-}$ (mg/l) | $NO_3^-$ (mg/l) | $NO_2^-$ (mg/l) | $HCO_3^-$ (mg/l) | $CO_3^{2-}$ (mg/l) | $PO_4^{3-}$ (mg/l) | $SiO_2$ (mg/l) | B (mg/l) | E.B.I. (%) | SAR |
|---|---|---|---|---|---|---|---|---|---|---|---|---|---|---|---|---|---|---|---|---|---|---|
| 01.-D4-N36-1 | 28.10.94 | | | 18.4 | | 925 | 40.0 | 1.9 | 43.8 | 118.2 | 0.00 | 43.2 | 144.0 | 28.4 | 0.00 | 335.5 | 0.0 | 0.00 | 11.00 | 0.06 | 5.19 | 0.80 |
| 03.-E4-4 | 28.10.94 | 52.31 | | 18.6 | -23.0 | 992 | 49.7 | 2.5 | 46.8 | 122.3 | 0.00 | 46.8 | 159.6 | 29.9 | 0.00 | 373.6 | 0.0 | 0.00 | 11.53 | 0.11 | 3.96 | 0.97 |
| 05.-E5-8 | 28.10.94 | 30.23 | | 17.9 | -30.0 | 986 | 33.1 | 1.7 | 48.9 | 123.5 | 0.00 | 48.2 | 138.1 | 32.1 | 0.00 | 366.0 | 0.0 | 0.00 | 11.05 | 0.09 | 4.08 | 0.64 |
| 06.-E5-19 | 28.10.94 | | | 19.0 | | 1052 | 35.3 | 1.6 | 52.6 | 134.0 | 0.00 | 66.6 | 159.8 | 35.0 | 0.00 | 366.0 | 0.0 | 0.36 | 11.44 | 0.10 | 3.38 | 0.65 |
| 07.-E5-24(S) | 28.10.94 | | | 19.7 | | 1036 | 42.0 | 1.5 | 55.6 | 131.9 | 0.00 | 50.9 | 136.8 | 73.8 | 0.00 | 381.3 | 0.0 | 1.96 | 13.63 | 0.06 | 5.25 | 0.77 |
| 08.-F5-16 | 28.10.94 | 18.02 | | 18.2 | | 885 | 37.2 | 1.5 | 42.9 | 109.6 | 0.00 | 41.6 | 104.3 | 40.8 | 0.00 | 366.0 | 0.0 | 0.99 | 11.62 | 0.06 | 3.14 | 0.76 |
| 09.-E6-11 | 28.10.94 | 39.16 | | 18.3 | -17.0 | 703 | 32.5 | 4.1 | 37.0 | 81.1 | 0.00 | 30.1 | 77.3 | 14.2 | 0.00 | 312.6 | 0.0 | 0.93 | 7.03 | 0.09 | 4.88 | 0.75 |
| 11.-E6-22(S) | 28.10.94 | | | 21.5 | | 608 | 27.1 | 1.9 | 32.9 | 70.0 | 0.00 | 25.7 | 68.8 | 9.1 | 0.00 | 259.3 | 0.0 | 1.24 | 6.28 | 0.09 | 6.26 | 0.67 |
| 12.-F6-1-3 | 28.10.94 | 18.26 | | 17.3 | | 885 | 24.0 | 2.6 | 27.4 | 69.8 | 0.00 | 20.0 | 66.8 | 10.9 | 0.00 | 366.0 | 0.0 | 1.04 | 6.59 | 0.07 | -8.54 | 0.62 |
| 14.-P6-1 | 28.10.94 | 15.46 | | 20.2 | -15.0 | 746 | 37.5 | 1.4 | 35.5 | 95.0 | 0.00 | 29.8 | 89.5 | 30.4 | 0.00 | 327.9 | 0.0 | 0.71 | 9.42 | 0.09 | 4.24 | 0.83 |
| 16.-F6-24-1 | 25.10.94 | 12.13 | 7.27 | 18.3 | | 963 | 28.0 | 1.5 | 50.3 | 122.1 | 0.00 | 45.0 | 125.7 | 58.0 | 0.00 | 343.1 | 0.0 | 0.00 | 13.04 | 0.08 | 4.76 | 0.54 |
| 17.-F6-13-1 | 28.10.94 | 12.42 | | 18.8 | -11.5 | 1771 | 97.2 | 3.5 | 96.3 | 217.3 | 0.00 | 95.5 | 293.8 | 155.1 | 0.00 | 510.9 | 0.0 | 2.97 | 10.34 | 0.25 | 7.94 | 1.38 |
| 18.-G6-2-3 | 25.10.94 | 11.35 | 7.22 | 19.4 | | 1151 | 32.5 | 2.6 | 62.7 | 147.0 | 0.00 | 55.8 | 155.8 | 103.9 | 0.00 | 388.9 | 0.0 | 0.00 | 12.32 | 0.06 | 4.12 | 0.57 |
| 19.-G6-5-2 | 25.10.94 | 10.58 | 6.95 | 18.9 | -9.0 | 1227 | 40.3 | 2.6 | 40.0 | 146.5 | 0.00 | 58.2 | 178.3 | 82.3 | 0.00 | 472.7 | 0.0 | 0.00 | 9.14 | 0.21 | -7.48 | 0.76 |
| 20.-G6-N6-2-1 | 25.10.94 | 8.82 | 6.94 | 20.4 | | 1902 | 85.0 | 3.6 | 65.2 | 248.6 | 0.00 | 105.0 | 273.7 | 330.0 | 0.00 | 434.6 | 0.0 | 0.00 | 16.78 | 0.06 | 1.05 | 1.24 |
| 22.-G6-9 | 25.10.94 | | 7.11 | 19.7 | | 1137 | 43.5 | 2.4 | 63.2 | 130.9 | 0.00 | 50.4 | 158.2 | 54.2 | 0.00 | 449.9 | 0.0 | 0.00 | 10.04 | 0.22 | 2.71 | 0.78 |
| 23.-G6-N11-1 | 25.10.94 | 8.68 | 7.04 | 19.9 | | 980 | 35.5 | 2.4 | 48.6 | 125.6 | 0.00 | 44.4 | 120.8 | 30.5 | 0.00 | 457.5 | 0.0 | 0.00 | 10.66 | 0.21 | 0.49 | 0.68 |
| 24.-G6-N24-1 | 25.10.94 | | 7.28 | 19.0 | | 926 | 29.3 | 1.8 | 54.5 | 111.9 | 0.00 | 46.1 | 133.8 | 46.4 | 0.00 | 358.4 | 0.0 | 0.00 | 9.61 | 0.08 | 3.06 | 0.57 |
| 25.-Vélez2 | 23.10.94 | | 8.01 | 21.8 | | 748 | 55.5 | 10.9 | 30.3 | 53.4 | 4.58 | 55.1 | 103.6 | 0.0 | 0.00 | 274.5 | 0.0 | 3.94 | 4.28 | 0.48 | -0.70 | 1.50 |
| 26.-G6-19 | 23.10.94 | 6.58 | 7.30 | 19.2 | -9.0 | 1718 | 84.8 | 2.1 | 131.0 | 213.0 | 0.00 | 97.0 | 280.1 | 156.7 | 0.00 | 541.4 | 0.0 | 3.56 | 11.05 | 0.21 | 11.47 | 1.13 |
| 27.-G6-28 | 23.10.94 | 5.67 | 7.23 | 19.6 | -9.5 | 1070 | 48.9 | 2.2 | 51.7 | 128.2 | 0.00 | 50.8 | 152.1 | 45.9 | 0.00 | 427.0 | 0.0 | 0.00 | 10.13 | 0.13 | 1.94 | 0.92 |
| 28.-G6-N30-1 | 23.10.94 | 4.75 | 7.25 | 18.7 | | 1058 | 48.1 | 2.6 | 53.5 | 129.3 | 0.00 | 51.3 | 166.8 | 57.4 | 0.00 | 388.9 | 0.0 | 0.00 | 9.53 | 0.11 | 3.14 | 0.90 |
| 29.-G6-32 | 23.10.94 | | 7.20 | 19.4 | | 1177 | 51.2 | 2.3 | 59.1 | 150.8 | 0.00 | 54.8 | 170.1 | 69.1 | 0.00 | 465.1 | 0.0 | 0.00 | 10.23 | 0.15 | 2.98 | 0.90 |
| 30.-H6-1-1(S) | 25.10.94 | 2.82 | 7.12 | 19.2 | | 1082 | 35.9 | 1.9 | 56.8 | 138.6 | 0.00 | 49.5 | 156.1 | 55.3 | 0.00 | 465.1 | 0.0 | 0.00 | 11.60 | 0.14 | 0.14 | 0.65 |
| 32.-P2-1 | 23.10.94 | 1.50 | 7.12 | 20.9 | -9.0 | 1201 | 38.0 | 1.5 | 62.1 | 156.0 | 0.00 | 55.2 | 159.5 | 54.0 | 0.00 | 427.8 | 0.0 | 3.97 | 12.06 | 0.15 | 6.67 | 0.65 |
| 33.-H6-12 | 23.10.94 | 1.22 | 7.31 | 20.6 | -9.0 | 1316 | 53.5 | 4.2 | 61.1 | 159.8 | 0.00 | 68.2 | 173.6 | 70.6 | 0.00 | 503.3 | 0.0 | 3.84 | 11.91 | 0.36 | 1.68 | 0.91 |

*Resultados obtenidos en el muestreo de Octubre de 1994*

| PUNTO | FECHA | N.P. (m) | pH | T (°C) | Prof. Toma (m) | C.E. (microS/cm) | $Na^+$ (mg/l) | $K^+$ (mg/l) | $Mg^{2+}$ (mg/l) | $Ca^{2+}$ (mg/l) | $NH_4^-$ (mg/l) | $Cl^-$ (mg/l) | $SO_4^{2-}$ (mg/l) | $NO_3^-$ (mg/l) | $NO_2^-$ (mg/l) | $HCO_3^-$ (mg/l) | $CO_3^{2-}$ (mg/l) | $PO_4^{3-}$ (mg/l) | $SiO_2$ (mg/l) | B (mg/l) | E.B.I (%) | SAR |
|---|---|---|---|---|---|---|---|---|---|---|---|---|---|---|---|---|---|---|---|---|---|---|
| 36.-H6-17-1 | 23.10.94 | | 7.01 | 20.1 | -7.0 | 3450 | 373.0 | | 134.5 | 255.8 | 0.00 | 774.0 | 187.8 | 48.8 | 0.00 | 427.8 | 0.0 | 0.00 | 10.95 | 0.35 | 8.85 | 4.70 |
| 37.-H6-18-1 | 23.10.94 | -3.50 | 7.38 | 21.4 | | 2990 | 149.5 | | 154.5 | 337.3 | 0.00 | 390.2 | 453.0 | 274.5 | 0.00 | 404.1 | 0.0 | 0.00 | 9.90 | 0.21 | 6.74 | 1.69 |
| 38.-H6-20-1 | 23.10.94 | 0.05 | 8.07 | 19.9 | -3.5 | 1239 | 64.9 | 3.2 | 69.9 | 130.5 | 0.00 | 118.0 | 178.3 | 54.2 | 0.00 | 358.4 | 0.0 | 0.00 | 10.95 | 0.18 | 4.76 | 1.14 |
| 39.-H6-N20-2-1 | 23.10.94 | | 7.83 | 19.4 | -4.5 | 9390 | 1159.0 | 47.0 | 271.5 | 413.5 | 0.00 | 2536.0 | 407.0 | 68.5 | 0.00 | 541.4 | 0.0 | 0.00 | 10.04 | 0.66 | 2.49 | 10.88 |
| 40.-S-152 | 23.10.94 | 0.23 | | 19.4 | -4.5 | 17920 | 2220.5 | | 732.0 | 619.5 | 0.00 | 5567.0 | 555.0 | | 0.00 | 343.1 | 0.0 | 0.00 | 8.13 | 0.36 | 3.73 | 14.31 |
| 41.-S-16BIS | 23.10.94 | 0.17 | 7.16 | 22.7 | -2.5 | 3380 | 260.0 | 5.8 | 134.9 | 279.6 | 0.00 | 613.9 | 403.6 | 87.2 | 0.00 | 480.4 | 0.0 | 16.73 | 8.59 | 0.30 | 2.11 | 3.20 |
| 43.-H6-19-2 | 23.10.94 | 0.07 | 7.29 | 22.2 | -2.5 | 1829 | 105.2 | 4.4 | 85.3 | 225.4 | 0.00 | 167.3 | 323.0 | 163.7 | 0.00 | 396.5 | 0.0 | 0.00 | 10.17 | 0.23 | 5.43 | 1.51 |
| 44.-H6-21-3 | 23.10.94 | | 7.26 | 20.9 | -3.5 | 1971 | 83.4 | 5.2 | 85.8 | 244.8 | 0.00 | 154.4 | 345.9 | 177.1 | 0.00 | 457.5 | 0.0 | 0.00 | 11.70 | 0.23 | 2.48 | 1.17 |
| 45.-H6-N21-1-1 | 23.10.94 | | 7.36 | 21.3 | -3.5 | 2360 | 111.3 | 7.8 | 117.5 | 268.9 | 0.00 | 199.9 | 491.9 | 217.8 | 0.00 | 358.4 | 0.0 | 0.00 | 9.97 | 0.23 | 5.34 | 1.43 |
| 46.-H6-18-3 | 23.10.94 | | 6.64 | 20.4 | | 5490 | 401.0 | | 221.5 | 533.8 | 0.00 | 1248.0 | 386.0 | 236.5 | 0.00 | 388.9 | 0.0 | 0.00 | 10.80 | 0.22 | 7.66 | 3.68 |

*Resultados obtenidos en el muestreo de Noviembre de 1994*

| PUNTO | FECHA | N.P. (m) | pH | T (°C) | Prof. Toma (m) | C.E. (microS/cm) | $Na^+$ (mg/l) | $K^+$ (mg/l) | $Mg^{2+}$ (mg/l) | $Ca^{2+}$ (mg/l) | $NH_4^-$ (mg/l) | $Cl^-$ (mg/l) | $SO_4^{2-}$ (mg/l) | $NO_3^-$ (mg/l) | $NO_2^-$ (mg/l) | $HCO_3^-$ (mg/l) | $CO_3^{2-}$ (mg/l) | $PO_4^{3-}$ (mg/l) | $SiO_2$ (mg/l) | B (mg/l) | E.B.I. (%) | SAR |
|---|---|---|---|---|---|---|---|---|---|---|---|---|---|---|---|---|---|---|---|---|---|---|
| 01.-D4-N36-1 | 29.11.94 | | 7.63 | 18.2 | | 918 | 34.2 | 1.1 | 31.8 | 119.0 | 0.00 | 46.8 | 148.8 | 22.8 | 0.00 | 335.5 | 0.0 | 0.00 | 12.75 | 0.11 | -1.06 | 0.72 |
| 03.-E4-4 | 29.11.94 | 54.66 | 7.58 | 18.2 | -21.0 | 982 | 36.9 | 2.6 | 37.4 | 125.6 | 0.00 | 50.6 | 162.4 | 28.8 | 0.00 | 327.9 | 0.0 | 0.00 | 13.79 | 0.10 | 1.68 | 0.74 |
| 05.-E5-8 | 29.11.94 | 27.38 | 7.56 | 17.6 | | 1002 | 39.2 | 1.9 | 38.6 | 126.3 | 0.20 | 58.7 | 150.9 | 35.7 | 0.09 | 358.4 | 0.0 | 1.01 | 13.14 | 0.09 | -0.04 | 0.78 |
| 06.-E5-19 | 29.11.94 | | 7.40 | 18.6 | | 1056 | 33.1 | 0.8 | 36.1 | 128.9 | 0.00 | 59.6 | 157.1 | 34.4 | 0.00 | 338.0 | 0.0 | 0.00 | 13.44 | 0.10 | -0.85 | 0.66 |
| 08.-F5-16 | 29.11.94 | 17.67 | 7.57 | 18.4 | | 908 | 34.3 | 1.2 | 35.2 | 115.2 | 0.10 | 44.0 | 113.5 | 45.9 | 0.00 | 335.5 | 0.0 | 0.00 | 14.20 | 0.08 | 1.63 | 0.72 |
| 09.-E6-11 | 29.11.94 | 41.51 | 7.69 | 18.5 | -15.0 | 687 | 27.1 | 1.3 | 28.1 | 80.8 | 0.10 | 31.4 | 86.5 | 9.4 | 0.00 | 312.6 | 0.0 | 0.00 | 8.24 | 0.09 | -2.61 | 0.66 |
| 11.-E6-22(S) | 29.11.94 | 23.83 | 7.86 | 19.3 | | 790 | 31.2 | 1.3 | 30.7 | 75.6 | 0.00 | 42.7 | 100.0 | 7.4 | 0.00 | 312.0 | 0.0 | 0.53 | 8.95 | 0.09 | -5.17 | 0.77 |
| 12.-F6-N1-3-1 | 29.11.94 | 17.31 | 7.88 | 17.5 | | 586 | 21.1 | 1.8 | 22.4 | 68.9 | 0.00 | 24.2 | 67.1 | 12.1 | 0.00 | 274.5 | 0.0 | 0.00 | 7.72 | 0.08 | -4.01 | 0.57 |
| 14.-P6-1 | 29.11.94 | 15.08 | 7.99 | 19.3 | -15.0 | 712 | 32.6 | 2.1 | 24.5 | 90.4 | 0.09 | 34.9 | 83.9 | 25.9 | 0.00 | 305.0 | 0.0 | 0.00 | 11.04 | 0.09 | -0.90 | 0.78 |
| 17.-F6-13-1 | 25.11.94 | 12.29 | 7.17 | 18.0 | -10.5 | 1777 | 66.9 | 6.8 | 65.9 | 203.5 | 0.34 | 95.3 | 268.8 | 107.5 | 0.00 | 564.3 | 0.0 | 0.28 | 12.88 | 0.24 | -1.55 | 1.04 |
| 18.-G6-2-3 | 29.11.94 | 11.48 | 7.54 | 19.2 | | 1161 | 40.5 | 2.0 | 48.4 | 144.9 | 0.00 | 60.5 | 160.9 | 103.8 | 0.00 | 381.3 | 0.0 | 0.00 | 14.68 | 0.05 | 0.17 | 0.74 |
| 19.-G6-5-2 | 25.11.94 | 10.56 | 6.98 | 19.3 | -9.0 | 1351 | 78.2 | 2.5 | 50.0 | 184.5 | 5.85 | 90.0 | 192.0 | 93.0 | 0.00 | 457.5 | 0.0 | 2.58 | 11.34 | 0.23 | 4.83 | 1.32 |
| 20.-G6-N6-2-1 | 25.11.94 | 10.64 | 7.04 | 19.7 | -11.0 | 1846 | 45.9 | 2.8 | 72.9 | 259.8 | 0.00 | 97.4 | 272.2 | 272.6 | 0.00 | 442.3 | 0.0 | 2.22 | 19.88 | 0.08 | 2.34 | 0.65 |
| 22.-G6-9 | 25.11.94 | | 7.10 | 19.4 | | 1118 | 38.5 | 3.3 | 39.2 | 135.0 | 0.00 | 56.2 | 157.0 | 56.3 | 0.00 | 411.8 | 0.0 | 0.46 | 13.75 | 0.22 | -3.25 | 0.75 |
| 23.-G6-N11-1 | 25.11.94 | 8.88 | 7.11 | 19.9 | | 1019 | 37.2 | 2.6 | 34.6 | 122.8 | 0.00 | 51.8 | 139.5 | 43.4 | 0.00 | 388.9 | 0.0 | 0.22 | 14.38 | 0.19 | -3.54 | 0.76 |
| 24.-G6-N24-1 | 25.11.94 | | 7.31 | 18.6 | | 916 | 28.7 | 0.7 | 32.6 | 110.1 | 0.00 | 45.5 | 129.5 | 45.6 | 0.10 | 312.6 | 0.0 | 1.67 | 13.34 | 0.10 | -2.09 | 0.62 |
| 25.-Vélez2 | 25.11.94 | | 7.75 | 17.5 | | 1098 | 112.0 | 18.1 | 25.6 | 69.3 | 14.25 | 94.0 | 112.3 | 0.1 | 0.00 | 396.5 | 0.0 | 25.19 | 0.00 | 1.09 | 0.85 | 2.92 |
| 26.-G6-19 | 25.11.94 | 6.91 | 7.10 | 18.3 | -9.0 | 1751 | 75.0 | 2.4 | 74.5 | 215.5 | 0.00 | 98.0 | 276.8 | 183.7 | 0.22 | 510.9 | 0.0 | 1.02 | 15.48 | 0.21 | 0.83 | 1.12 |
| 27.-G6-28 | 25.11.94 | 6.27 | 7.20 | 19.2 | -9.0 | 1072 | 49.7 | 2.3 | 41.6 | 143.8 | 0.01 | 62.1 | 149.9 | 47.2 | 0.00 | 388.9 | 0.0 | 0.00 | 14.69 | 0.21 | 3.27 | 0.94 |
| 28.-G6-N30-1 | 25.11.94 | 5.65 | 7.27 | 18.6 | | 1049 | 34.3 | 1.9 | 41.0 | 128.7 | 0.00 | 57.0 | 162.2 | 55.4 | 0.00 | 373.6 | 0.0 | 1.96 | 13.47 | 0.14 | -2.88 | 0.67 |
| 30.-H6-1-1(S) | 20.11.94 | 4.28 | 7.25 | 19.7 | | 1077 | 35.1 | 2.0 | 38.4 | 133.0 | 0.00 | 57.5 | 155.4 | 52.1 | 0.00 | 404.1 | 0.0 | 0.00 | 13.78 | 0.18 | -4.01 | 0.69 |
| 32.-P2-1 | 20.11.94 | 2.78 | 6.99 | 20.6 | -7.5 | 1238 | 38.6 | 1.1 | 44.7 | 165.9 | 0.00 | 70.3 | 169.9 | 54.0 | 0.00 | 541.4 | 0.0 | 0.32 | 14.01 | 0.15 | -5.54 | 0.69 |
| 33.-H6-12 | 20.11.94 | 2.28 | 7.07 | 20.2 | -8.0 | 1375 | 59.2 | 4.4 | 51.0 | 195.9 | 0.00 | 85.4 | 212.4 | 91.7 | 0.00 | 518.5 | 0.0 | 3.10 | 14.04 | 0.33 | -0.46 | 0.97 |
| 36.-H6-17-1 | 20.11.94 | | 7.14 | 19.1 | | 5100 | 510.0 | 5.2 | 107.6 | 251.4 | 0.00 | 1158.2 | 336.6 | 102.0 | 0.00 | 617.6 | 0.0 | 0.00 | 12.14 | 0.35 | -8.13 | 6.78 |
| 37.-H6-18-1 | 25.11.94 | -1.46 | 6.95 | 20.9 | | 3410 | 165.0 | 5.2 | 125.7 | 403.9 | 0.00 | 630.5 | 446.7 | 228.6 | 0.00 | 427.0 | 0.0 | 1.21 | 12.79 | 0.20 | 0.04 | 1.84 |
| 38.-H6-20-1 | 20.11.94 | 0.20 | 7.83 | 17.4 | -3.5 | 1939 | 145.0 | 4.7 | 61.0 | 195.3 | 0.00 | 337.1 | 186.6 | 53.9 | 0.00 | 442.3 | 0.0 | 0.00 | 13.33 | 0.21 | -0.75 | 2.32 |
| 39.-H6-N20-2-1 | 20.11.94 | | 7.21 | 18.2 | -4.0 | 8390 | 837.8 | 20.0 | 213.8 | 518.8 | 0.00 | 2471.5 | 515.8 | 152.0 | 0.00 | 335.5 | 0.0 | 0.00 | 11.11 | 0.46 | -4.73 | 7.82 |
| 40.-S-152 | 20.11.94 | 0.76 | 7.24 | 19.2 | -4.0 | 18350 | 2340.0 | 31.0 | 464.0 | 683.0 | 0.00 | 6089.0 | 701.5 | 274.5 | 0.00 | 289.8 | 0.0 | 0.00 | 9.33 | 0.34 | -5.59 | 16.93 |
| 41.-S-16BIS | 20.11.94 | 0.07 | 7.50 | 21.8 | -3.0 | 3530 | 169.8 | 9.1 | 136.5 | 379.5 | 1.10 | 679.5 | 441.6 | 23.1 | 0.00 | 457.5 | 0.0 | 0.00 | 10.33 | 0.20 | 2.18 | 1.90 |
| 43.-H6-19-2 | 20.11.94 | 0.44 | 7.42 | 21.3 | -2.5 | 1776 | 85.9 | 3.7 | 50.3 | 206.2 | 0.00 | 180.9 | 266.1 | 137.4 | 0.00 | 381.3 | 0.0 | 0.00 | 12.17 | 0.23 | -2.26 | 1.39 |
| 44.-H6-21-3 | 20.11.94 | | 7.33 | 19.9 | -3.5 | 1789 | 107.3 | 4.8 | 51.2 | 210.3 | 0.00 | 152.9 | 307.3 | 133.0 | 0.00 | 427.0 | 0.0 | 0.00 | 14.10 | 0.22 | -0.91 | 1.72 |
| 45.-H6-N21-1-1 | 20.11.94 | | 7.48 | 19.6 | -3.5 | 2400 | 102.1 | 9.2 | 79.5 | 260.5 | 0.00 | 218.0 | 475.7 | 224.7 | 0.00 | 396.5 | 0.0 | 0.86 | 11.50 | 0.22 | -3.91 | 1.42 |

*Resultados obtenidos en el muestreo de Diciembre de 1994*

| PUNTO | FECHA | N.P. (m) | pH | T (°C) | Prof. Toma (m) | C.E. (microS/cm) | $Na^+$ (mg/l) | $K^+$ (mg/l) | $Mg^{2+}$ (mg/l) | $Ca^{2+}$ (mg/l) | $Cl^-$ (mg/l) | $SO_4^{2-}$ (mg/l) | $NO_3^-$ (mg/l) | $NO_2^-$ (mg/l) | $HCO_3^-$ (mg/l) | $CO_3^{2-}$ (mg/l) | $PO_4^{3-}$ (mg/l) | $SiO_2$ (mg/l) | B (mg/l) | E.B.I (%) | SAR |
|---|---|---|---|---|---|---|---|---|---|---|---|---|---|---|---|---|---|---|---|---|---|
| 03.-E4-4 | 28.12.94 | 54.56 | 7.34 | 17.9 | | 976 | 42.4 | 2.2 | 32.0 | 105.0 | 56.8 | 160.0 | 32.2 | 0.00 | 316.8 | 0.0 | 1.86 | 12.62 | 0.19 | -4.28 | 0.93 |
| 06.-E5-19 | 28.12.94 | | 6.88 | 18.5 | | 1070 | 48.4 | 2.3 | 36.0 | 127.0 | 63.4 | 161.0 | 38.2 | 0.00 | 347.1 | 0.0 | 3.25 | 12.32 | 0.23 | 0.07 | 0.98 |
| 07.-E5-24(S) | 28.12.94 | | 7.72 | 19.4 | | 1054 | 37.7 | 1.7 | 38.0 | 122.0 | 54.2 | 143.8 | 74.0 | 0.00 | 333.7 | 0.0 | 0.62 | 14.50 | 0.18 | -1.30 | 0.76 |
| 08.-F5-16 | 28.12.94 | 16.22 | 7.22 | 18.0 | | 912 | 37.4 | 1.7 | 30.0 | 98.0 | 47.3 | 116.7 | 50.6 | 0.00 | 301.6 | 0.0 | 0.00 | 11.74 | 0.20 | -2.66 | 0.85 |
| 09.-E6-11 | 28.12.94 | 40.43 | 7.35 | 18.3 | | 715 | 32.3 | 3.2 | 26.0 | 75.0 | 30.5 | 89.6 | 10.0 | 0.00 | 291.0 | 0.0 | 1.08 | 7.43 | 0.21 | -1.92 | 0.82 |
| 11.-E6-22(S) | 28.12.94 | | 7.48 | 16.9 | | 647 | 27.8 | 3.0 | 22.0 | 70.0 | 34.9 | 84.3 | 12.2 | 0.00 | 255.2 | 0.0 | 0.00 | 6.69 | 0.21 | -3.88 | 0.74 |
| 12.-F6-1-3 | 28.12.94 | 19.81 | 7.60 | 17.3 | | 597 | 26.2 | 2.8 | 20.0 | 65.0 | 27.9 | 67.0 | 12.1 | 0.00 | 235.7 | 0.0 | 0.00 | 6.58 | 0.20 | -1.14 | 0.73 |
| 14.-P6-1 | 28.12.94 | 13.62 | 7.61 | 18.3 | -17.0 | 677 | 31.1 | 1.9 | 22.0 | 77.0 | 32.2 | 84.0 | 27.8 | 0.00 | 365.5 | 0.0 | 0.00 | 9.60 | 0.21 | -12.65 | 0.80 |
| 17.-F6-13-1 | 28.12.94 | 11.74 | 6.93 | | -11.0 | 1604 | 124.0 | 4.3 | 60.0 | 180.0 | 94.0 | 246.0 | 74.0 | 0.00 | 556.7 | 0.0 | 0.00 | 11.42 | 0.41 | 3.55 | 2.04 |
| 19.-G6-5-2 | 30.12.94 | 9.63 | 7.07 | 19.0 | -10.0 | 1229 | 58.0 | 4.4 | 40.0 | 153.0 | 61.0 | 158.0 | 78.0 | 0.00 | 420.9 | 0.0 | 0.00 | 10.13 | 0.33 | 1.47 | 1.08 |
| 20.-G6-N6-2-1 | 30.12.94 | 7.72 | 6.94 | 19.4 | | 1890 | 56.6 | 3.2 | 64.0 | 240.0 | 87.0 | 248.0 | 290.0 | 0.00 | 386.3 | 0.0 | 0.00 | 17.61 | 0.19 | 3.02 | 0.84 |
| 23.-G6-N11-1 | 30.12.94 | 7.73 | 7.03 | 19.9 | | 1019 | 49.1 | 2.8 | 32.0 | 83.0 | 49.0 | 141.0 | 48.0 | 0.00 | 354.9 | 0.0 | 1.55 | 12.76 | 0.29 | -9.69 | 1.16 |
| 24.-G6-N24-1 | 30.12.94 | | 7.19 | 17.9 | | 912 | 39.0 | 2.5 | 30.0 | 99.0 | 41.0 | 126.0 | 43.0 | 0.00 | 310.2 | 0.0 | 1.24 | 11.46 | 0.23 | -2.08 | 0.88 |
| 25.-Vélez2 | 30.12.94 | | 7.07 | 12.8 | | 1248 | 139.0 | 22.5 | 26.0 | 68.0 | 96.0 | 148.0 | 0.0 | 0.00 | 433.7 | 0.0 | 25.26 | 11.30 | 1.13 | -2.97 | 3.64 |
| 26.-G6-19 | 30.12.94 | 5.89 | 7.10 | 16.2 | -9.5 | 1828 | 83.4 | 3.4 | 68.0 | 202.0 | 108.0 | 292.0 | 192.0 | 0.00 | 492.6 | 0.0 | 0.00 | 13.62 | 0.32 | -2.29 | 1.30 |
| 27.-G6-28 | 30.12.94 | 5.19 | 7.15 | 18.6 | -10.0 | 1033 | 50.7 | 3.4 | 34.0 | 116.0 | 57.9 | 138.2 | 43.9 | 0.00 | 367.1 | 0.0 | 5.33 | 12.35 | 0.21 | -1.61 | 1.06 |
| 28.-G6-N30-1 | 30.12.94 | 2.43 | 7.01 | 19.2 | | 1104 | 48.7 | 3.6 | 36.0 | 126.0 | 58.7 | 151.7 | 55.3 | 0.00 | 376.7 | 0.0 | 0.87 | 11.93 | 0.22 | -1.80 | 0.99 |
| 30.-H6-1-1(S) | 30.12.94 | 3.15 | 7.21 | 19.2 | | 1090 | 47.8 | 3.2 | 36.0 | 124.0 | 59.5 | 159.2 | 52.3 | 0.00 | 368.6 | 0.0 | 0.00 | 11.93 | 0.21 | -2.45 | 0.97 |
| 32.-P2-1 | 30.12.94 | 2.87 | 7.15 | 20.1 | -7.5 | 1151 | 46.9 | 1.3 | 36.0 | 132.0 | 61.6 | 163.6 | 53.9 | 0.00 | 409.1 | 0.0 | 0.00 | 11.14 | 0.18 | -4.51 | 0.93 |
| 33.-H6-12 | 30.12.94 | 2.22 | 6.92 | 20.4 | -8.0 | 1260 | 61.4 | 5.4 | 40.0 | 140.0 | 71.5 | 173.9 | 55.7 | 0.00 | 434.4 | 0.0 | 1.03 | 12.06 | 0.31 | -2.13 | 1.18 |
| 36.-H6-17-1 | 30.12.94 | | 7.01 | 19.7 | | 2330 | 218.0 | 5.3 | 68.0 | 173.0 | 319.8 | 254.1 | 82.8 | 0.00 | 467.6 | 0.0 | 3.63 | 11.64 | 0.31 | 1.13 | 3.56 |
| 37.-H6-18-1 | 30.12.94 | 0.32 | 6.78 | 19.9 | | 6450 | 450.0 | 15.0 | 170.0 | 489.0 | 1555.0 | 503.0 | 133.8 | 0.00 | 386.4 | 0.0 | 0.00 | 10.78 | 0.24 | -3.70 | 4.47 |
| 39.-H6-N20-2-1 | 30.12.94 | | 7.11 | 18.5 | -4.0 | 12070 | 1656.0 | 17.5 | 220.0 | 429.0 | 3081.0 | 542.0 | 100.0 | 0.00 | 403.7 | 0.0 | 0.00 | 9.30 | 0.69 | 2.55 | 16.21 |
| 40.-S-152 | 30.12.94 | 0.96 | 7.05 | 18.6 | -4.0 | 18370 | 6500.0 | 57.0 | 480.0 | 508.0 | 13114.0 | 1326.0 | 24.0 | 0.00 | 221.4 | 0.0 | 0.00 | 16.22 | 0.34 | -7.00 | 49.66 |
| 41.-S-16BIS | 30.12.94 | 0.37 | 7.25 | 19.2 | -3.0 | 3340 | 191.0 | 13.0 | 120.0 | 298.0 | 596.0 | 387.0 | 21.0 | 0.00 | 430.5 | 0.0 | 0.00 | 9.69 | 0.22 | 1.70 | 2.36 |
| 43.-H6-19-2 | 30.12.94 | 0.63 | 7.26 | 19.6 | -2.5 | 2190 | 140.0 | 6.9 | 60.0 | 222.0 | 263.0 | 340.0 | 155.0 | 0.00 | 335.1 | 0.0 | 0.00 | 10.09 | 0.18 | -0.47 | 2.15 |
| 44.-H6-21-3 | 30.12.94 | | 7.17 | 20.6 | | 1854 | 114.0 | 6.5 | 50.0 | 204.0 | 184.0 | 265.0 | 139.0 | 0.00 | 354.7 | 0.0 | 6.51 | 10.51 | 0.24 | 1.72 | 1.85 |
| 45.-H6-N21-1-1 | 30.12.94 | | 7.20 | 18.0 | -2.5 | 2680 | 146.0 | 9.2 | 80.0 | 304.0 | 260.0 | 550.0 | 312.0 | 0.00 | 323.3 | 0.0 | 0.00 | 9.24 | 0.23 | -1.36 | 1.93 |

*Resultados obtenidos en el muestreo de Enero de 1995*

| PUNTO | FECHA | N.P. (m) | pH | T (°C) | Prof. Toma (m) | C.E. (microS/cm) | $Na^+$ (mg/l) | $K^+$ (mg/l) | $Mg^{2+}$ (mg/l) | $Ca^{2+}$ (mg/l) | $Cl^-$ (mg/l) | $SO_4^{2-}$ (mg/l) | $NO_3^-$ (mg/l) | $NO_2^-$ (mg/l) | $HCO_3^-$ (mg/l) | $CO_3^{2-}$ (mg/l) | $PO_4^{3-}$ (mg/l) | $SiO_2$ (mg/l) | B (mg/l) | E.B.I. (%) | SAR |
|---|---|---|---|---|---|---|---|---|---|---|---|---|---|---|---|---|---|---|---|---|---|
| 01.-D4-N36-1 | 26.01.95 | | 7.55 | 18.0 | | 945 | 38.3 | 2.4 | 30.0 | 120.0 | 55.2 | 155.0 | 27.3 | 0.00 | 313.4 | 0.0 | 2.40 | 11.68 | 0.13 | -0.86 | 0.81 |
| 03.-E4-4 | 26.01.95 | 54.46 | 7.26 | 18.0 | -20.0 | 983 | 42.9 | 2.3 | 34.0 | 123.0 | 58.8 | 162.8 | 29.8 | 0.00 | 322.3 | 0.0 | 1.95 | 12.30 | 0.16 | 0.23 | 0.88 |
| 06.-E5-19 | 26.01.95 | | 7.22 | 18.4 | | 1064 | 49.2 | 2.2 | 36.0 | 130.0 | 67.1 | 164.2 | 33.4 | 0.00 | 354.2 | 0.0 | 0.00 | 12.17 | 0.16 | -0.05 | 0.98 |
| 07.-E5-24(S) | 26.01.95 | | 7.43 | 19.9 | | 1053 | 38.3 | 1.7 | 40.0 | 132.0 | 58.2 | 145.3 | 81.7 | 0.00 | 329.6 | 0.0 | 1.61 | 14.36 | 0.12 | 0.86 | 0.75 |
| 08.-F5-16 | 26.01.95 | 15.32 | 7.12 | 18.3 | | 945 | 37.2 | 1.6 | 34.0 | 115.0 | 51.2 | 127.3 | 61.5 | 0.00 | 310.6 | 0.0 | 2.27 | 12.43 | 0.13 | 0.08 | 0.78 |
| 09.-E6-11 | 26.01.95 | 41.11 | 7.58 | 18.6 | -15.0 | 716 | 31.2 | 3.0 | 26.0 | 73.0 | 15.6 | 93.8 | 6.2 | 0.00 | 288.3 | 0.0 | 3.97 | 7.53 | 0.14 | -0.02 | 0.80 |
| 11.-E6-22(S) | 26.01.95 | | 7.61 | 17.1 | | 652 | 25.4 | 2.7 | 24.0 | 76.0 | 30.1 | 78.7 | 10.0 | 0.00 | 252.9 | 0.0 | 0.00 | 6.35 | 0.14 | 1.06 | 0.65 |
| 12.-F6-1-3 | 26.01.95 | | 7.53 | 17.5 | | 601 | 23.9 | 2.6 | 20.0 | 73.0 | 26.8 | 68.2 | 13.3 | 0.00 | 235.7 | 0.0 | 2.48 | 6.95 | 0.14 | 1.11 | 0.64 |
| 14.-P6-1 | 26.01.95 | 13.10 | 7.10 | 18.7 | -17.0 | 702 | 27.3 | 1.8 | 22.0 | 65.0 | 29.0 | 78.0 | 34.5 | 0.00 | 270.5 | 0.0 | 1.00 | 9.46 | 0.13 | -8.34 | 0.75 |
| 16.-F6-24-1 | 26.01.95 | | 6.91 | 18.6 | | 908 | 31.6 | 1.9 | 30.0 | 112.0 | 43.0 | 121.3 | 52.9 | 0.00 | 313.8 | 0.0 | 0.00 | 11.21 | 0.14 | -1.32 | 0.68 |
| 18.-G6-2-3 | 30.01.95 | 6.93 | 7.28 | 19.4 | | 1147 | 35.8 | 1.9 | 42.0 | 129.0 | 57.9 | 157.6 | 112.0 | 0.00 | 339.2 | 0.0 | 0.00 | 13.35 | 0.14 | -3.28 | 0.70 |
| 19.-G6-5-2 | 30.01.95 | 8.85 | 6.82 | 19.4 | -10.0 | 1600 | 61.0 | 4.6 | 54.0 | 204.0 | 93.6 | 242.9 | 116.4 | 0.00 | 506.5 | 0.0 | 8.46 | 10.70 | 0.29 | -1.37 | 0.98 |
| 20.-G6-N6-2-1 | 30.01.95 | 8.62 | 7.01 | 20.2 | 12.5 | 1858 | 47.0 | 2.9 | 66.0 | 214.0 | 93.3 | 272.9 | 324.6 | 0.00 | 385.2 | 0.0 | 6.46 | 18.14 | 0.13 | -4.29 | 0.72 |
| 22.-G6-9 | 30.01.95 | | 7.19 | 19.3 | | 1145 | 45.7 | 3.7 | 38.0 | 108.0 | 56.1 | 166.6 | 69.7 | 0.00 | 385.8 | 0.0 | 3.73 | 10.83 | 0.23 | -8.23 | 0.96 |
| 23.-G6-N11-1 | 30.01.95 | 6.83 | 6.82 | 19.3 | | 1072 | 38.7 | 2.6 | 36.0 | 88.0 | 52.9 | 161.7 | 61.3 | 0.00 | 357.7 | 0.0 | 0.00 | 11.19 | 0.19 | -12.52 | 0.88 |
| 25.-Vélez2 | 30.01.95 | | 6.61 | 14.5 | | 1234 | 105.0 | 20.0 | 28.0 | 86.0 | 84.8 | 146.9 | 0.0 | 0.00 | 445.7 | 0.0 | 17.25 | 10.83 | 1.01 | -4.43 | 2.52 |
| 26.-G6-19 | 30.01.95 | 5.04 | 7.31 | 16.0 | -10.0 | 1717 | 284.2 | 3.1 | 66.0 | 202.0 | 103.9 | 293.7 | 148.6 | 0.00 | 490.3 | 0.0 | 2.77 | 13.54 | 0.28 | 17.86 | 4.44 |
| 27.-G6-28 | 30.01.95 | 4.34 | 7.22 | 19.4 | -10.0 | 1037 | 38.2 | 3.0 | 36.0 | 127.0 | 51.0 | 147.3 | 54.8 | 0.00 | 367.5 | 0.0 | 0.84 | 12.58 | 0.21 | -1.67 | 0.77 |
| 28.-G6-30 | 29.01.95 | 1.86 | 7.15 | 19.1 | | 1080 | 43.4 | 3.6 | 38.0 | 129.0 | 54.9 | 153.6 | 58.4 | 0.00 | 378.4 | 0.0 | 1.30 | 12.02 | 0.22 | -1.48 | 0.86 |
| 29.-G6-32 | 29.01.95 | | 7.10 | 19.6 | | 1167 | 43.3 | 3.1 | 44.0 | 149.0 | 58.7 | 176.4 | 85.4 | 0.00 | 379.7 | 0.0 | 0.00 | 12.67 | 0.19 | 0.35 | 0.80 |
| 30.-H6-1-1(S) | 29.01.95 | 2.40 | 7.05 | 19.2 | | 1095 | 51.0 | 3.2 | 42.0 | 136.0 | 55.3 | 162.7 | 61.0 | 0.00 | 377.6 | 0.0 | 2.53 | 12.07 | 0.26 | 1.71 | 0.98 |
| 32.-P2-1 | 29.01.95 | 2.95 | 7.10 | 17.4 | -7.0 | 1070 | 48.6 | 1.2 | 38.0 | 115.0 | 54.5 | 160.9 | 64.2 | 0.00 | 354.3 | 0.0 | 0.00 | 9.95 | 0.17 | -3.17 | 1.00 |
| 33.-H6-12 | 29.01.95 | 1.82 | 6.77 | 20.2 | -8.0 | 1303 | 65.8 | 5.5 | 45.0 | 163.0 | 66.9 | 199.0 | 71.1 | 0.00 | 452.9 | 0.0 | 0.40 | 12.32 | 0.31 | 0.81 | 1.18 |
| 35.-H6-16(P) | 29.01.95 | 1.05 | 7.09 | 19.4 | | 3870 | 443.0 | 7.6 | 102.0 | 258.0 | 806.8 | 260.0 | 88.5 | 0.00 | 426.6 | 0.0 | 0.00 | 11.08 | 0.22 | 5.35 | 5.91 |
| 36.-H6-17-1 | 29.01.95 | | 6.97 | 20.0 | | 2070 | 216.0 | 5.0 | 66.0 | 176.0 | 231.5 | 255.9 | 104.7 | 0.00 | 482.0 | 0.0 | 25.26 | 11.66 | 0.30 | 5.06 | 3.52 |
| 37.-H6-18-1 | 29.01.95 | 0.48 | 6.79 | 19.1 | | 6700 | 548.0 | 15.0 | 200.0 | 588.0 | 1726.0 | 544.4 | 143.8 | 0.00 | 390.9 | 0.0 | 5.86 | 10.79 | 0.24 | 0.91 | 4.98 |
| 38.-H6-20-1 | 29.01.95 | 0.30 | 7.73 | 15.4 | -3.0 | 1184 | 56.2 | 3.8 | 44.0 | 138.0 | 77.5 | 160.9 | 96.0 | 0.00 | 344.4 | 0.0 | 3.96 | 10.09 | 0.22 | 1.23 | 1.07 |
| 39.-H6-N20-2-1 | 29.01.95 | | 7.05 | 14.9 | -4.0 | 7500 | 798.0 | 9.4 | 168.0 | 510.0 | 1953.0 | 518.0 | 249.5 | 0.00 | 285.7 | 0.0 | 0.00 | 8.83 | 0.38 | -0.24 | 7.83 |
| 40.-S-152 | 29.01.95 | 0.80 | 6.72 | 19.3 | -3.5 | 18360 | 2355.0 | 55.0 | 532.0 | 660.0 | 5835.0 | 755.5 | 0.0 | 0.00 | 222.3 | 0.0 | 0.00 | 8.20 | 0.33 | -0.94 | 16.54 |
| 41.-S-16BIS | 29.01.95 | 0.39 | 7.15 | 18.0 | -3.0 | 3160 | 170.0 | 12.8 | 130.0 | 300.0 | 616.9 | 423.4 | 14.5 | 0.00 | 443.6 | 0.0 | 12.21 | 10.28 | 0.21 | -0.50 | 2.06 |
| 43.-H6-19-2 | 29.01.95 | 0.54 | 7.04 | 18.7 | -2.5 | 2370 | 146.0 | 6.6 | 70.0 | 228.0 | 297.1 | 400.4 | 188.6 | 0.00 | 340.5 | 0.0 | 9.14 | 10.07 | 0.19 | -3.44 | 2.17 |
| 44.-H6-21-3 | 29.01.95 | | 6.89 | 19.4 | -3.5 | 1938 | 98.4 | 6.5 | 57.0 | 199.0 | 197.7 | 310.3 | 177.6 | 0.00 | 347.8 | 0.0 | 2.88 | 10.26 | 0.23 | -3.88 | 1.58 |
| 45.-H6-N21-1-1 | 29.01.95 | | 7.08 | 18.1 | -3.0 | 3080 | 164.0 | 9.0 | 95.0 | 330.0 | 342.9 | 608.1 | 391.4 | 0.00 | 322.7 | 0.0 | 0.00 | 9.07 | 0.22 | -3.49 | 2.05 |
| 46.-H6-18-3 | 29.01.95 | | 6.79 | 20.6 | | 4880 | 294.0 | 15.0 | 126.0 | 422.0 | 1045.5 | 377.3 | 280.0 | 0.00 | 374.2 | 0.0 | 0.00 | 11.60 | 0.23 | -3.67 | 3.23 |

*Resultados obtenidos en el muestreo de Febrero de 1995*

| PUNTO | FECHA | N.P. (m) | pH | T (°C) | Prof. Toma (m) | C.E. (microS/cm) | $Na^+$ (mg/l) | $K^+$ (mg/l) | $Mg^{2+}$ (mg/l) | $Ca^{2+}$ (mg/l) | $Cl^-$ (mg/l) | $SO_4^{2-}$ (mg/l) | $NO_3^-$ (mg/l) | $NO_2^-$ (mg/l) | $HCO_3^-$ (mg/l) | $CO_3^{2-}$ (mg/l) | $PO_4^{3-}$ (mg/l) | $SiO_2$ (mg/l) | B (mg/l) | E.B.I (%) | SAR |
|---|---|---|---|---|---|---|---|---|---|---|---|---|---|---|---|---|---|---|---|---|---|
| 01.-D4-N36-1 | 26.02.95 | | 8.15 | 18.5 | | 956 | 38.7 | 2.5 | 34.0 | 111.0 | 63.9 | 159.8 | 26.7 | 0.00 | 323.4 | 0.0 | 0.00 | 11.80 | 0.15 | -3.71 | 0.82 |
| 03.-E4-4 | 26.02.95 | 52.36 | 7.12 | 18.3 | -22.5 | 1013 | 45.7 | 2.5 | 34.0 | 120.0 | 70.4 | 172.8 | 28.8 | 0.00 | 359.3 | 0.0 | 0.78 | 12.20 | 0.16 | -4.83 | 0.95 |
| 08.-F5-16 | 26.02.95 | 13.32 | 6.99 | 18.5 | | 1004 | 38.1 | 1.6 | 34.0 | 111.0 | 59.0 | 139.0 | 70.2 | 0.00 | 313.5 | 0.0 | 0.00 | 12.94 | 0.15 | -3.81 | 0.81 |
| 09.-E6-11 | 26.02.95 | 42.53 | 6.98 | 18.2 | | 702 | 30.8 | 2.8 | 26.0 | 71.5 | 46.7 | 96.4 | 6.0 | 0.00 | 272.2 | 0.0 | 1.91 | 7.09 | 0.15 | -5.10 | 0.79 |
| 11.-E6-22(S) | 26.02.95 | | 6.93 | 17.8 | | 635 | 27.6 | 2.8 | 22.0 | 64.5 | 34.9 | 86.4 | 7.4 | 0.00 | 228.1 | 0.0 | 1.43 | 6.64 | 0.15 | -2.63 | 0.76 |
| 12.-F6-1-3 | 26.02.95 | | 7.09 | 17.6 | | 614 | 26.2 | 2.7 | 22.0 | 63.5 | 47.0 | 75.2 | 12.7 | 0.02 | 235.5 | 0.0 | 1.62 | 7.37 | 0.15 | -5.84 | 0.72 |
| 14.-P6-1 | 26.02.95 | 12.14 | 7.33 | 18.6 | -18.0 | 688 | 31.4 | 1.9 | 22.0 | 65.5 | 41.8 | 87.8 | 13.6 | 0.00 | 248.9 | 0.0 | 0.00 | 8.81 | 0.15 | -5.90 | 0.86 |
| 16.-F6-24-1 | 26.02.95 | | 7.05 | 18.5 | | 900 | 37.0 | 1.9 | 32.0 | 108.0 | 46.3 | 118.9 | 50.5 | 0.00 | 313.7 | 0.0 | 0.00 | 11.09 | 0.15 | -0.29 | 0.80 |
| 17.-F6-13-1 | 26.02.95 | | 6.98 | 18.6 | | 1412 | 122.5 | 13.0 | 40.0 | 114.0 | 87.0 | 184.9 | 0.0 | 10.04 | 534.2 | 0.0 | 18.26 | 15.00 | 1.34 | -2.14 | 2.51 |
| 18.-G6-2-3 | 26.02.95 | 7.89 | 7.25 | 19.6 | | 1058 | 36.8 | 1.8 | 36.0 | 127.0 | 51.5 | 142.2 | 89.1 | 0.00 | 339.4 | 0.0 | 2.85 | 12.88 | 0.14 | -2.09 | 0.74 |
| 19.-G6-5-2 | 25.02.95 | 8.29 | 7.31 | 18.7 | -10.5 | 1580 | 72.2 | 4.7 | 51.0 | 178.0 | 88.2 | 228.2 | 122.7 | 0.00 | 497.2 | 0.0 | 2.85 | 10.62 | 0.33 | -3.06 | 1.23 |
| 20.-G6-N6-2-1 | 25.02.95 | 7.00 | 7.23 | 19.7 | | 1843 | 49.5 | 3.2 | 68.0 | 238.0 | 91.4 | 281.8 | 330.7 | 0.00 | 400.8 | 0.0 | 6.46 | 17.77 | 0.13 | -1.60 | 0.73 |
| 22.-G6-9 | 25.02.95 | | 6.93 | 18.9 | | 1233 | 52.0 | 3.8 | 46.0 | 140.0 | 65.7 | 176.7 | 77.1 | 0.00 | 409.2 | 0.0 | 1.95 | 11.06 | 0.25 | -1.32 | 0.97 |
| 23.-G6-N11-1 | 25.02.95 | 5.43 | 7.20 | 19.2 | | 1134 | 47.7 | 2.7 | 42.0 | 132.0 | 55.7 | 177.8 | 66.6 | 0.00 | 370.1 | 0.0 | 0.00 | 11.09 | 0.20 | -0.92 | 0.93 |
| 24.-G6-N24-1 | 25.02.95 | | 7.12 | 17.8 | | 938 | 35.9 | 2.3 | 32.0 | 119.0 | 42.3 | 129.0 | 52.9 | 0.44 | 317.7 | 0.0 | 4.33 | 10.31 | 0.16 | 1.20 | 0.75 |
| 26.-G6-19 | 25.02.95 | 4.46 | 7.73 | 16.4 | -10.5 | 1657 | 121.0 | 3.4 | 60.0 | 152.0 | 107.0 | 273.1 | 128.3 | 0.00 | 462.9 | 0.0 | 2.50 | 11.63 | 0.31 | -1.36 | 2.10 |
| 27.-G6-28 | 25.02.95 | 2.71 | 7.22 | 18.6 | -11.0 | 1083 | 46.9 | 2.9 | 36.0 | 117.0 | 52.4 | 152.9 | 60.8 | 0.00 | 372.3 | 0.0 | 1.98 | 12.70 | 0.22 | -3.66 | 0.97 |
| 28.-G6-30 | 25.02.95 | -1.95 | 7.19 | 18.9 | | 1096 | 45.7 | 3.1 | 34.0 | 123.0 | 52.2 | 149.4 | 60.1 | 0.00 | 380.3 | 0.0 | 1.05 | 11.98 | 0.23 | -3.43 | 0.94 |
| 30.-H6-1-1(S) | 25.02.95 | 0.35 | 7.24 | 18.9 | | 1099 | 47.5 | 3.1 | 39.0 | 128.0 | 53.8 | 160.1 | 61.1 | 0.00 | 374.4 | 0.0 | 1.65 | 12.16 | 0.21 | -0.99 | 0.94 |
| 32.-P2-1 | 25.02.95 | 1.96 | 7.17 | 18.0 | -8.0 | 1089 | 45.3 | 1.2 | 38.0 | 131.0 | 53.8 | 162.0 | 57.8 | 0.00 | 374.9 | 0.0 | 0.76 | 11.22 | 0.19 | -1.28 | 0.90 |
| 33.-H6-12 | 25.02.95 | 0.73 | 7.44 | 20.2 | -9.0 | 1290 | 59.4 | 5.2 | 42.0 | 151.0 | 67.8 | 184.0 | 65.0 | 0.00 | 455.1 | 0.0 | 1.29 | 12.36 | 0.21 | -1.95 | 1.10 |
| 36.-H6-17-1 | 25.02.95 | | 6.92 | 19.6 | | 2150 | 183.0 | 4.7 | 66.0 | 177.0 | 278.3 | 275.6 | 108.6 | 0.00 | 520.2 | 0.0 | 0.00 | 11.20 | 0.30 | -3.30 | 2.98 |
| 38.-H6-20-1 | 25.02.95 | 0.38 | 7.79 | 16.0 | -3.5 | 2540 | 243.0 | 5.9 | 78.0 | 180.0 | 450.8 | 209.2 | 70.7 | 0.00 | 381.3 | 0.0 | 10.61 | 9.37 | 0.21 | 3.28 | 3.81 |
| 39.-H6-N20-2-1 | 25.02.95 | | 7.06 | 14.6 | -4.0 | 7720 | 826.0 | 8.8 | 180.0 | 498.0 | 1832.5 | 482.0 | 279.5 | 0.00 | 304.8 | 0.0 | 0.00 | 8.44 | 0.37 | 3.12 | 8.07 |
| 40.-S-152 | 25.02.95 | 0.54 | 7.17 | 19.6 | -4.0 | 13020 | 1485.0 | 32.0 | 360.0 | 660.0 | 3831.0 | 365.5 | 0.0 | 0.00 | 214.0 | 0.0 | 0.00 | 8.77 | 0.25 | 3.55 | 11.55 |
| 41.-S-16BIS | 25.02.95 | 0.60 | 7.58 | 17.9 | -3.0 | 1699 | 141.0 | 8.2 | 49.0 | 136.0 | 160.4 | 225.0 | 101.3 | 0.00 | 382.6 | 0.0 | 15.91 | 11.77 | 0.24 | 0.14 | 2.64 |
| 43.-H6-19-2 | 25.02.95 | 0.40 | 7.20 | 18.2 | -3.0 | 2870 | 186.5 | 6.7 | 84.0 | 304.0 | 356.3 | 432.5 | 218.2 | 0.00 | 366.9 | 0.0 | 4.34 | 9.55 | 0.23 | 3.01 | 2.44 |
| 44.-H6-21-3 | 25.02.95 | | 7.28 | 17.7 | -3.5 | 2100 | 120.5 | 5.9 | 60.0 | 238.0 | 214.2 | 341.6 | 216.9 | 0.00 | 347.5 | 0.0 | 0.00 | 9.66 | 0.24 | -0.32 | 1.81 |
| 45.-H6-N21-1-1 | 25.02.95 | | 7.21 | 17.7 | -3.0 | 3420 | 191.5 | 8.8 | 110.0 | 411.0 | 385.8 | 545.3 | 399.0 | 0.00 | 321.8 | 0.0 | 0.00 | 8.90 | 0.23 | 5.79 | 2.17 |

*Resultados obtenidos en el muestreo de Marzo de 1995*

| PUNTO | FECHA | N.P. (m) | pH | T (°C) | Prof. Toma (m) | C.E. (microS/cm) | $Na^+$ (mg/l) | $K^+$ (mg/l) | $Mg^{2+}$ (mg/l) | $Ca^{2+}$ (mg/l) | $NH_4^-$ (mg/l) | $Cl^-$ (mg/l) | $SO_4^{2-}$ (mg/l) | $NO_3^-$ (mg/l) | $NO_2^-$ (mg/l) | $HCO_3^-$ (mg/l) | $CO_3^{2-}$ (mg/l) | $PO_4^{3-}$ (mg/l) | E.B.I. (%) | SAR |
|---|---|---|---|---|---|---|---|---|---|---|---|---|---|---|---|---|---|---|---|---|
| 01.-D4-N36-1 | 28.03.95 | | 7.10 | 18.5 | | 959 | 51.1 | 5.3 | 33.5 | 125.0 | 0.00 | 50.6 | 155.6 | 23.6 | 0.00 | 312.2 | 0.0 | 0.00 | 5.51 | 1.05 |
| 03.-E4-4 | 28.03.95 | 52.66 | 7.64 | 18.4 | | 1005 | 46.0 | 2.6 | 36.0 | 128.4 | 0.00 | 46.9 | 183.6 | 27.7 | 0.00 | 326.1 | 0.0 | 0.00 | 2.24 | 0.92 |
| 11.-E6-22(S) | 28.03.95 | | 7.72 | 18.3 | | 638 | 30.4 | 3.4 | 23.2 | 76.5 | 0.00 | 34.4 | 95.2 | 7.5 | 0.00 | 221.4 | 0.0 | 0.00 | 3.09 | 0.78 |
| 12.-F6-1-3 | 28.03.95 | 15.43 | 7.48 | 17.6 | | 616 | 25.3 | 1.3 | 21.8 | 73.4 | 0.00 | 36.8 | 69.3 | 10.9 | 0.00 | 236.3 | 0.0 | 0.00 | 0.48 | 0.67 |
| 14.-P6-1 | 26.03.95 | 11.88 | 7.07 | 18.6 | | 900 | 38.8 | 3.4 | 28.3 | 94.8 | 0.22 | 37.5 | 77.0 | 16.3 | 0.00 | 265.7 | 0.0 | 0.00 | 9.74 | 0.90 |
| 15.-F6-20-2 | 28.03.95 | | 7.65 | 18.7 | | 1200 | 87.4 | 6.5 | 69.0 | 102.2 | 0.00 | 57.1 | 198.4 | 35.5 | 0.00 | 422.9 | 0.0 | 0.00 | 5.34 | 1.64 |
| 16.-F6-24-1 | 26.03.95 | 12.82 | 7.25 | 18.4 | -17.5 | 695 | 37.6 | 2.2 | 35.4 | 108.8 | 0.00 | 41.8 | 113.7 | 46.0 | 0.00 | 303.7 | 0.0 | 0.00 | 3.96 | 0.80 |
| 18.-G6-2-3 | 28.03.95 | 8.66 | 7.64 | 19.3 | | 1050 | 38.4 | 1.3 | 37.8 | 126.4 | 0.00 | 41.2 | 125.6 | 87.8 | 0.00 | 330.9 | 0.0 | 0.00 | 2.31 | 0.77 |
| 19.-G6-5-2 | 26.03.95 | 8.67 | 6.28 | 16.0 | -10.0 | 1584 | 92.6 | 3.8 | 59.2 | 191.1 | 0.00 | 84.7 | 244.5 | 104.0 | 0.00 | 494.1 | 0.0 | 0.00 | 3.56 | 1.50 |
| 20.-G6-6-2 | 26.03.95 | 8.04 | 7.05 | 20.3 | -12.0 | 1844 | 57.4 | 0.5 | 72.3 | 260.3 | 0.00 | 92.9 | 229.4 | 290.8 | 0.00 | 364.4 | 0.0 | 0.00 | 8.56 | 0.81 |
| 23.-G6-N11-1 | 28.03.95 | 5.91 | 6.58 | 19.6 | | 1140 | 52.1 | 1.0 | 37.7 | 127.7 | 0.00 | 47.7 | 161.7 | 62.7 | 0.00 | 370.6 | 0.0 | 0.00 | -0.16 | 1.04 |
| 26.-G6-19 | 26.03.95 | 4.49 | 7.73 | 16.3 | -10.5 | 1570 | 104.8 | 3.4 | 67.5 | 166.9 | 0.00 | 108.2 | 254.6 | 97.7 | 0.00 | 422.6 | 0.0 | 0.00 | 4.72 | 1.73 |
| 27.-G6-28 | 25.03.95 | 3.23 | 7.15 | 18.6 | -11.5 | 1109 | 50.9 | 2.7 | 40.2 | 140.2 | 0.00 | 53.6 | 152.4 | 60.8 | 0.00 | 366.1 | 0.0 | 0.00 | 3.81 | 0.97 |
| 28.-G6-30 | 25.03.95 | -0.55 | 7.20 | 19.1 | | 1074 | 49.6 | 2.5 | 37.5 | 135.9 | 0.00 | 52.8 | 149.5 | 54.3 | 0.00 | 360.6 | 0.0 | 0.00 | 2.99 | 0.97 |
| 32.-P2-1 | 25.03.95 | 1.56 | 7.13 | 19.2 | -9.0 | 1115 | 50.0 | 1.4 | 40.2 | 147.3 | 0.00 | 54.1 | 157.2 | 52.2 | 0.00 | 380.0 | 0.0 | 0.00 | 4.05 | 0.94 |
| 33.-H6-12 | 25.03.95 | 0.93 | 7.07 | 19.2 | -9.0 | 1356 | 67.9 | 4.2 | 48.0 | 180.5 | 0.00 | 70.5 | 224.8 | 76.3 | 0.00 | 441.5 | 0.0 | 0.00 | 2.80 | 1.16 |
| 35.-H6-16(P) | 23.03.95 | 0.44 | 7.16 | 19.0 | | 4250 | 214.0 | 12.0 | 71.3 | 214.5 | 0.00 | 270.8 | 202.0 | 98.8 | 0.00 | 451.5 | 0.0 | 0.00 | 11.36 | 3.23 |
| 36.-H6-17-1 | 23.03.95 | | 7.01 | 19.3 | | 2190 | 262.8 | 31.5 | 78.4 | 198.1 | 0.00 | 301.7 | 291.6 | 110.0 | 0.00 | 507.6 | 0.0 | 0.00 | 7.30 | 4.00 |
| 37.-H6-18-1 | 25.03.95 | 0.40 | 6.84 | 18.2 | | 7020 | 697.0 | 36.5 | 202.5 | 608.5 | 0.00 | 1617.0 | | | | 387.7 | 0.0 | 0.00 | 20.20 | 6.25 |
| 38.-H6-20-1 | 23.03.95 | 0.37 | 8.13 | 18.2 | -3.0 | 1438 | 102.1 | 4.0 | 49.3 | 142.1 | 0.00 | 165.5 | 186.2 | 75.4 | 0.00 | 329.4 | 0.0 | 0.00 | 1.71 | 1.88 |
| 39.-H6-N20-2-1 | 23.03.95 | | 6.98 | 15.5 | -4.0 | 7370 | 1256.5 | 12.0 | 224.0 | 769.5 | 0.00 | 2466.5 | 728.5 | 424.5 | 0.00 | 303.2 | 0.0 | 0.00 | 7.31 | 10.25 |
| 40.-S-152 | 23.03.95 | 0.53 | 7.29 | 19.7 | -3.5 | 13610 | 1812.0 | 34.0 | 366.0 | 639.0 | 0.00 | 4432.0 | 573.0 | 42.0 | 0.00 | 250.1 | 0.0 | 0.00 | -0.02 | 14.16 |
| 41.-S-16BIS | 23.03.95 | 0.52 | 7.26 | 17.7 | -3.0 | 3180 | 178.8 | 11.3 | 139.3 | 343.5 | 0.00 | 583.3 | 488.6 | 40.6 | 0.00 | 442.5 | 0.0 | 0.00 | 2.99 | 2.06 |
| 43.-H6-19-2 | 23.03.95 | 0.50 | 7.41 | 17.2 | -3.0 | 3080 | 221.3 | 2.8 | 93.8 | 488.1 | 0.00 | 422.3 | 561.9 | 243.5 | 0.00 | 357.2 | 0.0 | 0.00 | 11.14 | 2.40 |
| 44.-H6-21-3 | 23.03.95 | | 7.36 | 17.3 | -3.5 | 2220 | 144.8 | 5.4 | 68.3 | 249.9 | 0.00 | 254.6 | 366.9 | 221.3 | 0.00 | 320.4 | 0.0 | 0.00 | 1.83 | 2.09 |
| 45.-H6-N21-1-1 | 23.03.95 | | 7.27 | 17.7 | -3.0 | 3510 | 219.5 | 3.6 | 103.2 | 427.4 | 0.00 | 455.6 | 638.9 | 418.1 | 0.00 | 315.7 | 0.0 | 0.00 | 1.79 | 2.47 |
| 46.-H6-18-3 | 25.03.95 | | 6.98 | 20.5 | | 4910 | 519.5 | 7.3 | 171.0 | 628.3 | 0.00 | 1294.3 | 440.8 | 312.3 | 0.00 | 362.6 | 0.0 | 0.00 | 9.24 | 4.74 |

*Resultados obtenidos en el muestreo de Abril de 1995*

| PUNTO | FECHA | N.P. (m) | pH | T (°C) | Prof. Toma (m) | C.E. (microS/cm) | $Na^+$ (mg/l) | $K^+$ (mg/l) | $Mg^{2+}$ (mg/l) | $Ca^{2+}$ (mg/l) | $NH_4^-$ (mg/l) | $Cl^-$ (mg/l) | $SO_4^{2-}$ (mg/l) | $NO_3^-$ (mg/l) | $NO_2^-$ (mg/l) | $HCO_3^-$ (mg/l) | $CO_3^{2-}$ (mg/l) | $PO_4^{3-}$ (mg/l) | E.B.I. (%) | SAR |
|---|---|---|---|---|---|---|---|---|---|---|---|---|---|---|---|---|---|---|---|---|
| 03.-E4-4 | 27.04.95 | 49.81 | 7.55 | 18.3 | -25.0 | 1027 | 40.2 | 1.1 | 33.5 | 118.9 | 0.00 | 63.6 | 153.2 | 26.7 | 0.01 | 324.4 | 0.0 | 0.00 | -1.28 | 0.84 |
| 06.-E5-19 (E. Viñuela) | 27.04.95 | | 7.16 | 18.0 | | 579 | 37.0 | 3.6 | 17.4 | 47.2 | 0.00 | 43.9 | 84.3 | 0.8 | 0.00 | 161.9 | 0.0 | 0.00 | -1.53 | 1.17 |
| 08.-F5-16 | 27.04.95 | 15.02 | 7.16 | 18.1 | | 1059 | 35.5 | 0.8 | 35.7 | 122.1 | 0.00 | 59.4 | 159.4 | 77.0 | 0.00 | 303.7 | 0.0 | 2.93 | -2.86 | 0.73 |
| 09.-E6-11 | 27.04.95 | 39.01 | 7.11 | 16.5 | -17.0 | 698 | 28.6 | 2.6 | 28.4 | 68.7 | 0.00 | 34.4 | 94.8 | 6.7 | 0.00 | 263.2 | 0.0 | 0.00 | -2.04 | 0.73 |
| 11.-E6-22(S) | 27.04.95 | | 7.49 | 17.9 | | 647 | 27.7 | 2.2 | 23.3 | 64.8 | 0.00 | 35.5 | 89.7 | 7.9 | 0.00 | 223.0 | 0.0 | 0.00 | -1.86 | 0.75 |
| 12.-F6-1-3 | 27.04.95 | 16.18 | 7.34 | 17.4 | | 623 | 24.0 | 1.9 | 20.5 | 68.1 | 0.00 | 31.4 | 76.8 | 10.8 | 0.00 | 228.3 | 0.0 | 0.31 | -1.79 | 0.65 |
| 14.-P6-1 | 27.04.95 | 13.54 | 7.02 | 18.3 | -17.0 | 704 | 31.0 | 1.0 | 21.7 | 79.8 | 0.03 | 31.7 | 83.6 | 25.7 | 0.00 | 253.5 | 0.0 | 0.64 | -0.43 | 0.80 |
| 16.-F6-24-1 | 27.04.95 | 11.98 | 7.26 | 18.6 | | 897 | 35.9 | 1.1 | 31.2 | 110.9 | 0.00 | 40.4 | 116.5 | 49.2 | 0.00 | 303.5 | 0.0 | 1.34 | 1.88 | 0.78 |
| 17.-F6-13-1 | 27.04.95 | 11.94 | 7.30 | 16.5 | -11.0 | 1121 | 69.1 | 6.3 | 34.9 | 117.6 | 3.28 | 57.4 | 103.7 | 1.1 | 0.00 | 499.5 | 0.0 | 0.00 | 0.45 | 1.44 |
| 18.-G6-2-3 | 30.04.95 | 8.98 | 7.33 | 19.6 | | 1066 | | | | | | 51.0 | 143.4 | 92.4 | 0.00 | 330.6 | 0.0 | 0.00 | -100.00 | |
| 19.-G6-5-2 | 27.04.95 | 8.88 | 6.96 | 19.4 | | 1294 | 65.3 | 2.9 | 43.7 | 159.7 | 0.00 | 64.8 | 179.2 | 70.9 | 0.00 | 446.5 | 0.0 | 1.27 | 1.60 | 1.18 |
| 20.-G6-N6-2-1 | 27.04.95 | 8.52 | 7.04 | 19.5 | | 1821 | 57.8 | 2.3 | 78.0 | 226.9 | 0.00 | 87.8 | 267.8 | 317.2 | 0.00 | 351.2 | 0.0 | 2.88 | 3.52 | 0.84 |
| 23.-G6-N11-1 | 27.04.95 | 6.48 | 8.48 | 18.9 | | 1197 | 51.6 | 1.8 | 41.3 | 142.0 | 0.00 | 62.6 | 174.4 | 68.1 | 0.00 | 386.7 | 0.1 | 2.20 | -0.24 | 0.98 |
| 24.-G6-N24-1 | 29.04.95 | | 7.25 | 17.9 | | 882 | 37.0 | 1.6 | 31.9 | 108.1 | 0.57 | 43.1 | 132.6 | 51.0 | 0.00 | 293.0 | 0.0 | 0.09 | 0.49 | 0.80 |
| 26.-G6-19 | 27.04.95 | 4.49 | 7.66 | 15.9 | -10.5 | 1581 | 100.7 | 2.1 | 55.6 | 154.7 | 0.00 | 55.1 | 151.2 | 42.4 | 0.00 | 413.7 | 0.0 | 0.00 | 15.79 | 1.77 |
| 27.-G6-28 | 27.04.95 | 3.49 | 7.35 | 19.2 | -10.5 | 1124 | 52.2 | 2.1 | 38.6 | 137.1 | 0.04 | 35.4 | 158.9 | 66.4 | 0.00 | 366.7 | 0.0 | 0.00 | 4.04 | 1.02 |
| 28.-G6-30 | 30.04.95 | -0.10 | 7.00 | 19.5 | | 1092 | 48.6 | 2.3 | 36.3 | 134.2 | 0.00 | 34.3 | 151.1 | 58.4 | 0.00 | 364.3 | 0.0 | 0.32 | 3.62 | 0.96 |
| 29.-G6-32 | 30.04.95 | | 7.21 | 19.6 | | 1282 | 52.2 | 2.2 | 48.2 | 175.2 | 0.00 | 41.9 | 190.6 | 100.6 | 0.00 | 409.2 | 0.0 | 0.36 | 5.45 | 0.90 |
| 30.-H6-1-1(S) | 29.04.95 | 1.50 | 7.19 | 19.1 | | 1057 | 45.5 | 2.5 | 37.9 | 136.3 | 0.00 | 34.3 | 154.7 | 56.6 | 0.00 | 352.2 | 0.0 | 0.35 | 4.76 | 0.89 |
| 32.-P2-1 | 29.04.95 | 2.03 | 7.98 | 19.2 | -8.0 | 1096 | 46.8 | 1.6 | 38.7 | 150.8 | 0.00 | 35.3 | 160.4 | 49.0 | 0.00 | 380.8 | 0.0 | 0.51 | 5.86 | 0.88 |
| 33.-H6-12 | 22.04.95 | 1.09 | 7.23 | 19.3 | -9.0 | 1378 | 64.0 | 4.0 | 44.5 | 174.2 | 0.00 | 76.7 | 221.0 | 76.7 | 0.00 | 435.8 | 0.0 | 0.74 | 0.29 | 1.12 |
| 36.-H6-17-1 | 22.04.95 | | 6.92 | 19.5 | | 2100 | 180.8 | 4.4 | 77.6 | 173.7 | 0.00 | 266.9 | 261.8 | 96.1 | 0.00 | 460.2 | 0.0 | 0.51 | 2.12 | 2.87 |
| 38.-H6-20-1 | 29.04.95 | 0.18 | 7.66 | 17.9 | -3.5 | 1195 | 70.7 | 4.6 | 48.8 | 115.7 | 0.04 | 93.5 | 167.2 | 58.9 | 0.00 | 325.1 | 0.0 | 3.33 | 2.30 | 1.39 |
| 39.-H6-N20-2-1 | 29.04.95 | | 6.97 | 17.2 | -4.0 | 5331 | 685.0 | 15.0 | 133.3 | 339.0 | 0.00 | 1449.0 | 454.0 | 269.5 | 0.00 | 307.1 | 0.0 | 0.00 | -1.40 | 7.98 |
| 40.-S-152 | 29.04.95 | 0.48 | 6.13 | 19.7 | -4.0 | 16780 | 2299.5 | 39.5 | 428.5 | 609.0 | 0.00 | 6044.5 | 606.5 | 209.5 | 0.00 | 223.9 | 0.0 | 0.00 | -6.59 | 17.46 |
| 41.-S-16BIS | 22.04.95 | 0.41 | 7.00 | 18.5 | -3.0 | 2430 | 178.1 | 10.6 | 85.0 | 245.9 | 0.00 | 402.0 | 338.0 | 86.0 | 0.00 | 429.6 | 0.0 | 0.00 | 0.88 | 2.50 |
| 43.-H6-19-2 | 22.04.95 | 0.50 | 7.11 | 17.7 | -2.5 | 2999 | 210.8 | 6.4 | 79.7 | 313.8 | 0.30 | 414.1 | 461.4 | 228.4 | 0.00 | 349.3 | 0.0 | 3.43 | 1.39 | 2.75 |
| 44.-H6-21-3 | 22.04.95 | | 7.07 | 17.2 | -3.5 | 2270 | 127.8 | 22.9 | 67.9 | 222.5 | 1.10 | 243.2 | 289.0 | 190.7 | 0.00 | 327.1 | 0.0 | 5.95 | 3.57 | 1.92 |
| 45.-H6-N21-1-1 | 22.04.95 | | 7.04 | 16.6 | -2.5 | 3470 | 140.3 | 1.0 | 123.4 | 498.1 | 0.00 | 380.1 | 572.5 | 413.0 | 0.00 | 309.8 | 0.0 | 0.00 | 8.95 | 1.46 |

*Resultados obtenidos en el muestreo de Julio de 1995*

| PUNTO | FECHA | N.P. (m) | T (°C) | Prof. Toma (m) | C.E. (microS/cm) | $Cl^-$ (mg/l) | $SO_4^{2-}$ (mg/l) | $NO_3^-$ (mg/l) | $NO_2^-$ (mg/l) | $PO_4^{3-}$ (mg/l) |
|---|---|---|---|---|---|---|---|---|---|---|
| 09.-E6-11 | 06.07.95 | 41.46 | 18.9 | -15.0 | 685 | 35.7 | 95.6 | 4.1 | 0.00 | 0.00 |
| 11.-E6-22(S) | 06.07.95 | | 22.0 | | 633 | 35.2 | 207.6 | 4.8 | 0.00 | 0.00 |
| 12.-F6-1-3 | 06.07.95 | | 17.6 | | 648 | 31.5 | 164.5 | 9.7 | 0.00 | 0.00 |
| 14.-P6-1(a) | 06.07.95 | 9.49 | 18.7 | 21.0 | 666 | 32.4 | 317.4 | 18.6 | 0.00 | 0.00 |
| 14.-P6-1(b) | 06.07.95 | 9.49 | 18.5 | 25.0 | 659 | 29.3 | 73.5 | 15.5 | 0.00 | 0.00 |
| 16.-F6-24-1 | 06.07.95 | | 19.1 | | 813 | 36.8 | 313.2 | 33.7 | 0.00 | 0.00 |
| 23.-G6-N11-1 | 06.07.95 | | 19.6 | | 1136 | 58.3 | 234.0 | 61.1 | 0.00 | 0.00 |
| 24.-G6-N24-1 | 05.07.95 | | 19.7 | | 950 | 73.1 | 207.5 | 122.1 | 0.00 | 0.00 |
| 26.-G6-19 | 05.07.95 | 4.43 | 19.8 | -10.5 | 1540 | 70.3 | 356.0 | 75.7 | 0.00 | 0.00 |
| 28.-G6-N30-1 | 05.07.95 | 0.21 | 18.9 | | 1040 | 47.9 | 150.3 | 61.9 | 0.00 | 0.00 |
| 30.-H6-1-1(S) | 05.07.95 | -2.10 | 18.9 | | 1079 | 58.3 | 183.4 | 75.0 | 0.00 | 0.00 |
| 32.-P2-1(a) | 05.07.95 | 0.56 | 20.1 | -9.0 | 1145 | 61.0 | 180.3 | 70.4 | 0.00 | 0.00 |
| 32.-P2-1(b) | 05.07.95 | 0.56 | 19.8 | -12.0 | 1145 | 56.5 | 169.2 | 58.3 | 0.00 | 0.00 |
| 33.-H6-12 | 04.07.95 | -0.35 | 20.0 | -10.5 | 1380 | 74.8 | 394.5 | 72.4 | 0.00 | 0.00 |
| 36.-H6-17-1 | 04.07.95 | | 19.9 | | 2540 | 375.8 | 262.3 | 77.3 | 0.00 | 0.00 |
| 38.-H6-20-1 | 04.07.95 | 0.14 | 22.1 | -3.5 | 1366 | 166.7 | 173.0 | 50.8 | 0.00 | 0.00 |
| 39.-H6-N20-2-1 | 04.07.95 | | 20.6 | -4.5 | 1382 | 147.3 | 188.8 | 83.9 | 0.00 | 0.00 |
| 40.-S-152 | 04.07.95 | 0.11 | 21.8 | -5.0 | 10700 | 3084.0 | 336.0 | 0.0 | 0.00 | 0.00 |
| 41.-S-16BIS | 04.07.95 | 0.17 | 22.3 | -3.0 | 2930 | 515.4 | 364.3 | 0.0 | 0.00 | 0.00 |
| 43.-H6-19-2 | 04.07.95 | 0.15 | 22.2 | -2.5 | 2910 | 350.8 | 2836.8 | 228.3 | 0.00 | 0.00 |
| 45.-H6-N21-1-1 | 04.07.95 | | 21.8 | -3.5 | 3400 | 384.1 | 2451.5 | 410.9 | 0.00 | 0.00 |

*Determinación de metales en las aguas del acuífero de Vélez*

| | NOVIEMBRE DE 1994 | | | | | MARZO DE 1995 | | | |
|---|---|---|---|---|---|---|---|---|---|
| **PUNTO** | **Cr (ppb)** | **Mn (ppb)** | **Fe (ppb)** | **Cd (ppb)** | **Pb (ppb)** | **Mn (ppb)** | **Fe (ppb)** | **Cd (ppb)** | **Pb (ppb)** |
| **6.-E5-19** | | < 1 | 4 | < 0.5 | < 1 | | | | |
| **11.-E6-22** | | 1 | 5 | < 0.5 | < 1 | 4.7 | 10 | < 0.5 | < 1 |
| **12.-F6-1-3** | | < 1 | 5 | < 0.5 | < 1 | < 1 | 5 | < 0.5 | < 1 |
| **18.-G6-2-3** | | 7.8 | 20 | < 0.5 | < 1 | 2.1 | 7 | < 0.5 | < 1 |
| **23.-G6-N11-1** | | 1.1 | 88 | < 0.5 | < 1 | < 1 | 59 | < 0.5 | < 1 |
| **24.-G6-N24-1** | | < 1 | 10 | < 0.5 | < 1 | | | | |
| **28.-G6-30** | | 1.8 | 4 | < 0.5 | < 1 | < 1 | 3 | < 0.5 | < 1 |
| **30.-H6-1-1(S)** | < 1 | < 1 | 3.5 | < 0.5 | < 1 | | | | |
| **36.-H6-17-1** | < 1 | 2 | 31.1 | < 0.5 | < 1 | 1 | 6 | < 0.5 | < 1 |
| **37.-H6-18-1** | | 1.6 | 2 | < 0.5 | < 1 | 2 | 5 | < 0.5 | < 1 |
| **43.-H6-19-2** | < 1 | 1 | 4.1 | 0.7 | < 1 | | | | |

## RESULTADOS DE LOS ANALISIS DE PLAGUICIDAS EFECTUADOS

| FECHA | | 21.09.93 | | 21.09.93 | | | | | 21.09.93 | 21.09.93 | | 21.09.93 | | |
|---|---|---|---|---|---|---|---|---|---|---|---|---|---|---|
| Plag. \ Punto | 2 | 6 | 11 | 13 | 16 | 18 | 23 | 24 | 31 | 34 | 35 | 37 | 38 | 43 |
| NI | | | | 4.30E-04 | | | | | 7.52E-04 | 5.48E-04 | | 3.19E-02 | | |
| Dimetoato | | 9.44E-04 | | | | | | | 8.27E-04 | | | | | |
| Simacina | | | | 1.85E-04 | | | | | | | | 1.05E-03 | | |
| Metil-paratión | | | | | | | | | | 5.73E-04 | | | | |
| Metidatión | | 4.61E-04 | | 3.23E-04 | | | | | | 1.58E-04 | | | | |
| TOTAL | | 0.0014 | | 0.0009 | | | | | 0.0016 | 0.0013 | | 0.0330 | | |

| FECHA | 30.11.93 | 30.11.93 | 30.11.93 | 30.11.93 | 29.11.93 | 29.11.93 | 25.11.93 | 30.11.93 | 29.11.93 | 29.11.93 | 29.11.93 | 29.11.93 | 29.11.93 | 29.11.93 |
|---|---|---|---|---|---|---|---|---|---|---|---|---|---|---|
| Plag. \ Punto | 2 | 6 | 11 | 13 | 16 | 18 | 23 | 24 | 31 | 34 | 35 | 37 | 38 | 43 |
| NI | 2.86E-04 | 6.22E-04 | 1.22E-03 | | 7.70E-04 | 1.07E-03 | 7.42E-04 | 3.17E-04 | 2.33E-03 | 2.65E-03 | 2.42E-03 | 1.48E-03 | 7.14E-04 | 7.13E-04 |
| Dimetoato | | | | | 6.28E-04 | | | | | | | | | |
| Simacina | 3.63E-04 | | 5.19E-04 | | | 2.16E-04 | 4.04E-04 | | 4.63E-04 | 5.60E-04 | 2.43E-03 | 1.19E-03 | | 2.11E-04 |
| Metil-paratión | | 6.91E-04 | | 5.21E-04 | 2.48E-04 | | 2.52E-04 | 2.93E-04 | | 1.13E-03 | 8.84E-04 | 1.22E-03 | 2.52E-04 | |
| Metidatión | | | | 2.86E-04 | 2.86E-04 | | 2.28E-04 | 1.84E-04 | | 4.24E-04 | 2.69E-04 | 5.17E-04 | | |
| TOTAL | 0.0006 | 0.0013 | 0.0017 | 0.0008 | 0.0019 | 0.0013 | 0.0016 | 0.0008 | 0.0028 | 0.0048 | 0.0060 | 0.0044 | 0.0010 | 0.0009 |

| FECHA | 17.01.94 | 17.01.94 | 19.01.94 | 19.01.94 | 19.01.94 | 19.01.94 | 31.01.94 | 31.01.94 | 31.01.94 | | 23.01.94 | 23.01.94 | 23.01.94 | 23.01.94 |
|---|---|---|---|---|---|---|---|---|---|---|---|---|---|---|
| Plag. \ Punto | 2 | 6 | 11 | 13 | 16 | 18 | 23 | 24 | 31 | 34 | 35 | 37 | 38 | 43 |
| NI | 7.70E-04 | 1.13E-03 | 1.17E-03 | 2.97E-03 | 2.70E-03 | 5.38E-04 | 1.75E-03 | 2.05E-03 | 1.17E-03 | | 1.44E-03 | 7.02E-04 | 1.83E-04 | 3.08E-04 |
| Dimetoato | 1.15E-03 | | | 3.96E-04 | 2.86E-04 | | | | | | | 2.66E-04 | | |
| Simacina | | | 6.90E-04 | 3.37E-03 | 4.51E-04 | 2.37E-04 | | | 5.18E-04 | | 4.54E-04 | 4.09E-04 | 1.48E-03 | 1.83E-04 |
| Metil-paratión | | 2.13E-04 | | | | | 2.73E-04 | 4.90E-04 | 5.49E-04 | | | 3.02E-04 | 3.18E-02 | |
| Metidatión | | | | | | 1.39E-04 | | | 8.74E-04 | | | | 2.70E-03 | |
| TOTAL | 0.0019 | 0.0013 | 0.0019 | 0.0067 | 0.0034 | 0.0009 | 0.0020 | 0.0025 | 0.0031 | | 0.0019 | 0.0017 | 0.0361 | 0.0005 |

| FECHA | 17.03.94 | 17.03.94 | 17.03.94 | 28.03.94 | | 29.03.94 | 28.03.94 | 28.03.94 | 28.03.94 | | 21.03.94 | 21.03.94 | 21.03.94 | 21.03.94 |
|---|---|---|---|---|---|---|---|---|---|---|---|---|---|---|
| Plag. \ Punto | 2 | 6 | 11 | 13 | 16 | 18 | 23 | 24 | 31 | 34 | 35 | 37 | 38 | 43 |
| NI | | 1.77E-03 | 3.86E-04 | 2.05E-03 | | 3.96E-04 | 1.00E-03 | 1.96E-04 | 1.62E-03 | | 2.27E-04 | 1.94E-04 | 8.87E-04 | 1.33E-03 |
| Dimetoato | 5.76E-04 | 1.79E-04 | | 1.47E-04 | | | | | | | | 2.27E-04 | | |
| Simacina | 1.72E-04 | | | | | | | | 7.37E-04 | | 1.83E-04 | | 7.45E-05 | 3.90E-04 |
| Metil-paratión | | | | 1.92E-04 | | | | | | | | | 9.23E-04 | |
| Metidatión | | | | | | 1.49E-04 | 5.14E-04 | 1.66E-04 | | | | | | |
| TOTAL | 0.0007 | 0.0020 | 0.0004 | 0.0024 | | 0.0005 | 0.0015 | 0.0004 | 0.0024 | | 0.0004 | 0.0004 | 0.0019 | 0.0017 |

| FECHA | 27.05.94 | 27.05.94 | 27.05.94 | 27.05.94 | 29.05.94 | 29.05.94 | 29.05.94 | | 30.05.94 | | 24.05.94 | 24.05.94 | 24.05.94 | 24.05.94 |
|---|---|---|---|---|---|---|---|---|---|---|---|---|---|---|
| Plag. \ Punto | 2 | 6 | 11 | 13 | 16 | 18 | 23 | 24 | 31 | 34 | 35 | 37 | 38 | 43 |
| NI | 5.42E-04 | 1.70E-04 | 3.06E-04 | 1.75E-04 | 1.18E-04 | 1.63E-04 | 3.78E-04 | | 1.40E-04 | | 1.95E-04 | 1.95E-04 | 1.60E-04 | 1.11E-04 |
| Dimetoato | 1.96E-04 | 1.91E-04 | | 2.09E-04 | 1.93E-04 | | | | | | | | 6.87E-04 | |
| Simacina | | | 2.09E-04 | | 2.35E-04 | 1.93E-04 | | | | | | | | |
| Metil-paratión | | | | 2.49E-04 | | | 2.45E-04 | | 1.95E-04 | | 2.08E-04 | 2.15E-04 | | |
| Metidatión | | | | | | | | | 0.00E+00 | | | | | |
| TOTAL | 0.0007 | 0.0004 | 0.0005 | 0.0006 | 0.0005 | 0.0004 | 0.0006 | | 0.0003 | | 0.0004 | 0.0004 | 0.0008 | 0.0001 |

| FECHA | 29.07.94 | 29.07.94 | 27.07.94 | 29.07.94 | 25.07.94 | 27.07.94 | 27.07.94 | 27.07.94 | 29.07.94 | | 24.07.94 | 27.07.94 | 24.07.94 | 25.07.94 |
|---|---|---|---|---|---|---|---|---|---|---|---|---|---|---|
| Plag. \ Punto | 2 | 6 | 11 | 13 | 16 | 18 | 23 | 24 | 31 | 34 | 35 | 37 | 38 | 43 |
| NI | 9.29E-04 | 1.17E-04 | 1.59E-04 | 1.54E-03 | 1.12E-03 | 1.70E-04 | 3.31E-03 | 1.75E-04 | 2.15E-04 | | 1.65E-04 | 1.97E-04 | 9.85E-05 | 1.48E-04 |
| Dimetoato | 1.59E-04 | 2.13E-04 | | | | | | | 1.58E-04 | | | | 4.81E-05 | |
| Simacina | | | 1.78E-04 | 2.50E-04 | | 1.93E-04 | 2.60E-04 | | | | | 2.34E-04 | | 1.94E-04 |
| Metil-paratión | | | | 1.58E-04 | 3.96E-04 | | | 1.96E-04 | | | | | | |
| Metidatión | | | | | 2.13E-04 | | | 2.13E-04 | | | 1.17E-04 | | | |
| TOTAL | 0.0011 | 0.0003 | 0.0003 | 0.0019 | 0.0017 | 0.0004 | 0.0036 | 0.0006 | 0.0004 | | 0.0003 | 0.0004 | 0.0001 | 0.0003 |

| FECHA | | | | | 29.09.94 | | | 29.09.94 | | | | 28.09.94 | | 28.09.94 |
|---|---|---|---|---|---|---|---|---|---|---|---|---|---|---|
| Plag. \ Punto | 2 | 6 | 11 | 13 | 16 | 18 | 23 | 24 | 31 | 34 | 35 | 37 | 38 | 43 |
| NI | | | | | 2.49E-04 | | | 4.88E-03 | | | | 1.07E-03 | | 3.22E-03 |
| Dimetoato | | | | | 2.33E-04 | | | | | | | | | 1.73E-04 |
| Simacina | | | | | | | | | | | | 3.54E-04 | | |
| Metil-paratión | | | | | 2.07E-04 | | | 2.32E-04 | | | | | | |
| Metidatión | | | | | | | | | | | | 3.78E-04 | | |
| TOTAL | | | | | 0.0007 | | | 0.0051 | | | | 0.0018 | | 0.0034 |

| | Casos | Maximo | Minimo | Media | TIEMPOS DE RETENCION (min.) |
|---|---|---|---|---|---|
| NI | 70 | 0.03195 | 0.00010 | 0.00138 | De 7.7 a 7.9 |
| Dimetoato | 22 | 0.00115 | 0.00005 | 0.00037 | De 9.8 a 10.3 |
| Simacina | 35 | 0.00337 | 0.00007 | 0.00055 | De 10.4 a 10.6 |
| Metil-parat | 28 | 0.03178 | 0.00016 | 0.00154 | De 19.7 a 21.0 |
| Metidatión | 21 | 0.00270 | 0.00000 | 0.00041 | De 48.1 a 51.0 |

Muestras no analizadas
No detectado en los análisis
NI Plaguicida no identificado

# ANEXO 7

## ESTADÍSTICOS BÁSICOS OBTENIDOS DE LOS PRINCIPALES PARÁMETROS ANALIZADOS

**(Los resultados se muestran por meses y por puntos de agua de la red de control establecida)**

| AÑO 93-94 / ALUVIAL | T | pH | Conduct. | $Ca^{2+}$ | $Mg^{2+}$ | $Na^{+}$ | $K^{+}$ | $Cl^{-}$ | $SO_4^{2-}$ | $HCO_3^{-}$ | $CO_3^{2-}$ | $SiO_2$ | B | $PO_4^{3-}$ | $NO_3^{-}$ | $NO_2^{-}$ | $NH_4^{+}$ |
|---|---|---|---|---|---|---|---|---|---|---|---|---|---|---|---|---|---|
| Nº de determinaciones | 297 | 270 | 297 | 293 | 293 | 293 | 293 | 296 | 296 | 297 | 294 | 297 | 248 | 297 | 296 | 295 | 289 |
| Máximo | 21.9 | 8.8 | 1913 | 261.0 | 112.9 | 177.0 | 7.9 | 126.8 | 363.0 | 556.6 | 0.0 | 23.6 | 0.42 | 9.64 | 333.7 | 1.16 | 3.00 |
| Mínimo | 14.9 | 6.4 | 462 | 22.1 | 16.0 | 17.5 | 0.1 | 12.9 | 42.7 | 144.9 | 0.0 | 1.4 | 0.00 | 0.00 | 0.8 | 0.00 | 0.00 |
| Media | 19.0 | 7.4 | 1019 | 121.3 | 37.6 | 42.4 | 2.4 | 55.0 | 142.6 | 352.0 | 0.0 | 11.5 | 0.09 | 0.69 | 59.1 | 0.06 | 0.11 |
| Mediana | 19.1 | 7.4 | 996 | 118.0 | 34.8 | 39.4 | 2.2 | 53.5 | 132.9 | 350.8 | 0.0 | 11.5 | 0.08 | 0.20 | 50.7 | 0.00 | 0.00 |
| Desv. Típica | 1.1 | 0.3 | 313 | 42.0 | 14.9 | 17.1 | 1.1 | 20.7 | 58.5 | 79.0 | 0.0 | 6.9 | 0.07 | 3.94 | 58.7 | 0.16 | 0.38 |
| Coef. de variación | 6% | 4% | 31% | 35% | 40% | 40% | 45% | 38% | 41% | 22% |  | 60% | 79% | 570% | 99% | 287% | 355% |
| 93-94 y 94-95 / DELTA (AC. SUP.) | T | pH | Conduct. | $Ca^{2+}$ | $Mg^{2+}$ | $Na^{+}$ | $K^{+}$ | $Cl^{-}$ | $SO_4^{2-}$ | $HCO_3^{-}$ | $CO_3^{2-}$ | $SiO_2$ | B | $PO_4^{3-}$ | $NO_3^{-}$ | $NO_2^{-}$ | $NH_4^{+}$ |
| Nº de determinaciones | 113 | 104 | 114 | 112 | 112 | 112 | 111 | 114 | 114 | 114 | 114 | 114 | 91 | 114 | 114 | 114 | 113 |
| Máximo | 24.7 | 8.4 | 22700 | 1312.0 | 448.0 | 3008.0 | 243.0 | 8307.0 | 1332.0 | 587.1 | 0.0 | 16.0 | 0.70 | 12.09 | 416.7 | 10.00 | 14.20 |
| Mínimo | 14.2 | 6.8 | 1012 | 103.1 | 31.8 | 20.1 | 1.9 | 63.2 | 116.7 | 251.6 | 0.0 | 2.6 | 0.00 | 0.00 | 0.2 | 0.00 | 0.00 |
| Media | 19.6 | 7.3 | 4157 | 338.3 | 118.6 | 409.5 | 13.2 | 909.5 | 413.4 | 392.7 | 0.0 | 10.0 | 0.17 | 1.01 | 160.6 | 0.22 | 0.39 |
| Mediana | 19.6 | 7.2 | 3100 | 316.1 | 96.1 | 200.3 | 7.7 | 507.5 | 400.1 | 396.5 | 0.0 | 9.9 | 0.17 | 0.00 | 150.2 | 0.00 | 0.00 |
| Desv. Típica | 2.2 | 0.3 | 3391 | 174.9 | 79.5 | 510.6 | 23.9 | 1179.0 | 167.4 | 58.5 | 0.0 | 4.3 | 0.11 | 7.74 | 94.5 | 1.03 | 1.69 |
| Coef. de variación | 11% | 5% | 82% | 52% | 67% | 125% | 181% | 130% | 40% | 15% |  | 43% | 66% | 766% | 59% | 469% | 436% |
| AÑO 93-94 / TOTAL | T | pH | Conduct. | $Ca^{2+}$ | $Mg^{2+}$ | $Na^{+}$ | $K^{+}$ | $Cl^{-}$ | $SO_4^{2-}$ | $HCO_3^{-}$ | $CO_3^{2-}$ | $SiO_2$ | B | $PO_4^{3-}$ | $NO_3^{-}$ | $NO_2^{-}$ | $NH_4^{+}$ |
| Nº de determinaciones | 410 | 374 | 411 | 405 | 405 | 405 | 404 | 410 | 410 | 411 | 408 | 411 | 339 | 411 | 410 | 409 | 402 |
| Máximo | 24.7 | 8.8 | 22700 | 1312.0 | 448.0 | 3008.0 | 243.0 | 8307.0 | 1332.0 | 587.1 | 0.0 | 23.6 | 0.70 | 12.09 | 416.7 | 10.00 | 14.20 |
| Mínimo | 14.2 | 6.4 | 462 | 22.1 | 16.0 | 17.5 | 0.1 | 12.9 | 42.7 | 144.9 | 0.0 | 1.4 | 0.00 | 0.00 | 0.2 | 0.00 | 0.00 |
| Media | 19.2 | 7.3 | 1889 | 181.3 | 60.0 | 144.0 | 5.4 | 292.6 | 217.9 | 363.3 | 0.0 | 11.1 | 0.11 | 0.78 | 87.3 | 0.10 | 0.19 |
| Mediana | 19.1 | 7.3 | 1105 | 133.0 | 40.0 | 45.1 | 2.7 | 59.1 | 155.4 | 366.0 | 0.0 | 11.1 | 0.09 | 0.06 | 58.4 | 0.00 | 0.00 |
| Desv. Típica | 1.5 | 0.3 | 2284 | 138.3 | 56.7 | 314.4 | 13.4 | 728.9 | 158.0 | 76.1 | 0.0 | 6.4 | 0.09 | 5.28 | 83.9 | 0.56 | 0.96 |
| Coef. de variación | 8% | 4% | 121% | 76% | 94% | 218% | 248% | 249% | 73% | 21% |  | 58% | 83% | 677% | 96% | 549% | 514% |

| AÑO 94-95 /ALUVIAL | T | pH | Conduct. | $Ca^{2+}$ | $Mg^{2+}$ | $Na^{+}$ | $K^{+}$ | $Cl^{-}$ | $SO_4^{2-}$ | $HCO_3^{-}$ | $CO_3^{2-}$ | $SiO_2$ | B | $PO_4^{3-}$ | $NO_3^{-}$ | $NO_2^{-}$ | $NH_4^{+}$ |
|---|---|---|---|---|---|---|---|---|---|---|---|---|---|---|---|---|---|
| Nº de determinaciones | 156 | 134 | 157 | 144 | 144 | 144 | 144 | 157 | 157 | 145 | 145 | 109 | 109 | 157 | 157 | 157 | 82 |
| Máximo | 22.0 | 8.5 | 1902 | 260.3 | 131.0 | 284.2 | 13.0 | 108.2 | 394.5 | 564.3 | 0.1 | 19.9 | 1.34 | 18.26 | 330.7 | 10.04 | 5.85 |
| Mínimo | 15.9 | 6.3 | 586 | 63.5 | 20.0 | 21.1 | 0.5 | 15.6 | 66.8 | 221.4 | 0.0 | 6.3 | 0.05 | 0.00 | 0.0 | 0.00 | 0.00 |
| Media | 18.8 | 7.3 | 1088 | 130.4 | 42.0 | 48.4 | 2.6 | 55.8 | 162.1 | 369.0 | 0.0 | 11.6 | 0.18 | 1.03 | 65.2 | 0.07 | 0.13 |
| Mediana | 18.9 | 7.2 | 1059 | 126.7 | 38.0 | 42.2 | 2.5 | 53.8 | 157.1 | 366.0 | 0.0 | 11.8 | 0.16 | 0.00 | 54.0 | 0.00 | 0.00 |
| Desv. Típica | 1.0 | 0.3 | 320 | 43.2 | 15.9 | 27.8 | 1.4 | 20.0 | 61.7 | 76.8 | 0.0 | 5.5 | 0.13 | 6.20 | 63.4 | 0.80 | 0.74 |
| Coef. de variación | 6% | 4% | 29% | 33% | 38% | 57% | 55% | 36% | 38% | 21% | 1204% | 48% | 73% | 603% | 97% | 1153% | 559% |
| 93-94 y 94-95 / DELTA (AC. SUP.) | T | pH | Conduct. | $Ca^{2+}$ | $Mg^{2+}$ | $Na^{+}$ | $K^{+}$ | $Cl^{-}$ | $SO_4^{2-}$ | $HCO_3^{-}$ | $CO_3^{2-}$ | $SiO_2$ | B | $PO_4^{3-}$ | $NO_3^{-}$ | $NO_2^{-}$ | $NH_4^{+}$ |
| Nº de determinaciones | 64 | 58 | 64 | 58 | 58 | 58 | 55 | 64 | 63 | 58 | 58 | 41 | 41 | 64 | 63 | 63 | 34 |
| Máximo | 22.7 | 8.1 | 12070 | 769.5 | 271.5 | 1656.0 | 47.0 | 3081.0 | 2836.8 | 617.6 | 0.0 | 14.1 | 0.69 | 25.26 | 424.5 | 0.00 | 1.10 |
| Mínimo | 14.6 | 6.6 | 1184 | 115.7 | 44.0 | 56.2 | 1.0 | 77.5 | 160.9 | 285.7 | 0.0 | 8.4 | 0.18 | 0.00 | 0.0 | 0.00 | 0.00 |
| Media | 19.1 | 7.2 | 3501 | 315.6 | 109.8 | 310.0 | 9.8 | 660.7 | 445.9 | 390.8 | 0.0 | 10.6 | 0.27 | 2.07 | 168.2 | 0.00 | 0.07 |
| Mediana | 19.3 | 7.2 | 2920 | 264.7 | 89.8 | 181.9 | 6.9 | 378.0 | 377.3 | 381.9 | 0.0 | 10.3 | 0.23 | 0.00 | 139.0 | 0.00 | 0.00 |
| Desv. Típica | 1.9 | 0.3 | 2193 | 145.8 | 55.0 | 319.3 | 8.4 | 694.2 | 424.4 | 67.6 | 0.0 | 2.7 | 0.11 | 14.79 | 111.6 | 0.00 | 0.27 |
| Coef. de variación | 10% | 4% | 63% | 46% | 50% | 103% | 85% | 105% | 95% | 17% |  | 26% | 41% | 716% | 66% |  | 355% |
| AÑO 94-95 /TOTAL | T | pH | Conduct. | $Ca^{2+}$ | $Mg^{2+}$ | $Na^{+}$ | $K^{+}$ | $Cl^{-}$ | $SO_4^{2-}$ | $HCO_3^{-}$ | $CO_3^{2-}$ | $SiO_2$ | B | $PO_4^{3-}$ | $NO_3^{-}$ | $NO_2^{-}$ | $NH_4^{+}$ |
| Nº de determinaciones | 220 | 192 | 221 | 202 | 202 | 202 | 199 | 221 | 220 | 203 | 203 | 150 | 150 | 221 | 220 | 220 | 116 |
| Máximo | 22.7 | 8.5 | 12070 | 769.5 | 271.5 | 1656.0 | 47.0 | 3081.0 | 2836.8 | 617.6 | 0.1 | 19.9 | 1.34 | 25.26 | 424.5 | 10.04 | 5.85 |
| Mínimo | 14.6 | 6.3 | 586 | 63.5 | 20.0 | 21.1 | 0.5 | 15.6 | 66.8 | 221.4 | 0.0 | 6.3 | 0.05 | 0.00 | 0.0 | 0.00 | 0.00 |
| Media | 18.9 | 7.2 | 1787 | 183.6 | 61.5 | 123.5 | 4.6 | 231.0 | 243.4 | 375.2 | 0.0 | 11.3 | 0.21 | 1.33 | 94.7 | 0.05 | 0.12 |
| Mediana | 18.9 | 7.2 | 1145 | 136.7 | 44.6 | 49.6 | 2.8 | 59.6 | 168.6 | 366.9 | 0.0 | 11.4 | 0.21 | 0.00 | 61.4 | 0.00 | 0.00 |
| Desv. Típica | 1.3 | 0.3 | 1629 | 120.0 | 44.6 | 208.6 | 5.6 | 462.5 | 265.0 | 74.8 | 0.0 | 5.0 | 0.13 | 9.60 | 92.6 | 0.68 | 0.64 |
| Coef. de variación | 7% | 4% | 91% | 65% | 73% | 169% | 120% | 200% | 109% | 20% | 1425% | 44% | 65% | 722% | 98% | 1365% | 552% |

| 93-94 y 94-95 / ALUVIAL | T | pH | Conduct. | $Ca^{2+}$ | $Mg^{2+}$ | $Na^{+}$ | $K^{+}$ | $Cl^{-}$ | $SO_4^{2-}$ | $HCO_3^{-}$ | $CO_3^{2-}$ | $SiO_2$ | B | $PO_4^{3-}$ | $NO_3^{-}$ | $NO_2^{-}$ | $NH_4^{+}$ |
|---|---|---|---|---|---|---|---|---|---|---|---|---|---|---|---|---|---|
| Nº de determinaciones | 453 | 404 | 454 | 437 | 437 | 437 | 437 | 453 | 453 | 442 | 439 | 406 | 357 | 454 | 453 | 452 | 371 |
| Máximo | 22.0 | 8.8 | 1913 | 261.0 | 131.0 | 284.2 | 13.0 | 126.8 | 394.5 | 564.3 | 0.1 | 23.6 | 1.34 | 18.26 | 333.7 | 10.04 | 5.85 |
| Mínimo | 14.9 | 6.3 | 462 | 22.1 | 16.0 | 17.5 | 0.1 | 12.9 | 42.7 | 144.9 | 0.0 | 1.4 | 0.00 | 0.00 | 0.0 | 0.00 | 0.00 |
| Media | 18.9 | 7.3 | 1043 | 124.3 | 39.0 | 44.4 | 2.5 | 55.3 | 149.4 | 357.6 | 0.0 | 11.5 | 0.12 | 0.81 | 61.2 | 0.06 | 0.11 |
| Mediana | 19.0 | 7.3 | 1034 | 120.6 | 36.0 | 39.9 | 2.3 | 53.8 | 142.9 | 351.0 | 0.0 | 11.5 | 0.10 | 0.20 | 52.1 | 0.00 | 0.00 |
| Desv. Típica | 1.1 | 0.3 | 317 | 42.5 | 15.3 | 21.4 | 1.2 | 20.4 | 60.3 | 78.6 | 0.0 | 6.5 | 0.10 | 4.86 | 60.4 | 0.49 | 0.48 |
| Coef. de variación | 6% | 4% | 30% | 34% | 39% | 48% | 49% | 37% | 40% | 22% | 2095% | 57% | 89% | 602% | 99% | 796% | 427% |
| 93-94 y 94-95 / DELTA (AC. SUP.) | T | pH | Conduct. | $Ca^{2+}$ | $Mg^{2+}$ | $Na^{+}$ | $K^{+}$ | $Cl^{-}$ | $SO_4^{2-}$ | $HCO_3^{-}$ | $CO_3^{2-}$ | $SiO_2$ | B | $PO_4^{3-}$ | $NO_3^{-}$ | $NO_2^{-}$ | $NH_4^{+}$ |
| Nº de determinaciones | 177 | 162 | 178 | 170 | 170 | 170 | 166 | 178 | 177 | 172 | 172 | 155 | 132 | 178 | 177 | 177 | 147 |
| Máximo | 24.7 | 8.4 | 22700 | 1312.0 | 448.0 | 3008.0 | 243.0 | 8307.0 | 2836.8 | 617.6 | 0.0 | 16.0 | 0.70 | 25.26 | 424.5 | 10.00 | 14.20 |
| Mínimo | 14.2 | 6.6 | 1012 | 103.1 | 31.8 | 20.1 | 1.0 | 63.2 | 116.7 | 251.6 | 0.0 | 2.6 | 0.00 | 0.00 | 0.0 | 0.00 | 0.00 |
| Media | 19.4 | 7.3 | 3921 | 330.6 | 115.6 | 375.6 | 12.1 | 820.0 | 425.0 | 392.1 | 0.0 | 10.2 | 0.20 | 1.39 | 163.3 | 0.14 | 0.32 |
| Mediana | 19.5 | 7.2 | 3050 | 296.0 | 95.8 | 189.0 | 7.4 | 424.9 | 387.0 | 388.9 | 0.0 | 10.1 | 0.20 | 0.00 | 149.1 | 0.00 | 0.00 |
| Desv. Típica | 2.1 | 0.3 | 3025 | 165.5 | 72.0 | 455.9 | 20.2 | 1036.0 | 285.8 | 61.5 | 0.0 | 4.0 | 0.12 | 10.89 | 100.7 | 0.83 | 1.49 |
| Coef. de variación | 11% | 5% | 77% | 50% | 62% | 121% | 167% | 126% | 67% | 16% |  | 39% | 60% | 783% | 62% | 588% | 473% |
| 93-94 y 94/95 / TOTAL | T | pH | Conduct. | $Ca^{2+}$ | $Mg^{2+}$ | $Na^{+}$ | $K^{+}$ | $Cl^{-}$ | $SO_4^{2-}$ | $HCO_3^{-}$ | $CO_3^{2-}$ | $SiO_2$ | B | $PO_4^{3-}$ | $NO_3^{-}$ | $NO_2^{-}$ | $NH_4^{+}$ |
| Nº de determinaciones | 630 | 566 | 632 | 607 | 607 | 607 | 603 | 631 | 630 | 614 | 611 | 561 | 489 | 632 | 630 | 629 | 518 |
| Máximo | 24.7 | 8.8 | 22700 | 1312.0 | 448.0 | 3008.0 | 243.0 | 8307.0 | 2836.8 | 617.6 | 0.1 | 23.6 | 1.34 | 25.26 | 424.5 | 10.04 | 14.20 |
| Mínimo | 14.2 | 6.3 | 462 | 22.1 | 16.0 | 17.5 | 0.1 | 12.9 | 42.7 | 144.9 | 0.0 | 1.4 | 0.00 | 0.00 | 0.0 | 0.00 | 0.00 |
| Media | 19.1 | 7.3 | 1853 | 182.1 | 60.5 | 137.2 | 5.1 | 271.0 | 226.8 | 367.2 | 0.0 | 11.2 | 0.14 | 0.97 | 89.9 | 0.08 | 0.17 |
| Mediana | 19.1 | 7.3 | 1118 | 134.0 | 41.0 | 47.0 | 2.8 | 59.4 | 160.9 | 366.0 | 0.0 | 11.2 | 0.13 | 0.00 | 59.6 | 0.00 | 0.00 |
| Desv. Típica | 1.5 | 0.3 | 2078 | 132.4 | 52.9 | 283.6 | 11.4 | 648.4 | 202.1 | 75.8 | 0.0 | 6.1 | 0.12 | 7.14 | 87.0 | 0.60 | 0.90 |
| Coef. de variación | 8% | 4% | 112% | 73% | 87% | 207% | 222% | 239% | 89% | 21% | 2472% | 55% | 82% | 734% | 97% | 721% | 526% |

| OCT.93/ALUVIAL | T | pH | Conduct. | $Ca^{2+}$ | $Mg^{2+}$ | $Na^{+}$ | $K^{+}$ | $Cl^{-}$ | $SO_4^{2-}$ | $HCO_3^{-}$ | $CO_3^{2-}$ | $SiO_2$ | B | $PO_4^{3-}$ | $NO_3^{-}$ | $NO_2^{-}$ | $NH_4^{+}$ |
|---|---|---|---|---|---|---|---|---|---|---|---|---|---|---|---|---|---|
| Nº de determinaciones | 19 | 19 | 19 | 19 | 19 | 19 | 19 | 19 | 19 | 19 | 19 | 19 | 0 | 19 | 19 | 19 | 16 |
| Máximo | 20.4 | 7.7 | 1662 | 232.0 | 52.0 | 177.0 | 3.7 | 94.0 | 363.0 | 495.6 | 0.0 | 20.0 | | 0.00 | 241.8 | 0.11 | 0.20 |
| Mínimo | 17.8 | 6.4 | 600 | 66.5 | 20.0 | 24.2 | 1.5 | 30.0 | 82.0 | 221.1 | 0.0 | 7.5 | | 0.00 | 5.3 | 0.00 | 0.00 |
| Media | 18.9 | 7.1 | 1014 | 122.0 | 33.9 | 52.0 | 2.6 | 60.2 | 174.6 | 337.5 | 0.0 | 12.9 | | 0.00 | 52.8 | 0.01 | 0.03 |
| Mediana | 18.9 | 6.9 | 1020 | 118.0 | 34.0 | 41.7 | 2.5 | 60.0 | 156.4 | 335.5 | 0.0 | 13.0 | | 0.00 | 46.2 | 0.00 | 0.00 |
| Desv. Típica | 0.7 | 0.4 | 253 | 36.0 | 8.5 | 34.0 | 0.6 | 15.7 | 81.8 | 62.7 | 0.0 | 5.6 | | | 52.3 | 0.03 | 0.06 |
| Coef. de variación | 3% | 6% | 25% | 29% | 25% | 65% | 24% | 26% | 47% | 19% | | 43% | | | 99% | 224% | 209% |
| **93-94 y 94-95 / DELTA (AC. SUP.)** | **T** | **pH** | **Conduct.** | **$Ca^{2+}$** | **$Mg^{2+}$** | **$Na^{+}$** | **$K^{+}$** | **$Cl^{-}$** | **$SO_4^{2-}$** | **$HCO_3^{-}$** | **$CO_3^{2-}$** | **$SiO_2$** | **B** | **$PO_4^{3-}$** | **$NO_3^{-}$** | **$NO_2^{-}$** | **$NH_4^{+}$** |
| Nº de determinaciones | 11 | 11 | 11 | 11 | 11 | 11 | 11 | 11 | 11 | 11 | 11 | 11 | 0 | 11 | 11 | 11 | 11 |
| Máximo | 21.6 | 7.6 | 22700 | 1312.0 | 448.0 | 3008.0 | 18.8 | 8307.0 | 1332.0 | 442.3 | 0.0 | 13.0 | 0.00 | 0.00 | 268.5 | 0.60 | 0.50 |
| Mínimo | 17.6 | 7.0 | 1358 | 137.0 | 40.0 | 123.0 | 4.5 | 145.5 | 264.3 | 289.8 | 0.0 | 9.2 | 0.00 | 0.00 | 15.5 | 0.00 | 0.00 |
| Media | 19.6 | 7.3 | 4925 | 410.3 | 119.6 | 497.2 | 8.2 | 1326.0 | 560.9 | 379.2 | 0.0 | 11.6 | | 0.00 | 105.2 | 0.07 | 0.08 |
| Mediana | 19.6 | 7.3 | 3000 | 334.0 | 88.0 | 190.0 | 7.5 | 486.0 | 519.0 | 396.5 | 0.0 | 12.0 | | 0.00 | 85.5 | 0.00 | 0.00 |
| Desv. Típica | 1.3 | 0.2 | 6088 | 312.3 | 114.5 | 847.7 | 4.0 | 2387.5 | 276.7 | 50.8 | 0.0 | 2.5 | | | 80.5 | 0.18 | 0.15 |
| Coef. de variación | 6% | 2% | 124% | 76% | 96% | 171% | 48% | 180% | 49% | 13% | | 22% | | | 76% | 273% | 188% |
| **OCT.93/TOTAL** | **T** | **pH** | **Conduct.** | **$Ca^{2+}$** | **$Mg^{2+}$** | **$Na^{+}$** | **$K^{+}$** | **$Cl^{-}$** | **$SO_4^{2-}$** | **$HCO_3^{-}$** | **$CO_3^{2-}$** | **$SiO_2$** | **B** | **$PO_4^{3-}$** | **$NO_3^{-}$** | **$NO_2^{-}$** | **$NH_4^{+}$** |
| Nº de determinaciones | 30 | 30 | 30 | 30 | 30 | 30 | 30 | 30 | 30 | 30 | 30 | 30 | 0 | 30 | 30 | 30 | 27 |
| Máximo | 21.6 | 7.7 | 22700 | 1312.0 | 448.0 | 3008.0 | 18.8 | 8307.0 | 1332.0 | 495.6 | 0.0 | 20.0 | 0.00 | 0.00 | 268.5 | 0.60 | 0.50 |
| Mínimo | 17.6 | 6.4 | 600 | 66.5 | 20.0 | 24.2 | 1.5 | 30.0 | 82.0 | 221.1 | 0.0 | 7.5 | 0.00 | 0.00 | 5.3 | 0.00 | 0.00 |
| Media | 19.1 | 7.2 | 2448 | 227.7 | 65.4 | 215.2 | 4.6 | 524.4 | 316.3 | 352.8 | 0.0 | 12.4 | | 0.00 | 72.1 | 0.03 | 0.05 |
| Mediana | 19.1 | 7.2 | 1159 | 136.5 | 40.0 | 63.3 | 2.9 | 71.1 | 198.5 | 350.8 | 0.0 | 12.2 | | 0.00 | 53.5 | 0.00 | 0.00 |
| Desv. Típica | 1.0 | 0.4 | 4061 | 233.2 | 79.6 | 544.2 | 3.6 | 1533.2 | 257.7 | 61.2 | 0.0 | 4.9 | | | 67.7 | 0.11 | 0.11 |
| Coef. de variación | 5% | 5% | 166% | 102% | 122% | 253% | 79% | 292% | 81% | 17% | | 39% | | | 94% | 334% | 218% |

| NOV.93/ALUVIAL | T | pH | Conduct. | $Ca^{2+}$ | $Mg^{2+}$ | $Na^{+}$ | $K^{+}$ | $Cl^{-}$ | $SO_4^{2-}$ | $HCO_3^{-}$ | $CO_3^{2-}$ | $SiO_2$ | B | $PO_4^{3-}$ | $NO_3^{-}$ | $NO_2^{-}$ | $NH_4^{+}$ |
|---|---|---|---|---|---|---|---|---|---|---|---|---|---|---|---|---|---|
| Nº de determinaciones | 30 | 30 | 30 | 30 | 30 | 30 | 30 | 30 | 30 | 30 | 30 | 30 | 0 | 30 | 30 | 30 | 28 |
| Máximo | 20.1 | 7.8 | 1763 | 233.0 | 54.0 | 103.8 | 4.6 | 95.8 | 265.4 | 541.4 | 0.0 | 21.0 | | 0.00 | 237.0 | 0.20 | 0.12 |
| Mínimo | 17.5 | 6.7 | 525 | 58.5 | 16.0 | 23.3 | 1.1 | 20.3 | 57.5 | 221.1 | 0.0 | 7.0 | | 0.00 | 2.0 | 0.00 | 0.00 |
| Media | 18.8 | 7.3 | 973 | 116.3 | 31.1 | 43.7 | 2.3 | 50.5 | 142.3 | 342.2 | 0.0 | 12.5 | | 0.00 | 49.0 | 0.01 | 0.03 |
| Mediana | 18.6 | 7.3 | 926 | 110.0 | 30.0 | 37.9 | 2.3 | 47.6 | 125.8 | 331.7 | 0.0 | 12.4 | | 0.00 | 35.5 | 0.00 | 0.00 |
| Desv. Típica | 0.6 | 0.2 | 300 | 37.1 | 10.0 | 20.0 | 0.8 | 19.1 | 56.4 | 82.2 | 0.0 | 6.7 | | | 47.1 | 0.04 | 0.04 |
| Coef. de variación | 3% | 3% | 31% | 32% | 32% | 46% | 36% | 38% | 40% | 24% | | 54% | | | 96% | 318% | 146% |
| 93-94 y 94-95 / DELTA (AC. SUP.) | T | pH | Conduct. | $Ca^{2+}$ | $Mg^{2+}$ | $Na^{+}$ | $K^{+}$ | $Cl^{-}$ | $SO_4^{2-}$ | $HCO_3^{-}$ | $CO_3^{2-}$ | $SiO_2$ | B | $PO_4^{3-}$ | $NO_3^{-}$ | $NO_2^{-}$ | $NH_4^{+}$ |
| Nº de determinaciones | 11 | 11 | 11 | 11 | 11 | 11 | 11 | 11 | 11 | 11 | 11 | 11 | 0 | 11 | 11 | 11 | 11 |
| Máximo | 20.5 | 7.8 | 22700 | 826.0 | 340.0 | 2048.0 | 16.4 | 4331.0 | 853.0 | 434.6 | 0.00 | 12.3 | | 0.40 | 263.4 | 0.14 | 0.09 |
| Mínimo | 15.6 | 6.8 | 1930 | 194.0 | 54.0 | 105.5 | 5.2 | 153.0 | 219.0 | 251.6 | 0.00 | 9.6 | | 0.00 | 25.0 | 0.00 | 0.00 |
| Media | 19.0 | 7.2 | 5739 | 344.9 | 110.6 | 529.3 | 8.8 | 1221.8 | 427.0 | 365.3 | 0.00 | 11.3 | | 0.04 | 96.8 | 0.03 | 0.02 |
| Mediana | 19.4 | 7.1 | 3180 | 294.0 | 80.0 | 201.0 | 6.8 | 596.4 | 364.0 | 366.0 | 0.00 | 11.4 | | 0.00 | 58.0 | 0.00 | 0.00 |
| Desv. Típica | 1.4 | 0.3 | 6284 | 197.3 | 88.9 | 678.9 | 4.0 | 1500.8 | 196.0 | 52.0 | | 1.8 | | 0.38 | 78.9 | 0.04 | 0.04 |
| Coef. de variación | 7% | 4% | 109% | 57% | 80% | 128% | 46% | 123% | 46% | 14% | | 16% | | 1028% | 82% | 162% | 174% |
| NOV.93/TOTAL | T | pH | Conduct. | $Ca^{2+}$ | $Mg^{2+}$ | $Na^{+}$ | $K^{+}$ | $Cl^{-}$ | $SO_4^{2-}$ | $HCO_3^{-}$ | $CO_3^{2-}$ | $SiO_2$ | B | $PO_4^{3-}$ | $NO_3^{-}$ | $NO_2^{-}$ | $NH_4^{+}$ |
| Nº de determinaciones | 41 | 41 | 41 | 41 | 41 | 41 | 41 | 41 | 41 | 41 | 41 | 41 | 0 | 41 | 41 | 41 | 39 |
| Máximo | 20.5 | 7.8 | 22700 | 826.0 | 340.0 | 2048.0 | 16.4 | 4331.0 | 853.0 | 541.4 | 0.0 | 21.0 | | 0.40 | 263.4 | 0.20 | 0.12 |
| Mínimo | 15.6 | 6.7 | 525 | 58.5 | 16.0 | 23.3 | 1.1 | 20.3 | 57.5 | 221.1 | 0.0 | 7.0 | | 0.00 | 2.0 | 0.00 | 0.00 |
| Media | 18.8 | 7.3 | 2252 | 177.7 | 52.4 | 174.0 | 4.1 | 364.8 | 218.7 | 348.4 | 0.0 | 12.2 | | 0.01 | 61.8 | 0.02 | 0.03 |
| Mediana | 18.7 | 7.3 | 1021 | 127.0 | 35.0 | 42.9 | 2.5 | 56.0 | 149.5 | 350.8 | 0.0 | 12.0 | | 0.00 | 37.0 | 0.00 | 0.00 |
| Desv. Típica | 0.9 | 0.2 | 3809 | 145.8 | 57.6 | 403.7 | 3.6 | 916.2 | 168.0 | 75.3 | 0.0 | 5.9 | | 0.19 | 60.2 | 0.04 | 0.04 |
| Coef. de variación | 5% | 3% | 169% | 82% | 110% | 232% | 89% | 251% | 77% | 22% | | 49% | | 1984% | 97% | 248% | 151% |

| ENE.94/ALUVIAL | T | pH | Conduct. | $Ca^{2+}$ | $Mg^{2+}$ | $Na^{+}$ | $K^{+}$ | $Cl^{-}$ | $SO_4^{2-}$ | $HCO_3^{-}$ | $CO_3^{2-}$ | $SiO_2$ | B | $PO_4^{3-}$ | $NO_3^{-}$ | $NO_2^{-}$ | $NH_4^{+}$ |
|---|---|---|---|---|---|---|---|---|---|---|---|---|---|---|---|---|---|
| Nº de determinaciones | 30 | 30 | 30 | 30 | 30 | 30 | 30 | 30 | 30 | 30 | 30 | 30 | 30 | 30 | 30 | 30 | 30 |
| Máximo | 19.6 | 7.7 | 1728 | 231.9 | 62.8 | 94.6 | 4.0 | 99.0 | 274.4 | 541.4 | 0.0 | 20.5 | 0.19 | 1.41 | 324.8 | 0.10 | 2.58 |
| Mínimo | 15.9 | 7.0 | 526 | 59.5 | 17.6 | 23.2 | 0.3 | 17.7 | 59.0 | 228.8 | 0.0 | 6.8 | 0.00 | 0.00 | 3.8 | 0.00 | 0.00 |
| Media | 18.1 | 7.4 | 981 | 115.4 | 34.4 | 44.1 | 1.8 | 53.2 | 130.7 | 353.6 | 0.0 | 12.9 | 0.03 | 0.26 | 52.7 | 0.01 | 0.14 |
| Mediana | 18.2 | 7.4 | 964 | 113.4 | 32.9 | 40.1 | 1.6 | 52.6 | 121.5 | 350.8 | 0.0 | 12.9 | 0.00 | 0.15 | 45.5 | 0.00 | 0.00 |
| Desv. Típica | 1.0 | 0.2 | 291 | 35.8 | 11.6 | 16.6 | 0.9 | 20.9 | 55.0 | 77.6 | 0.0 | 7.8 | 0.05 | 1.02 | 58.2 | 0.03 | 0.48 |
| Coef. de variación | 6% | 3% | 30% | 31% | 34% | 38% | 50% | 39% | 42% | 22% | | 61% | 181% | 396% | 111% | 335% | 336% |
| 93-94 y 94-95 / DELTA (AC. SUP.) | T | pH | Conduct. | $Ca^{2+}$ | $Mg^{2+}$ | $Na^{+}$ | $K^{+}$ | $Cl^{-}$ | $SO_4^{2-}$ | $HCO_3^{-}$ | $CO_3^{2-}$ | $SiO_2$ | B | $PO_4^{3-}$ | $NO_3^{-}$ | $NO_2^{-}$ | $NH_4^{+}$ |
| Nº de determinaciones | 11 | 11 | 11 | 11 | 11 | 11 | 11 | 11 | 11 | 11 | 11 | 11 | 11 | 11 | 11 | 11 | 11 |
| Máximo | 19.9 | 7.7 | 8330 | 820.0 | 432.0 | 2981.0 | 26.0 | 5910.0 | 949.0 | 457.5 | 0.0 | 16.0 | 0.43 | 0.40 | 303.0 | 0.00 | 2.00 |
| Mínimo | 14.2 | 6.9 | 1577 | 114.7 | 42.5 | 20.1 | 4.3 | 149.1 | 154.2 | 358.4 | 0.0 | 8.7 | 0.00 | 0.00 | 0.4 | 0.00 | 0.00 |
| Media | 17.5 | 7.2 | 3880 | 352.3 | 123.1 | 536.2 | 10.5 | 1151.1 | 414.7 | 398.6 | 0.0 | 12.9 | 0.11 | 0.05 | 156.6 | 0.00 | 0.23 |
| Mediana | 17.9 | 7.3 | 2830 | 326.1 | 91.0 | 180.1 | 8.8 | 427.3 | 410.7 | 396.5 | 0.0 | 13.0 | 0.08 | 0.00 | 150.4 | 0.00 | 0.00 |
| Desv. Típica | 1.9 | 0.2 | 2397 | 194.4 | 111.4 | 855.4 | 6.6 | 1689.6 | 204.9 | 33.1 | 0.0 | 4.5 | 0.11 | 0.38 | 85.7 | 0.00 | 0.61 |
| Coef. de variación | 11% | 3% | 62% | 55% | 90% | 160% | 63% | 147% | 49% | 8% | | 35% | 106% | 799% | 55% | | 269% |
| ENE.94/TOTAL | T | pH | Conduct. | $Ca^{2+}$ | $Mg^{2+}$ | $Na^{+}$ | $K^{+}$ | $Cl^{-}$ | $SO_4^{2-}$ | $HCO_3^{-}$ | $CO_3^{2-}$ | $SiO_2$ | B | $PO_4^{3-}$ | $NO_3^{-}$ | $NO_2^{-}$ | $NH_4^{+}$ |
| Nº de determinaciones | 41 | 41 | 41 | 41 | 41 | 41 | 41 | 41 | 41 | 41 | 41 | 41 | 41 | 41 | 41 | 41 | 41 |
| Máximo | 19.9 | 7.7 | 8330 | 820.0 | 432.0 | 2981.0 | 26.0 | 5910.0 | 949.0 | 541.4 | 0.0 | 20.5 | 0.43 | 1.41 | 324.8 | 0.10 | 2.58 |
| Mínimo | 14.2 | 6.9 | 526 | 59.5 | 17.6 | 20.1 | 0.3 | 17.7 | 59.0 | 228.8 | 0.0 | 6.8 | 0.00 | 0.00 | 0.4 | 0.00 | 0.00 |
| Media | 17.9 | 7.4 | 1759 | 179.0 | 58.2 | 176.1 | 4.1 | 347.8 | 206.9 | 365.6 | 0.0 | 12.9 | 0.05 | 0.20 | 80.6 | 0.01 | 0.16 |
| Mediana | 18.0 | 7.3 | 1049 | 120.4 | 35.0 | 46.7 | 2.2 | 54.6 | 133.2 | 366.0 | 0.0 | 13.0 | 0.01 | 0.06 | 53.8 | 0.00 | 0.00 |
| Desv. Típica | 1.3 | 0.2 | 1786 | 147.2 | 69.2 | 481.5 | 5.2 | 978.0 | 170.1 | 71.1 | 0.0 | 7.0 | 0.08 | 0.93 | 80.4 | 0.02 | 0.51 |
| Coef. de variación | 7% | 3% | 102% | 82% | 119% | 273% | 125% | 281% | 82% | 19% | | 54% | 160% | 465% | 100% | 395% | 309% |

| FEB.94/ALUVIAL | T | pH | Conduct. | $Ca^{2+}$ | $Mg^{2+}$ | $Na^{+}$ | $K^{+}$ | $Cl^{-}$ | $SO_4^{2-}$ | $HCO_3^{-}$ | $CO_3^{2-}$ | $SiO_2$ | B | $PO_4^{3-}$ | $NO_3^{-}$ | $NO_2^{-}$ | $NH_4^{+}$ |
|---|---|---|---|---|---|---|---|---|---|---|---|---|---|---|---|---|---|
| Nº de determinaciones | 29 | 29 | 29 | 29 | 29 | 29 | 29 | 29 | 29 | 29 | 29 | 29 | 29 | 29 | 29 | 29 | 29 |
| Máximo | 20.9 | 8.0 | 1880 | 248.1 | 72.2 | 91.4 | 6.0 | 118.2 | 354.5 | 480.4 | 0.0 | 16.2 | 0.42 | 1.86 | 300.5 | 0.50 | 3.00 |
| Mínimo | 14.9 | 7.0 | 533 | 59.9 | 17.4 | 21.3 | 0.6 | 19.9 | 56.9 | 221.1 | 0.0 | 5.6 | 0.03 | 0.00 | 4.9 | 0.00 | 0.00 |
| Media | 18.6 | 7.4 | 1010 | 119.7 | 34.0 | 40.5 | 3.2 | 57.0 | 133.8 | 336.2 | 0.0 | 11.2 | 0.11 | 0.28 | 58.8 | 0.03 | 0.44 |
| Mediana | 19.1 | 7.4 | 992 | 119.2 | 32.0 | 36.1 | 3.0 | 54.5 | 125.4 | 350.8 | 0.0 | 11.2 | 0.08 | 0.09 | 49.1 | 0.00 | 0.00 |
| Desv. Típica | 1.4 | 0.2 | 315 | 44.0 | 13.5 | 17.3 | 1.5 | 23.8 | 63.7 | 75.9 | 0.0 | 6.2 | 0.08 | 1.36 | 59.6 | 0.10 | 0.86 |
| Coef. de variación | 8% | 3% | 31% | 37% | 40% | 43% | 48% | 42% | 48% | 23% | | 56% | 74% | 491% | 101% | 306% | 196% |
| 93-94 y 94-95 / DELTA (AC. SUP.) | T | pH | Conduct. | $Ca^{2+}$ | $Mg^{2+}$ | $Na^{+}$ | $K^{+}$ | $Cl^{-}$ | $SO_4^{2-}$ | $HCO_3^{-}$ | $CO_3^{2-}$ | $SiO_2$ | B | $PO_4^{3-}$ | $NO_3^{-}$ | $NO_2^{-}$ | $NH_4^{+}$ |
| Nº de determinaciones | 10 | 10 | 10 | 10 | 10 | 10 | 10 | 10 | 10 | 10 | 10 | 10 | 10 | 10 | 10 | 10 | 10 |
| Máximo | 20.2 | 8.1 | 9300 | 525.4 | 177.6 | 1231.8 | 49.0 | 2884.0 | 536.6 | 442.3 | 0.0 | 12.6 | 0.39 | 0.15 | 312.0 | 0.00 | 0.39 |
| Mínimo | 15.5 | 6.9 | 1761 | 142.3 | 43.1 | 93.1 | 3.0 | 150.6 | 161.3 | 297.4 | 0.0 | 8.0 | 0.00 | 0.00 | 55.9 | 0.00 | 0.00 |
| Media | 17.8 | 7.4 | 3892 | 278.8 | 84.9 | 369.6 | 18.6 | 802.0 | 370.9 | 361.4 | 0.0 | 10.1 | 0.19 | 0.02 | 174.0 | 0.00 | 0.04 |
| Mediana | 18.0 | 7.4 | 2720 | 275.5 | 69.6 | 155.3 | 12.5 | 371.5 | 387.1 | 369.8 | 0.0 | 9.9 | 0.16 | 0.00 | 133.7 | 0.00 | 0.00 |
| Desv. Típica | 1.4 | 0.3 | 2837 | 111.0 | 42.9 | 376.6 | 16.9 | 889.5 | 132.4 | 51.4 | 0.0 | 3.1 | 0.11 | 0.15 | 105.6 | 0.00 | 0.12 |
| Coef. de variación | 8% | 5% | 73% | 40% | 50% | 102% | 91% | 111% | 36% | 14% | | 31% | 55% | 980% | 61% | | 316% |
| FEB.94/TOTAL | T | pH | Conduct. | $Ca^{2+}$ | $Mg^{2+}$ | $Na^{+}$ | $K^{+}$ | $Cl^{-}$ | $SO_4^{2-}$ | $HCO_3^{-}$ | $CO_3^{2-}$ | $SiO_2$ | B | $PO_4^{3-}$ | $NO_3^{-}$ | $NO_2^{-}$ | $NH_4^{+}$ |
| Nº de determinaciones | 39 | 39 | 39 | 39 | 39 | 39 | 39 | 39 | 39 | 39 | 39 | 39 | 39 | 39 | 39 | 39 | 39 |
| Máximo | 20.9 | 8.1 | 9300 | 525.4 | 177.6 | 1231.8 | 49.0 | 2884.0 | 536.6 | 480.4 | 0.0 | 16.2 | 0.42 | 1.86 | 312.0 | 0.50 | 3.00 |
| Mínimo | 14.9 | 6.9 | 533 | 59.9 | 17.4 | 21.3 | 0.6 | 19.9 | 56.9 | 221.1 | 0.0 | 5.6 | 0.00 | 0.00 | 4.9 | 0.00 | 0.00 |
| Media | 18.4 | 7.4 | 1749 | 160.5 | 47.0 | 124.9 | 7.1 | 248.1 | 194.6 | 342.7 | 0.0 | 10.9 | 0.13 | 0.21 | 88.4 | 0.02 | 0.33 |
| Mediana | 18.8 | 7.4 | 1068 | 126.8 | 34.8 | 39.3 | 3.5 | 57.7 | 134.9 | 350.8 | 0.0 | 10.5 | 0.10 | 0.00 | 55.2 | 0.00 | 0.00 |
| Desv. Típica | 1.4 | 0.3 | 1899 | 96.4 | 32.8 | 234.5 | 10.8 | 544.4 | 134.7 | 70.7 | 0.0 | 5.7 | 0.09 | 1.23 | 88.6 | 0.09 | 0.76 |
| Coef. de variación | 8% | 4% | 109% | 60% | 70% | 188% | 151% | 219% | 69% | 21% | | 52% | 71% | 583% | 100% | 358% | 227% |

| MAR.94/ALUVIAL | T | pH | Conduct. | $Ca^{2+}$ | $Mg^{2+}$ | $Na^{+}$ | $K^{+}$ | $Cl^{-}$ | $SO_4^{2-}$ | $HCO_3^{-}$ | $CO_3^{2-}$ | $SiO_2$ | B | $PO_4^{3-}$ | $NO_3^{-}$ | $NO_2^{-}$ | $NH_4^{+}$ |
|---|---|---|---|---|---|---|---|---|---|---|---|---|---|---|---|---|---|
| Nº de determinaciones | 30 | 30 | 30 | 30 | 30 | 30 | 30 | 30 | 30 | 30 | 30 | 30 | 30 | 30 | 30 | 30 | 30 |
| Máximo | 20.6 | 8.3 | 1740 | 227.2 | 67.7 | 67.0 | 5.2 | 105.4 | 262.3 | 526.1 | 0.0 | 19.0 | 0.18 | 1.31 | 307.6 | 0.60 | 1.00 |
| Mínimo | 14.9 | 7.1 | 479 | 48.5 | 16.4 | 17.5 | 0.9 | 14.2 | 50.6 | 183.0 | 0.0 | 4.0 | 0.00 | 0.00 | 3.8 | 0.00 | 0.00 |
| Media | 18.9 | 7.5 | 986 | 118.3 | 34.3 | 39.7 | 2.3 | 54.0 | 130.9 | 347.7 | 0.0 | 12.1 | 0.06 | 0.30 | 59.8 | 0.07 | 0.03 |
| Mediana | 19.0 | 7.4 | 957 | 112.5 | 31.5 | 36.7 | 2.2 | 51.9 | 120.2 | 350.8 | 0.0 | 12.3 | 0.06 | 0.20 | 51.5 | 0.00 | 0.00 |
| Desv. Típica | 1.1 | 0.3 | 318 | 41.6 | 12.3 | 11.8 | 1.1 | 21.5 | 53.5 | 82.3 | 0.0 | 6.9 | 0.06 | 0.95 | 59.9 | 0.16 | 0.18 |
| Coef. de variación | 6% | 4% | 32% | 35% | 36% | 30% | 45% | 40% | 41% | 24% | | 57% | 99% | 315% | 100% | 232% | 548% |
| 93-94 y 94-95 / DELTA (AC. SUP.) | T | pH | Conduct. | $Ca^{2+}$ | $Mg^{2+}$ | $Na^{+}$ | $K^{+}$ | $Cl^{-}$ | $SO_4^{2-}$ | $HCO_3^{-}$ | $CO_3^{2-}$ | $SiO_2$ | B | $PO_4^{3-}$ | $NO_3^{-}$ | $NO_2^{-}$ | $NH_4^{+}$ |
| Nº de determinaciones | 10 | 10 | 10 | 10 | 10 | 10 | 10 | 10 | 10 | 10 | 10 | 10 | 10 | 10 | 10 | 10 | 10 |
| Máximo | 20.2 | 8.0 | 8580 | 476.0 | 220.0 | 887.0 | 243.0 | 2460.0 | 564.0 | 480.5 | 0.0 | 11.0 | 0.18 | 3.74 | 329.0 | 2.00 | 5.40 |
| Mínimo | 15.1 | 6.9 | 1012 | 103.1 | 31.8 | 58.2 | 4.0 | 68.1 | 116.7 | 273.6 | 0.0 | 7.9 | 0.02 | 0.00 | 22.6 | 0.00 | 0.00 |
| Media | 18.1 | 7.3 | 3781 | 329.5 | 104.9 | 356.6 | 36.4 | 809.0 | 406.8 | 375.8 | 0.0 | 9.5 | 0.11 | 0.37 | 215.2 | 0.20 | 0.54 |
| Mediana | 18.0 | 7.2 | 3585 | 344.0 | 106.5 | 231.5 | 14.0 | 650.0 | 425.9 | 385.1 | 0.0 | 9.5 | 0.10 | 0.00 | 248.8 | 0.00 | 0.00 |
| Desv. Típica | 1.5 | 0.3 | 2053 | 111.4 | 50.0 | 271.7 | 73.1 | 699.2 | 124.2 | 66.0 | 0.0 | 2.4 | 0.06 | 3.66 | 110.8 | 0.63 | 1.71 |
| Coef. de variación | 8% | 4% | 54% | 34% | 48% | 76% | 201% | 86% | 31% | 18% | | 25% | 55% | 980% | 51% | 316% | 316% |
| MAR.94/TOTAL | T | pH | Conduct. | $Ca^{2+}$ | $Mg^{2+}$ | $Na^{+}$ | $K^{+}$ | $Cl^{-}$ | $SO_4^{2-}$ | $HCO_3^{-}$ | $CO_3^{2-}$ | $SiO_2$ | B | $PO_4^{3-}$ | $NO_3^{-}$ | $NO_2^{-}$ | $NH_4^{+}$ |
| Nº de determinaciones | 40 | 40 | 40 | 40 | 40 | 40 | 40 | 40 | 40 | 40 | 40 | 40 | 40 | 40 | 40 | 40 | 40 |
| Máximo | 20.6 | 8.3 | 8580 | 476.0 | 220.0 | 887.0 | 243.0 | 2460.0 | 564.0 | 526.1 | 0.0 | 19.0 | 0.18 | 3.74 | 329.0 | 2.00 | 5.40 |
| Mínimo | 14.9 | 6.9 | 479 | 48.5 | 16.4 | 17.5 | 0.9 | 14.2 | 50.6 | 183.0 | 0.0 | 4.0 | 0.00 | 0.00 | 3.8 | 0.00 | 0.00 |
| Media | 18.7 | 7.4 | 1685 | 171.1 | 51.9 | 118.9 | 10.9 | 242.8 | 199.9 | 354.7 | 0.0 | 11.5 | 0.07 | 0.32 | 98.7 | 0.10 | 0.16 |
| Mediana | 18.9 | 7.4 | 1051 | 128.6 | 36.2 | 45.1 | 2.4 | 57.1 | 133.8 | 350.8 | 0.0 | 11.4 | 0.06 | 0.15 | 57.2 | 0.00 | 0.00 |
| Desv. Típica | 1.2 | 0.3 | 1597 | 112.8 | 40.6 | 190.9 | 38.2 | 472.0 | 142.6 | 78.7 | 0.0 | 6.5 | 0.06 | 1.94 | 100.7 | 0.34 | 0.86 |
| Coef. de variación | 7% | 4% | 95% | 66% | 78% | 161% | 351% | 194% | 71% | 22% | | 57% | 86% | 608% | 102% | 335% | 540% |

| ABR.94/ALUVIAL | T | pH | Conduct. | $Ca^{2+}$ | $Mg^{2+}$ | $Na^{+}$ | $K^{+}$ | $Cl^{-}$ | $SO_4^{2-}$ | $HCO_3^{-}$ | $CO_3^{2-}$ | $SiO_2$ | B | $PO_4^{3-}$ | $NO_3^{-}$ | $NO_2^{-}$ | $NH_4^{+}$ |
|---|---|---|---|---|---|---|---|---|---|---|---|---|---|---|---|---|---|
| Nº de determinaciones | 30 | 30 | 30 | 30 | 30 | 30 | 30 | 30 | 30 | 30 | 30 | 30 | 30 | 30 | 30 | 30 | 30 |
| Máximo | 21.3 | 8.0 | 1834 | 214.6 | 58.7 | 65.8 | 5.5 | 89.1 | 239.1 | 481.9 | 0.0 | 18.3 | 0.26 | 3.13 | 257.8 | 1.10 | 1.60 |
| Mínimo | 16.0 | 6.9 | 507 | 51.5 | 17.8 | 18.4 | 0.6 | 12.9 | 49.2 | 176.9 | 0.0 | 4.7 | 0.02 | 0.00 | 5.3 | 0.00 | 0.00 |
| Media | 18.8 | 7.3 | 1011 | 115.0 | 33.7 | 40.0 | 2.8 | 51.4 | 128.5 | 340.6 | 0.0 | 10.9 | 0.10 | 0.73 | 52.8 | 0.17 | 0.30 |
| Mediana | 19.1 | 7.3 | 1001 | 117.1 | 33.4 | 41.1 | 2.6 | 52.2 | 122.6 | 335.5 | 0.0 | 11.1 | 0.07 | 0.45 | 44.9 | 0.10 | 0.00 |
| Desv. Típica | 1.0 | 0.3 | 320 | 36.0 | 10.0 | 12.2 | 1.2 | 19.1 | 43.8 | 76.0 | 0.0 | 6.2 | 0.07 | 2.25 | 48.3 | 0.23 | 0.44 |
| Coef. de variación | 6% | 3% | 32% | 31% | 30% | 31% | 42% | 37% | 34% | 22% | | 57% | 70% | 309% | 92% | 134% | 144% |
| **93-94 y 94-95 / DELTA (AC. SUP.)** | **T** | **pH** | **Conduct.** | **$Ca^{2+}$** | **$Mg^{2+}$** | **$Na^{+}$** | **$K^{+}$** | **$Cl^{-}$** | **$SO_4^{2-}$** | **$HCO_3^{-}$** | **$CO_3^{2-}$** | **$SiO_2$** | **B** | **$PO_4^{3-}$** | **$NO_3^{-}$** | **$NO_2^{-}$** | **$NH_4^{+}$** |
| Nº de determinaciones | 10 | 10 | 10 | 10 | 10 | 10 | 10 | 10 | 10 | 10 | 10 | 10 | 10 | 10 | 10 | 10 | 10 |
| Máximo | 20.1 | 8.1 | 10170 | 487.0 | 188.0 | 1310.0 | 32.6 | 2485.0 | 609.0 | 463.6 | 0.0 | 13.1 | 0.70 | 10.51 | 353.7 | 2.10 | 14.20 |
| Mínimo | 16.8 | 6.8 | 1236 | 104.1 | 33.4 | 79.9 | 6.2 | 97.5 | 138.6 | 286.7 | 0.0 | 7.7 | 0.14 | 0.00 | 0.2 | 0.00 | 0.00 |
| Media | 18.3 | 7.2 | 4053 | 291.4 | 89.2 | 339.6 | 16.5 | 726.9 | 388.0 | 388.9 | 0.0 | 9.4 | 0.25 | 3.20 | 174.5 | 0.71 | 1.42 |
| Mediana | 18.2 | 7.1 | 3130 | 251.4 | 81.2 | 175.0 | 13.5 | 458.8 | 349.1 | 393.5 | 0.0 | 8.7 | 0.19 | 2.02 | 185.2 | 0.55 | 0.00 |
| Desv. Típica | 1.0 | 0.4 | 2711 | 119.0 | 41.5 | 398.8 | 9.2 | 803.0 | 154.8 | 55.8 | 0.0 | 3.6 | 0.17 | 11.61 | 109.5 | 0.82 | 4.49 |
| Coef. de variación | 5% | 5% | 67% | 41% | 47% | 117% | 56% | 110% | 40% | 14% | | 38% | 67% | 363% | 63% | 115% | 316% |
| **ABR.94/TOTAL** | **T** | **pH** | **Conduct.** | **$Ca^{2+}$** | **$Mg^{2+}$** | **$Na^{+}$** | **$K^{+}$** | **$Cl^{-}$** | **$SO_4^{2-}$** | **$HCO_3^{-}$** | **$CO_3^{2-}$** | **$SiO_2$** | **B** | **$PO_4^{3-}$** | **$NO_3^{-}$** | **$NO_2^{-}$** | **$NH_4^{+}$** |
| Nº de determinaciones | 40 | 40 | 40 | 40 | 40 | 40 | 40 | 40 | 40 | 40 | 40 | 40 | 40 | 40 | 40 | 40 | 40 |
| Máximo | 21.3 | 8.1 | 10170 | 487.0 | 188.0 | 1310.0 | 32.6 | 2485.0 | 609.0 | 481.9 | 0.0 | 18.3 | 0.70 | 10.51 | 353.7 | 2.10 | 14.20 |
| Mínimo | 16.0 | 6.8 | 507 | 51.5 | 17.8 | 18.4 | 0.6 | 12.9 | 49.2 | 176.9 | 0.0 | 4.7 | 0.02 | 0.00 | 0.2 | 0.00 | 0.00 |
| Media | 18.7 | 7.3 | 1772 | 159.1 | 47.6 | 114.9 | 6.2 | 220.2 | 193.3 | 352.7 | 0.0 | 10.6 | 0.14 | 1.35 | 83.2 | 0.31 | 0.58 |
| Mediana | 19.0 | 7.3 | 1101 | 127.6 | 37.4 | 44.9 | 3.2 | 58.4 | 140.4 | 356.9 | 0.0 | 10.7 | 0.13 | 0.56 | 58.9 | 0.15 | 0.00 |
| Desv. Típica | 1.0 | 0.3 | 1885 | 101.1 | 32.6 | 232.5 | 7.5 | 486.6 | 141.1 | 73.9 | 0.0 | 5.8 | 0.12 | 6.79 | 85.7 | 0.50 | 2.24 |
| Coef. de variación | 6% | 4% | 106% | 64% | 69% | 202% | 121% | 221% | 73% | 21% | | 55% | 88% | 504% | 103% | 163% | 385% |

| MAY.94/ALUVIAL | T | pH | Conduct. | $Ca^{2+}$ | $Mg^{2+}$ | $Na^{+}$ | $K^{+}$ | $Cl^{-}$ | $SO_4^{2-}$ | $HCO_3^{-}$ | $CO_3^{2-}$ | $SiO_2$ | B | $PO_4^{3-}$ | $NO_3^{-}$ | $NO_2^{-}$ | $NH_4^{+}$ |
|---|---|---|---|---|---|---|---|---|---|---|---|---|---|---|---|---|---|
| Nº de determinaciones | 28 | 28 | 28 | 28 | 28 | 28 | 28 | 28 | 28 | 28 | 28 | 28 | 28 | 28 | 28 | 28 | 28 |
| Máximo | 20.9 | 8.5 | 1908 | 250.3 | 69.5 | 77.5 | 3.7 | 98.7 | 277.7 | 500.2 | 0.0 | 14.5 | 0.29 | 5.05 | 326.6 | 0.74 | 1.40 |
| Mínimo | 17.2 | 6.9 | 525 | 32.3 | 19.1 | 22.0 | 0.5 | 14.0 | 42.7 | 176.9 | 0.0 | 2.1 | 0.01 | 0.00 | 4.6 | 0.00 | 0.00 |
| Media | 19.2 | 7.4 | 1029 | 121.4 | 37.0 | 43.4 | 2.0 | 51.2 | 137.3 | 343.8 | 0.0 | 9.4 | 0.09 | 0.90 | 61.9 | 0.06 | 0.10 |
| Mediana | 19.3 | 7.3 | 1053 | 125.1 | 37.4 | 39.3 | 1.9 | 48.8 | 124.9 | 341.6 | 0.0 | 9.8 | 0.08 | 0.46 | 43.0 | 0.00 | 0.00 |
| Desv. Típica | 0.9 | 0.3 | 365 | 47.1 | 12.8 | 13.2 | 0.8 | 19.3 | 54.9 | 74.7 | 0.0 | 5.7 | 0.05 | 3.58 | 70.1 | 0.19 | 0.32 |
| Coef. de variacion | 5% | 4% | 35% | 39% | 35% | 30% | 38% | 38% | 40% | 22% | | 61% | 58% | 396% | 113% | 296% | 332% |
| **93-94 y 94-95 / DELTA (AC. SUP.)** | **T** | **pH** | **Conduct.** | **$Ca^{2+}$** | **$Mg^{2+}$** | **$Na^{+}$** | **$K^{+}$** | **$Cl^{-}$** | **$SO_4^{2-}$** | **$HCO_3^{-}$** | **$CO_3^{2-}$** | **$SiO_2$** | **B** | **$PO_4^{3-}$** | **$NO_3^{-}$** | **$NO_2^{-}$** | **$NH_4^{+}$** |
| Nº de determinaciones | 10 | 10 | 10 | 10 | 10 | 10 | 10 | 10 | 10 | 10 | 10 | 10 | 10 | 10 | 10 | 10 | 10 |
| Máximo | 22.2 | 8.4 | 7630 | 499.0 | 182.0 | 993.0 | 56.0 | 1748.5 | 410.0 | 475.8 | 0.0 | 10.5 | 0.15 | 12.09 | 254.7 | 10.00 | 7.00 |
| Mínimo | 17.8 | 6.9 | 1084 | 112.1 | 40.8 | 63.3 | 1.9 | 79.6 | 163.2 | 280.6 | 0.0 | 6.9 | 0.03 | 0.00 | 44.8 | 0.00 | 0.00 |
| Media | 19.7 | 7.3 | 3548 | 295.3 | 101.2 | 299.9 | 11.7 | 553.7 | 317.8 | 367.8 | 0.0 | 8.3 | 0.08 | 4.08 | 155.2 | 1.08 | 1.76 |
| Mediana | 19.6 | 7.1 | 3115 | 306.2 | 103.2 | 178.8 | 6.1 | 419.9 | 333.1 | 366.0 | 0.0 | 8.1 | 0.06 | 1.70 | 176.1 | 0.00 | 0.10 |
| Desv. Típica | 1.2 | 0.5 | 1949 | 122.3 | 47.8 | 286.3 | 16.1 | 525.0 | 83.3 | 69.5 | 0.0 | 2.4 | 0.04 | 14.83 | 79.5 | 3.14 | 2.76 |
| Coef. de variación | 6% | 7% | 55% | 41% | 47% | 95% | 137% | 95% | 26% | 19% | | 29% | 57% | 364% | 51% | 291% | 157% |
| **MAY.94/TOTAL** | **T** | **pH** | **Conduct.** | **$Ca^{2+}$** | **$Mg^{2+}$** | **$Na^{+}$** | **$K^{+}$** | **$Cl^{-}$** | **$SO_4^{2-}$** | **$HCO_3^{-}$** | **$CO_3^{2-}$** | **$SiO_2$** | **B** | **$PO_4^{3-}$** | **$NO_3^{-}$** | **$NO_2^{-}$** | **$NH_4^{+}$** |
| Nº de determinaciones | 38 | 38 | 38 | 38 | 38 | 38 | 38 | 38 | 38 | 38 | 38 | 38 | 38 | 38 | 38 | 38 | 38 |
| Máximo | 22.2 | 8.5 | 7630 | 499.0 | 182.0 | 993.0 | 56.0 | 1748.5 | 410.0 | 500.2 | 0.0 | 14.5 | 0.29 | 12.09 | 326.6 | 10.00 | 7.00 |
| Mínimo | 17.2 | 6.9 | 525 | 32.3 | 19.1 | 22.0 | 0.5 | 14.0 | 42.7 | 176.9 | 0.0 | 2.1 | 0.01 | 0.00 | 4.6 | 0.00 | 0.00 |
| Media | 19.3 | 7.3 | 1692 | 167.1 | 53.9 | 110.9 | 4.6 | 183.4 | 184.8 | 350.1 | 0.0 | 9.1 | 0.09 | 1.74 | 86.5 | 0.33 | 0.53 |
| Mediana | 19.4 | 7.3 | 1111 | 134.4 | 40.3 | 48.4 | 2.3 | 59.7 | 150.8 | 356.9 | 0.0 | 9.2 | 0.08 | 0.62 | 57.1 | 0.00 | 0.00 |
| Desv. Típica | 1.0 | 0.4 | 1512 | 106.2 | 38.7 | 182.1 | 9.1 | 343.0 | 101.8 | 73.2 | 0.0 | 5.2 | 0.05 | 9.06 | 82.8 | 1.62 | 1.57 |
| Coef. de variación | 5% | 5% | 89% | 64% | 72% | 164% | 198% | 187% | 55% | 21% | | 57% | 58% | 521% | 96% | 491% | 295% |

| JUN.94/ALUVIAL | T | pH | Conduct. | $Ca^{2+}$ | $Mg^{2+}$ | $Na^{+}$ | $K^{+}$ | $Cl^{-}$ | $SO_4^{2-}$ | $HCO_3^{-}$ | $CO_3^{2-}$ | $SiO_2$ | B | $PO_4^{3-}$ | $NO_3^{-}$ | $NO_2^{-}$ | $NH_4^{+}$ |
|---|---|---|---|---|---|---|---|---|---|---|---|---|---|---|---|---|---|
| Nº de determinaciones | 30 | 30 | 30 | 30 | 30 | 30 | 30 | 30 | 30 | 30 | 27 | 30 | 30 | 30 | 30 | 30 | 30 |
| Máximo | 21.9 | 8.8 | 1877 | 260.8 | 82.4 | 83.7 | 4.2 | 104.7 | 297.8 | 526.1 | 0.0 | 23.6 | 0.27 | 9.64 | 321.6 | 1.16 | 0.20 |
| Mínimo | 16.5 | 6.9 | 472 | 24.8 | 18.5 | 23.4 | 1.2 | 19.9 | 56.6 | 144.9 | 0.0 | 1.4 | 0.00 | 0.00 | 0.8 | 0.00 | 0.00 |
| Media | 19.1 | 7.4 | 1024 | 121.9 | 38.7 | 43.4 | 2.2 | 56.5 | 142.3 | 334.5 | 0.0 | 12.1 | 0.08 | 1.23 | 61.5 | 0.06 | 0.01 |
| Mediana | 19.2 | 7.3 | 1055 | 126.2 | 38.8 | 40.5 | 2.1 | 56.7 | 141.5 | 312.6 | 0.0 | 12.0 | 0.05 | 1.03 | 53.2 | 0.00 | 0.00 |
| Desv. Típica | 1.2 | 0.3 | 335 | 50.3 | 14.9 | 13.5 | 0.8 | 20.5 | 56.5 | 85.7 | 0.0 | 9.0 | 0.06 | 5.50 | 67.6 | 0.22 | 0.04 |
| Coef. de variación | 6% | 5% | 33% | 41% | 39% | 31% | 34% | 36% | 40% | 26% | | 75% | 83% | 447% | 110% | 387% | 548% |
| 93-94 y 94-95 / DELTA (AC. SUP.) | T | pH | Conduct. | $Ca^{2+}$ | $Mg^{2+}$ | $Na^{+}$ | $K^{+}$ | $Cl^{-}$ | $SO_4^{2-}$ | $HCO_3^{-}$ | $CO_3^{2-}$ | $SiO_2$ | B | $PO_4^{3-}$ | $NO_3^{-}$ | $NO_2^{-}$ | $NH_4^{+}$ |
| Nº de determinaciones | 10 | 10 | 10 | 10 | 10 | 10 | 10 | 10 | 10 | 10 | 10 | 10 | 9 | 10 | 10 | 10 | 10 |
| Máximo | 22.6 | 8.2 | 8580 | 563.0 | 217.5 | 1136.5 | 8.0 | 2441.0 | 567.7 | 495.6 | 0.0 | 9.2 | 0.34 | 3.68 | 305.0 | 2.20 | 1.40 |
| Mínimo | 18.9 | 6.8 | 1863 | 182.4 | 64.7 | 100.0 | 2.9 | 161.8 | 202.1 | 358.4 | 0.0 | 4.3 | 0.00 | 0.00 | 63.5 | 0.00 | 0.00 |
| Media | 20.6 | 7.2 | 4023 | 337.1 | 115.5 | 390.1 | 5.3 | 867.8 | 392.6 | 424.8 | 0.0 | 7.5 | 0.16 | 0.37 | 171.9 | 0.40 | 0.21 |
| Mediana | 20.6 | 7.1 | 3100 | 327.8 | 107.2 | 230.0 | 4.8 | 534.1 | 359.5 | 423.2 | 0.0 | 7.6 | 0.15 | 0.00 | 164.5 | 0.00 | 0.00 |
| Desv. Típica | 1.3 | 0.4 | 2436 | 120.6 | 54.6 | 381.1 | 1.5 | 847.0 | 112.6 | 42.2 | 0.0 | 2.8 | 0.09 | 3.61 | 81.2 | 0.85 | 0.44 |
| Coef. de variación | 6% | 6% | 61% | 36% | 47% | 98% | 29% | 98% | 29% | 10% | | 37% | 55% | 980% | 47% | 212% | 215% |
| JUN.94/TOTAL | T | pH | Conduct. | $Ca^{2+}$ | $Mg^{2+}$ | $Na^{+}$ | $K^{+}$ | $Cl^{-}$ | $SO_4^{2-}$ | $HCO_3^{-}$ | $CO_3^{2-}$ | $SiO_2$ | B | $PO_4^{3-}$ | $NO_3^{-}$ | $NO_2^{-}$ | $NH_4^{+}$ |
| Nº de determinaciones | 40 | 40 | 40 | 40 | 40 | 40 | 40 | 40 | 40 | 40 | 37 | 40 | 39 | 40 | 40 | 40 | 40 |
| Máximo | 22.6 | 8.8 | 8580 | 563.0 | 217.5 | 1136.5 | 8.0 | 2441.0 | 567.7 | 526.1 | 0.0 | 23.6 | 0.34 | 9.64 | 321.6 | 2.20 | 1.40 |
| Mínimo | 16.5 | 6.8 | 472 | 24.8 | 18.5 | 23.4 | 1.2 | 19.9 | 56.6 | 144.9 | 0.0 | 1.4 | 0.00 | 0.00 | 0.8 | 0.00 | 0.00 |
| Media | 19.5 | 7.3 | 1774 | 175.7 | 57.9 | 130.1 | 3.0 | 259.3 | 204.9 | 357.1 | 0.0 | 10.9 | 0.09 | 1.01 | 89.1 | 0.14 | 0.06 |
| Mediana | 19.4 | 7.3 | 1109 | 135.9 | 41.7 | 46.5 | 2.3 | 59.4 | 156.3 | 354.6 | 0.0 | 11.3 | 0.08 | 0.62 | 61.4 | 0.00 | 0.00 |
| Desv. Típica | 1.3 | 0.4 | 1784 | 118.9 | 44.6 | 238.3 | 1.7 | 540.8 | 131.7 | 86.2 | 0.0 | 9.0 | 0.08 | 5.19 | 85.2 | 0.47 | 0.23 |
| Coef. de variación | 7% | 5% | 101% | 68% | 77% | 183% | 55% | 209% | 64% | 24% | | 83% | 81% | 511% | 96% | 333% | 411% |

| JUL.94/ALUVIAL | T | pH | Conduct. | $Ca^{2+}$ | $Mg^{2+}$ | $Na^{+}$ | $K^{+}$ | $Cl^{-}$ | $SO_4^{2-}$ | $HCO_3^{-}$ | $CO_3^{2-}$ | $SiO_2$ | B | $PO_4^{3-}$ | $NO_3^{-}$ | $NO_2^{-}$ | $NH_4^{+}$ |
|---|---|---|---|---|---|---|---|---|---|---|---|---|---|---|---|---|---|
| Nº de determinaciones | 30 | 19 | 30 | 29 | 29 | 29 | 29 | 29 | 29 | 30 | 30 | 30 | 30 | 30 | 29 | 28 | 29 |
| Máximo | 21.9 | 8.5 | 1913 | 258.5 | 85.7 | 81.4 | 7.9 | 110.0 | 267.1 | 526.1 | 0.0 | 17.8 | 0.35 | 9.61 | 333.7 | 0.93 | 0.00 |
| Mínimo | 17.0 | 7.0 | 462 | 22.1 | 22.7 | 18.1 | 1.0 | 18.3 | 59.1 | 152.5 | 0.0 | 2.5 | 0.09 | 0.00 | 2.8 | 0.00 | 0.00 |
| Media | 19.6 | 7.4 | 1043 | 121.7 | 41.9 | 38.2 | 2.6 | 56.1 | 147.9 | 372.8 | 0.0 | 10.6 | 0.15 | 1.22 | 66.6 | 0.16 | 0.00 |
| Mediana | 19.6 | 7.3 | 1019 | 116.8 | 37.1 | 38.3 | 2.2 | 53.0 | 147.6 | 369.8 | 0.0 | 11.0 | 0.13 | 0.93 | 58.6 | 0.00 | 0.00 |
| Desv. Típica | 1.1 | 0.4 | 329 | 44.9 | 15.4 | 15.3 | 1.4 | 21.0 | 53.7 | 83.8 | 0.0 | 6.2 | 0.05 | 6.04 | 65.8 | 0.27 | 0.00 |
| Coef. de variación | 6% | 5% | 32% | 37% | 37% | 40% | 55% | 37% | 36% | 22% | | 58% | 36% | 495% | 99% | 172% | |
| 93-94 y 94-95 / DELTA (AC. SUP.) | T | pH | Conduct. | $Ca^{2+}$ | $Mg^{2+}$ | $Na^{+}$ | $K^{+}$ | $Cl^{-}$ | $SO_4^{2-}$ | $HCO_3^{-}$ | $CO_3^{2-}$ | $SiO_2$ | B | $PO_4^{3-}$ | $NO_3^{-}$ | $NO_2^{-}$ | $NH_4^{+}$ |
| Nº de determinaciones | 11 | 11 | 11 | 10 | 10 | 10 | 10 | 11 | 11 | 11 | 11 | 11 | 11 | 11 | 11 | 11 | 10 |
| Máximo | 24.3 | 8.3 | 10370 | 622.5 | 260.5 | 1314.0 | 23.0 | 2833.0 | 708.1 | 587.1 | 0.0 | 11.1 | 0.32 | 4.65 | 416.7 | 0.00 | 0.00 |
| Mínimo | 19.3 | 6.8 | 1181 | 124.1 | 47.4 | 67.1 | 3.2 | 95.2 | 164.3 | 358.4 | 0.0 | 2.6 | 0.13 | 0.00 | 51.5 | 0.00 | 0.00 |
| Media | 22.0 | 7.3 | 3930 | 365.9 | 132.7 | 423.6 | 12.1 | 832.2 | 413.0 | 434.6 | 0.0 | 9.1 | 0.23 | 0.90 | 183.2 | 0.00 | 0.00 |
| Mediana | 22.4 | 7.3 | 3110 | 345.5 | 123.8 | 315.8 | 13.3 | 634.7 | 424.2 | 427.0 | 0.0 | 9.5 | 0.23 | 0.00 | 152.5 | 0.00 | 0.00 |
| Desv. Típica | 1.8 | 0.4 | 2712 | 181.1 | 70.8 | 399.2 | 7.0 | 823.5 | 158.6 | 69.0 | 0.0 | 4.9 | 0.06 | 5.05 | 114.3 | 0.00 | 0.00 |
| Coef. de variación | 8% | 6% | 69% | 49% | 53% | 94% | 58% | 99% | 38% | 16% | | 54% | 27% | 561% | 62% | | |
| JUL.94/TOTAL | T | pH | Conduct. | $Ca^{2+}$ | $Mg^{2+}$ | $Na^{+}$ | $K^{+}$ | $Cl^{-}$ | $SO_4^{2-}$ | $HCO_3^{-}$ | $CO_3^{2-}$ | $SiO_2$ | B | $PO_4^{3-}$ | $NO_3^{-}$ | $NO_2^{-}$ | $NH_4^{+}$ |
| Nº de determinaciones | 41 | 30 | 41 | 39 | 39 | 39 | 39 | 40 | 40 | 41 | 41 | 41 | 41 | 41 | 40 | 39 | 39 |
| Máximo | 24.3 | 8.5 | 10370 | 622.5 | 260.5 | 1314.0 | 23.0 | 2833.0 | 708.1 | 587.1 | 0.0 | 17.8 | 0.35 | 9.61 | 416.7 | 0.93 | 0.00 |
| Mínimo | 17.0 | 6.8 | 462 | 22.1 | 22.7 | 18.1 | 1.0 | 18.3 | 59.1 | 152.5 | 0.0 | 2.5 | 0.09 | 0.00 | 2.8 | 0.00 | 0.00 |
| Media | 20.2 | 7.4 | 1818 | 184.3 | 65.2 | 137.0 | 5.1 | 269.5 | 220.8 | 389.4 | 0.0 | 10.2 | 0.17 | 1.13 | 98.7 | 0.11 | 0.00 |
| Mediana | 19.8 | 7.3 | 1135 | 128.0 | 42.0 | 42.0 | 2.5 | 59.3 | 161.6 | 396.5 | 0.0 | 10.3 | 0.14 | 0.31 | 64.2 | 0.00 | 0.00 |
| Desv. Típica | 1.7 | 0.4 | 1896 | 144.6 | 54.6 | 258.8 | 5.5 | 545.3 | 151.3 | 84.0 | 0.0 | 6.0 | 0.07 | 5.74 | 96.1 | 0.24 | 0.00 |
| Coef. de variación | 9% | 5% | 104% | 78% | 84% | 189% | 110% | 202% | 69% | 22% | | 59% | 38% | 507% | 97% | 212% | |

| AGO.94/ALUVIAL | T | pH | Conduct. | $Ca^{2+}$ | $Mg^{2+}$ | $Na^{+}$ | $K^{+}$ | $Cl^{-}$ | $SO_4^{2-}$ | $HCO_3^{-}$ | $CO_3^{2-}$ | $SiO_2$ | B | $PO_4^{3-}$ | $NO_3^{-}$ | $NO_2^{-}$ | $NH_4^{+}$ |
|---|---|---|---|---|---|---|---|---|---|---|---|---|---|---|---|---|---|
| Nº de determinaciones | 25 | 25 | 25 | 22 | 22 | 22 | 22 | 25 | 25 | 25 | 25 | 25 | 25 | 25 | 25 | 25 | 23 |
| Máximo | 21.9 | 7.7 | 1906 | 261.0 | 75.8 | 78.8 | 5.4 | 126.8 | 326.6 | 556.6 | 0.0 | 16.6 | 0.25 | 4.68 | 321.3 | 0.00 | 0.00 |
| Mínimo | 17.9 | 7.0 | 561 | 63.3 | 19.1 | 21.3 | 1.6 | 17.9 | 60.9 | 259.3 | 0.0 | 5.7 | 0.03 | 0.00 | 7.4 | 0.00 | 0.00 |
| Media | 19.7 | 7.3 | 1074 | 134.0 | 42.5 | 42.3 | 2.4 | 59.8 | 158.9 | 379.0 | 0.0 | 11.0 | 0.10 | 1.12 | 69.2 | 0.00 | 0.00 |
| Mediana | 19.5 | 7.3 | 1105 | 134.7 | 40.3 | 40.8 | 2.2 | 58.7 | 157.4 | 388.9 | 0.0 | 11.4 | 0.08 | 0.65 | 63.0 | 0.00 | 0.00 |
| Desv. Típica | 1.0 | 0.2 | 331 | 48.2 | 15.4 | 14.8 | 0.9 | 24.6 | 63.8 | 75.3 | 0.0 | 5.5 | 0.06 | 4.18 | 65.0 | 0.00 | 0.00 |
| Coef. de variación | 5% | 3% | 31% | 36% | 36% | 35% | 35% | 41% | 40% | 20% | | 50% | 59% | 372% | 94% | | |
| 93-94 y 94-95 / DELTA (AC. SUP.) | T | pH | Conduct. | $Ca^{2+}$ | $Mg^{2+}$ | $Na^{+}$ | $K^{+}$ | $Cl^{-}$ | $SO_4^{2-}$ | $HCO_3^{-}$ | $CO_3^{2-}$ | $SiO_2$ | B | $PO_4^{3-}$ | $NO_3^{-}$ | $NO_2^{-}$ | $NH_4^{+}$ |
| Nº de determinaciones | 10 | 10 | 10 | 9 | 9 | 9 | 8 | 10 | 10 | 10 | 10 | 10 | 10 | 10 | 10 | 10 | 10 |
| Máximo | 24.7 | 8.1 | 5950 | 550.5 | 209.5 | 867.3 | 20.0 | 1502.0 | 582.0 | 480.4 | 0.0 | 11.1 | 0.49 | 0.93 | 312.9 | 0.01 | 0.60 |
| Mínimo | 19.5 | 6.9 | 1060 | 121.3 | 68.9 | 39.9 | 2.7 | 63.2 | 170.5 | 320.3 | 0.0 | 8.7 | 0.13 | 0.00 | 59.8 | 0.00 | 0.00 |
| Media | 22.2 | 7.2 | 3484 | 304.8 | 131.1 | 275.0 | 8.7 | 731.7 | 424.7 | 409.5 | 0.0 | 9.8 | 0.22 | 0.09 | 184.9 | 0.00 | 0.06 |
| Mediana | 22.6 | 7.2 | 3265 | 247.8 | 134.4 | 152.1 | 7.7 | 538.8 | 435.8 | 419.4 | 0.0 | 9.7 | 0.19 | 0.00 | 196.0 | 0.00 | 0.00 |
| Desv. Típica | 1.9 | 0.4 | 1685 | 146.8 | 43.8 | 263.1 | 5.2 | 576.9 | 132.3 | 67.8 | 0.0 | 1.3 | 0.10 | 0.91 | 73.4 | 0.00 | 0.19 |
| Coef. de variación | 8% | 5% | 48% | 48% | 33% | 96% | 61% | 79% | 31% | 17% | | 14% | 47% | 980% | 40% | 316% | 316% |
| AGO.94/TOTAL | T | pH | Conduct. | $Ca^{2+}$ | $Mg^{2+}$ | $Na^{+}$ | $K^{+}$ | $Cl^{-}$ | $SO_4^{2-}$ | $HCO_3^{-}$ | $CO_3^{2-}$ | $SiO_2$ | B | $PO_4^{3-}$ | $NO_3^{-}$ | $NO_2^{-}$ | $NH_4^{+}$ |
| Nº de determinaciones | 35 | 35 | 35 | 31 | 31 | 31 | 30 | 35 | 35 | 35 | 35 | 35 | 35 | 35 | 35 | 35 | 33 |
| Máximo | 24.7 | 8.1 | 5950 | 550.5 | 209.5 | 867.3 | 20.0 | 1502.0 | 582.0 | 556.6 | 0.0 | 16.6 | 0.49 | 4.68 | 321.3 | 0.01 | 0.60 |
| Mínimo | 17.9 | 6.9 | 561 | 63.3 | 19.1 | 21.3 | 1.6 | 17.9 | 60.9 | 259.3 | 0.0 | 5.7 | 0.03 | 0.00 | 7.4 | 0.00 | 0.00 |
| Media | 20.4 | 7.3 | 1763 | 183.6 | 68.2 | 109.9 | 4.1 | 251.8 | 234.8 | 387.7 | 0.0 | 10.7 | 0.13 | 0.83 | 102.3 | 0.00 | 0.02 |
| Mediana | 20.1 | 7.3 | 1132 | 144.8 | 47.6 | 44.5 | 2.7 | 60.7 | 168.9 | 388.9 | 0.0 | 10.2 | 0.11 | 0.00 | 64.9 | 0.00 | 0.00 |
| Desv. Típica | 1.7 | 0.3 | 1431 | 116.6 | 48.4 | 173.6 | 3.9 | 428.2 | 149.5 | 73.6 | 0.0 | 4.9 | 0.09 | 3.83 | 85.0 | 0.00 | 0.10 |
| Coef. de variación | 9% | 4% | 81% | 63% | 71% | 158% | 95% | 170% | 64% | 19% | | 45% | 67% | 463% | 83% | 592% | 574% |

| SEP.94/ALUVIAL | T | pH | Conduct. | $Ca^{2+}$ | $Mg^{2+}$ | $Na^{+}$ | $K^{+}$ | $Cl^{-}$ | $SO_4^{2-}$ | $HCO_3^{-}$ | $CO_3^{2-}$ | $SiO_2$ | B | $PO_4^{3-}$ | $NO_3^{-}$ | $NO_2^{-}$ | $NH_4^{+}$ |
|---|---|---|---|---|---|---|---|---|---|---|---|---|---|---|---|---|---|
| Nº de determinaciones | 16 | 0 | 16 | 16 | 16 | 16 | 16 | 16 | 16 | 16 | 16 | 16 | 16 | 16 | 16 | 16 | 16 |
| Máximo | 21.6 | | 1653 | 215.6 | 112.9 | 91.2 | 5.2 | 100.6 | 299.8 | 526.1 | 0.0 | 17.4 | 0.19 | 6.69 | 196.1 | 0.00 | 0.00 |
| Mínimo | 17.9 | | 653 | 81.1 | 36.4 | 28.5 | 0.1 | 33.6 | 84.4 | 297.4 | 0.0 | 9.2 | 0.00 | 0.00 | 19.5 | 0.00 | 0.00 |
| Media | 19.3 | | 1114 | 141.8 | 64.9 | 43.4 | 2.8 | 59.2 | 166.5 | 408.9 | 0.0 | 11.3 | 0.07 | 2.00 | 68.9 | 0.00 | 0.00 |
| Mediana | 19.2 | | 1083 | 134.1 | 61.3 | 40.3 | 2.9 | 54.4 | 156.4 | 419.4 | 0.0 | 10.8 | 0.06 | 1.12 | 56.3 | 0.00 | 0.00 |
| Desv. Típica | 0.9 | | 269 | 36.9 | 18.9 | 17.4 | 1.2 | 21.0 | 58.7 | 66.4 | 0.0 | 4.2 | 0.06 | 7.28 | 47.5 | 0.00 | 0.00 |
| Coef. de variación | 5% | | 24% | 26% | 29% | 40% | 41% | 35% | 35% | 16% | | 37% | 82% | 364% | 69% | | |
| **93-94 y 94-95 / DELTA (AC. SUP.)** | **T** | **pH** | **Conduct.** | **$Ca^{2+}$** | **$Mg^{2+}$** | **$Na^{+}$** | **$K^{+}$** | **$Cl^{-}$** | **$SO_4^{2-}$** | **$HCO_3^{-}$** | **$CO_3^{2-}$** | **$SiO_2$** | **B** | **$PO_4^{3-}$** | **$NO_3^{-}$** | **$NO_2^{-}$** | **$NH_4^{+}$** |
| Nº de determinaciones | 9 | 0 | 10 | 10 | 10 | 10 | 10 | 10 | 10 | 10 | 10 | 10 | 10 | 10 | 10 | 10 | 10 |
| Máximo | 23.9 | | 8820 | 803.5 | 381.0 | 1289.0 | 21.5 | 2581.0 | 605.0 | 472.8 | 0.0 | 11.3 | 0.53 | 8.99 | 294.6 | 0.00 | 0.00 |
| Mínimo | 19.7 | | 1181 | 130.2 | 67.1 | 66.1 | 2.5 | 84.7 | 169.2 | 358.4 | 0.0 | 9.0 | 0.10 | 0.00 | 55.2 | 0.00 | 0.00 |
| Media | 21.4 | | 4285 | 398.6 | 193.2 | 440.9 | 9.1 | 892.5 | 415.0 | 413.3 | 0.0 | 10.0 | 0.21 | 2.30 | 159.4 | 0.00 | 0.00 |
| Mediana | 21.5 | | 3170 | 350.3 | 144.9 | 239.2 | 6.3 | 491.4 | 426.1 | 415.6 | 0.0 | 10.1 | 0.17 | 0.00 | 137.3 | 0.00 | 0.00 |
| Desv. Típica | 1.4 | | 2732 | 205.7 | 115.1 | 423.1 | 6.9 | 889.0 | 122.5 | 44.1 | 0.0 | 1.6 | 0.12 | 10.44 | 88.2 | 0.00 | 0.00 |
| Coef. de variación | 7% | | 64% | 52% | 60% | 96% | 76% | 100% | 30% | 11% | | 16% | 58% | 453% | 55% | | |
| **SEP.94/TOTAL** | **T** | **pH** | **Conduct.** | **$Ca^{2+}$** | **$Mg^{2+}$** | **$Na^{+}$** | **$K^{+}$** | **$Cl^{-}$** | **$SO_4^{2-}$** | **$HCO_3^{-}$** | **$CO_3^{2-}$** | **$SiO_2$** | **B** | **$PO_4^{3-}$** | **$NO_3^{-}$** | **$NO_2^{-}$** | **$NH_4^{+}$** |
| Nº de determinaciones | 25 | 0 | 26 | 26 | 26 | 26 | 26 | 26 | 26 | 26 | 26 | 26 | 26 | 26 | 26 | 26 | 26 |
| Máximo | 23.9 | | 8820 | 803.5 | 381.0 | 1289.0 | 21.5 | 2581.0 | 605.0 | 526.1 | 0.0 | 17.4 | 0.53 | 8.99 | 294.6 | 0.00 | 0.00 |
| Mínimo | 17.9 | | 653 | 81.1 | 36.4 | 28.5 | 0.1 | 33.6 | 84.4 | 297.4 | 0.0 | 9.0 | 0.00 | 0.00 | 19.5 | 0.00 | 0.00 |
| Media | 20.1 | | 2334 | 240.6 | 114.3 | 196.3 | 5.3 | 379.7 | 262.1 | 410.6 | 0.0 | 10.8 | 0.13 | 2.12 | 103.7 | 0.00 | 0.00 |
| Mediana | 19.7 | | 1178 | 150.5 | 70.0 | 46.6 | 3.4 | 71.5 | 169.2 | 415.6 | 0.0 | 10.5 | 0.10 | 0.78 | 66.4 | 0.00 | 0.00 |
| Desv. Típica | 1.5 | | 2282 | 179.7 | 95.1 | 321.7 | 5.3 | 675.1 | 150.6 | 57.9 | 0.0 | 3.6 | 0.11 | 8.44 | 78.6 | 0.00 | 0.00 |
| Coef. de variación | 7% | | 98% | 75% | 83% | 164% | 100% | 178% | 57% | 14% | | 34% | 90% | 399% | 76% | | |

| OCT.94/ALUVIAL | T | pH | Conduct. | $Ca^{2+}$ | $Mg^{2+}$ | $Na^{+}$ | $K^{+}$ | $Cl^{-}$ | $SO_4^{2-}$ | $HCO_3^{-}$ | $CO_3^{2-}$ | $SiO_2$ | B | $PO_4^{3-}$ | $NO_3^{-}$ | $NO_2^{-}$ | $NH_4^{+}$ |
|---|---|---|---|---|---|---|---|---|---|---|---|---|---|---|---|---|---|
| Nº de determinaciones | 25 | 14 | 25 | 25 | 25 | 25 | 25 | 25 | 25 | 25 | 25 | 25 | 25 | 25 | 25 | 25 | 25 |
| Máximo | 21.5 | 7.3 | 1902 | 248.6 | 131.0 | 97.2 | 4.2 | 105.0 | 293.8 | 541.4 | 0.0 | 16.8 | 0.36 | 3.97 | 330.0 | 0.00 | 0.00 |
| Mínimo | 17.3 | 6.9 | 608 | 69.8 | 27.4 | 24.0 | 1.4 | 20.0 | 66.8 | 259.3 | 0.0 | 6.3 | 0.06 | 0.00 | 9.1 | 0.00 | 0.00 |
| Media | 19.2 | 7.2 | 1100 | 135.2 | 55.2 | 44.4 | 2.3 | 53.2 | 153.7 | 403.5 | 0.0 | 10.7 | 0.13 | 0.86 | 67.0 | 0.00 | 0.00 |
| Mediana | 19.2 | 7.2 | 1052 | 129.3 | 52.6 | 38.0 | 2.2 | 50.4 | 155.8 | 388.9 | 0.0 | 11.0 | 0.10 | 0.00 | 54.0 | 0.00 | 0.00 |
| Desv. Típica | 1.0 | 0.1 | 310 | 42.1 | 20.9 | 18.6 | 0.8 | 20.7 | 58.3 | 68.5 | 0.0 | 4.7 | 0.08 | 4.12 | 66.4 | 0.00 | 0.00 |
| Coef. de variación | 5% | 2% | 28% | 31% | 38% | 42% | 35% | 39% | 38% | 17% | | 44% | 58% | 477% | 99% | | |
| 93-94 y 94-95 / DELTA (AC. SUP.) | T | pH | Conduct. | $Ca^{2+}$ | $Mg^{2+}$ | $Na^{+}$ | $K^{+}$ | $Cl^{-}$ | $SO_4^{2-}$ | $HCO_3^{-}$ | $CO_3^{2-}$ | $SiO_2$ | B | $PO_4^{3-}$ | $NO_3^{-}$ | $NO_2^{-}$ | $NH_4^{+}$ |
| Nº de determinaciones | 9 | 9 | 9 | 9 | 9 | 9 | 6 | 9 | 9 | 9 | 9 | 9 | 9 | 9 | 9 | 9 | 9 |
| Máximo | 22.7 | 8.1 | 9390 | 533.8 | 271.5 | 1159.0 | 47.0 | 2536.0 | 491.9 | 541.4 | 0.0 | 11.7 | 0.66 | 16.73 | 274.5 | 0.00 | 0.00 |
| Mínimo | 19.4 | 6.6 | 1239 | 130.5 | 69.9 | 64.9 | 3.2 | 118.0 | 178.3 | 358.4 | 0.0 | 8.6 | 0.18 | 0.00 | 48.8 | 0.00 | 0.00 |
| Media | 20.9 | 7.3 | 3567 | 298.8 | 141.7 | 300.8 | 12.2 | 689.1 | 352.9 | 423.7 | 0.0 | 10.3 | 0.29 | 1.86 | 147.6 | 0.00 | 0.00 |
| Mediana | 20.9 | 7.3 | 2990 | 268.9 | 134.5 | 149.5 | 5.5 | 390.2 | 386.0 | 404.1 | 0.0 | 10.2 | 0.23 | 0.00 | 163.7 | 0.00 | 0.00 |
| Desv. Típica | 1.1 | 0.4 | 2511 | 117.0 | 66.6 | 345.2 | 17.1 | 786.6 | 108.8 | 60.3 | 0.0 | 1.9 | 0.15 | 17.28 | 85.5 | 0.00 | 0.00 |
| Coef. de variación | 5% | 6% | 70% | 39% | 47% | 115% | 140% | 114% | 31% | 14% | | 18% | 51% | 930% | 58% | | |
| OCT.94/TOTAL | T | pH | Conduct. | $Ca^{2+}$ | $Mg^{2+}$ | $Na^{+}$ | $K^{+}$ | $Cl^{-}$ | $SO_4^{2-}$ | $HCO_3^{-}$ | $CO_3^{2-}$ | $SiO_2$ | B | $PO_4^{3-}$ | $NO_3^{-}$ | $NO_2^{-}$ | $NH_4^{+}$ |
| Nº de determinaciones | 34 | 23 | 34 | 34 | 34 | 34 | 31 | 34 | 34 | 34 | 34 | 34 | 34 | 34 | 34 | 34 | 34 |
| Máximo | 22.7 | 8.1 | 9390 | 533.8 | 271.5 | 1159.0 | 47.0 | 2536.0 | 491.9 | 541.4 | 0.0 | 16.8 | 0.66 | 16.73 | 330.0 | 0.00 | 0.00 |
| Mínimo | 17.3 | 6.6 | 608 | 69.8 | 27.4 | 24.0 | 1.4 | 20.0 | 66.8 | 259.3 | 0.0 | 6.3 | 0.06 | 0.00 | 9.1 | 0.00 | 0.00 |
| Media | 19.7 | 7.2 | 1753 | 178.5 | 78.1 | 112.3 | 4.2 | 221.5 | 206.5 | 408.9 | 0.0 | 10.6 | 0.17 | 1.13 | 88.3 | 0.00 | 0.00 |
| Mediana | 19.5 | 7.2 | 1144 | 136.3 | 57.9 | 45.8 | 2.4 | 55.0 | 159.7 | 392.7 | 0.0 | 10.7 | 0.15 | 0.00 | 56.3 | 0.00 | 0.00 |
| Desv. Típica | 1.2 | 0.3 | 1679 | 99.9 | 53.8 | 205.7 | 8.1 | 481.0 | 115.3 | 66.1 | 0.0 | 4.2 | 0.12 | 9.31 | 79.3 | 0.00 | 0.00 |
| Coef. de variación | 6% | 4% | 96% | 56% | 69% | 183% | 191% | 217% | 56% | 16% | | 39% | 70% | 826% | 90% | | |

| NOV.94/ALUVIAL | T | pH | Conduct. | $Ca^{2+}$ | $Mg^{2+}$ | $Na^{+}$ | $K^{+}$ | $Cl^{-}$ | $SO_4^{2-}$ | $HCO_3^{-}$ | $CO_3^{2-}$ | $SiO_2$ | B | $PO_4^{3-}$ | $NO_3^{-}$ | $NO_2^{-}$ | $NH_4^{+}$ |
|---|---|---|---|---|---|---|---|---|---|---|---|---|---|---|---|---|---|
| Nº de determinaciones | 22 | 22 | 22 | 22 | 22 | 22 | 22 | 22 | 22 | 22 | 22 | 22 | 22 | 22 | 22 | 22 | 22 |
| Máximo | 20.6 | 8.0 | 1846 | 259.8 | 74.5 | 78.2 | 6.8 | 98.0 | 276.8 | 564.3 | 0.0 | 19.9 | 0.33 | 3.10 | 272.6 | 0.22 | 5.85 |
| Mínimo | 17.5 | 7.0 | 586 | 68.9 | 22.4 | 21.1 | 0.7 | 24.2 | 67.1 | 274.5 | 0.0 | 7.7 | 0.05 | 0.00 | 7.4 | 0.00 | 0.00 |
| Media | 18.9 | 7.4 | 1109 | 139.7 | 41.8 | 41.7 | 2.2 | 60.0 | 159.8 | 390.7 | 0.0 | 13.1 | 0.14 | 0.70 | 64.9 | 0.02 | 0.30 |
| Mediana | 18.9 | 7.3 | 1053 | 128.8 | 38.5 | 37.0 | 2.0 | 57.3 | 156.2 | 377.4 | 0.0 | 13.6 | 0.10 | 0.25 | 46.5 | 0.00 | 0.00 |
| Desv. Típica | 0.8 | 0.3 | 339 | 47.8 | 14.1 | 15.1 | 1.3 | 21.4 | 57.4 | 83.0 | 0.0 | 5.5 | 0.07 | 3.01 | 61.6 | 0.05 | 1.24 |
| Coef. de variación | 4% | 4% | 31% | 34% | 34% | 36% | 61% | 36% | 36% | 21% | | 42% | 49% | 431% | 95% | 284% | 408% |
| 93-94 y 94-95 / DELTA (AC. SUP.) | T | pH | Conduct. | $Ca^{2+}$ | $Mg^{2+}$ | $Na^{+}$ | $K^{+}$ | $Cl^{-}$ | $SO_4^{2-}$ | $HCO_3^{-}$ | $CO_3^{2-}$ | $SiO_2$ | B | $PO_4^{3-}$ | $NO_3^{-}$ | $NO_2^{-}$ | $NH_4^{+}$ |
| Nº de determinaciones | 8 | 8 | 8 | 8 | 8 | 8 | 8 | 8 | 8 | 8 | 8 | 8 | 8 | 8 | 8 | 8 | 8 |
| Máximo | 21.8 | 7.8 | 8390 | 518.8 | 213.8 | 837.8 | 20.0 | 2471.5 | 515.8 | 617.6 | 0.0 | 14.1 | 0.46 | 1.21 | 228.6 | 0.00 | 1.10 |
| Mínimo | 17.4 | 7.0 | 1776 | 195.3 | 50.3 | 85.9 | 3.7 | 152.9 | 186.6 | 335.5 | 0.0 | 10.3 | 0.20 | 0.00 | 23.1 | 0.00 | 0.00 |
| Media | 19.8 | 7.4 | 3542 | 303.2 | 103.2 | 265.4 | 7.7 | 728.6 | 372.0 | 435.6 | 0.0 | 12.2 | 0.26 | 0.26 | 131.8 | 0.00 | 0.14 |
| Mediana | 19.8 | 7.4 | 2905 | 255.9 | 93.5 | 155.0 | 5.2 | 483.8 | 389.1 | 427.0 | 0.0 | 12.2 | 0.22 | 0.00 | 135.2 | 0.00 | 0.00 |
| Desv. Típica | 1.5 | 0.3 | 2268 | 117.5 | 55.7 | 268.6 | 5.4 | 781.9 | 115.2 | 83.1 | 0.0 | 2.6 | 0.09 | 1.51 | 72.9 | 0.00 | 0.39 |
| Coef. de variación | 8% | 4% | 64% | 39% | 54% | 101% | 69% | 107% | 31% | 19% | | 21% | 36% | 585% | 55% | | 283% |
| NOV.94/TOTAL | T | pH | Conduct. | $Ca^{2+}$ | $Mg^{2+}$ | $Na^{+}$ | $K^{+}$ | $Cl^{-}$ | $SO_4^{2-}$ | $HCO_3^{-}$ | $CO_3^{2-}$ | $SiO_2$ | B | $PO_4^{3-}$ | $NO_3^{-}$ | $NO_2^{-}$ | $NH_4^{+}$ |
| Nº de determinaciones | 30 | 30 | 30 | 30 | 30 | 30 | 30 | 30 | 30 | 30 | 30 | 30 | 30 | 30 | 30 | 30 | 30 |
| Máximo | 21.8 | 8.0 | 8390 | 518.8 | 213.8 | 837.8 | 20.0 | 2471.5 | 515.8 | 617.6 | 0.0 | 19.9 | 0.46 | 3.10 | 272.6 | 0.22 | 5.85 |
| Mínimo | 17.4 | 7.0 | 586 | 68.9 | 22.4 | 21.1 | 0.7 | 24.2 | 67.1 | 274.5 | 0.0 | 7.7 | 0.05 | 0.00 | 7.4 | 0.00 | 0.00 |
| Media | 19.2 | 7.4 | 1758 | 183.3 | 58.2 | 101.3 | 3.7 | 238.3 | 216.4 | 402.7 | 0.0 | 12.9 | 0.17 | 0.58 | 82.8 | 0.01 | 0.26 |
| Mediana | 19.2 | 7.3 | 1140 | 144.3 | 43.1 | 39.8 | 2.4 | 61.3 | 162.3 | 388.9 | 0.0 | 13.3 | 0.18 | 0.00 | 53.9 | 0.00 | 0.00 |
| Desv. Típica | 1.1 | 0.3 | 1588 | 102.0 | 40.7 | 166.4 | 3.8 | 488.2 | 121.2 | 84.1 | 0.0 | 5.0 | 0.09 | 2.74 | 70.2 | 0.05 | 1.08 |
| Coef. de variación | 6% | 4% | 90% | 56% | 70% | 164% | 103% | 205% | 56% | 21% | | 38% | 53% | 471% | 85% | 335% | 414% |

| DIC.94/ALUVIAL | T | pH | Conduct. | $Ca^{2+}$ | $Mg^{2+}$ | $Na^{+}$ | $K^{+}$ | $Cl^{-}$ | $SO_4^{2-}$ | $HCO_3^{-}$ | $CO_3^{2-}$ | $SiO_2$ | B | $PO_4^{3-}$ | $NO_3^{-}$ | $NO_2^{-}$ | $NH_4^{+}$ |
|---|---|---|---|---|---|---|---|---|---|---|---|---|---|---|---|---|---|
| Nº de determinaciones | 18 | 19 | 19 | 19 | 19 | 19 | 19 | 19 | 19 | 19 | 19 | 19 | 19 | 19 | 19 | 19 | 0 |
| Máximo | 20.4 | 7.7 | 1890 | 240.0 | 68.0 | 124.0 | 5.4 | 108.0 | 292.0 | 556.7 | 0.0 | 17.6 | 0.41 | 5.33 | 290.0 | 0.00 | |
| Mínimo | 16.2 | 6.9 | 597 | 65.0 | 20.0 | 26.2 | 1.3 | 27.9 | 67.0 | 235.7 | 0.0 | 6.6 | 0.18 | 0.00 | 10.0 | 0.00 | |
| Media | 18.6 | 7.2 | 1093 | 122.8 | 36.9 | 49.9 | 3.0 | 57.7 | 152.8 | 364.4 | 0.0 | 11.5 | 0.24 | 0.89 | 65.4 | 0.00 | |
| Mediana | 18.6 | 7.2 | 1054 | 122.0 | 36.0 | 47.8 | 3.0 | 57.9 | 151.7 | 365.5 | 0.0 | 11.9 | 0.21 | 0.00 | 50.6 | 0.00 | |
| Desv. Típica | 1.1 | 0.3 | 360 | 46.1 | 13.5 | 22.4 | 1.0 | 21.4 | 58.3 | 77.6 | 0.0 | 5.6 | 0.06 | 4.31 | 67.0 | 0.00 | |
| Coef. de variación | 6% | 3% | 33% | 38% | 36% | 45% | 35% | 37% | 38% | 21% | | 49% | 27% | 487% | 102% | | |
| 93-94 y 94-95 / DELTA (AC. SUP.) | T | pH | Conduct. | $Ca^{2+}$ | $Mg^{2+}$ | $Na^{+}$ | $K^{+}$ | $Cl^{-}$ | $SO_4^{2-}$ | $HCO_3^{-}$ | $CO_3^{2-}$ | $SiO_2$ | B | $PO_4^{3-}$ | $NO_3^{-}$ | $NO_2^{-}$ | $NH_4^{+}$ |
| Nº de determinaciones | 7 | 7 | 7 | 7 | 7 | 7 | 7 | 7 | 7 | 7 | 7 | 7 | 7 | 7 | 7 | 7 | 0 |
| Máximo | 20.6 | 7.3 | 12070 | 489.0 | 220.0 | 1656.0 | 17.5 | 3081.0 | 550.0 | 467.6 | 0.0 | 11.6 | 0.69 | 6.51 | 312.0 | 0.00 | |
| Mínimo | 18.0 | 6.8 | 1854 | 173.0 | 50.0 | 114.0 | 5.3 | 184.0 | 254.1 | 323.3 | 0.0 | 9.2 | 0.18 | 0.00 | 21.0 | 0.00 | |
| Media | 19.4 | 7.1 | 4416 | 302.7 | 109.7 | 416.4 | 10.5 | 894.1 | 405.9 | 385.9 | 0.0 | 10.2 | 0.30 | 1.45 | 134.8 | 0.00 | |
| Mediana | 19.6 | 7.2 | 2680 | 298.0 | 80.0 | 191.0 | 9.2 | 319.8 | 387.0 | 386.4 | 0.0 | 10.1 | 0.24 | 0.00 | 133.8 | 0.00 | |
| Desv. Típica | 0.9 | 0.2 | 3714 | 118.2 | 64.0 | 558.1 | 4.7 | 1075.7 | 126.7 | 52.4 | 0.0 | 1.9 | 0.18 | 8.08 | 90.1 | 0.00 | |
| Coef. de variación | 5% | 2% | 84% | 39% | 58% | 134% | 45% | 120% | 31% | 14% | | 18% | 58% | 558% | 67% | | |
| DIC.94/TOTAL | T | pH | Conduct. | $Ca^{2+}$ | $Mg^{2+}$ | $Na^{+}$ | $K^{+}$ | $Cl^{-}$ | $SO_4^{2-}$ | $HCO_3^{-}$ | $CO_3^{2-}$ | $SiO_2$ | B | $PO_4^{3-}$ | $NO_3^{-}$ | $NO_2^{-}$ | $NH_4^{+}$ |
| Nº de determinaciones | 25 | 26 | 26 | 26 | 26 | 26 | 26 | 26 | 26 | 26 | 26 | 26 | 26 | 26 | 26 | 26 | 0 |
| Máximo | 20.6 | 7.7 | 12070 | 489.0 | 220.0 | 1656.0 | 17.5 | 3081.0 | 550.0 | 556.7 | 0.0 | 17.6 | 0.69 | 6.51 | 312.0 | 0.00 | |
| Mínimo | 16.2 | 6.8 | 597 | 65.0 | 20.0 | 26.2 | 1.3 | 27.9 | 67.0 | 235.7 | 0.0 | 6.6 | 0.18 | 0.00 | 10.0 | 0.00 | |
| Media | 18.8 | 7.2 | 1988 | 171.3 | 56.5 | 148.6 | 5.0 | 282.9 | 221.0 | 370.2 | 0.0 | 11.1 | 0.25 | 1.04 | 84.1 | 0.00 | |
| Mediana | 19.0 | 7.2 | 1128 | 129.5 | 37.0 | 49.9 | 3.3 | 61.3 | 160.5 | 366.3 | 0.0 | 11.4 | 0.22 | 0.00 | 54.6 | 0.00 | |
| Desv. Típica | 1.1 | 0.2 | 2380 | 107.2 | 46.9 | 320.3 | 4.2 | 649.0 | 139.3 | 71.4 | 0.0 | 5.0 | 0.11 | 5.45 | 78.5 | 0.00 | |
| Coef. de variación | 6% | 3% | 120% | 63% | 83% | 216% | 84% | 229% | 63% | 19% | | 45% | 41% | 525% | 93% | | |

| ENE.95/ALUVIAL | T | pH | Conduct. | $Ca^{2+}$ | $Mg^{2+}$ | $Na^{+}$ | $K^{+}$ | $Cl^{-}$ | $SO_4^{2-}$ | $HCO_3^{-}$ | $CO_3^{2-}$ | $SiO_2$ | B | $PO_4^{3-}$ | $NO_3^{-}$ | $NO_2^{-}$ | $NH_4^{+}$ |
|---|---|---|---|---|---|---|---|---|---|---|---|---|---|---|---|---|---|
| Nº de determinaciones | 22 | 22 | 22 | 22 | 22 | 22 | 22 | 22 | 22 | 22 | 22 | 22 | 22 | 22 | 22 | 22 | 0 |
| Máximo | 20.2 | 7.6 | 1858 | 214.0 | 66.0 | 284.2 | 5.5 | 103.9 | 293.7 | 506.5 | 0.0 | 18.1 | 0.31 | 8.46 | 324.6 | 0.00 | |
| Mínimo | 16.0 | 6.8 | 601 | 65.0 | 20.0 | 23.9 | 1.2 | 15.6 | 68.2 | 235.7 | 0.0 | 6.4 | 0.12 | 0.00 | 6.2 | 0.00 | |
| Media | 18.7 | 7.2 | 1085 | 126.5 | 38.2 | 52.2 | 2.8 | 56.1 | 158.6 | 353.0 | 0.0 | 11.5 | 0.18 | 1.92 | 71.7 | 0.00 | |
| Mediana | 18.9 | 7.2 | 1067 | 125.0 | 37.0 | 40.8 | 2.7 | 55.2 | 159.2 | 354.2 | 0.0 | 12.0 | 0.16 | 1.45 | 61.1 | 0.00 | |
| Desv. Típica | 1.1 | 0.2 | 317 | 41.3 | 12.0 | 52.9 | 1.0 | 21.3 | 57.1 | 68.3 | 0.0 | 5.5 | 0.06 | 6.87 | 66.6 | 0.00 | |
| Coef. de variación | 6% | 3% | 29% | 33% | 31% | 101% | 36% | 38% | 36% | 19% | | 47% | 33% | 359% | 93% | | |
| 93-94 y 94-95 / DELTA (AC. SUP.) | T | pH | Conduct. | $Ca^{2+}$ | $Mg^{2+}$ | $Na^{+}$ | $K^{+}$ | $Cl^{-}$ | $SO_4^{2-}$ | $HCO_3^{-}$ | $CO_3^{2-}$ | $SiO_2$ | B | $PO_4^{3-}$ | $NO_3^{-}$ | $NO_2^{-}$ | $NH_4^{+}$ |
| Nº de determinaciones | 10 | 10 | 10 | 10 | 10 | 10 | 10 | 10 | 10 | 10 | 10 | 10 | 10 | 10 | 10 | 10 | 0 |
| Máximo | 20.6 | 7.7 | 7500 | 588.0 | 200.0 | 798.0 | 15.0 | 1953.0 | 608.1 | 482.0 | 0.0 | 11.7 | 0.38 | 25.26 | 391.4 | 0.00 | |
| Mínimo | 14.9 | 6.8 | 1184 | 138.0 | 44.0 | 56.2 | 3.8 | 77.5 | 160.9 | 285.7 | 0.0 | 8.8 | 0.19 | 0.00 | 14.5 | 0.00 | |
| Media | 18.4 | 7.1 | 3675 | 314.9 | 105.8 | 293.4 | 9.1 | 729.5 | 385.9 | 375.8 | 0.0 | 10.4 | 0.24 | 5.93 | 173.5 | 0.00 | |
| Mediana | 18.9 | 7.0 | 3120 | 279.0 | 98.5 | 193.0 | 8.3 | 479.9 | 388.8 | 361.0 | 0.0 | 10.3 | 0.23 | 3.42 | 160.7 | 0.00 | |
| Desv. Típica | 1.9 | 0.3 | 2092 | 148.8 | 50.5 | 234.7 | 4.0 | 658.3 | 142.5 | 60.2 | 0.0 | 2.0 | 0.06 | 24.81 | 110.0 | 0.00 | |
| Coef. de variación | 10% | 4% | 57% | 47% | 48% | 80% | 44% | 90% | 37% | 16% | | 20% | 23% | 418% | 63% | | |
| ENE.95/TOTAL | T | pH | Conduct. | $Ca^{2+}$ | $Mg^{2+}$ | $Na^{+}$ | $K^{+}$ | $Cl^{-}$ | $SO_4^{2-}$ | $HCO_3^{-}$ | $CO_3^{2-}$ | $SiO_2$ | B | $PO_4^{3-}$ | $NO_3^{-}$ | $NO_2^{-}$ | $NH_4^{+}$ |
| Nº de determinaciones | 32 | 32 | 32 | 32 | 32 | 32 | 32 | 32 | 32 | 32 | 32 | 32 | 32 | 32 | 32 | 32 | 0 |
| Máximo | 20.6 | 7.7 | 7500 | 588.0 | 200.0 | 798.0 | 15.0 | 1953.0 | 608.1 | 506.5 | 0.0 | 18.1 | 0.38 | 25.26 | 391.4 | 0.00 | |
| Mínimo | 14.9 | 6.8 | 601 | 65.0 | 20.0 | 23.9 | 1.2 | 15.6 | 68.2 | 235.7 | 0.0 | 6.4 | 0.12 | 0.00 | 6.2 | 0.00 | |
| Media | 18.6 | 7.1 | 1894 | 185.4 | 59.3 | 127.6 | 4.7 | 266.5 | 229.6 | 360.1 | 0.0 | 11.2 | 0.20 | 3.17 | 103.5 | 0.00 | |
| Mediana | 18.9 | 7.1 | 1146 | 134.0 | 42.0 | 47.8 | 3.1 | 58.7 | 163.5 | 354.2 | 0.0 | 11.2 | 0.20 | 1.78 | 70.4 | 0.00 | |
| Desv. Típica | 1.3 | 0.3 | 1681 | 124.3 | 43.0 | 175.5 | 3.8 | 476.1 | 139.8 | 65.8 | 0.0 | 4.8 | 0.06 | 15.65 | 93.9 | 0.00 | |
| Coef. de variación | 7% | 4% | 89% | 67% | 72% | 138% | 80% | 179% | 61% | 18% | | 43% | 32% | 494% | 91% | | |

| FEB.95/ALUVIAL | T | pH | Conduct. | $Ca^{2+}$ | $Mg^{2+}$ | $Na^{+}$ | $K^{+}$ | $Cl^{-}$ | $SO_4^{2-}$ | $HCO_3^{-}$ | $CO_3^{2-}$ | $SiO_2$ | B | $PO_4^{3-}$ | $NO_3^{-}$ | $NO_2^{-}$ | $NH_4^{+}$ |
|---|---|---|---|---|---|---|---|---|---|---|---|---|---|---|---|---|---|
| Nº de determinaciones | 21 | 21 | 21 | 21 | 21 | 21 | 21 | 21 | 21 | 21 | 21 | 21 | 21 | 21 | 21 | 21 | 0 |
| Máximo | 20.2 | 8.2 | 1843 | 238.0 | 68.0 | 122.5 | 13.0 | 107.0 | 281.8 | 534.2 | 0.0 | 17.8 | 1.34 | 18.26 | 330.7 | 10.04 | |
| Mínimo | 16.4 | 6.9 | 614 | 63.5 | 22.0 | 26.2 | 1.2 | 34.9 | 75.2 | 228.1 | 0.0 | 6.6 | 0.13 | 0.00 | 0.0 | 0.00 | |
| Media | 18.5 | 7.2 | 1096 | 122.1 | 37.6 | 50.4 | 3.3 | 60.9 | 159.0 | 361.1 | 0.0 | 11.4 | 0.24 | 2.46 | 66.1 | 0.50 | |
| Mediana | 18.6 | 7.2 | 1083 | 120.0 | 36.0 | 45.7 | 2.8 | 53.8 | 159.8 | 370.1 | 0.0 | 11.6 | 0.16 | 1.62 | 60.1 | 0.00 | |
| Desv. Típica | 0.8 | 0.3 | 326 | 39.9 | 11.6 | 26.0 | 2.4 | 18.7 | 54.6 | 82.1 | 0.0 | 5.4 | 0.26 | 12.24 | 70.1 | 2.19 | |
| Coef. de variación | 4% | 4% | 30% | 33% | 31% | 52% | 74% | 31% | 34% | 23% | | 48% | 105% | 497% | 106% | 438% | |
| 93-94 y 94-95 / DELTA (AC. SUP.) | T | pH | Conduct. | $Ca^{2+}$ | $Mg^{2+}$ | $Na^{+}$ | $K^{+}$ | $Cl^{-}$ | $SO_4^{2-}$ | $HCO_3^{-}$ | $CO_3^{2-}$ | $SiO_2$ | B | $PO_4^{3-}$ | $NO_3^{-}$ | $NO_2^{-}$ | $NH_4^{+}$ |
| Nº de determinaciones | 7 | 7 | 7 | 7 | 7 | 7 | 7 | 7 | 7 | 7 | 7 | 7 | 7 | 7 | 7 | 7 | 0 |
| Máximo | 19.6 | 7.8 | 7720 | 498.0 | 180.0 | 826.0 | 8.8 | 1832.5 | 545.3 | 520.2 | 0.0 | 11.8 | 0.37 | 15.91 | 399.0 | 0.00 | |
| Mínimo | 14.6 | 6.9 | 1699 | 136.0 | 49.0 | 120.5 | 4.7 | 160.4 | 209.2 | 304.8 | 0.0 | 8.4 | 0.21 | 0.00 | 70.7 | 0.00 | |
| Media | 17.4 | 7.3 | 3214 | 277.7 | 89.6 | 270.2 | 7.0 | 525.5 | 358.7 | 375.0 | 0.0 | 9.8 | 0.26 | 4.41 | 199.2 | 0.00 | |
| Mediana | 17.7 | 7.2 | 2540 | 238.0 | 78.0 | 186.5 | 6.7 | 356.3 | 341.6 | 366.9 | 0.0 | 9.5 | 0.24 | 0.00 | 216.9 | 0.00 | |
| Desv. Típica | 1.6 | 0.3 | 2065 | 134.4 | 44.4 | 248.2 | 1.6 | 585.0 | 131.0 | 70.4 | 0.0 | 2.6 | 0.06 | 19.94 | 116.4 | 0.00 | |
| Coef. de variación | 9% | 4% | 64% | 48% | 50% | 92% | 23% | 111% | 37% | 19% | | 26% | 22% | 452% | 58% | | |
| FEB.95/TOTAL | T | pH | Conduct. | $Ca^{2+}$ | $Mg^{2+}$ | $Na^{+}$ | $K^{+}$ | $Cl^{-}$ | $SO_4^{2-}$ | $HCO_3^{-}$ | $CO_3^{2-}$ | $SiO_2$ | B | $PO_4^{3-}$ | $NO_3^{-}$ | $NO_2^{-}$ | $NH_4^{+}$ |
| Nº de determinaciones | 28 | 28 | 28 | 28 | 28 | 28 | 28 | 28 | 28 | 28 | 28 | 28 | 28 | 28 | 28 | 28 | 0 |
| Máximo | 20.2 | 8.2 | 7720 | 498.0 | 180.0 | 826.0 | 13.0 | 1832.5 | 545.3 | 534.2 | 0.0 | 17.8 | 1.34 | 18.26 | 399.0 | 10.04 | |
| Mínimo | 14.6 | 6.9 | 614 | 63.5 | 22.0 | 26.2 | 1.2 | 34.9 | 75.2 | 228.1 | 0.0 | 6.6 | 0.13 | 0.00 | 0.0 | 0.00 | |
| Media | 18.3 | 7.2 | 1626 | 161.0 | 50.6 | 105.3 | 4.2 | 177.0 | 208.9 | 364.6 | 0.0 | 11.0 | 0.25 | 2.95 | 99.4 | 0.38 | |
| Mediana | 18.5 | 7.2 | 1117 | 129.5 | 39.5 | 47.6 | 3.1 | 64.8 | 174.8 | 368.5 | 0.0 | 11.1 | 0.21 | 1.53 | 65.8 | 0.00 | |
| Desv. Típica | 1.2 | 0.3 | 1378 | 99.5 | 32.6 | 153.6 | 2.8 | 343.9 | 117.4 | 78.3 | 0.0 | 5.0 | 0.22 | 14.37 | 100.5 | 1.90 | |
| Coef. de variación | 6% | 4% | 85% | 62% | 64% | 146% | 65% | 194% | 56% | 21% | | 46% | 90% | 487% | 101% | 506% | |

| MAR.95/ALUVIAL | T | pH | Conduct. | $Ca^{2+}$ | $Mg^{2+}$ | $Na^{+}$ | $K^{+}$ | $Cl^{-}$ | $SO_4^{2-}$ | $HCO_3^{-}$ | $CO_3^{2-}$ | $SiO_2$ | B | $PO_4^{3-}$ | $NO_3^{-}$ | $NO_2^{-}$ | $NH_4^{+}$ |
|---|---|---|---|---|---|---|---|---|---|---|---|---|---|---|---|---|---|
| Nº de determinaciones | 16 | 16 | 16 | 16 | 16 | 16 | 16 | 16 | 16 | 16 | 16 | 0 | 0 | 16 | 16 | 16 | 16 |
| Máximo | 20.3 | 7.7 | 1844 | 260.3 | 72.3 | 104.8 | 6.5 | 108.2 | 254.6 | 494.1 | 0.0 | | | 0.00 | 290.8 | 0.00 | 0.22 |
| Mínimo | 16.0 | 6.3 | 616 | 73.4 | 21.8 | 25.3 | 0.5 | 34.4 | 69.3 | 221.4 | 0.0 | | | 0.00 | 7.5 | 0.00 | 0.00 |
| Media | 18.5 | 7.2 | 1116 | 136.6 | 43.0 | 55.0 | 2.8 | 56.9 | 162.0 | 351.2 | 0.0 | | | 0.00 | 65.9 | 0.00 | 0.01 |
| Mediana | 18.6 | 7.2 | 1092 | 128.0 | 37.7 | 50.5 | 2.6 | 51.7 | 156.4 | 362.5 | 0.0 | | | 0.00 | 53.2 | 0.00 | 0.00 |
| Desv. Típica | 1.1 | 0.4 | 343 | 46.9 | 15.9 | 22.5 | 1.6 | 21.5 | 57.7 | 74.2 | 0.0 | | | | 67.1 | 0.00 | 0.06 |
| Coef. de variación | 6% | 6% | 31% | 34% | 37% | 41% | 57% | 38% | 36% | 21% | | | | | 102% | | 400% |
| **93-94 y 94-95 / DELTA (AC. SUP.)** | **T** | **pH** | **Conduct.** | **$Ca^{2+}$** | **$Mg^{2+}$** | **$Na^{+}$** | **$K^{+}$** | **$Cl^{-}$** | **$SO_4^{2-}$** | **$HCO_3^{-}$** | **$CO_3^{2-}$** | **$SiO_2$** | **B** | **$PO_4^{3-}$** | **$NO_3^{-}$** | **$NO_2^{-}$** | **$NH_4^{+}$** |
| Nº de determinaciones | 10 | 10 | 10 | 10 | 10 | 10 | 10 | 10 | 9 | 10 | 10 | 0 | 0 | 10 | 9 | 9 | 10 |
| Máximo | 20.5 | 8.1 | 7370 | 769.5 | 224.0 | 1256.5 | 36.5 | 2466.5 | 728.5 | 507.6 | 0.0 | | | 0.00 | 424.5 | 0.00 | 0.00 |
| Mínimo | 15.5 | 6.8 | 1438 | 142.1 | 49.3 | 102.1 | 2.8 | 165.5 | 186.2 | 303.2 | 0.0 | | | 0.00 | 40.6 | 0.00 | 0.00 |
| Media | 18.1 | 7.2 | 3917 | 407.0 | 120.1 | 381.6 | 12.6 | 783.2 | 433.9 | 377.8 | 0.0 | | | 0.00 | 216.1 | 0.00 | 0.00 |
| Mediana | 18.0 | 7.2 | 3345 | 385.5 | 98.5 | 220.4 | 9.3 | 439.0 | 440.8 | 359.9 | 0.0 | | | 0.00 | 221.3 | 0.00 | 0.00 |
| Desv. Típica | 1.4 | 0.4 | 2002 | 212.8 | 60.9 | 358.0 | 11.8 | 761.8 | 189.8 | 68.6 | 0.0 | | | | 145.7 | 0.00 | 0.00 |
| Coef. de variación | 8% | 5% | 51% | 52% | 51% | 94% | 94% | 97% | 44% | 18% | | | | | 67% | | |
| **MAR.95/TOTAL** | **T** | **pH** | **Conduct.** | **$Ca^{2+}$** | **$Mg^{2+}$** | **$Na^{+}$** | **$K^{+}$** | **$Cl^{-}$** | **$SO_4^{2-}$** | **$HCO_3^{-}$** | **$CO_3^{2-}$** | **$SiO_2$** | **B** | **$PO_4^{3-}$** | **$NO_3^{-}$** | **$NO_2^{-}$** | **$NH_4^{+}$** |
| Nº de determinaciones | 26 | 26 | 26 | 26 | 26 | 26 | 26 | 26 | 25 | 26 | 26 | 0 | 0 | 26 | 25 | 25 | 26 |
| Máximo | 20.5 | 8.1 | 7370 | 769.5 | 224.0 | 1256.5 | 36.5 | 2466.5 | 728.5 | 507.6 | 0.0 | | | 0.00 | 424.5 | 0.00 | 0.22 |
| Mínimo | 15.5 | 6.3 | 616 | 73.4 | 21.8 | 25.3 | 0.5 | 34.4 | 69.3 | 221.4 | 0.0 | | | 0.00 | 7.5 | 0.00 | 0.00 |
| Media | 18.3 | 7.2 | 2193 | 240.6 | 72.6 | 180.6 | 6.6 | 336.2 | 259.9 | 361.4 | 0.0 | | | 0.00 | 119.9 | 0.00 | 0.01 |
| Mediana | 18.5 | 7.2 | 1397 | 157.1 | 54.3 | 77.6 | 3.5 | 77.6 | 198.4 | 361.6 | 0.0 | | | 0.00 | 75.4 | 0.00 | 0.00 |
| Desv. Típica | 1.2 | 0.4 | 1856 | 188.7 | 54.3 | 269.6 | 8.7 | 582.2 | 178.4 | 71.9 | 0.0 | | | | 123.7 | 0.00 | 0.04 |
| Coef. de variación | 7% | 5% | 85% | 78% | 75% | 149% | 132% | 173% | 69% | 20% | | | | | 103% | | 510% |

| ABR.95/ALUVIAL | T | pH | Conduct. | $Ca^{2+}$ | $Mg^{2+}$ | $Na^{+}$ | $K^{+}$ | $Cl^{-}$ | $SO_4^{2-}$ | $HCO_3^{-}$ | $CO_3^{2-}$ | $SiO_2$ | B | $PO_4^{3-}$ | $NO_3^{-}$ | $NO_2^{-}$ | $NH_4^{+}$ |
|---|---|---|---|---|---|---|---|---|---|---|---|---|---|---|---|---|---|
| Nº de determinaciones | 20 | 20 | 20 | 19 | 19 | 19 | 19 | 20 | 20 | 20 | 20 | 0 | 0 | 20 | 20 | 20 | 19 |
| Máximo | 19.6 | 8.5 | 1821 | 226.9 | 78.0 | 100.7 | 6.3 | 87.8 | 267.8 | 499.5 | 0.1 | | | 2.93 | 317.2 | 0.01 | 3.28 |
| Mínimo | 15.9 | 7.0 | 623 | 64.8 | 20.5 | 24.0 | 0.8 | 31.4 | 76.8 | 223.0 | 0.0 | | | 0.00 | 1.1 | 0.00 | 0.00 |
| Media | 18.4 | 7.3 | 1082 | 128.9 | 38.1 | 48.1 | 2.2 | 48.8 | 148.2 | 346.5 | 0.0 | | | 0.70 | 62.7 | 0.00 | 0.21 |
| Mediana | 18.8 | 7.3 | 1079 | 134.2 | 36.3 | 46.8 | 2.1 | 42.5 | 152.2 | 351.7 | 0.0 | | | 0.34 | 53.8 | 0.00 | 0.00 |
| Desv. Típica | 1.1 | 0.4 | 304 | 41.5 | 13.1 | 18.4 | 1.2 | 16.4 | 47.2 | 74.5 | 0.0 | | | 2.94 | 66.4 | 0.00 | 0.76 |
| Coef. de variación | 6% | 5% | 28% | 32% | 34% | 38% | 55% | 34% | 32% | 22% | 447% | | | 421% | 106% | 447% | 366% |
| 93-94 y 94-95 / DELTA (AC. SUP.) | T | pH | Conduct. | $Ca^{2+}$ | $Mg^{2+}$ | $Na^{+}$ | $K^{+}$ | $Cl^{-}$ | $SO_4^{2-}$ | $HCO_3^{-}$ | $CO_3^{2-}$ | $SiO_2$ | B | $PO_4^{3-}$ | $NO_3^{-}$ | $NO_2^{-}$ | $NH_4^{+}$ |
| Nº de determinaciones | 7 | 7 | 7 | 7 | 7 | 7 | 7 | 7 | 7 | 7 | 7 | 0 | 0 | 7 | 7 | 7 | 7 |
| Máximo | 19.5 | 7.7 | 5331 | 498.1 | 133.3 | 685.0 | 22.9 | 1449.0 | 572.5 | 460.2 | 0.0 | | | 5.95 | 413.0 | 0.00 | 1.10 |
| Mínimo | 16.6 | 6.9 | 1195 | 115.7 | 48.8 | 70.7 | 1.0 | 93.5 | 167.2 | 307.1 | 0.0 | | | 0.00 | 58.9 | 0.00 | 0.00 |
| Media | 17.8 | 7.1 | 2828 | 272.7 | 88.0 | 227.6 | 9.3 | 464.1 | 363.4 | 358.3 | 0.0 | | | 1.89 | 191.8 | 0.00 | 0.21 |
| Mediana | 17.7 | 7.0 | 2430 | 245.9 | 79.7 | 178.1 | 6.4 | 380.1 | 338.0 | 327.1 | 0.0 | | | 0.51 | 190.7 | 0.00 | 0.00 |
| Desv. Típica | 1.0 | 0.3 | 1315 | 125.6 | 30.1 | 206.7 | 7.6 | 448.8 | 139.4 | 61.4 | 0.0 | | | 7.33 | 125.4 | 0.00 | 0.41 |
| Coef. de variación | 5% | 4% | 46% | 46% | 34% | 91% | 82% | 97% | 38% | 17% | | | | 388% | 65% | | 199% |
| ABR.95/TOTAL | T | pH | Conduct. | $Ca^{2+}$ | $Mg^{2+}$ | $Na^{+}$ | $K^{+}$ | $Cl^{-}$ | $SO_4^{2-}$ | $HCO_3^{-}$ | $CO_3^{2-}$ | $SiO_2$ | B | $PO_4^{3-}$ | $NO_3^{-}$ | $NO_2^{-}$ | $NH_4^{+}$ |
| Nº de determinaciones | 27 | 27 | 27 | 26 | 26 | 26 | 26 | 27 | 27 | 27 | 27 | 0 | 0 | 27 | 27 | 27 | 26 |
| Máximo | 19.6 | 8.5 | 5331 | 498.1 | 133.3 | 685.0 | 22.9 | 1449.0 | 572.5 | 499.5 | 0.1 | | | 5.95 | 413.0 | 0.01 | 3.28 |
| Mínimo | 15.9 | 6.9 | 623 | 64.8 | 20.5 | 24.0 | 0.8 | 31.4 | 76.8 | 223.0 | 0.0 | | | 0.00 | 1.1 | 0.00 | 0.00 |
| Media | 18.3 | 7.3 | 1535 | 167.6 | 51.5 | 96.4 | 4.1 | 156.5 | 204.0 | 349.6 | 0.0 | | | 1.01 | 96.2 | 0.00 | 0.21 |
| Mediana | 18.3 | 7.2 | 1124 | 139.6 | 40.0 | 52.2 | 2.2 | 57.4 | 159.4 | 349.3 | 0.0 | | | 0.35 | 66.4 | 0.00 | 0.00 |
| Desv. Típica | 1.1 | 0.3 | 1036 | 96.2 | 29.2 | 130.7 | 5.0 | 284.7 | 123.9 | 70.4 | 0.0 | | | 4.63 | 100.9 | 0.00 | 0.67 |
| Coef. de variación | 6% | 5% | 68% | 57% | 57% | 136% | 121% | 182% | 61% | 20% | 520% | | | 460% | 105% | 520% | 326% |

| JUL.95/ALUVIAL | T | pH | Conduct. | $Ca^{2+}$ | $Mg^{2+}$ | $Na^{+}$ | $K^{+}$ | $Cl^{-}$ | $SO_4^{2-}$ | $HCO_3^{-}$ | $CO_3^{2-}$ | $SiO_2$ | B | $PO_4^{3-}$ | $NO_3^{-}$ | $NO_2^{-}$ | $NH_4^{+}$ |
|---|---|---|---|---|---|---|---|---|---|---|---|---|---|---|---|---|---|
| Nº de determinaciones | 12 | 0 | 12 | 0 | 0 | 0 | 0 | 12 | 12 | 0 | 0 | 0 | 0 | 12 | 12 | 12 | 0 |
| Máximo | 22.0 | | 1540 | | | | | 74.8 | 394.5 | | | | | 0.00 | 122.1 | 0.00 | |
| Mínimo | 17.6 | | 633 | | | | | 31.5 | 95.6 | | | | | 0.00 | 4.1 | 0.00 | |
| Media | 19.4 | | 976 | | | | | 51.3 | 233.7 | | | | | 0.00 | 50.8 | 0.00 | |
| Mediana | 19.4 | | 995 | | | | | 53.1 | 207.5 | | | | | 0.00 | 61.5 | 0.00 | |
| Desv. Típica | 1.1 | | 299 | | | | | 16.7 | 91.3 | | | | | | 36.5 | 0.00 | |
| Coef. de variación | 5% | | 31% | | | | | 32% | 39% | | | | | | 72% | | |
| 93-94 y 94-95 / DELTA (AC. SUP.) | T | pH | Conduct. | $Ca^{2+}$ | $Mg^{2+}$ | $Na^{+}$ | $K^{+}$ | $Cl^{-}$ | $SO_4^{2-}$ | $HCO_3^{-}$ | $CO_3^{2-}$ | $SiO_2$ | B | $PO_4^{3-}$ | $NO_3^{-}$ | $NO_2^{-}$ | $NH_4^{+}$ |
| Nº de determinaciones | 6 | 0 | 6 | 0 | 0 | 0 | 0 | 6 | 6 | 0 | 0 | 0 | 0 | 6 | 6 | 6 | 0 |
| Máximo | 22.3 | | 3400 | | | | | 515.4 | 2836.8 | | | | | 0.00 | 410.9 | 0.00 | |
| Mínimo | 19.9 | | 1366 | | | | | 147.3 | 173.0 | | | | | 0.00 | 0.0 | 0.00 | |
| Media | 21.5 | | 2421 | | | | | 323.4 | 1046.1 | | | | | 0.00 | 141.9 | 0.00 | |
| Mediana | 22.0 | | 2725 | | | | | 363.3 | 313.3 | | | | | 0.00 | 80.6 | 0.00 | |
| Desv. Típica | 1.0 | | 856 | | | | | 141.1 | 1245.7 | | | | | | 152.2 | 0.00 | |
| Coef. de variación | 5% | | 35% | | | | | 44% | 119% | | | | | | 107% | | |
| JUL.95/TOTAL | T | pH | Conduct. | $Ca^{2+}$ | $Mg^{2+}$ | $Na^{+}$ | $K^{+}$ | CT | $SO_4^{2-}$ | $HCO_3^{-}$ | $CO_3^{2-}$ | $SiO_2$ | B | $PO_4^{3-}$ | $NO_3^{-}$ | $NO_2^{-}$ | $NH_4^{+}$ |
| Nº de determinaciones | 18 | 0 | 18 | 0 | 0 | 0 | 0 | 18 | 18 | 0 | 0 | 0 | 0 | 18 | 18 | 18 | 0 |
| Máximo | 22.3 | | 3400 | | | | | 515.4 | 2836.8 | | | | | 0.00 | 410.9 | 0.00 | |
| Mínimo | 17.6 | | 633 | | | | | 31.5 | 95.6 | | | | | 0.00 | 0.0 | 0.00 | |
| Media | 20.1 | | 1458 | | | | | 142.0 | 504.5 | | | | | 0.00 | 81.1 | 0.00 | |
| Mediana | 19.9 | | 1141 | | | | | 65.7 | 220.8 | | | | | 0.00 | 66.1 | 0.00 | |
| Desv. Típica | 1.4 | | 874 | | | | | 153.2 | 785.5 | | | | | | 98.1 | 0.00 | |
| Coef. de variación | 7% | | 60% | | | | | 108% | 156% | | | | | | 121% | | |

| 01.-D4-N36-1 | T | pH | Conduct. | $Ca^{2+}$ | $Mg^{2+}$ | $Na^{+}$ | $K^{+}$ | $Cl^{-}$ | $SO_4^{2-}$ | $HCO_3^{-}$ | $CO_3^{2-}$ | $SiO_2$ | B | $PO_4^{3-}$ | $NO_3^{-}$ | $NO_2^{-}$ | $NH_4^{+}$ |
|---|---|---|---|---|---|---|---|---|---|---|---|---|---|---|---|---|---|
| N° de determinaciones | 16 | 13 | 16 | 16 | 16 | 16 | 16 | 16 | 16 | 16 | 16 | 15 | 13 | 16 | 16 | 16 | 14 |
| Máximo | 18.9 | 8.2 | 959 | 125.0 | 47.4 | 51.1 | 5.9 | 73.5 | 159.8 | 335.5 | 0.0 | 12.8 | 0.2 | 2.40 | 37.8 | 0.10 | 0.08 |
| Mínimo | 17.1 | 6.9 | 764 | 97.4 | 22.0 | 27.0 | 1.1 | 43.2 | 117.0 | 251.6 | 0.0 | 9.1 | 0.0 | 0.00 | 15.6 | 0.00 | 0.00 |
| Media | 18.1 | 7.4 | 886 | 110.7 | 31.5 | 36.9 | 2.9 | 53.8 | 136.2 | 303.1 | 0.0 | 11.3 | 0.1 | 0.45 | 24.3 | 0.01 | 0.01 |
| Mediana | 18.2 | 7.4 | 892 | 112.8 | 30.8 | 37.2 | 2.4 | 52.0 | 136.2 | 305.0 | 0.0 | 11.3 | 0.1 | 0.05 | 23.5 | 0.00 | 0.00 |
| Desv. Típica | 0.5 | 0.3 | 58 | 10.0 | 6.9 | 5.4 | 1.6 | 7.4 | 16.1 | 22.3 | 0.0 | 2.1 | 0.1 | 2.2 | 5.7 | 0.03 | 0.02 |
| Coef. de variación | 3% | 4% | 7% | 9% | 22% | 15% | 57% | 14% | 12% | 7% | | 19% | 72% | 494% | 23% | 400% | 374% |
| 02.-D4-45(P) | T | pH | Conduct. | $Ca^{2+}$ | $Mg^{2+}$ | $Na^{+}$ | $K^{+}$ | $Cl^{-}$ | $SO_4^{2-}$ | $HCO_3^{-}$ | $CO_3^{2-}$ | $SiO_2$ | B | $PO_4^{3-}$ | $NO_3^{-}$ | $NO_2^{-}$ | $NH_4^{+}$ |
| N° de determinaciones | 9 | 8 | 9 | 9 | 9 | 9 | 9 | 9 | 9 | 9 | 9 | 9 | 7 | 9 | 9 | 9 | 8 |
| Máximo | 19.0 | 7.5 | 908 | 110.2 | 33.7 | 37.1 | 4.0 | 72.1 | 156.4 | 297.4 | 0.0 | 13.0 | 0.1 | 0.91 | 25.9 | 0.07 | 0.60 |
| Mínimo | 16.8 | 6.8 | 728 | 90.0 | 24.0 | 26.4 | 1.3 | 43.2 | 108.7 | 221.1 | 0.0 | 9.5 | 0.0 | 0.00 | 15.6 | 0.00 | 0.00 |
| Media | 17.9 | 7.3 | 821 | 100.7 | 27.1 | 33.5 | 2.2 | 52.0 | 121.9 | 281.3 | 0.0 | 11.2 | 0.1 | 0.33 | 19.9 | 0.01 | 0.09 |
| Mediana | 17.9 | 7.4 | 820 | 100.0 | 26.8 | 34.7 | 1.7 | 49.3 | 118.1 | 289.8 | 0.0 | 11.5 | 0.1 | 0.22 | 21.3 | 0.00 | 0.00 |
| Desv. Típica | 0.8 | 0.2 | 48 | 6.5 | 2.9 | 3.3 | 0.9 | 9.0 | 14.4 | 24.6 | 0.0 | 2.8 | 0.0 | 1.0 | 3.5 | 0.02 | 0.21 |
| Coef. de variación | 4% | 3% | 6% | 6% | 11% | 10% | 41% | 17% | 12% | 9% | | 25% | 67% | 310% | 18% | 260% | 228% |
| 03.-E4-4 | T | pH | Conduct. | $Ca^{2+}$ | $Mg^{2+}$ | $Na^{+}$ | $K^{+}$ | $Cl^{-}$ | $SO_4^{2-}$ | $HCO_3^{-}$ | $CO_3^{2-}$ | $SiO_2$ | B | $PO_4^{3-}$ | $NO_3^{-}$ | $NO_2^{-}$ | $NH_4^{+}$ |
| N° de determinaciones | 17 | 14 | 17 | 17 | 17 | 17 | 17 | 17 | 17 | 17 | 17 | 15 | 14 | 17 | 17 | 17 | 14 |
| Máximo | 19.9 | 7.6 | 1027 | 128.4 | 56.0 | 49.7 | 5.0 | 70.4 | 183.6 | 449.9 | 0.0 | 13.8 | 0.2 | 5.02 | 36.9 | 0.20 | 0.05 |
| Mínimo | 17.9 | 7.1 | 757 | 100.0 | 26.0 | 29.6 | 0.9 | 43.7 | 114.2 | 259.3 | 0.0 | 9.9 | 0.0 | 0.00 | 18.9 | 0.00 | 0.00 |
| Media | 18.7 | 7.4 | 925 | 111.8 | 34.0 | 39.4 | 2.3 | 53.3 | 143.0 | 327.2 | 0.0 | 11.9 | 0.1 | 0.93 | 27.5 | 0.01 | 0.00 |
| Mediana | 18.5 | 7.4 | 929 | 107.6 | 34.0 | 38.8 | 2.3 | 52.7 | 136.5 | 320.3 | 0.0 | 12.2 | 0.1 | 0.53 | 27.7 | 0.00 | 0.00 |
| Desv. Típica | 0.7 | 0.1 | 80 | 9.9 | 7.7 | 5.1 | 0.9 | 7.0 | 22.5 | 39.8 | 0.0 | 2.4 | 0.1 | 4.1 | 4.5 | 0.05 | 0.01 |
| Coef. de variación | 4% | 2% | 9% | 9% | 23% | 13% | 40% | 13% | 16% | 12% | | 20% | 60% | 440% | 17% | 392% | 374% |
| 04.-Benamargosa | T | pH | Conduct. | $Ca^{2+}$ | $Mg^{2+}$ | $Na^{+}$ | $K^{+}$ | $Cl^{-}$ | $SO_4^{2-}$ | $HCO_3^{-}$ | $CO_3^{2-}$ | $SiO_2$ | B | $PO_4^{3-}$ | $NO_3^{-}$ | $NO_2^{-}$ | $NH_4^{+}$ |
| N° de determinaciones | 5 | 5 | 5 | 5 | 5 | 5 | 5 | 5 | 5 | 5 | 5 | 5 | 4 | 5 | 5 | 5 | 5 |
| Máximo | 20.6 | 9.3 | 815 | 94.0 | 25.7 | 38.7 | 3.2 | 77.8 | 115.5 | 297.4 | 30.0 | 9.8 | 0.1 | 1.11 | 21.0 | 0.30 | 3.54 |
| Mínimo | 13.5 | 8.2 | 696 | 66.7 | 21.8 | 34.4 | 1.7 | 45.4 | 101.4 | 122.0 | 0.0 | 7.5 | 0.0 | 0.00 | 10.4 | 0.00 | 0.00 |
| Media | 17.3 | 8.8 | 752 | 83.3 | 23.6 | 36.5 | 2.5 | 57.8 | 106.9 | 192.2 | 18.0 | 8.5 | 0.1 | 0.38 | 14.6 | 0.06 | 0.71 |
| Mediana | 17.8 | 8.9 | 754 | 88.5 | 23.6 | 37.0 | 2.4 | 56.7 | 104.4 | 183.0 | 22.5 | 8.4 | 0.1 | 0.31 | 12.6 | 0.00 | 0.00 |
| Desv. Típica | 2.8 | 0.5 | 47 | 12.4 | 1.8 | 1.7 | 0.6 | 12.5 | 6.5 | 70.6 | 12.3 | 1.8 | 0.0 | 1.4 | 4.4 | 0.13 | 1.58 |
| Coef. de variación | 16% | 6% | 6% | 15% | 7% | 5% | 26% | 22% | 6% | 37% | 68% | 22% | 69% | 354% | 30% | 224% | 224% |
| 05.-E5-8 | T | pH | Conduct. | $Ca^{2+}$ | $Mg^{2+}$ | $Na^{+}$ | $K^{+}$ | $Cl^{-}$ | $SO_4^{2-}$ | $HCO_3^{-}$ | $CO_3^{2-}$ | $SiO_2$ | B | $PO_4^{3-}$ | $NO_3^{-}$ | $NO_2^{-}$ | $NH_4^{+}$ |
| N° de determinaciones | 10 | 8 | 10 | 10 | 10 | 10 | 10 | 10 | 10 | 10 | 10 | 10 | 9 | 10 | 10 | 10 | 10 |
| Máximo | 20.2 | 7.6 | 1002 | 126.3 | 48.9 | 41.3 | 3.8 | 59.1 | 150.9 | 366.0 | 0.0 | 13.1 | 0.1 | 5.05 | 35.7 | 0.30 | 0.20 |
| Mínimo | 17.0 | 7.3 | 812 | 79.3 | 24.6 | 29.1 | 0.8 | 44.7 | 107.1 | 205.9 | 0.0 | 9.8 | 0.0 | 0.00 | 18.9 | 0.00 | 0.00 |
| Media | 18.2 | 7.4 | 889 | 105.5 | 31.6 | 37.1 | 1.9 | 51.7 | 121.5 | 311.3 | 0.0 | 11.2 | 0.1 | 0.83 | 25.1 | 0.05 | 0.02 |
| Mediana | 18.0 | 7.4 | 876 | 106.5 | 29.0 | 37.8 | 1.8 | 51.9 | 117.5 | 308.8 | 0.0 | 11.1 | 0.1 | 0.02 | 23.3 | 0.00 | 0.00 |
| Desv. Típica | 0.9 | 0.1 | 64 | 13.5 | 7.3 | 3.7 | 0.8 | 5.1 | 13.8 | 45.5 | 0.0 | 2.5 | 0.0 | 5.0 | 6.1 | 0.10 | 0.06 |
| Coef. de variación | 5% | 1% | 7% | 13% | 23% | 10% | 41% | 10% | 11% | 15% | | 22% | 36% | 605% | 24% | 207% | 316% |
| 06.-E5-19 | T | pH | Conduct. | $Ca^{2+}$ | $Mg^{2+}$ | $Na^{+}$ | $K^{+}$ | $Cl^{-}$ | $SO_4^{2-}$ | $HCO_3^{-}$ | $CO_3^{2-}$ | $SiO_2$ | B | $PO_4^{3-}$ | $NO_3^{-}$ | $NO_2^{-}$ | $NH_4^{+}$ |
| N° de determinaciones | 14 | 12 | 14 | 13 | 13 | 13 | 13 | 13 | 13 | 14 | 14 | 14 | 12 | 14 | 13 | 13 | 10 |
| Máximo | 19.1 | 7.4 | 1070 | 134.0 | 52.6 | 49.2 | 2.3 | 68.2 | 164.2 | 366.0 | 0.0 | 13.4 | 0.23 | 3.25 | 38.2 | 0.00 | 0.42 |
| Mínimo | 17.4 | 6.8 | 835 | 95.9 | 24.0 | 31.9 | 0.8 | 43.3 | 108.5 | 297.4 | 0.0 | 9.8 | 0.00 | 0.00 | 14.0 | 0.00 | 0.00 |
| Media | 18.5 | 7.3 | 934 | 112.3 | 32.9 | 38.3 | 1.7 | 56.2 | 134.0 | 324.5 | 0.0 | 11.6 | 0.1 | 0.60 | 26.5 | 0.00 | 0.07 |
| Mediana | 18.6 | 7.4 | 890 | 105.4 | 32.0 | 37.4 | 1.7 | 54.1 | 121.6 | 316.5 | 0.0 | 11.4 | 0.1 | 0.04 | 24.2 | 0.00 | 0.00 |
| Desv. Típica | 0.5 | 0.2 | 97 | 14.4 | 7.3 | 5.4 | 0.4 | 8.0 | 22.2 | 24.5 | 0.0 | 2.5 | 0.1 | 3.4 | 7.6 | 0.00 | 0.14 |
| Coef. de variación | 3% | 3% | 10% | 13% | 22% | 14% | 24% | 14% | 17% | 8% | | 22% | 58% | 559% | 29% | | 189% |
| 07.-E5-24(S) | T | pH | Conduct. | $Ca^{2+}$ | $Mg^{2+}$ | $Na^{+}$ | $K^{+}$ | $Cl^{-}$ | $SO_4^{2-}$ | $HCO_3^{-}$ | $CO_3^{2-}$ | $SiO_2$ | B | $PO_4^{3-}$ | $NO_3^{-}$ | $NO_2^{-}$ | $NH_4^{+}$ |
| N° de determinaciones | 13 | 10 | 13 | 13 | 13 | 13 | 13 | 13 | 13 | 13 | 13 | 13 | 12 | 13 | 13 | 13 | 10 |
| Máximo | 20.6 | 7.7 | 1054 | 132.0 | 61.1 | 42.0 | 2.9 | 58.2 | 145.3 | 381.3 | 0.0 | 17.2 | 0.18 | 6.69 | 81.7 | 0.00 | 0.13 |
| Mínimo | 18.7 | 7.2 | 846 | 95.6 | 27.1 | 27.4 | 0.6 | 38.1 | 87.6 | 289.8 | 0.0 | 11.9 | 0.00 | 0.00 | 28.6 | 0.00 | 0.00 |
| Media | 19.6 | 7.4 | 931 | 111.8 | 37.1 | 33.2 | 1.6 | 47.9 | 113.0 | 330.5 | 0.0 | 14.1 | 0.1 | 1.41 | 53.0 | 0.00 | 0.01 |
| Mediana | 19.6 | 7.3 | 882 | 109.4 | 34.1 | 32.7 | 1.7 | 47.0 | 106.2 | 333.7 | 0.0 | 14.2 | 0.0 | 0.61 | 43.5 | 0.00 | 0.00 |
| Desv. Típica | 0.5 | 0.1 | 83 | 12.4 | 10.2 | 4.3 | 0.7 | 5.3 | 19.6 | 22.5 | 0.0 | 3.3 | 0.1 | 6.3 | 19.1 | 0.00 | 0.04 |
| Coef. de variación | 3% | 2% | 9% | 11% | 27% | 13% | 40% | 11% | 17% | 7% | | 23% | 86% | 448% | 36% | | 316% |
| 08.-F5-16 | T | pH | Conduct. | $Ca^{2+}$ | $Mg^{2+}$ | $Na^{+}$ | $K^{+}$ | $Cl^{-}$ | $SO_4^{2-}$ | $HCO_3^{-}$ | $CO_3^{2-}$ | $SiO_2$ | B | $PO_4^{3-}$ | $NO_3^{-}$ | $NO_2^{-}$ | $NH_4^{+}$ |
| N° de determinaciones | 17 | 14 | 17 | 17 | 17 | 17 | 17 | 17 | 17 | 17 | 17 | 16 | 14 | 17 | 17 | 17 | 14 |
| Máximo | 19.6 | 7.6 | 1238 | 152.0 | 47.6 | 40.0 | 5.4 | 69.8 | 205.4 | 366.0 | 0.0 | 15.6 | 0.20 | 2.93 | 122.0 | 0.40 | 0.70 |
| Mínimo | 18.0 | 6.7 | 871 | 98.0 | 29.5 | 26.5 | 0.8 | 41.6 | 104.3 | 301.6 | 0.0 | 11.4 | 0.00 | 0.00 | 26.6 | 0.00 | 0.00 |
| Media | 18.8 | 7.2 | 953 | 114.2 | 35.3 | 34.5 | 2.0 | 52.4 | 128.0 | 329.8 | 0.0 | 13.0 | 0.1 | 0.66 | 56.9 | 0.04 | 0.06 |
| Mediana | 18.6 | 7.3 | 912 | 111.0 | 34.5 | 35.5 | 1.5 | 51.2 | 116.7 | 335.5 | 0.0 | 12.7 | 0.1 | 0.40 | 50.6 | 0.00 | 0.00 |
| Desv. Típica | 0.5 | 0.2 | 95 | 12.6 | 4.7 | 3.7 | 1.3 | 7.1 | 25.4 | 18.2 | 0.0 | 3.1 | 0.1 | 2.7 | 23.8 | 0.11 | 0.19 |
| Coef. de variación | 3% | 3% | 10% | 11% | 13% | 11% | 65% | 14% | 20% | 6% | | 24% | 83% | 409% | 42% | 264% | 327% |
| 09.-E6-11 | T | pH | Conduct. | $Ca^{2+}$ | $Mg^{2+}$ | $Na^{+}$ | $K^{+}$ | $Cl^{-}$ | $SO_4^{2-}$ | $HCO_3^{-}$ | $CO_3^{2-}$ | $SiO_2$ | B | $PO_4^{3-}$ | $NO_3^{-}$ | $NO_2^{-}$ | $NH_4^{+}$ |
| N° de determinaciones | 16 | 14 | 16 | 15 | 15 | 15 | 15 | 16 | 16 | 15 | 15 | 14 | 13 | 16 | 16 | 16 | 12 |
| Máximo | 18.9 | 7.9 | 716 | 81.1 | 37.0 | 32.5 | 4.3 | 46.7 | 96.4 | 312.6 | 0.0 | 8.2 | 0.21 | 3.97 | 15.5 | 0.07 | 0.10 |
| Mínimo | 14.9 | 7.0 | 529 | 58.5 | 19.0 | 18.4 | 1.3 | 15.6 | 49.2 | 251.6 | 0.0 | 5.4 | 0.00 | 0.00 | 4.1 | 0.00 | 0.00 |
| Media | 17.2 | 7.6 | 634 | 68.7 | 24.4 | 25.5 | 2.4 | 26.2 | 75.3 | 277.9 | 0.0 | 6.8 | 0.1 | 0.84 | 7.4 | 0.01 | 0.01 |
| Mediana | 17.6 | 7.6 | 635 | 68.7 | 25.0 | 24.6 | 2.6 | 25.8 | 76.0 | 272.2 | 0.0 | 6.9 | 0.1 | 0.22 | 6.1 | 0.00 | 0.00 |
| Desv. Típica | 1.3 | 0.2 | 67 | 6.8 | 4.9 | 4.8 | 1.0 | 8.7 | 16.6 | 21.4 | 0.0 | 1.7 | 0.1 | 3.7 | 3.3 | 0.02 | 0.03 |
| Coef. de variación | 8% | 3% | 11% | 10% | 20% | 19% | 39% | 33% | 22% | 8% | | 25% | 66% | 436% | 45% | 274% | 346% |
| 10.-Vélez1 | T | pH | Conduct. | $Ca^{2+}$ | $Mg^{2+}$ | $Na^{+}$ | $K^{+}$ | $Cl^{-}$ | $SO_4^{2-}$ | $HCO_3^{-}$ | $CO_3^{2-}$ | $SiO_2$ | B | $PO_4^{3-}$ | $NO_3^{-}$ | $NO_2^{-}$ | $NH_4^{+}$ |
| N° de determinaciones | 4 | 4 | 4 | 4 | 4 | 4 | 4 | 4 | 4 | 4 | 4 | 4 | 4 | 4 | 4 | 4 | 4 |
| Máximo | 20.9 | 9.4 | 501 | 59.5 | 20.8 | 32.7 | 8.2 | 61.3 | 59.0 | 167.8 | 30.0 | 5.3 | 0.07 | 1.41 | 3.3 | 0.03 | 1.93 |
| Mínimo | 10.5 | 8.6 | 357 | 26.5 | 16.3 | 10.0 | 1.2 | 11.9 | 41.7 | 99.1 | 7.5 | 0,8 | 0.00 | 0.00 | 0.5 | 0.00 | 0.00 |
| Media | 16.7 | 9.0 | 445 | 45.4 | 18.8 | 18.3 | 3.7 | 25.8 | 53.2 | 141.1 | 15.2 | 2.7 | 0.0 | 0.49 | 1.4 | 0.01 | 0.80 |
| Mediana | 17.8 | 8.9 | 460 | 47.8 | 19.0 | 15.2 | 2.8 | 15.0 | 56.0 | 148.7 | 11.7 | 2.2 | 0.1 | 0.28 | 0.8 | 0.00 | 0.64 |
| Desv. Típica | 4.8 | 0.4 | 62 | 13.8 | 2.2 | 10.1 | 3.2 | 23.7 | 7.8 | 29.6 | 10.1 | 4.3 | 0.0 | 2.0 | 1.3 | 0.02 | 0.83 |
| Coef. de variación | 29% | 4% | 14% | 30% | 12% | 55% | 86% | 92% | 15% | 21% | | 161% | 68% | 412% | 97% | 200% | 104% |

| 11.-E6-22(S) | T | pH | Conduct. | $Ca^{2+}$ | $Mg^{2+}$ | $Na^{+}$ | $K^{+}$ | $Cl^{-}$ | $SO_4^{2-}$ | $HCO_3^{-}$ | $CO_3^{2-}$ | $SiO_2$ | B | $PO_4^{3-}$ | $NO_3^{-}$ | $NO_2^{-}$ | $NH_4^{+}$ |
|---|---|---|---|---|---|---|---|---|---|---|---|---|---|---|---|---|---|
| N° de determinaciones | 18 | 16 | 18 | 17 | 17 | 17 | 17 | 18 | 18 | 17 | 17 | 15 | 13 | 18 | 18 | 18 | 13 |
| Máximo | 22.0 | 7.9 | 790 | 76.5 | 32.9 | 31.2 | 4.1 | 42.7 | 207.6 | 312.0 | 0.0 | 9.0 | 0.21 | 1.43 | 12.2 | 0.09 | 0.81 |
| Mínimo | 15.6 | 6.9 | 479 | 55.6 | 16.0 | 17.5 | 1.2 | 12.9 | 42.7 | 221.1 | 0.0 | 4.8 | 0.00 | 0.00 | 3.8 | 0.00 | 0.00 |
| Media | 18.6 | 7.6 | 591 | 64.9 | 21.7 | 24.4 | 2.2 | 26.8 | 77.6 | 247.6 | 0.0 | 6.5 | 0.1 | 0.36 | 6.9 | 0.01 | 0.10 |
| Mediana | 18.5 | 7.7 | 584 | 63.6 | 22.0 | 25.1 | 2.1 | 26.8 | 68.1 | 244.0 | 0.0 | 6.4 | 0.1 | 0.10 | 7.3 | 0.00 | 0.00 |
| Desv. Típica | 1.6 | 0.3 | 74 | 6.6 | 4.7 | 4.1 | 0.8 | 9.5 | 36.5 | 23.8 | 0.0 | 2.1 | 0.1 | 1.6 | 2.1 | 0.02 | 0.24 |
| Coef. de variación | 9% | 4% | 13% | 10% | 22% | 17% | 35% | 35% | 47% | 10% | | 32% | 62% | 444% | 31% | 382% | 241% |
| 12.-F6-1-3 | T | pH | Conduct. | $Ca^{2+}$ | $Mg^{2+}$ | $Na^{+}$ | $K^{+}$ | $Cl^{-}$ | $SO_4^{2-}$ | $HCO_3^{-}$ | $CO_3^{2-}$ | $SiO_2$ | B | $PO_4^{3-}$ | $NO_3^{-}$ | $NO_2^{-}$ | $NH_4^{+}$ |
| N° de determinaciones | 17 | 14 | 17 | 16 | 16 | 16 | 16 | 17 | 17 | 16 | 16 | 14 | 13 | 17 | 17 | 17 | 13 |
| Máximo | 18.3 | 7.9 | 885 | 73.4 | 27.4 | 26.2 | 3.1 | 47.0 | 164.5 | 366.0 | 0.0 | 8.4 | 0.20 | 2.48 | 14.9 | 0.02 | 1.00 |
| Mínimo | 16.8 | 7.1 | 536 | 59.9 | 17.8 | 18.9 | 1.0 | 17.1 | 57.9 | 221.1 | 0.0 | 5.6 | 0.00 | 0.00 | 7.5 | 0.00 | 0.00 |
| Media | 17.6 | 7.6 | 600 | 65.4 | 20.6 | 23.4 | 2.3 | 24.9 | 71.0 | 253.3 | 0.0 | 7.1 | 0.1 | 0.48 | 11.3 | 0.00 | 0.15 |
| Mediana | 17.6 | 7.6 | 576 | 64.9 | 19.8 | 23.4 | 2.5 | 21.5 | 66.8 | 240.2 | 0.0 | 7.0 | 0.1 | 0.31 | 11.3 | 0.00 | 0.00 |
| Desv. Típica | 0.4 | 0.2 | 80 | 4.1 | 2.8 | 2.0 | 0.6 | 7.9 | 24.8 | 36.2 | 0.0 | 1.6 | 0.1 | 2.1 | 1.9 | 0.00 | 0.36 |
| Coef. de variación | 2% | 3% | 13% | 6% | 13% | 9% | 26% | 32% | 35% | 14% | | 22% | 60% | 443% | 17% | 412% | 236% |
| 13.-F6-1-6 | T | pH | Conduct. | $Ca^{2+}$ | $Mg^{2+}$ | $Na^{+}$ | $K^{+}$ | $Cl^{-}$ | $SO_4^{2-}$ | $HCO_3^{-}$ | $CO_3^{2-}$ | $SiO_2$ | B | $PO_4^{3-}$ | $NO_3^{-}$ | $NO_2^{-}$ | $NH_4^{+}$ |
| N° de determinaciones | 9 | 8 | 9 | 9 | 9 | 9 | 9 | 9 | 9 | 9 | 9 | 9 | 7 | 9 | 9 | 9 | 9 |
| Máximo | 18.9 | 7.7 | 674 | 81.0 | 25.2 | 27.1 | 3.1 | 30.0 | 82.0 | 297.4 | 0.0 | 9.4 | 0.13 | 1.33 | 34.4 | 0.00 | 0.30 |
| Mínimo | 17.7 | 7.5 | 570 | 60.5 | 18.0 | 21.5 | 1.4 | 17.9 | 60.6 | 236.4 | 0.0 | 6.4 | 0.00 | 0.00 | 10.0 | 0.00 | 0.00 |
| Media | 18.0 | 7.6 | 621 | 72.4 | 21.4 | 24.3 | 2.4 | 24.5 | 68.9 | 258.9 | 0.0 | 7.8 | 0.0 | 0.16 | 19.5 | 0.00 | 0.04 |
| Mediana | 17.9 | 7.6 | 606 | 70.5 | 20.9 | 24.2 | 2.4 | 26.0 | 65.0 | 259.3 | 0.0 | 7.7 | 0.0 | 0.00 | 15.8 | 0.00 | 0.00 |
| Desv. Típica | 0.4 | 0.1 | 39 | 7.8 | 2.4 | 1.9 | 0.5 | 3.7 | 6.9 | 19.7 | 0.0 | 1.9 | 0.0 | 1.4 | 8.2 | 0.00 | 0.10 |
| Coef. de variación | 2% | 1% | 6% | 11% | 11% | 8% | 22% | 15% | 10% | 8% | | 24% | 88% | 844% | 42% | | 228% |
| 14.-P6-1 | T | pH | Conduct. | $Ca^{2+}$ | $Mg^{2+}$ | $Na^{+}$ | $K^{+}$ | $Cl^{-}$ | $SO_4^{2-}$ | $HCO_3^{-}$ | $CO_3^{2-}$ | $SiO_2$ | B | $PO_4^{3-}$ | $NO_3^{-}$ | $NO_2^{-}$ | $NH_4^{+}$ |
| N° de determinaciones | 19 | 16 | 19 | 18 | 18 | 18 | 18 | 19 | 19 | 18 | 18 | 16 | 14 | 19 | 19 | 19 | 15 |
| Máximo | 21.6 | 8.0 | 926 | 117.3 | 36.4 | 40.5 | 3.4 | 48.9 | 317.4 | 365.5 | 0.0 | 14.1 | 0.21 | 1.93 | 47.4 | 0.37 | 0.70 |
| Mínimo | 17.6 | 7.0 | 627 | 65.0 | 19.0 | 25.6 | 0.3 | 25.4 | 67.5 | 248.9 | 0.0 | 8.8 | 0.00 | 0.00 | 9.1 | 0.00 | 0.00 |
| Media | 19.2 | 7.5 | 749 | 88.3 | 26.1 | 31.3 | 1.8 | 36.1 | 103.2 | 295.5 | 0.0 | 10.4 | 0.1 | 0.50 | 25.9 | 0.02 | 0.07 |
| Mediana | 19.1 | 7.6 | 704 | 82.9 | 24.3 | 30.9 | 1.9 | 34.4 | 86.6 | 293.6 | 0.0 | 10.2 | 0.1 | 0.22 | 25.7 | 0.00 | 0.00 |
| Desv. Típica | 0.9 | 0.3 | 105 | 15.5 | 5.5 | 4.6 | 0.7 | 7.0 | 54.4 | 35.9 | 0.0 | 2.9 | 0.1 | 1.8 | 11.5 | 0.08 | 0.18 |
| Coef. de variación | 5% | 3% | 14% | 18% | 21% | 15% | 40% | 19% | 53% | 12% | | 28% | 71% | 364% | 44% | 413% | 257% |
| 15.-F6-20-2 | T | pH | Conduct. | $Ca^{2+}$ | $Mg^{2+}$ | $Na^{+}$ | $K^{+}$ | $Cl^{-}$ | $SO_4^{2-}$ | $HCO_3^{-}$ | $CO_3^{2-}$ | $SiO_2$ | B | $PO_4^{3-}$ | $NO_3^{-}$ | $NO_2^{-}$ | $NH_4^{+}$ |
| N° de determinaciones | 9 | 9 | 9 | 9 | 9 | 9 | 9 | 9 | 9 | 9 | 9 | 8 | 7 | 9 | 9 | 8 | 9 |
| Máximo | 21.9 | 7.7 | 1395 | 167.7 | 74.4 | 87.4 | 6.5 | 92.0 | 231.1 | 457.5 | 0.0 | 23.6 | 0.09 | 3.75 | 114.9 | 0.04 | 0.19 |
| Mínimo | 15.9 | 7.1 | 1200 | 102.2 | 51.0 | 42.8 | 0.9 | 57.1 | 189.0 | 282.1 | 0.0 | 16.1 | 0.00 | 0.00 | 35.5 | 0.00 | 0.00 |
| Media | 19.3 | 7.3 | 1333 | 145.4 | 60.9 | 51.2 | 2.4 | 81.2 | 207.9 | 394.5 | 0.0 | 18.9 | 0.0 | 0.85 | 94.0 | 0.01 | 0.02 |
| Mediana | 19.2 | 7.3 | 1368 | 150.0 | 58.6 | 46.7 | 1.9 | 83.6 | 204.7 | 396.5 | 0.0 | 18.4 | 0.0 | 0.61 | 98.8 | 0.00 | 0.00 |
| Desv. Típica | 1.6 | 0.1 | 74 | 18.0 | 8.7 | 14.0 | 1.7 | 11.4 | 15.6 | 50.2 | 0.0 | 5.2 | 0.0 | 3.6 | 23.0 | 0.01 | 0.06 |
| Coef. de variación | 9% | 2% | 6% | 12% | 14% | 27% | 70% | 14% | 8% | 13% | | 28% | 103% | 427% | 24% | 283% | 269% |
| 16.-F6-24-1 | T | pH | Conduct. | $Ca^{2+}$ | $Mg^{2+}$ | $Na^{+}$ | $K^{+}$ | $Cl^{-}$ | $SO_4^{2-}$ | $HCO_3^{-}$ | $CO_3^{2-}$ | $SiO_2$ | B | $PO_4^{3-}$ | $NO_3^{-}$ | $NO_2^{-}$ | $NH_4^{+}$ |
| N° de determinaciones | 16 | 14 | 16 | 15 | 15 | 15 | 15 | 16 | 16 | 15 | 14 | 13 | 11 | 16 | 16 | 16 | 13 |
| Máximo | 19.2 | 7.4 | 1190 | 149.4 | 57.6 | 44.2 | 2.5 | 61.6 | 313.2 | 396.5 | 0.0 | 15.7 | 0.15 | 3.50 | 109.4 | 0.20 | 0.20 |
| Mínimo | 17.8 | 6.7 | 695 | 100.0 | 26.0 | 27.0 | 1.1 | 36.8 | 103.7 | 251.6 | 0.0 | 10.9 | 0.00 | 0.00 | 33.7 | 0.00 | 0.00 |
| Media | 18.6 | 7.2 | 940 | 117.2 | 36.7 | 34.6 | 1.8 | 46.4 | 137.2 | 330.0 | 0.0 | 12.3 | 0.1 | 0.45 | 59.8 | 0.02 | 0.04 |
| Mediana | 18.6 | 7.2 | 910 | 113.9 | 33.1 | 35.9 | 1.7 | 44.2 | 121.1 | 323.3 | 0.0 | 11.9 | 0.1 | 0.05 | 52.6 | 0.00 | 0.00 |
| Desv. Típica | 0.4 | 0.2 | 119 | 12.7 | 8.7 | 4.8 | 0.5 | 7.2 | 50.5 | 37.3 | 0.0 | 3.3 | 0.1 | 2.8 | 19.9 | 0.06 | 0.07 |
| Coef. de variación | 2% | 3% | 13% | 11% | 24% | 14% | 26% | 16% | 37% | 11% | | 27% | 82% | 637% | 33% | 276% | 179% |
| 17.-F6-13-1 | T | pH | Conduct. | $Ca^{2+}$ | $Mg^{2+}$ | $Na^{+}$ | $K^{+}$ | $Cl^{-}$ | $SO_4^{2-}$ | $HCO_3^{-}$ | $CO_3^{2-}$ | $SiO_2$ | B | $PO_4^{3-}$ | $NO_3^{-}$ | $NO_2^{-}$ | $NH_4^{+}$ |
| N° de determinaciones | 14 | 13 | 15 | 14 | 14 | 14 | 14 | 15 | 15 | 15 | 14 | 14 | 13 | 15 | 15 | 15 | 12 |
| Máximo | 20.0 | 7.5 | 1908 | 248.1 | 96.3 | 124.0 | 13.0 | 118.2 | 354.5 | 564.3 | 0.0 | 16.3 | 1.34 | 18.26 | 193.1 | 10.04 | 3.28 |
| Mínimo | 16.5 | 6.9 | 1121 | 114.0 | 34.9 | 50.5 | 0.8 | 57.4 | 103.7 | 335.5 | 0.0 | 7.9 | 0.06 | 0.00 | 0.0 | 0.00 | 0.00 |
| Media | 18.7 | 7.1 | 1579 | 178.9 | 59.9 | 83.4 | 4.4 | 83.9 | 244.3 | 496.3 | 0.0 | 11.5 | 0.3 | 1.89 | 111.4 | 0.69 | 0.60 |
| Mediana | 18.8 | 7.0 | 1546 | 176.4 | 56.9 | 80.2 | 3.8 | 84.3 | 246.0 | 510.9 | 0.0 | 11.0 | 0.2 | 0.30 | 124.0 | 0.00 | 0.00 |
| Desv. Típica | 0.9 | 0.2 | 211 | 36.0 | 18.2 | 23.4 | 2.9 | 16.5 | 62.7 | 58.5 | 0.0 | 4.6 | 0.3 | 14.4 | 57.4 | 2.59 | 1.09 |
| Coef. de variación | 5% | 2% | 13% | 20% | 30% | 28% | 67% | 20% | 26% | 12% | | 40% | 125% | 761% | 52% | 373% | 181% |
| 18.-G6-2-3 | T | pH | Conduct. | $Ca^{2+}$ | $Mg^{2+}$ | $Na^{+}$ | $K^{+}$ | $Cl^{-}$ | $SO_4^{2-}$ | $HCO_3^{-}$ | $CO_3^{2-}$ | $SiO_2$ | B | $PO_4^{3-}$ | $NO_3^{-}$ | $NO_2^{-}$ | $NH_4^{+}$ |
| N° de determinaciones | 16 | 16 | 16 | 15 | 15 | 15 | 15 | 16 | 16 | 16 | 16 | 14 | 12 | 16 | 16 | 16 | 13 |
| Máximo | 20.1 | 7.7 | 1165 | 149.2 | 62.7 | 44.7 | 5.2 | 60.5 | 160.9 | 396.5 | 0.0 | 19.4 | 0.14 | 9.64 | 112.0 | 0.16 | 2.30 |
| Mínimo | 18.4 | 7.2 | 1038 | 118.0 | 34.0 | 32.3 | 1.2 | 40.1 | 125.6 | 251.6 | 0.0 | 10.9 | 0.00 | 0.00 | 59.8 | 0.00 | 0.00 |
| Media | 19.4 | 7.4 | 1105 | 134.3 | 42.0 | 38.9 | 2.0 | 54.0 | 148.1 | 345.5 | 0.0 | 13.9 | 0.1 | 1.10 | 92.8 | 0.01 | 0.21 |
| Mediana | 19.5 | 7.3 | 1103 | 133.8 | 40.6 | 39.3 | 1.8 | 56.4 | 150.0 | 343.6 | 0.0 | 13.5 | 0.1 | 0.31 | 93.7 | 0.00 | 0.00 |
| Desv. Típica | 0.4 | 0.2 | 43 | 9.5 | 7.2 | 3.7 | 0.9 | 6.3 | 9.5 | 36.5 | 0.0 | 4.5 | 0.0 | 7.5 | 13.3 | 0.04 | 0.63 |
| Coef. de variación | 2% | 2% | 4% | 7% | 17% | 10% | 47% | 12% | 6% | 11% | | 32% | 72% | 680% | 14% | 306% | 303% |
| 19.-G6-5-2 | T | pH | Conduct. | $Ca^{2+}$ | $Mg^{2+}$ | $Na^{+}$ | $K^{+}$ | $Cl^{-}$ | $SO_4^{2-}$ | $HCO_3^{-}$ | $CO_3^{2-}$ | $SiO_2$ | B | $PO_4^{3-}$ | $NO_3^{-}$ | $NO_2^{-}$ | $NH_4^{+}$ |
| N° de determinaciones | 18 | 17 | 18 | 18 | 18 | 18 | 18 | 18 | 18 | 18 | 18 | 16 | 14 | 18 | 18 | 18 | 15 |
| Máximo | 20.5 | 7.3 | 1600 | 204.0 | 64.2 | 92.6 | 7.9 | 93.6 | 287.0 | 526.1 | 0.0 | 15.8 | 0.42 | 8.46 | 122.7 | 1.16 | 5.85 |
| Mínimo | 16.0 | 6.3 | 1074 | 130.9 | 36.0 | 40.3 | 2.5 | 41.3 | 137.0 | 320.3 | 0.0 | 7.8 | 0.17 | 0.00 | 50.8 | 0.00 | 0.00 |
| Media | 19.1 | 7.0 | 1328 | 160.6 | 46.9 | 65.5 | 4.1 | 70.5 | 190.4 | 468.1 | 0.0 | 10.7 | 0.3 | 1.21 | 79.2 | 0.09 | 0.59 |
| Mediana | 19.2 | 7.0 | 1301 | 156.3 | 45.3 | 64.3 | 4.0 | 70.9 | 181.7 | 472.8 | 0.0 | 10.5 | 0.3 | 0.46 | 75.6 | 0.00 | 0.00 |
| Desv. Típica | 1.0 | 0.3 | 164 | 20.4 | 8.0 | 13.7 | 1.3 | 14.6 | 42.0 | 48.0 | 0.0 | 4.1 | 0.1 | 6.3 | 20.4 | 0.28 | 1.65 |
| Coef. de variación | 5% | 4% | 12% | 13% | 17% | 21% | 31% | 21% | 22% | 10% | | 38% | 28% | 521% | 26% | 305% | 279% |
| 20.-G6-N6-2-1 | T | pH | Conduct. | $Ca^{2+}$ | $Mg^{2+}$ | $Na^{+}$ | $K^{+}$ | $Cl^{-}$ | $SO_4^{2-}$ | $HCO_3^{-}$ | $CO_3^{2-}$ | $SiO_2$ | B | $PO_4^{3-}$ | $NO_3^{-}$ | $NO_2^{-}$ | $NH_4^{+}$ |
| N° de determinaciones | 18 | 17 | 18 | 18 | 18 | 18 | 18 | 18 | 18 | 18 | 18 | 16 | 14 | 18 | 18 | 18 | 15 |
| Máximo | 21.9 | 7.4 | 1913 | 261.0 | 86.5 | 85.0 | 4.7 | 105.0 | 363.0 | 465.1 | 0.0 | 23.2 | 0.19 | 9.61 | 333.7 | 0.70 | 2.00 |
| Mínimo | 18.6 | 6.6 | 1653 | 214.0 | 52.0 | 43.0 | 0.1 | 87.0 | 229.4 | 350.8 | 0.0 | 14.5 | 0.00 | 0.00 | 196.1 | 0.00 | 0.00 |
| Media | 20.2 | 7.0 | 1804 | 239.8 | 68.2 | 53.7 | 2.7 | 95.3 | 267.8 | 395.7 | 0.0 | 18.4 | 0.1 | 1.86 | 295.8 | 0.11 | 0.16 |
| Mediana | 20.2 | 7.1 | 1833 | 239.0 | 67.0 | 51.6 | 2.9 | 95.7 | 266.6 | 387.6 | 0.0 | 18.0 | 0.1 | 0.53 | 312.4 | 0.00 | 0.00 |
| Desv. Típica | 0.8 | 0.2 | 84 | 16.5 | 9.7 | 9.4 | 1.1 | 5.6 | 27.3 | 34.3 | 0.0 | 4.5 | 0.1 | 8.8 | 39.7 | 0.23 | 0.52 |
| Coef. de variación | 4% | 2% | 5% | 7% | 14% | 18% | 41% | 6% | 10% | 9% | | 24% | 73% | 475% | 13% | 200% | 325% |

| 21.-G6-N8-1 | T | pH | Conduct. | $Ca^{2+}$ | $Mg^{2+}$ | $Na^{+}$ | $K^{+}$ | $Cl^{-}$ | $SO_4^{2-}$ | $HCO_3^{-}$ | $CO_3^{2-}$ | $SiO_2$ | B | $PO_4^{3-}$ | $NO_3^{-}$ | $NO_2^{-}$ | $NH_4^{+}$ |
|---|---|---|---|---|---|---|---|---|---|---|---|---|---|---|---|---|---|
| N° de determinaciones | 9 | 9 | 9 | 9 | 9 | 9 | 9 | 9 | 9 | 9 | 9 | 9 | 7 | 9 | 9 | 9 | 9 |
| Máximo | 20.6 | 8.8 | 1036 | 136.0 | 32.0 | 62.0 | 6.0 | 54.0 | 161.3 | 419.4 | 0.0 | 15.0 | 0.13 | 4.96 | 63.0 | 1.10 | 1.70 |
| Mínimo | 18.6 | 6.8 | 462 | 22.1 | 22.7 | 26.2 | 1.5 | 33.9 | 78.8 | 144.9 | 0.0 | 1.4 | 0.00 | 0.00 | 0.8 | 0.00 | 0.00 |
| Media | 19.4 | 8.0 | 693 | 66.2 | 27.0 | 36.5 | 2.5 | 41.0 | 101.5 | 225.9 | 0.0 | 6.3 | 0.1 | 1.04 | 27.6 | 0.33 | 0.44 |
| Mediana | 19.2 | 8.0 | 632 | 51.5 | 26.7 | 34.4 | 2.1 | 40.1 | 92.3 | 183.0 | 0.0 | 4.7 | 0.0 | 0.61 | 25.0 | 0.16 | 0.00 |
| Desv. Típica | 0.6 | 0.6 | 204 | 39.9 | 2.7 | 10.1 | 1.4 | 6.2 | 26.8 | 86.9 | 0.0 | 9.7 | 0.0 | 4.9 | 21.2 | 0.42 | 0.70 |
| Coef. de variación | 3% | 8% | 29% | 60% | 10% | 28% | 54% | 15% | 26% | 38% | | 153% | 78% | 474% | 77% | 126% | 157% |
| 22.-G6-9 | T | pH | Conduct. | $Ca^{2+}$ | $Mg^{2+}$ | $Na^{+}$ | $K^{+}$ | $Cl^{-}$ | $SO_4^{2-}$ | $HCO_3^{-}$ | $CO_3^{2-}$ | $SiO_2$ | B | $PO_4^{3-}$ | $NO_3^{-}$ | $NO_2^{-}$ | $NH_4^{+}$ |
| N° de determinaciones | 14 | 13 | 14 | 14 | 14 | 14 | 14 | 14 | 14 | 14 | 14 | 14 | 12 | 14 | 14 | 14 | 11 |
| Máximo | 21.9 | 7.5 | 1300 | 168.0 | 63.2 | 83.0 | 3.8 | 91.6 | 195.0 | 495.6 | 0.0 | 14.3 | 0.25 | 3.73 | 77.1 | 0.30 | 0.00 |
| Mínimo | 18.9 | 6.8 | 1107 | 108.0 | 34.4 | 38.5 | 2.4 | 50.4 | 145.7 | 297.4 | 0.0 | 7.8 | 0.11 | 0.00 | 47.5 | 0.00 | 0.00 |
| Media | 19.5 | 7.1 | 1169 | 135.7 | 42.2 | 53.4 | 3.1 | 65.4 | 167.9 | 406.4 | 0.0 | 11.2 | 0.2 | 0.62 | 61.5 | 0.02 | 0.00 |
| Mediana | 19.3 | 7.2 | 1162 | 135.2 | 40.2 | 53.3 | 3.1 | 64.9 | 170.0 | 402.8 | 0.0 | 10.9 | 0.2 | 0.01 | 60.8 | 0.00 | 0.00 |
| Desv. Típica | 0.8 | 0.2 | 53 | 13.2 | 7.5 | 11.4 | 0.5 | 10.5 | 12.6 | 47.2 | 0.0 | 3.9 | 0.0 | 3.4 | 7.2 | 0.08 | 0.00 |
| Coef. de variación | 4% | 2% | 5% | 10% | 18% | 21% | 16% | 16% | 8% | 12% | | 35% | 23% | 551% | 12% | 374% | |
| 23.-G6-N11-1 | T | pH | Conduct. | $Ca^{2+}$ | $Mg^{2+}$ | $Na^{+}$ | $K^{+}$ | $Cl^{-}$ | $SO_4^{2-}$ | $HCO_3^{-}$ | $CO_3^{2-}$ | $SiO_2$ | B | $PO_4^{3-}$ | $NO_3^{-}$ | $NO_2^{-}$ | $NH_4^{+}$ |
| N° de determinaciones | 18 | 17 | 18 | 17 | 17 | 17 | 17 | 18 | 18 | 17 | 17 | 15 | 13 | 18 | 18 | 18 | 14 |
| Máximo | 20.6 | 8.5 | 1266 | 143.0 | 48.6 | 63.5 | 2.8 | 70.5 | 234.0 | 457.5 | 0.1 | 14.4 | 0.29 | 2.79 | 72.6 | 0.84 | 0.00 |
| Mínimo | 18.6 | 6.6 | 980 | 83.0 | 32.0 | 35.5 | 1.0 | 44.4 | 120.8 | 251.6 | 0.0 | 8.1 | 0.00 | 0.00 | 30.5 | 0.00 | 0.00 |
| Media | 19.5 | 7.2 | 1095 | 124.2 | 38.6 | 47.4 | 2.2 | 55.8 | 162.3 | 376.2 | 0.0 | 11.8 | 0.1 | 0.52 | 56.9 | 0.06 | 0.00 |
| Mediana | 19.4 | 7.2 | 1081 | 126.0 | 39.7 | 47.7 | 2.4 | 55.1 | 161.7 | 370.6 | 0.0 | 11.4 | 0.2 | 0.05 | 60.2 | 0.00 | 0.00 |
| Desv. Típica | 0.5 | 0.4 | 70 | 16.6 | 4.1 | 6.9 | 0.6 | 6.6 | 25.5 | 44.6 | 0.0 | 3.8 | 0.1 | 2.6 | 10.5 | 0.21 | 0.00 |
| Coef. de variación | 3% | 6% | 6% | 13% | 11% | 15% | 27% | 12% | 16% | 12% | | 33% | 51% | 508% | 19% | 326% | |
| 24.-G6-N24-1 | T | pH | Conduct. | $Ca^{2+}$ | $Mg^{2+}$ | $Na^{+}$ | $K^{+}$ | $Cl^{-}$ | $SO_4^{2-}$ | $HCO_3^{-}$ | $CO_3^{2-}$ | $SiO_2$ | B | $PO_4^{3-}$ | $NO_3^{-}$ | $NO_2^{-}$ | $NH_4^{+}$ |
| N° de determinaciones | 16 | 14 | 16 | 14 | 14 | 14 | 14 | 16 | 16 | 15 | 15 | 14 | 12 | 16 | 16 | 16 | 12 |
| Máximo | 20.1 | 7.4 | 982 | 120.0 | 61.5 | 41.1 | 4.1 | 73.1 | 207.5 | 373.6 | 0.0 | 13.3 | 0.23 | 4.33 | 122.1 | 0.44 | 0.80 |
| Mínimo | 17.8 | 7.1 | 842 | 96.5 | 30.0 | 28.7 | 0.7 | 41.0 | 121.4 | 251.3 | 0.0 | 9.5 | 0.00 | 0.00 | 43.0 | 0.00 | 0.00 |
| Media | 18.8 | 7.3 | 936 | 109.8 | 36.5 | 36.2 | 2.0 | 49.4 | 137.3 | 325.2 | 0.0 | 11.2 | 0.1 | 1.11 | 56.5 | 0.06 | 0.13 |
| Mediana | 18.8 | 7.3 | 944 | 111.5 | 32.4 | 37.0 | 1.8 | 46.9 | 132.3 | 323.3 | 0.0 | 11.1 | 0.1 | 1.21 | 52.5 | 0.00 | 0.00 |
| Desv. Típica | 0.7 | 0.1 | 35 | 7.2 | 9.5 | 3.4 | 0.9 | 7.6 | 19.7 | 30.5 | 0.0 | 2.8 | 0.1 | 4.0 | 18.3 | 0.12 | 0.27 |
| Coef. de variación | 4% | 1% | 4% | 7% | 26% | 9% | 44% | 15% | 14% | 9% | | 25% | 77% | 360% | 32% | 201% | |
| 25.-Vélez2 | T | pH | Conduct. | $Ca^{2+}$ | $Mg^{2+}$ | $Na^{+}$ | $K^{+}$ | $Cl^{-}$ | $SO_4^{2-}$ | $HCO_3^{-}$ | $CO_3^{2-}$ | $SiO_2$ | B | $PO_4^{3-}$ | $NO_3^{-}$ | $NO_2^{-}$ | $NH_4^{+}$ |
| N° de determinaciones | 11 | 11 | 11 | 10 | 10 | 10 | 10 | 11 | 11 | 11 | 11 | 11 | 10 | 11 | 11 | 11 | 8 |
| Máximo | 31.2 | 8.2 | 1426 | 137.2 | 42.2 | 139.0 | 27.6 | 100.9 | 159.5 | 564.3 | 0.0 | 18.9 | 1.13 | 25.26 | 21.7 | 8.30 | 28.60 |
| Mínimo | 12.8 | 6.6 | 629 | 53.4 | 25.6 | 55.5 | 8.6 | 41.5 | 88.8 | 244.0 | 0.0 | 0.0 | 0.19 | 1.05 | 0.0 | 0.00 | 3.00 |
| Media | 20.2 | 7.7 | 1103 | 89.6 | 29.9 | 91.8 | 16.5 | 77.2 | 127.1 | 428.2 | 0.0 | 9.1 | 0.7 | 11.07 | 3.0 | 1.52 | 12.72 |
| Mediana | 19.9 | 7.9 | 1186 | 85.6 | 28.3 | 92.2 | 16.2 | 84.0 | 127.4 | 430.1 | 0.0 | 11.1 | 0.7 | 9.90 | 0.1 | 0.00 | 12.40 |
| Desv. Típica | 5.9 | 0.5 | 238 | 24.9 | 5.3 | 26.2 | 5.8 | 19.4 | 22.9 | 102.7 | 0.0 | 13.3 | 0.3 | 25.9 | 6.4 | 2.63 | 8.18 |
| Coef. de variación | 29% | 6% | 22% | 28% | 18% | 29% | 35% | 25% | 18% | 24% | | 146% | 45% | 234% | 214% | 173% | |
| 26.-G6-19 | T | pH | Conduct. | $Ca^{2+}$ | $Mg^{2+}$ | $Na^{+}$ | $K^{+}$ | $Cl^{-}$ | $SO_4^{2-}$ | $HCO_3^{-}$ | $CO_3^{2-}$ | $SiO_2$ | B | $PO_4^{3-}$ | $NO_3^{-}$ | $NO_2^{-}$ | $NH_4^{+}$ |
| N° de determinaciones | 19 | 17 | 19 | 18 | 18 | 18 | 18 | 19 | 19 | 18 | 17 | 16 | 14 | 19 | 19 | 19 | 15 |
| Máximo | 21.4 | 7.7 | 1877 | 256.1 | 131.0 | 284.2 | 4.0 | 114.0 | 362.5 | 556.6 | 0.0 | 15.5 | 0.32 | 6.58 | 238.3 | 0.74 | 0.26 |
| Mínimo | 15.9 | 6.9 | 1168 | 94.4 | 36.6 | 27.8 | 1.0 | 37.3 | 117.8 | 396.5 | 0.0 | 11.1 | 0.05 | 0.00 | 26.4 | 0.00 | 0.00 |
| Media | 18.3 | 7.3 | 1640 | 182.3 | 69.1 | 98.1 | 2.8 | 91.8 | 263.6 | 487.8 | 0.0 | 13.1 | 0.2 | 1.34 | 127.6 | 0.11 | 0.02 |
| Mediana | 18.2 | 7.4 | 1657 | 198.4 | 66.7 | 84.3 | 3.0 | 97.0 | 273.1 | 493.4 | 0.0 | 13.0 | 0.2 | 0.61 | 116.0 | 0.00 | 0.00 |
| Desv. Típica | 1.9 | 0.3 | 185 | 41.7 | 22.2 | 55.2 | 0.8 | 19.2 | 57.7 | 46.3 | 0.0 | 2.7 | 0.1 | 5.5 | 63.5 | 0.21 | 0.07 |
| Coef. de variación | 10% | 4% | 11% | 23% | 32% | 56% | 28% | 21% | 22% | 10% | | 21% | 37% | 415% | 50% | 201% | |
| 27.-G6-28 | T | pH | Conduct. | $Ca^{2+}$ | $Mg^{2+}$ | $Na^{+}$ | $K^{+}$ | $Cl^{-}$ | $SO_4^{2-}$ | $HCO_3^{-}$ | $CO_3^{2-}$ | $SiO_2$ | B | $PO_4^{3-}$ | $NO_3^{-}$ | $NO_2^{-}$ | $NH_4^{+}$ |
| N° de determinaciones | 18 | 17 | 18 | 18 | 18 | 18 | 18 | 18 | 18 | 18 | 18 | 16 | 14 | 18 | 18 | 18 | 15 |
| Máximo | 20.7 | 7.7 | 1150 | 147.4 | 61.7 | 53.0 | 3.7 | 62.1 | 176.2 | 442.3 | 0.0 | 14.7 | 0.35 | 5.33 | 67.0 | 0.24 | 2.58 |
| Mínimo | 17.5 | 7.2 | 826 | 98.0 | 27.0 | 38.2 | 2.0 | 35.4 | 99.0 | 343.1 | 0.0 | 10.1 | 0.03 | 0.00 | 20.0 | 0.00 | 0.00 |
| Media | 19.3 | 7.3 | 1062 | 130.1 | 39.4 | 46.9 | 2.7 | 53.1 | 144.4 | 389.3 | 0.0 | 12.3 | 0.2 | 0.77 | 52.0 | 0.02 | 0.24 |
| Mediana | 19.4 | 7.2 | 1073 | 129.1 | 38.0 | 47.6 | 2.6 | 54.5 | 148.6 | 386.6 | 0.0 | 12.2 | 0.2 | 0.00 | 54.6 | 0.00 | 0.00 |
| Desv. Típica | 0.8 | 0.2 | 79 | 12.6 | 8.0 | 4.1 | 0.5 | 6.4 | 19.0 | 25.8 | 0.0 | 2.7 | 0.1 | 4.4 | 11.8 | 0.06 | 0.68 |
| Coef. de variación | 4% | 2% | 7% | 10% | 20% | 9% | 18% | 12% | 13% | 7% | | 22% | 50% | 570% | 23% | 299% | |
| 28.-G6-30 | T | pH | Conduct. | $Ca^{2+}$ | $Mg^{2+}$ | $Na^{+}$ | $K^{+}$ | $Cl^{-}$ | $SO_4^{2-}$ | $HCO_3^{-}$ | $CO_3^{2-}$ | $SiO_2$ | B | $PO_4^{3-}$ | $NO_3^{-}$ | $NO_2^{-}$ | $NH_4^{+}$ |
| N° de determinaciones | 18 | 16 | 18 | 17 | 17 | 17 | 17 | 18 | 18 | 17 | 17 | 15 | 14 | 18 | 18 | 18 | 14 |
| Máximo | 20.1 | 7.4 | 1106 | 145.1 | 62.9 | 50.5 | 3.6 | 62.9 | 172.6 | 396.5 | 0.0 | 14.7 | 0.23 | 2.85 | 64.7 | 0.40 | 0.00 |
| Mínimo | 18.6 | 7.0 | 977 | 98.8 | 32.0 | 34.3 | 1.6 | 34.3 | 131.3 | 335.5 | 0.0 | 9.5 | 0.00 | 0.00 | 45.0 | 0.00 | 0.00 |
| Media | 19.0 | 7.3 | 1055 | 125.7 | 39.4 | 43.4 | 2.4 | 54.1 | 150.8 | 367.2 | 0.0 | 11.8 | 0.1 | 0.74 | 57.3 | 0.02 | 0.00 |
| Mediana | 18.9 | 7.3 | 1059 | 126.0 | 36.3 | 43.9 | 2.3 | 54.7 | 150.7 | 366.0 | 0.0 | 11.9 | 0.1 | 0.31 | 57.1 | 0.00 | 0.00 |
| Desv. Típica | 0.3 | 0.1 | 40 | 11.4 | 8.2 | 5.1 | 0.6 | 6.1 | 13.0 | 16.1 | 0.0 | 2.7 | 0.1 | 2.7 | 4.3 | 0.09 | 0.00 |
| Coef. de variación | 2% | 2% | 4% | 9% | 21% | 12% | 25% | 11% | 9% | 4% | | 23% | 62% | 369% | 7% | 424% | |
| 29.-G6-32 | T | pH | Conduct. | $Ca^{2+}$ | $Mg^{2+}$ | $Na^{+}$ | $K^{+}$ | $Cl^{-}$ | $SO_4^{2-}$ | $HCO_3^{-}$ | $CO_3^{2-}$ | $SiO_2$ | B | $PO_4^{3-}$ | $NO_3^{-}$ | $NO_2^{-}$ | $NH_4^{+}$ |
| N° de determinaciones | 13 | 12 | 13 | 13 | 13 | 13 | 13 | 13 | 13 | 13 | 13 | 12 | 11 | 13 | 13 | 13 | 12 |
| Máximo | 19.8 | 7.4 | 1282 | 175.2 | 72.9 | 53.1 | 3.1 | 60.7 | 190.6 | 465.1 | 0.0 | 15.7 | 0.19 | 1.55 | 100.6 | 0.60 | 0.00 |
| Mínimo | 19.1 | 7.1 | 927 | 102.0 | 30.0 | 39.1 | 1.7 | 41.9 | 119.3 | 350.8 | 0.0 | 10.0 | 0.01 | 0.00 | 26.0 | 0.00 | 0.00 |
| Media | 19.5 | 7.2 | 1121 | 137.1 | 44.3 | 45.6 | 2.2 | 56.2 | 154.4 | 403.0 | 0.0 | 12.3 | 0.1 | 0.35 | 64.4 | 0.10 | 0.00 |
| Mediana | 19.6 | 7.2 | 1127 | 144.3 | 42.0 | 44.5 | 2.2 | 57.6 | 157.2 | 396.5 | 0.0 | 12.3 | 0.1 | 0.20 | 63.7 | 0.00 | 0.00 |
| Desv. Típica | 0.2 | 0.1 | 88 | 20.7 | 11.4 | 4.6 | 0.3 | 5.0 | 21.1 | 29.4 | 0.0 | 3.2 | 0.1 | 1.5 | 17.9 | 0.20 | 0.00 |
| Coef. de variación | 1% | 1% | 8% | 15% | 26% | 10% | 15% | 9% | 14% | 7% | | 26% | 59% | 417% | 28% | 199% | |
| 30.-H6-1-1(S) | T | pH | Conduct. | $Ca^{2+}$ | $Mg^{2+}$ | $Na^{+}$ | $K^{+}$ | $Cl^{-}$ | $SO_4^{2-}$ | $HCO_3^{-}$ | $CO_3^{2-}$ | $SiO_2$ | B | $PO_4^{3-}$ | $NO_3^{-}$ | $NO_2^{-}$ | $NH_4^{+}$ |
| N° de determinaciones | 18 | 16 | 18 | 17 | 17 | 17 | 17 | 18 | 18 | 17 | 17 | 16 | 14 | 18 | 18 | 18 | 14 |
| Máximo | 20.6 | 7.4 | 1171 | 144.8 | 56.8 | 57.3 | 3.2 | 63.5 | 211.0 | 465.1 | 0.0 | 13.8 | 0.26 | 2.53 | 75.0 | 0.50 | 0.26 |
| Mínimo | 18.9 | 7.1 | 919 | 110.0 | 31.5 | 35.1 | 0.9 | 34.3 | 121.6 | 335.5 | 0.0 | 10.2 | 0.02 | 0.00 | 35.0 | 0.00 | 0.00 |
| Media | 19.3 | 7.2 | 1062 | 128.7 | 40.0 | 44.2 | 2.4 | 54.4 | 157.8 | 388.9 | 0.0 | 11.8 | 0.1 | 0.55 | 55.2 | 0.05 | 0.04 |
| Mediana | 19.2 | 7.2 | 1083 | 128.6 | 38.3 | 45.1 | 2.3 | 55.6 | 155.8 | 378.2 | 0.0 | 11.8 | 0.1 | 0.15 | 56.6 | 0.00 | 0.00 |
| Desv. Típica | 0.4 | 0.1 | 60 | 10.5 | 7.5 | 6.3 | 0.6 | 6.5 | 22.9 | 35.8 | 0.0 | 2.0 | 0.1 | 2.5 | 8.5 | 0.14 | 0.08 |
| Coef. de variación | 2% | 1% | 6% | 8% | 19% | 14% | 24% | 12% | 15% | 9% | | 17% | 53% | 451% | 15% | 295% | |

| 31.-H6-5(S) | T | pH | Conduct. | $Ca^{2+}$ | $Mg^{2+}$ | $Na^{+}$ | $K^{+}$ | $Cl^{-}$ | $SO_4^{2-}$ | $HCO_3^{-}$ | $CO_3^{2-}$ | $SiO_2$ | B | $PO_4^{3-}$ | $NO_3^{-}$ | $NO_2^{-}$ | $NH_4^{+}$ |
|---|---|---|---|---|---|---|---|---|---|---|---|---|---|---|---|---|---|
| N° de determinaciones | 9 | 8 | 9 | 9 | 9 | 9 | 9 | 9 | 9 | 9 | 9 | 9 | 7 | 9 | 9 | 9 | 9 |
| Máximo | 19.6 | 7.6 | 1219 | 143.1 | 53.8 | 55.7 | 3.3 | 74.6 | 182.4 | 442.3 | 0.0 | 13.3 | 0.16 | 1.55 | 77.2 | 0.20 | 0.26 |
| Mínimo | 18.6 | 7.2 | 1020 | 118.0 | 33.0 | 38.8 | 2.0 | 49.0 | 138.1 | 350.8 | 0.0 | 9.1 | 0.02 | 0.00 | 53.4 | 0.00 | 0.00 |
| Media | 19.1 | 7.3 | 1104 | 130.7 | 39.3 | 46.3 | 2.9 | 59.9 | 151.2 | 384.5 | 0.0 | 11.8 | 0.1 | 0.38 | 61.3 | 0.02 | 0.04 |
| Mediana | 19.1 | 7.3 | 1089 | 129.3 | 38.3 | 46.1 | 3.1 | 58.0 | 149.7 | 378.2 | 0.0 | 11.9 | 0.1 | 0.06 | 59.8 | 0.00 | 0.00 |
| Desv. Típica | 0.3 | 0.1 | 72 | 9.4 | 6.3 | 5.8 | 0.5 | 7.1 | 13.7 | 33.3 | 0.0 | 2.6 | 0.0 | 2.0 | 6.8 | 0.07 | 0.09 |
| Coef. de variación | 2% | 2% | 7% | 7% | 16% | 13% | 16% | 12% | 9% | 9% | | 22% | 41% | 531% | 11% | 300% | 226% |
| 32.-P2-1 | T | pH | Conduct. | $Ca^{2+}$ | $Mg^{2+}$ | $Na^{+}$ | $K^{+}$ | $Cl^{-}$ | $SO_4^{2-}$ | $HCO_3^{-}$ | $CO_3^{2-}$ | $SiO_2$ | B | $PO_4^{3-}$ | $NO_3^{-}$ | $NO_2^{-}$ | $NH_4^{+}$ |
| N° de determinaciones | 18 | 16 | 18 | 16 | 16 | 16 | 16 | 18 | 18 | 17 | 17 | 15 | 14 | 18 | 18 | 18 | 14 |
| Máximo | 20.9 | 8.0 | 1238 | 165.9 | 62.1 | 52.8 | 4.7 | 70.3 | 180.3 | 541.4 | 0.0 | 14.0 | 0.19 | 3.97 | 70.4 | 0.30 | 1.20 |
| Mínimo | 17.4 | 7.0 | 950 | 115.0 | 32.0 | 34.9 | 0.5 | 28.4 | 113.9 | 354.3 | 0.0 | 9.9 | 0.01 | 0.00 | 28.2 | 0.00 | 0.00 |
| Media | 19.8 | 7.2 | 1107 | 138.7 | 41.2 | 43.3 | 2.1 | 53.6 | 147.6 | 429.1 | 0.0 | 11.9 | 0.1 | 0.46 | 50.4 | 0.02 | 0.16 |
| Mediana | 19.9 | 7.1 | 1098 | 134.3 | 38.1 | 44.0 | 1.5 | 54.3 | 156.3 | 434.6 | 0.0 | 11.3 | 0.1 | 0.04 | 53.5 | 0.00 | 0.00 |
| Desv. Típica | 1.0 | 0.3 | 66 | 13.0 | 8.6 | 5.4 | 1.4 | 9.5 | 19.9 | 43.6 | 0.0 | 2.8 | 0.1 | 2.9 | 11.3 | 0.07 | 0.40 |
| Coef. de variación | 5% | 4% | 6% | 9% | 21% | 12% | 67% | 18% | 13% | 10% | | 23% | 56% | 633% | 22% | 375% | 255% |
| 33.-H6-12 | T | pH | Conduct. | $Ca^{2+}$ | $Mg^{2+}$ | $Na^{+}$ | $K^{+}$ | $Cl^{-}$ | $SO_4^{2-}$ | $HCO_3^{-}$ | $CO_3^{2-}$ | $SiO_2$ | B | $PO_4^{3-}$ | $NO_3^{-}$ | $NO_2^{-}$ | $NH_4^{+}$ |
| N° de determinaciones | 17 | 16 | 17 | 16 | 16 | 16 | 16 | 17 | 17 | 16 | 16 | 14 | 13 | 17 | 17 | 17 | 13 |
| Máximo | 21.9 | 8.1 | 1380 | 213.8 | 61.1 | 81.4 | 6.7 | 126.8 | 394.5 | 518.5 | 0.0 | 14.0 | 0.36 | 3.84 | 91.7 | 0.10 | 0.13 |
| Mínimo | 16.7 | 6.8 | 699 | 78.0 | 20.0 | 35.9 | 2.8 | 43.0 | 96.2 | 266.9 | 0.0 | 9.6 | 0.11 | 0.00 | 2.0 | 0.00 | 0.00 |
| Media | 19.6 | 7.4 | 1185 | 146.5 | 40.6 | 58.5 | 4.3 | 74.0 | 179.4 | 426.2 | 0.0 | 11.6 | 0.2 | 0.92 | 52.5 | 0.01 | 0.02 |
| Mediana | 20.0 | 7.4 | 1260 | 146.0 | 41.0 | 59.3 | 4.2 | 70.1 | 173.9 | 435.1 | 0.0 | 11.7 | 0.3 | 0.40 | 65.0 | 0.00 | 0.00 |
| Desv. Típica | 1.2 | 0.4 | 202 | 36.5 | 11.4 | 11.0 | 1.1 | 19.8 | 72.4 | 58.7 | 0.0 | 2.9 | 0.1 | 3.8 | 30.3 | 0.03 | 0.04 |
| Coef. de variación | 6% | 5% | 17% | 25% | 28% | 19% | 27% | 27% | 40% | 14% | | 25% | 32% | 410% | 58% | 249% | 252% |
| 34.-H6-14 | T | pH | Conduct. | $Ca^{2+}$ | $Mg^{2+}$ | $Na^{+}$ | $K^{+}$ | $Cl^{-}$ | $SO_4^{2-}$ | $HCO_3^{-}$ | $CO_3^{2-}$ | $SiO_2$ | B | $PO_4^{3-}$ | $NO_3^{-}$ | $NO_2^{-}$ | $NH_4^{+}$ |
| N° de determinaciones | 5 | 5 | 5 | 5 | 5 | 5 | 5 | 5 | 5 | 5 | 5 | 5 | 3 | 5 | 5 | 5 | 5 |
| Máximo | 21.2 | 7.7 | 6510 | 396.0 | 152.0 | 636.0 | 16.4 | 1917.0 | 366.5 | 427.0 | 0.0 | 12.6 | 0.17 | 4.65 | 62.6 | 0.00 | 0.08 |
| Mínimo | 17.7 | 7.1 | 1577 | 114.7 | 42.5 | 154.9 | 4.3 | 218.9 | 154.2 | 312.6 | 0.0 | 8.7 | 0.00 | 0.00 | 0.4 | 0.00 | 0.00 |
| Media | 19.5 | 7.4 | 3253 | 224.8 | 87.1 | 310.8 | 8.6 | 756.2 | 232.5 | 381.3 | 0.0 | 11.3 | 0.1 | 0.95 | 33.1 | 0.00 | 0.03 |
| Mediana | 20.0 | 7.3 | 2820 | 214.0 | 80.0 | 284.8 | 7.1 | 634.7 | 198.6 | 388.9 | 0.0 | 12.0 | 0.1 | 0.00 | 30.5 | 0.00 | 0.00 |
| Desv. Típica | 1.4 | 0.2 | 1976 | 107.2 | 43.2 | 193.3 | 4.7 | 696.3 | 86.7 | 49.7 | 0.0 | 3.3 | 0.1 | 6.4 | 24.7 | 0.00 | 0.04 |
| Coef. de variación | 7% | 3% | 61% | 48% | 50% | 62% | 55% | 92% | 37% | 13% | | 29% | 87% | 671% | 74% | | 143% |
| 35.-H6-16(P) | T | pH | Conduct. | $Ca^{2+}$ | $Mg^{2+}$ | $Na^{+}$ | $K^{+}$ | $Cl^{-}$ | $SO_4^{2-}$ | $HCO_3^{-}$ | $CO_3^{2-}$ | $SiO_2$ | B | $PO_4^{3-}$ | $NO_3^{-}$ | $NO_2^{-}$ | $NH_4^{+}$ |
| N° de determinaciones | 13 | 12 | 13 | 13 | 13 | 13 | 12 | 13 | 13 | 13 | 13 | 12 | 10 | 13 | 13 | 13 | 12 |
| Máximo | 20.6 | 7.4 | 10370 | 634.0 | 333.5 | 1314.0 | #### | 2884.0 | 605.0 | 472.8 | 0.0 | 15.8 | 0.27 | 12.09 | 148.4 | 0.00 | 0.10 |
| Mínimo | 18.9 | 6.8 | 3000 | 214.5 | 71.3 | 190.0 | 4.5 | 270.8 | 202.0 | 396.5 | 0.0 | 9.0 | 0.06 | 0.00 | 37.0 | 0.00 | 0.00 |
| Media | 19.4 | 7.0 | 7110 | 457.3 | 172.6 | 750.8 | 34.2 | 1755.6 | 433.1 | 431.9 | 0.0 | 11.2 | 0.2 | 0.93 | 105.3 | 0.00 | 0.01 |
| Mediana | 19.3 | 6.9 | 7630 | 499.0 | 177.6 | 797.5 | 11.8 | 1748.5 | 460.5 | 427.0 | 0.0 | 11.0 | 0.2 | 0.00 | 103.5 | 0.00 | 0.00 |
| Desv. Típica | 0.5 | 0.2 | 2473 | 130.9 | 74.6 | 372.8 | 67.0 | 872.1 | 124.8 | 24.8 | 0.0 | 4.0 | 0.1 | 10.4 | 26.3 | 0.00 | 0.03 |
| Coef. de variación | 3% | 3% | 35% | 29% | 43% | 50% | #### | 50% | 29% | 6% | | 36% | 35% | 1117% | 25% | | 346% |
| 36.-H6-17-1 | T | pH | Conduct. | $Ca^{2+}$ | $Mg^{2+}$ | $Na^{+}$ | $K^{+}$ | $Cl^{-}$ | $SO_4^{2-}$ | $HCO_3^{-}$ | $CO_3^{2-}$ | $SiO_2$ | B | $PO_4^{3-}$ | $NO_3^{-}$ | $NO_2^{-}$ | $NH_4^{+}$ |
| N° de determinaciones | 18 | 17 | 19 | 17 | 17 | 17 | 16 | 19 | 19 | 18 | 18 | 16 | 14 | 19 | 19 | 19 | 15 |
| Máximo | 20.2 | 7.2 | 11680 | 612.0 | 343.5 | 2048.0 | 36.4 | 3976.0 | 853.0 | 617.6 | 0.0 | 13.0 | 0.35 | 25.26 | 134.0 | 0.80 | 0.00 |
| Mínimo | 19.1 | 6.8 | 2070 | 173.0 | 63.2 | 180.6 | 2.5 | 231.5 | 187.8 | 427.8 | 0.0 | 8.1 | 0.14 | 0.00 | 25.0 | 0.00 | 0.00 |
| Media | 19.6 | 7.0 | 4077 | 284.3 | 115.7 | 493.1 | 12.2 | 934.6 | 369.9 | 476.6 | 0.0 | 10.9 | 0.3 | 1.79 | 85.8 | 0.04 | 0.00 |
| Mediana | 19.6 | 7.0 | 3420 | 251.4 | 97.0 | 406.0 | 5.9 | 740.1 | 315.8 | 471.7 | 0.0 | 11.1 | 0.2 | 0.00 | 85.5 | 0.00 | 0.00 |
| Desv. Típica | 0.3 | 0.1 | 2405 | 134.9 | 72.1 | 456.6 | 11.2 | 903.1 | 165.1 | 43.4 | 0.0 | 3.0 | 0.1 | 18.1 | 25.4 | 0.18 | 0.00 |
| Coef. de variación | 2% | 1% | 59% | 47% | 62% | 93% | 92% | 97% | 45% | 9% | | 28% | 27% | 1009% | 30% | 436% | |
| 37.-H6-18-1 | T | pH | Conduct. | $Ca^{2+}$ | $Mg^{2+}$ | $Na^{+}$ | $K^{+}$ | $Cl^{-}$ | $SO_4^{2-}$ | $HCO_3^{-}$ | $CO_3^{2-}$ | $SiO_2$ | B | $PO_4^{3-}$ | $NO_3^{-}$ | $NO_2^{-}$ | $NH_4^{+}$ |
| N° de determinaciones | 16 | 15 | 16 | 15 | 15 | 15 | 14 | 16 | 15 | 16 | 16 | 15 | 12 | 16 | 15 | 15 | 13 |
| Máximo | 22.4 | 7.4 | 7020 | 608.5 | 202.5 | 697.0 | 36.5 | 1726.0 | 544.4 | 472.8 | 0.0 | 13.3 | 0.24 | 5.86 | 329.0 | 0.04 | 0.20 |
| Mínimo | 17.8 | 6.8 | 2500 | 247.8 | 79.4 | 108.8 | 2.9 | 288.7 | 327.0 | 350.8 | 0.0 | 8.0 | 0.02 | 0.00 | 133.8 | 0.00 | 0.00 |
| Media | 19.7 | 7.1 | 3680 | 377.6 | 127.0 | 239.5 | 12.9 | 646.1 | 427.6 | 404.3 | 0.0 | 10.3 | 0.2 | 0.44 | 248.0 | 0.00 | 0.03 |
| Mediana | 19.6 | 7.1 | 3050 | 348.0 | 115.5 | 165.0 | 8.0 | 422.7 | 433.2 | 400.3 | 0.0 | 10.1 | 0.2 | 0.00 | 263.4 | 0.00 | 0.00 |
| Desv. Típica | 1.6 | 0.2 | 1528 | 106.5 | 40.2 | 177.0 | 10.5 | 496.5 | 58.8 | 30.7 | 0.0 | 3.3 | 0.1 | 4.6 | 55.8 | 0.01 | 0.08 |
| Coef. de variación | 8% | 2% | 42% | 28% | 32% | 74% | 82% | 77% | 14% | 8% | | 32% | 48% | 1035% | 22% | 387% | 244% |
| 38.-H6-20-1 | T | pH | Conduct. | $Ca^{2+}$ | $Mg^{2+}$ | $Na^{+}$ | $K^{+}$ | $Cl^{-}$ | $SO_4^{2-}$ | $HCO_3^{-}$ | $CO_3^{2-}$ | $SiO_2$ | B | $PO_4^{3-}$ | $NO_3^{-}$ | $NO_2^{-}$ | $NH_4^{+}$ |
| N° de determinaciones | 18 | 16 | 18 | 17 | 17 | 17 | 17 | 18 | 18 | 17 | 17 | 15 | 13 | 18 | 18 | 18 | 15 |
| Máximo | 24.3 | 8.4 | 5210 | 500.0 | 136.0 | 387.0 | 16.4 | 1463.0 | 456.0 | 463.6 | 0.0 | 13.8 | 0.70 | 10.61 | 96.0 | 2.00 | 14.20 |
| Mínimo | 14.2 | 7.2 | 1012 | 103.1 | 31.8 | 20.1 | 1.9 | 63.2 | 116.7 | 251.6 | 0.0 | 2.6 | 0.03 | 0.00 | 0.2 | 0.00 | 0.00 |
| Media | 18.7 | 7.9 | 1809 | 166.6 | 59.9 | 118.5 | 6.4 | 284.4 | 191.9 | 348.6 | 0.0 | 10.0 | 0.2 | 2.09 | 52.7 | 0.15 | 1.41 |
| Mediana | 18.1 | 8.0 | 1303 | 138.0 | 61.0 | 70.7 | 4.7 | 141.7 | 171.7 | 350.8 | 0.0 | 10.1 | 0.1 | 0.20 | 54.7 | 0.00 | 0.04 |
| Desv. Típica | 3.0 | 0.3 | 1053 | 92.8 | 24.1 | 94.5 | 4.4 | 337.8 | 71.4 | 55.9 | 0.0 | 6.0 | 0.2 | 10.5 | 22.8 | 0.48 | 3.80 |
| Coef. de variación | 16% | 4% | 58% | 56% | 40% | 80% | 69% | 119% | 37% | 16% | | 60% | 90% | 504% | 43% | 317% | 269% |
| 39.-H6-N20-2-1 | T | pH | Conduct. | $Ca^{2+}$ | $Mg^{2+}$ | $Na^{+}$ | $K^{+}$ | $Cl^{-}$ | $SO_4^{2-}$ | $HCO_3^{-}$ | $CO_3^{2-}$ | $SiO_2$ | B | $PO_4^{3-}$ | $NO_3^{-}$ | $NO_2^{-}$ | $NH_4^{+}$ |
| N° de determinaciones | 19 | 17 | 19 | 18 | 18 | 18 | 18 | 19 | 19 | 18 | 18 | 16 | 14 | 19 | 19 | 19 | 15 |
| Máximo | 22.4 | 8.1 | 22700 | 1312.0 | 448.0 | 3008.0 | 56.0 | 8307.0 | 1332.0 | 587.1 | 0.0 | 11.9 | 0.69 | 12.09 | 424.5 | 10.00 | 7.00 |
| Mínimo | 14.4 | 7.0 | 1382 | 219.5 | 96.6 | 511.0 | 5.0 | 147.3 | 188.8 | 280.6 | 0.0 | 6.9 | 0.12 | 0.00 | 15.5 | 0.00 | 0.00 |
| Media | 18.0 | 7.3 | 8876 | 515.9 | 216.9 | 1231.7 | 20.0 | 2538.6 | 568.0 | 373.8 | 0.0 | 9.6 | 0.4 | 0.64 | 189.9 | 0.53 | 0.47 |
| Mediana | 17.8 | 7.2 | 7500 | 431.5 | 197.3 | 978.8 | 16.3 | 1953.0 | 513.8 | 347.7 | 0.0 | 9.5 | 0.4 | 0.00 | 194.0 | 0.00 | 0.00 |
| Desv. Típica | 2.4 | 0.3 | 5317 | 268.9 | 99.6 | 721.7 | 14.4 | 1874.3 | 243.5 | 90.2 | 0.0 | 2.8 | 0.2 | 8.6 | 106.2 | 2.29 | 1.81 |
| Coef. de variación | 13% | 4% | 60% | 52% | 46% | 59% | 72% | 74% | 43% | 24% | | 29% | 42% | 1351% | 56% | 435% | 387% |
| 40.-S-152 | T | pH | Conduct. | $Ca^{2+}$ | $Mg^{2+}$ | $Na^{+}$ | $K^{+}$ | $Cl^{-}$ | $SO_4^{2-}$ | $HCO_3^{-}$ | $CO_3^{2-}$ | $SiO_2$ | B | $PO_4^{3-}$ | $NO_3^{-}$ | $NO_2^{-}$ | $NH_4^{+}$ |
| N° de determinaciones | 19 | 16 | 19 | 17 | 17 | 17 | 16 | 19 | 18 | 18 | 18 | 16 | 14 | 19 | 17 | 19 | 14 |
| Máximo | 21.8 | 8.3 | 36600 | 683.0 | 768.0 | 6500.0 | #### | 13114.0 | 1956.5 | 571.9 | 0.0 | 16.2 | 1.61 | 1.01 | 274.5 | 0.00 | 0.00 |
| Mínimo | 18.5 | 6.1 | 2510 | 26.9 | 24.0 | 581.6 | 12.0 | 591.0 | 164.0 | 214.0 | 0.0 | 3.1 | 0.25 | 0.00 | 0.0 | 0.00 | 0.00 |
| Media | 19.8 | 7.5 | 14964 | 389.6 | 377.4 | 2568.1 | 44.0 | 5043.4 | 689.0 | 385.0 | 0.0 | 7.1 | 0.8 | 0.05 | 47.6 | 0.00 | 0.00 |
| Mediana | 19.6 | 7.6 | 15610 | 499.0 | 428.5 | 2299.5 | 36.3 | 5202.0 | 614.8 | 430.8 | 0.0 | 7.3 | 0.7 | 0.00 | 16.7 | 0.00 | 0.00 |
| Desv. Típica | 0.9 | 0.6 | 8253 | 266.1 | 252.0 | 1734.3 | 29.7 | 3394.8 | 446.4 | 123.4 | 0.0 | 6.5 | 0.5 | 0.7 | 77.1 | 0.00 | 0.00 |
| Coef. de variación | 5% | 8% | 55% | 68% | 67% | 68% | 68% | 67% | 65% | 32% | | 92% | 62% | 1351% | 162% | | |

| 41.-S-16BIS | T | pH | Conduct. | $Ca^{2+}$ | $Mg^{2+}$ | $Na^{+}$ | $K^{+}$ | $Cl^{-}$ | $SO_4^{2-}$ | $HCO_3^{-}$ | $CO_3^{2-}$ | $SiO_2$ | B | $PO_4^{3-}$ | $NO_3^{-}$ | $NO_2^{-}$ | $NH_4^{+}$ |
|---|---|---|---|---|---|---|---|---|---|---|---|---|---|---|---|---|---|
| N° de determinaciones | 19 | 17 | 19 | 18 | 18 | 18 | 18 | 19 | 19 | 18 | 18 | 16 | 14 | 19 | 19 | 19 | 15 |
| Máximo | 24.6 | 7.6 | 4570 | 402.3 | 161.2 | 525.0 | 19.4 | 1185.0 | 530.9 | 510.9 | 0.0 | 11.8 | 0.39 | 16.73 | 190.3 | 2.20 | 1.10 |
| Mínimo | 17.4 | 7.0 | 1699 | 136.0 | 49.0 | 141.0 | 4.3 | 160.4 | 225.0 | 381.3 | 0.0 | 7.3 | 0.03 | 0.00 | 0.0 | 0.00 | 0.00 |
| Media | 19.9 | 7.2 | 3428 | 307.2 | 112.1 | 284.4 | 11.0 | 671.9 | 401.2 | 439.2 | 0.0 | 9.2 | 0.2 | 3.17 | 86.3 | 0.18 | 0.11 |
| Mediana | 19.2 | 7.1 | 3380 | 316.1 | 120.0 | 277.0 | 9.9 | 616.9 | 403.6 | 436.5 | 0.0 | 9.6 | 0.2 | 0.00 | 87.2 | 0.00 | 0.00 |
| Desv. Típica | 2.4 | 0.2 | 693 | 68.4 | 29.3 | 107.1 | 4.5 | 221.4 | 80.2 | 35.3 | 0.0 | 2.8 | 0.1 | 17.8 | 53.9 | 0.52 | 0.30 |
| Coef. de variación | 12% | 2% | 20% | 22% | 26% | 38% | 41% | 33% | 20% | 8% | | 31% | 42% | 561% | 62% | 293% | 285% |
| 42.-H6-N17-3 | T | pH | Conduct. | $Ca^{2+}$ | $Mg^{2+}$ | $Na^{+}$ | $K^{+}$ | $Cl^{-}$ | $SO_4^{2-}$ | $HCO_3^{-}$ | $CO_3^{2-}$ | $SiO_2$ | B | $PO_4^{3-}$ | $NO_3^{-}$ | $NO_2^{-}$ | $NH_4^{+}$ |
| N° de determinaciones | 1 | 1 | 1 | 1 | 1 | 1 | 1 | 1 | 1 | 1 | 1 | 1 | 0 | 1 | 1 | 1 | 1 |
| Máximo | 19.6 | 7.6 | 1358 | 137.0 | 40.0 | 127.0 | 5.0 | 145.5 | 264.3 | 327.9 | 0.0 | 9.2 | | 0.00 | 61.8 | 0.00 | 0.00 |
| Mínimo | 19.6 | 7.6 | 1358 | 137.0 | 40.0 | 127.0 | 5.0 | 145.5 | 264.3 | 327.9 | 0.0 | 9.2 | | 0.00 | 61.8 | 0.00 | 0.00 |
| Media | 19.6 | 7.6 | 1358 | 137.0 | 40.0 | 127.0 | 5.0 | 145.5 | 264.3 | 327.9 | 0.0 | 9.2 | | 0.00 | 61.8 | 0.00 | 0.00 |
| Mediana | 19.6 | 7.6 | 1358 | 137.0 | 40.0 | 127.0 | 5.0 | 145.5 | 264.3 | 327.9 | 0.0 | 9.2 | | 0.00 | 61.8 | 0.00 | 0.00 |
| Desv. Típica | | | | | | | | | | | | | | | | | |
| Coef. de variación | | | | | | | | | | | | | | | | | |
| 43.-H6-19-2 | T | pH | Conduct. | $Ca^{2+}$ | $Mg^{2+}$ | $Na^{+}$ | $K^{+}$ | $Cl^{-}$ | $SO_4^{2-}$ | $HCO_3^{-}$ | $CO_3^{2-}$ | $SiO_2$ | B | $PO_4^{3-}$ | $NO_3^{-}$ | $NO_2^{-}$ | $NH_4^{+}$ |
| N° de determinaciones | 19 | 17 | 19 | 18 | 18 | 18 | 18 | 19 | 19 | 18 | 18 | 16 | 14 | 19 | 19 | 19 | 15 |
| Máximo | 24.7 | 7.7 | 3080 | 488.1 | 96.0 | 221.3 | 11.1 | 422.3 | 2836.8 | 404.1 | 0.0 | 13.0 | 0.23 | 9.14 | 353.7 | 1.30 | 2.00 |
| Mínimo | 17.2 | 7.0 | 1776 | 206.2 | 48.0 | 85.9 | 2.8 | 89.4 | 266.1 | 286.7 | 0.0 | 7.7 | 0.05 | 0.00 | 137.4 | 0.00 | 0.00 |
| Media | 20.2 | 7.3 | 2276 | 264.8 | 71.4 | 134.5 | 5.7 | 241.2 | 521.7 | 347.5 | 0.0 | 10.0 | 0.2 | 1.93 | 213.0 | 0.07 | 0.23 |
| Mediana | 19.6 | 7.4 | 2190 | 229.6 | 70.5 | 126.5 | 6.0 | 227.3 | 395.2 | 354.0 | 0.0 | 10.0 | 0.2 | 0.00 | 217.6 | 0.00 | 0.00 |
| Desv. Típica | 2.4 | 0.1 | 432 | 69.7 | 15.9 | 37.7 | 2.0 | 94.2 | 566.4 | 33.1 | 0.0 | 3.1 | 0.1 | 9.8 | 55.7 | 0.30 | 0.57 |
| Coef. de variación | 12% | 2% | 19% | 26% | 22% | 28% | 34% | 39% | 109% | 10% | | 31% | 39% | 505% | 26% | 436% | 250% |
| 44.-H6-21-3 | T | pH | Conduct. | $Ca^{2+}$ | $Mg^{2+}$ | $Na^{+}$ | $K^{+}$ | $Cl^{-}$ | $SO_4^{2-}$ | $HCO_3^{-}$ | $CO_3^{2-}$ | $SiO_2$ | B | $PO_4^{3-}$ | $NO_3^{-}$ | $NO_2^{-}$ | $NH_4^{+}$ |
| N° de determinaciones | 18 | 17 | 18 | 18 | 18 | 18 | 18 | 18 | 18 | 18 | 18 | 16 | 14 | 18 | 18 | 18 | 15 |
| Máximo | 23.6 | 7.5 | 2270 | 264.0 | 102.9 | 144.8 | 22.9 | 254.6 | 544.0 | 457.5 | 0.0 | 14.1 | 0.24 | 6.51 | 221.3 | 0.60 | 1.10 |
| Mínimo | 17.2 | 6.9 | 1748 | 176.8 | 47.8 | 81.6 | 3.1 | 149.1 | 265.0 | 320.4 | 0.0 | 4.3 | 0.00 | 0.00 | 133.0 | 0.00 | 0.00 |
| Media | 19.8 | 7.3 | 1929 | 222.0 | 62.7 | 107.7 | 6.5 | 174.0 | 338.4 | 383.0 | 0.0 | 10.0 | 0.2 | 1.38 | 168.0 | 0.04 | 0.10 |
| Mediana | 19.7 | 7.3 | 1921 | 225.3 | 59.7 | 106.6 | 5.3 | 161.8 | 326.2 | 379.7 | 0.0 | 10.0 | 0.2 | 0.00 | 162.6 | 0.00 | 0.00 |
| Desv. Típica | 2.0 | 0.1 | 147 | 25.3 | 15.3 | 16.1 | 4.4 | 32.5 | 57.7 | 36.7 | 0.0 | 5.3 | 0.1 | 6.7 | 26.2 | 0.14 | 0.29 |
| Coef. de variación | 10% | 2% | 8% | 11% | 24% | 15% | 67% | 19% | 17% | 10% | | 53% | 46% | 485% | 16% | 349% | 296% |
| 45.-H6-N21-1-1 | T | pH | Conduct. | $Ca^{2+}$ | $Mg^{2+}$ | $Na^{+}$ | $K^{+}$ | $Cl^{-}$ | $SO_4^{2-}$ | $HCO_3^{-}$ | $CO_3^{2-}$ | $SiO_2$ | B | $PO_4^{3-}$ | $NO_3^{-}$ | $NO_2^{-}$ | $NH_4^{+}$ |
| N° de determinaciones | 19 | 17 | 19 | 18 | 18 | 18 | 18 | 19 | 19 | 18 | 18 | 16 | 14 | 19 | 19 | 19 | 15 |
| Máximo | 23.3 | 7.5 | 3510 | 498.1 | 144.7 | 227.8 | 21.1 | 568.0 | 2451.5 | 396.5 | 0.0 | 12.5 | 0.32 | 4.29 | 418.1 | 2.10 | 2.80 |
| Mínimo | 15.9 | 7.0 | 2150 | 224.0 | 60.0 | 102.1 | 1.0 | 181.0 | 410.0 | 309.8 | 0.0 | 7.1 | 0.07 | 0.00 | 108.0 | 0.00 | 0.00 |
| Media | 19.1 | 7.3 | 2858 | 346.2 | 101.9 | 162.5 | 8.3 | 324.4 | 650.3 | 342.3 | 0.0 | 9.6 | 0.2 | 0.58 | 297.7 | 0.11 | 0.21 |
| Mediana | 18.1 | 7.3 | 2900 | 334.5 | 103.6 | 152.0 | 8.2 | 301.5 | 557.6 | 331.7 | 0.0 | 9.3 | 0.2 | 0.00 | 305.0 | 0.00 | 0.00 |
| Desv. Típica | 2.4 | 0.2 | 471 | 78.5 | 25.5 | 38.0 | 4.8 | 110.8 | 441.9 | 25.8 | 0.0 | 3.3 | 0.1 | 4.0 | 94.9 | 0.48 | 0.72 |
| Coef. de variación | 12% | 2% | 16% | 23% | 25% | 23% | 57% | 34% | 68% | 8% | | 35% | 39% | 693% | 32% | 427% | 349% |
| 46.-H6-18-3 | T | pH | Conduct. | $Ca^{2+}$ | $Mg^{2+}$ | $Na^{+}$ | $K^{+}$ | $Cl^{-}$ | $SO_4^{2-}$ | $HCO_3^{-}$ | $CO_3^{2-}$ | $SiO_2$ | B | $PO_4^{3-}$ | $NO_3^{-}$ | $NO_2^{-}$ | $NH_4^{+}$ |
| N° de determinaciones | 12 | 11 | 12 | 12 | 12 | 12 | 11 | 12 | 12 | 12 | 12 | 11 | 10 | 12 | 12 | 12 | 11 |
| Máximo | 20.6 | 7.1 | 5490 | 803.5 | 381.0 | 534.5 | 20.0 | 1294.3 | 507.5 | 427.0 | 0.0 | 16.0 | 0.23 | 7.07 | 326.8 | 2.00 | 6.40 |
| Mínimo | 19.2 | 6.6 | 3000 | 324.0 | 70.0 | 169.3 | 6.6 | 515.0 | 241.0 | 362.6 | 0.0 | 8.1 | 0.00 | 0.00 | 143.0 | 0.00 | 0.00 |
| Media | 20.1 | 6.9 | 4412 | 487.6 | 156.5 | 320.2 | 12.5 | 926.6 | 374.1 | 389.3 | 0.0 | 11.0 | 0.1 | 0.59 | 252.8 | 0.32 | 0.72 |
| Mediana | 20.2 | 7.0 | 4560 | 456.7 | 122.6 | 271.6 | 10.6 | 978.2 | 370.0 | 388.9 | 0.0 | 10.5 | 0.1 | 0.00 | 253.8 | 0.00 | 0.00 |
| Desv. Típica | 0.4 | 0.1 | 796 | 145.8 | 87.0 | 137.5 | 5.0 | 314.9 | 65.1 | 22.2 | 0.0 | 4.3 | 0.1 | 6.3 | 53.9 | 0.74 | 1.93 |
| Coef. de variación | 2% | 2% | 18% | 30% | 56% | 43% | 46% | 34% | 17% | 6% | | 39% | 63% | 1073% | 21% | 234% | 269% |

# ANEXO 8

## EVOLUCIÓN TEMPORAL DEL NIVEL PIEZOMÉTRICO

## Y DE LOS PRINCIPALES PARÁMETROS

## HIDROQUÍMICOS ANALIZADOS, EN CADA PUNTO DE

## LA RED DE CONTROL DE CALIDAD ESTABLECIDA

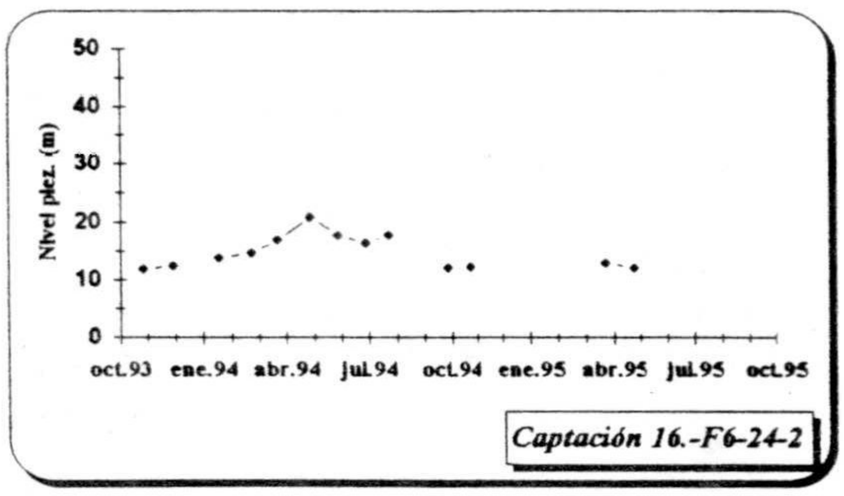


*Captación 16.-F6-24-2*

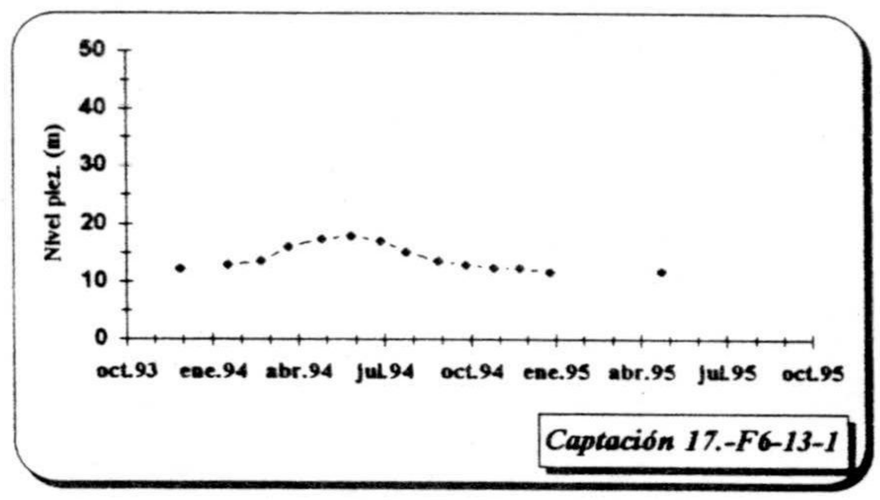


*Captación 17.-F6-13-1*

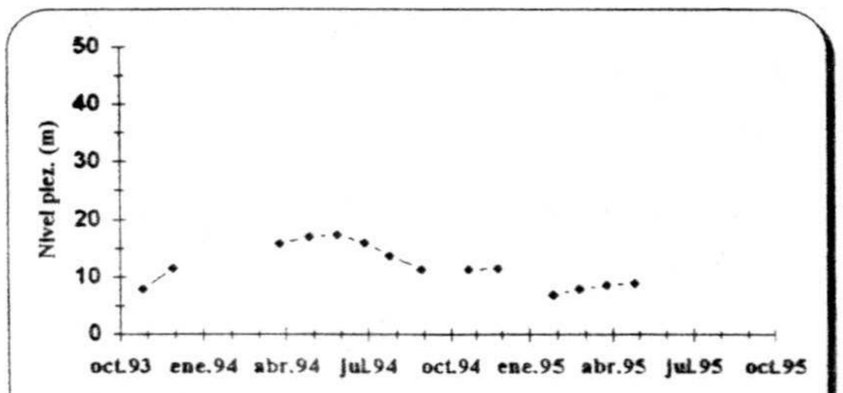


*Captación 18.-G6-2-3*

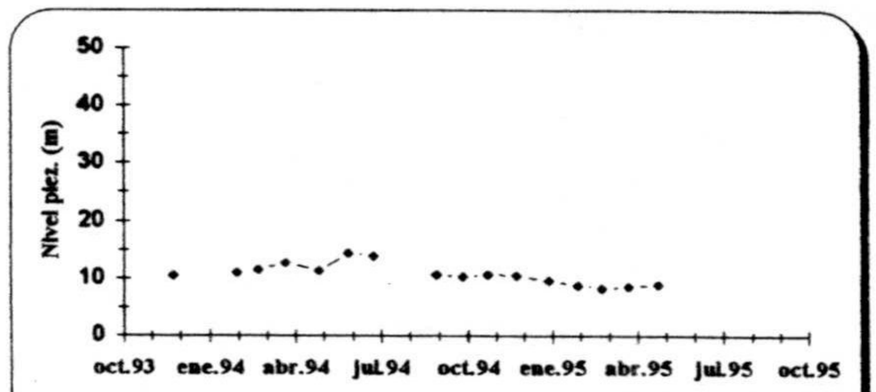


*Captación 19.-G6-5-2*

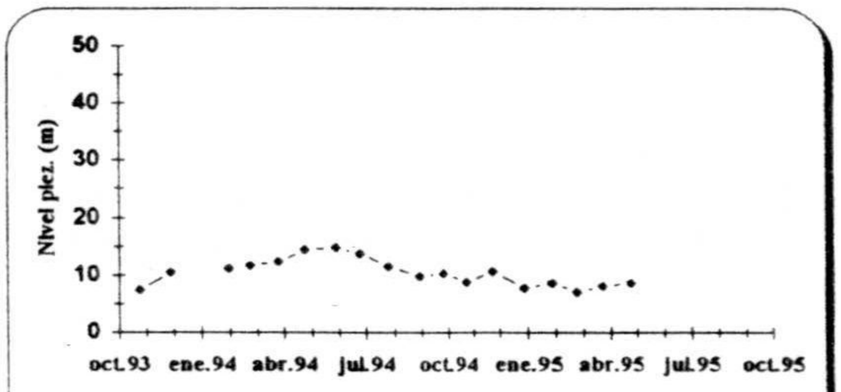


*Captación 20.-G6-6-2*

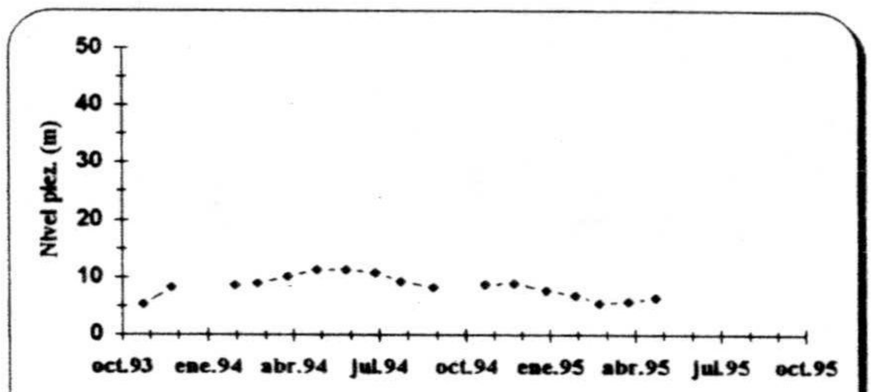


*Captación 23.-G6-11*

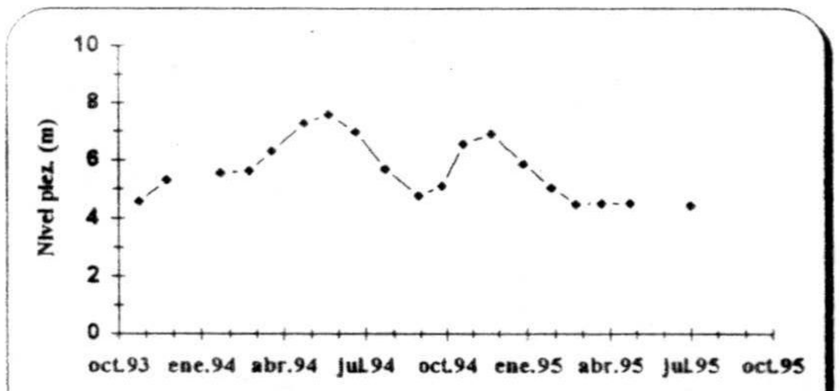


*Captación 26.-G6-19*

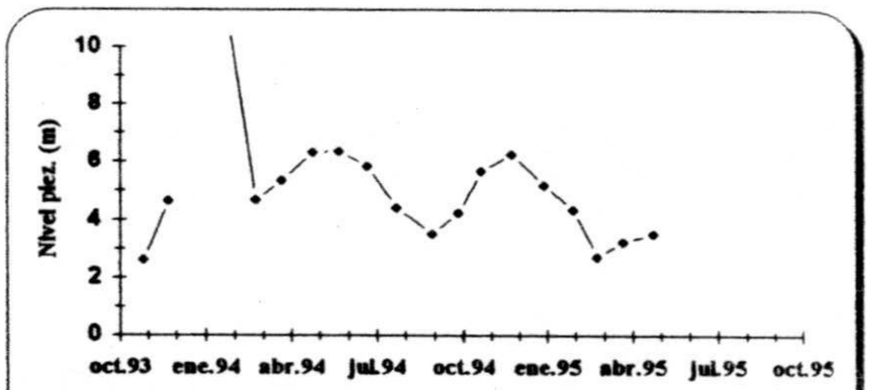


*Captación 27.-G6-28*

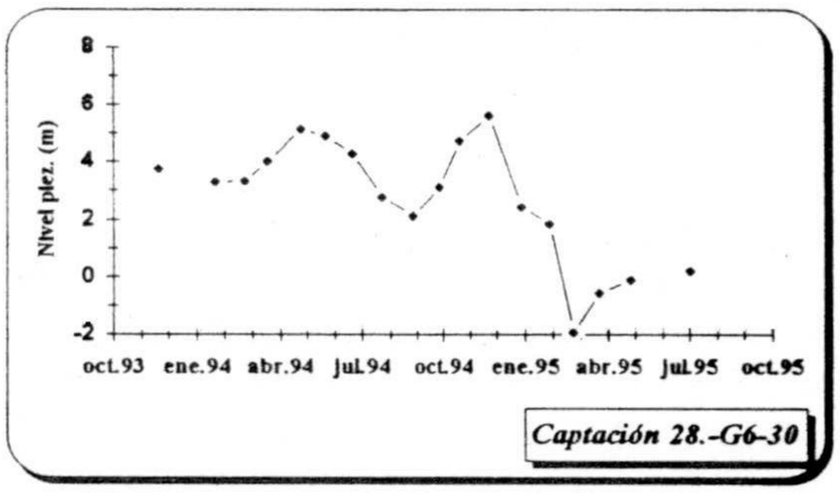


*Captación 28.-G6-30*

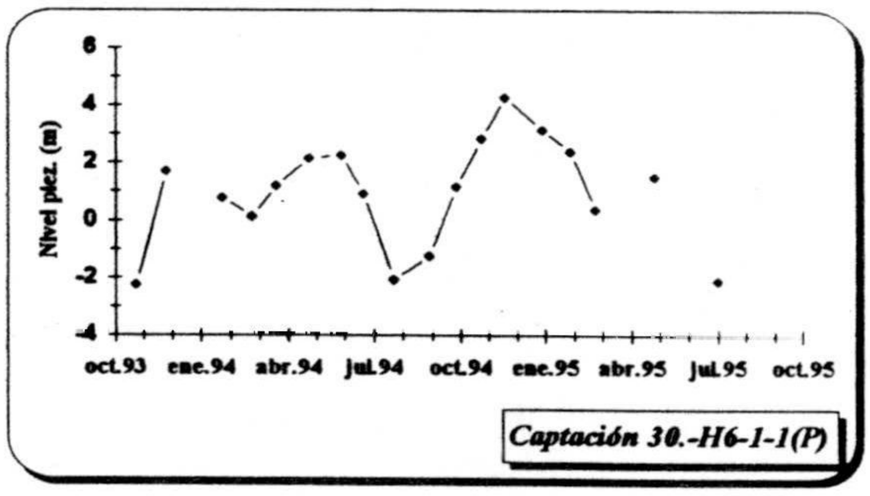


*Captación 30.-H6-1-1(P)*

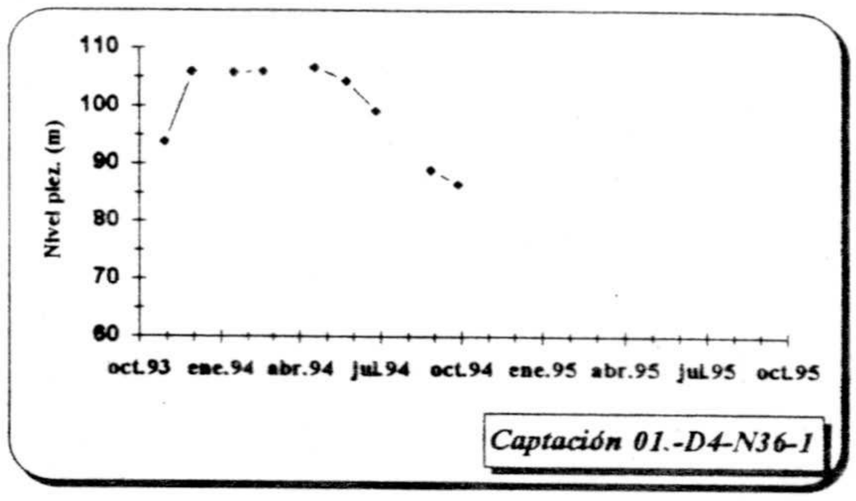


*Captación 01.-D4-N36-1*

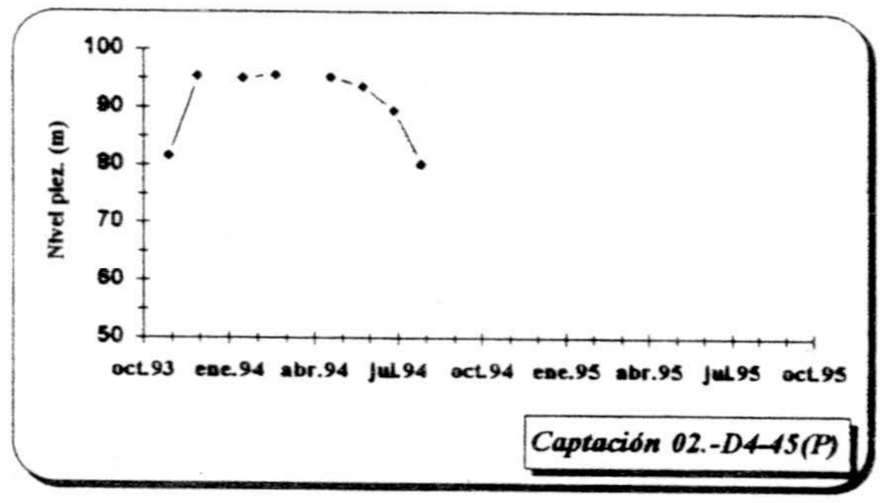


*Captación 02.-D4-45(P)*

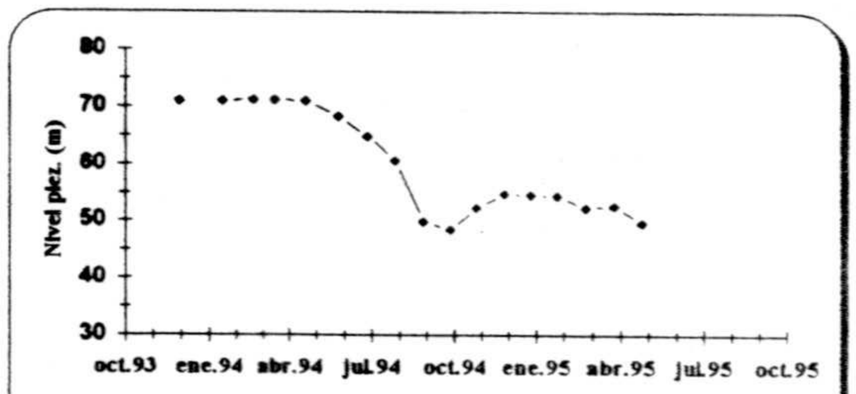


*Captación 03.-E4-4*

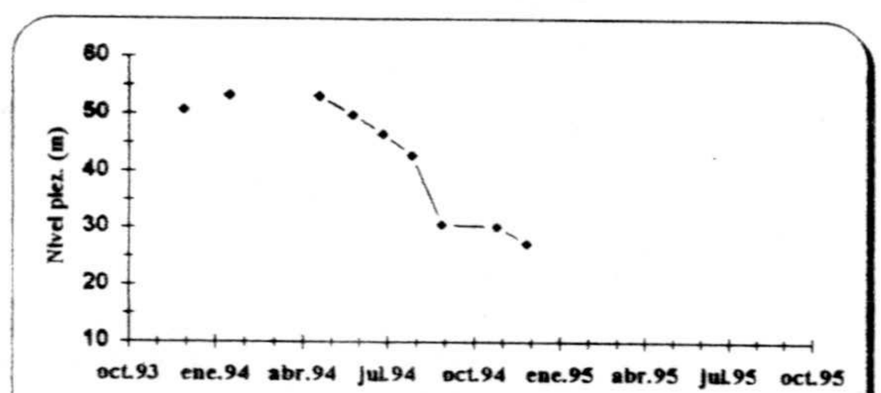


*Captación 05.-E5-8*

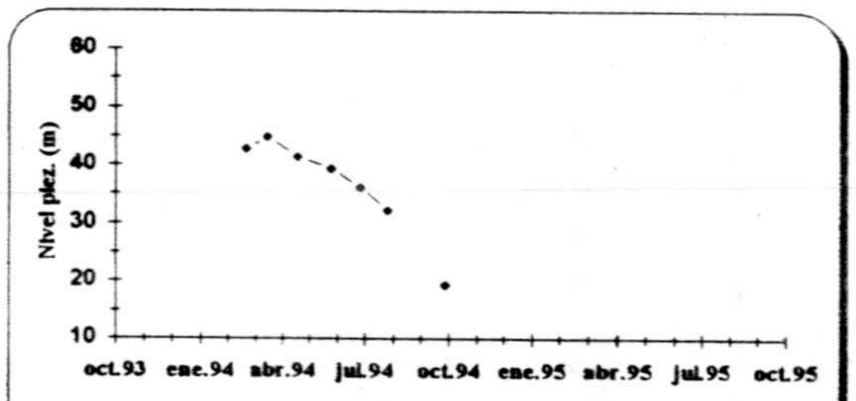


*Captación 07.-E5-24(P)*

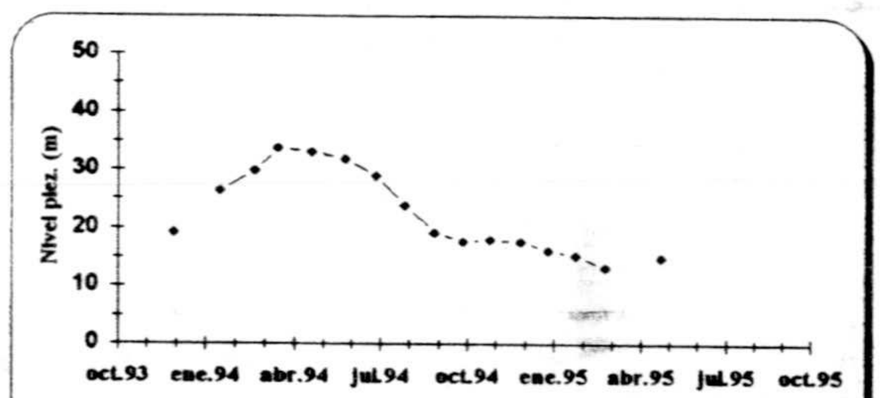


*Captación 08.-F5-16*




*Captación 09.-E6-11*




*Captación 11.-E6-22(P)*

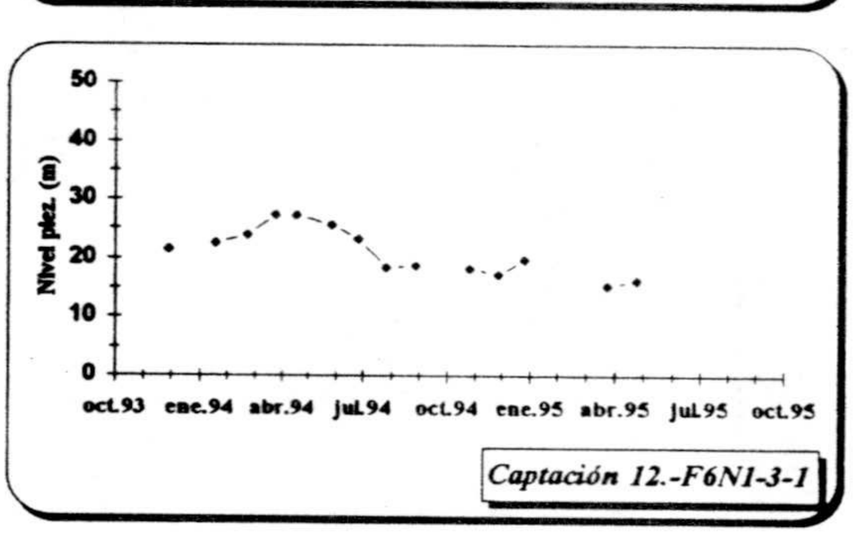


*Captación 12.-F6N1-3-1*

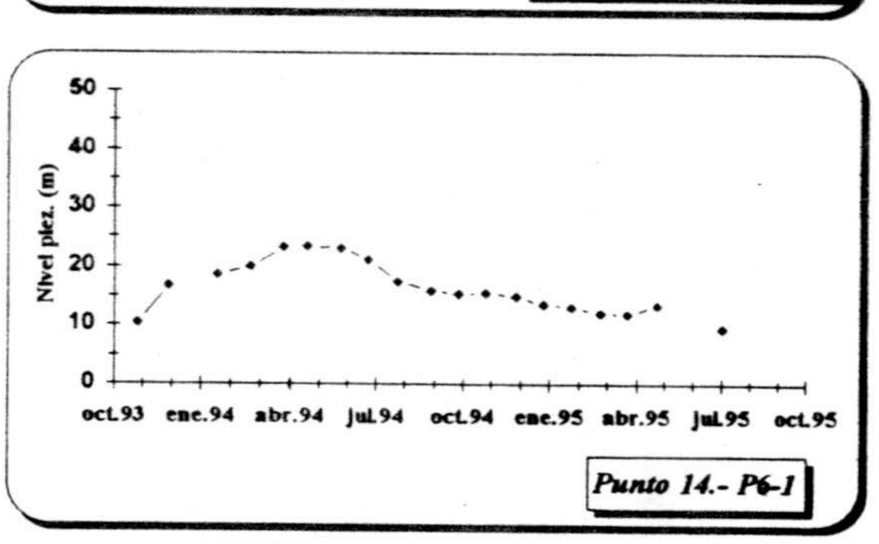


*Punto 14.- P6-1*

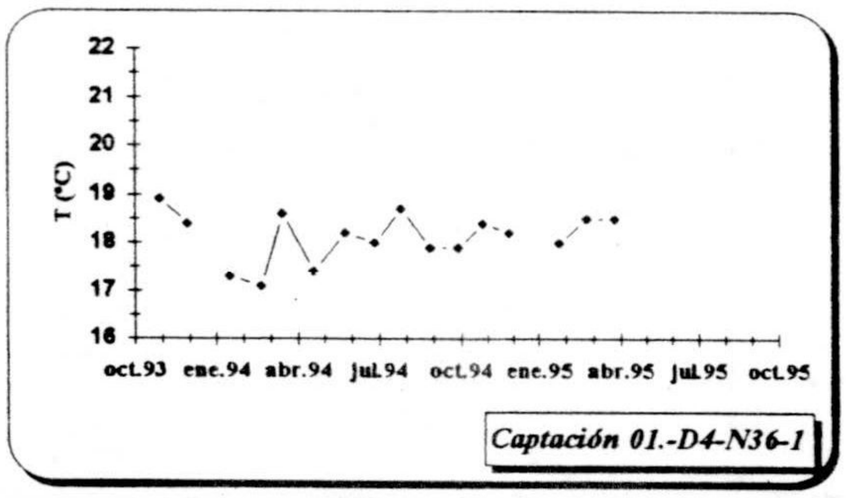


*Captación 01.-D4-N36-1*

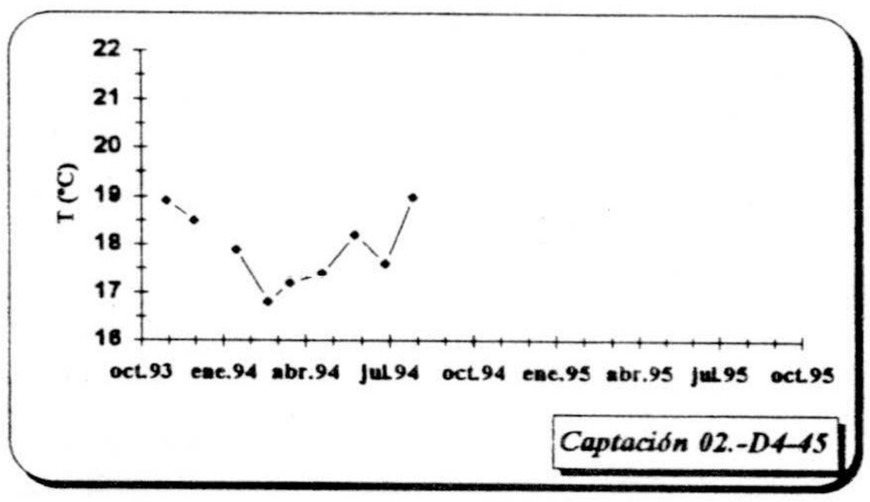


*Captación 02.-D4-45*

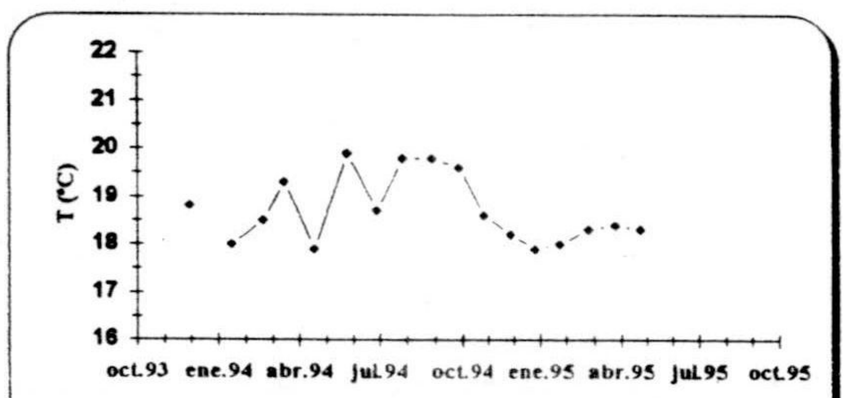


*Captación 03.-E4-4*

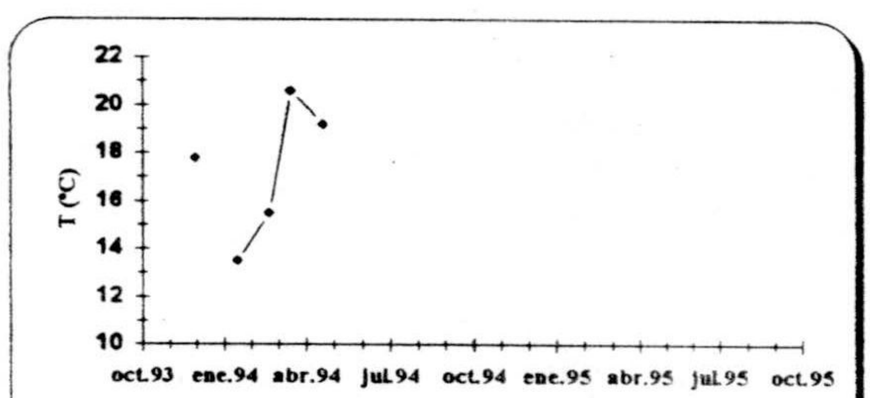


*04.-Río Benamargosa*

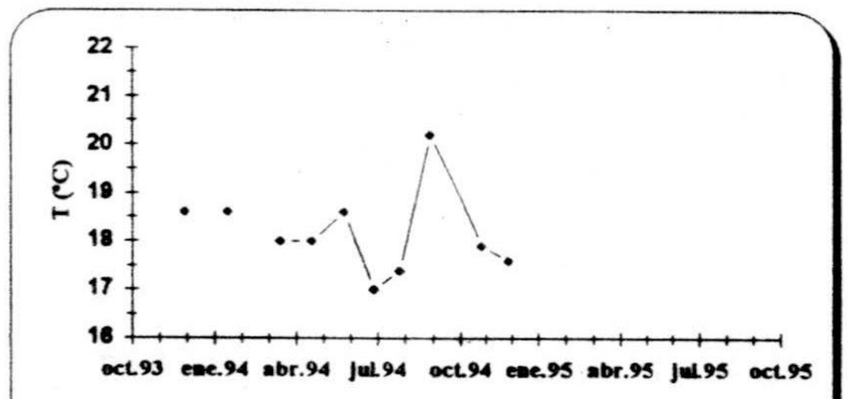


*Captación 05.-E5-8*

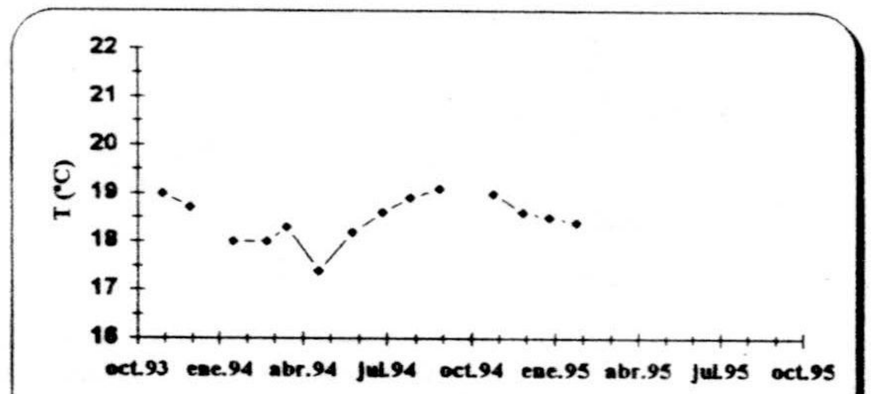


*Captación 06.-E5-19*

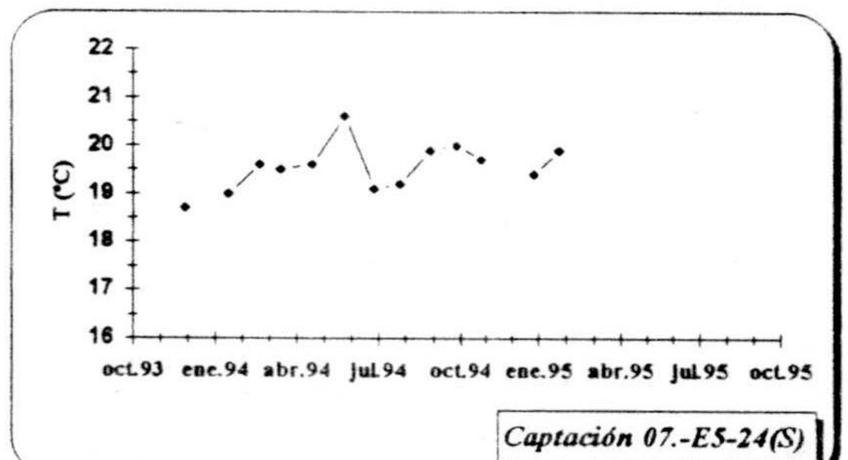


*Captación 07.-E5-24(S)*

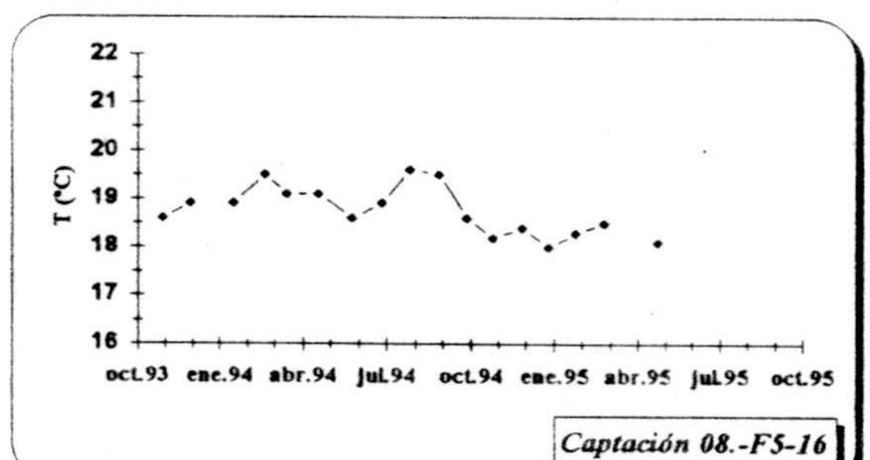


*Captación 08.-F5-16*

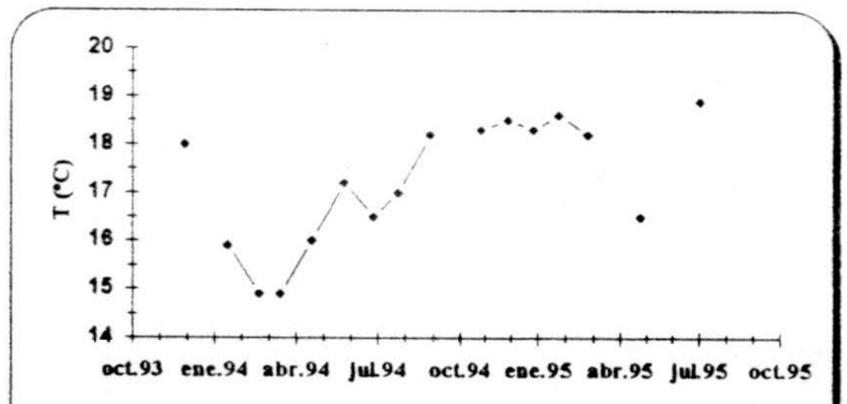


*Captación 09.-E6-11*

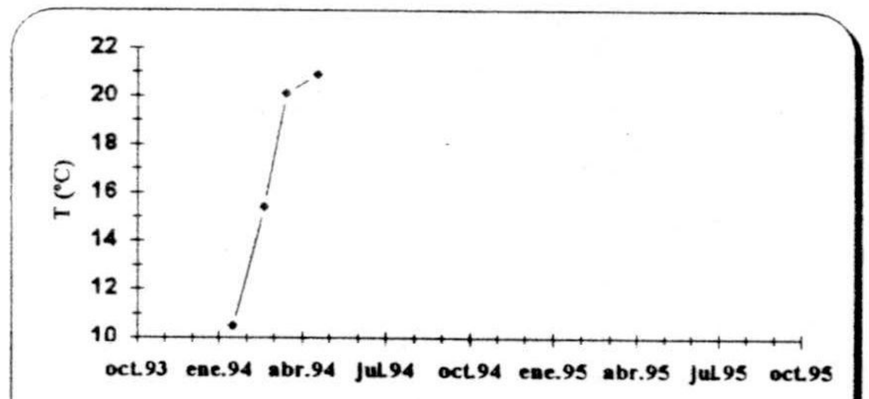


*10.-Río Vélez (1)*

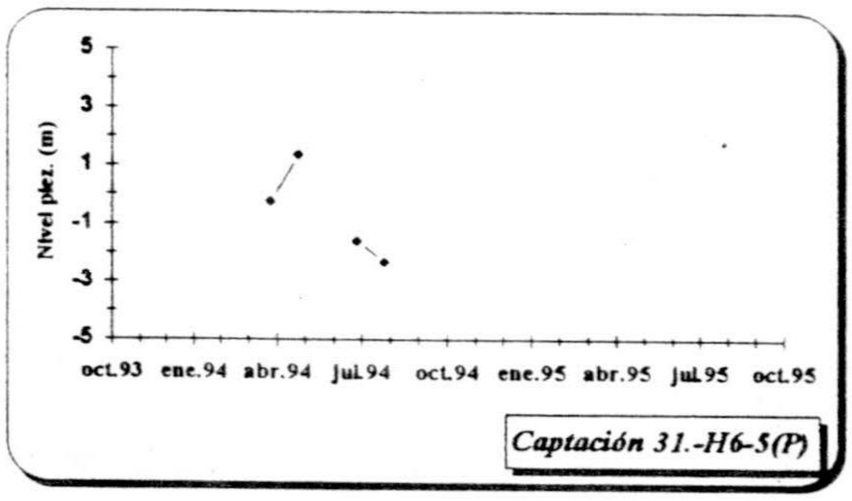


*Captación 31.-H6-5(P)*

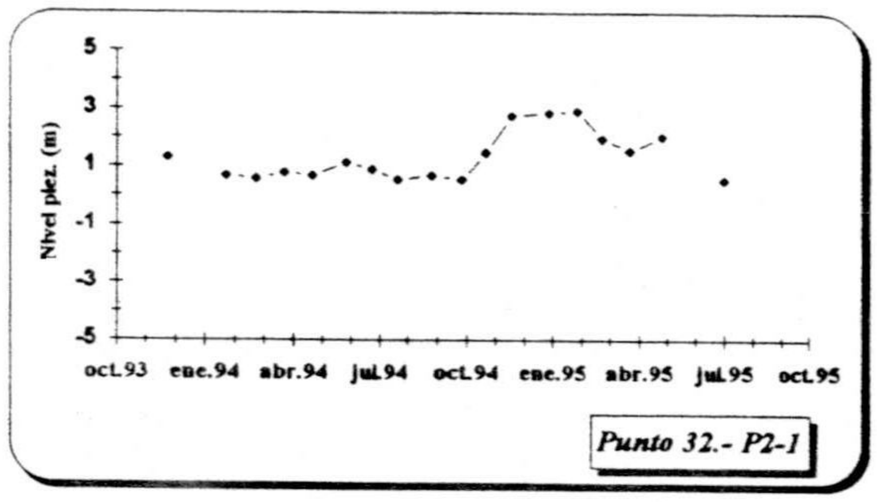


*Punto 32.- P2-1*

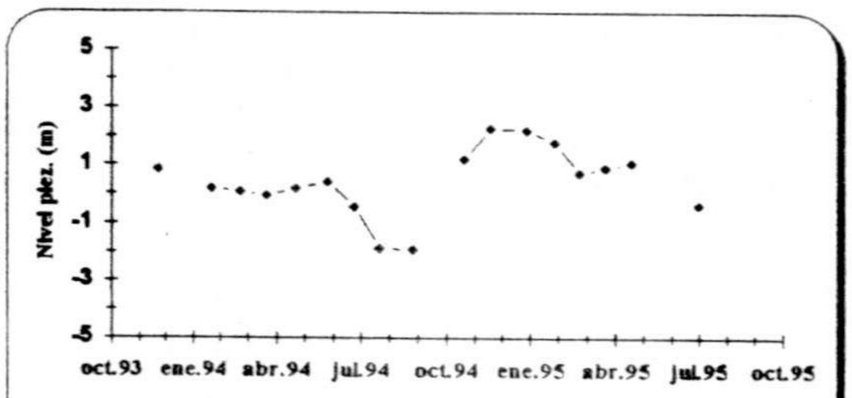


*Captación 33.-H6-12*

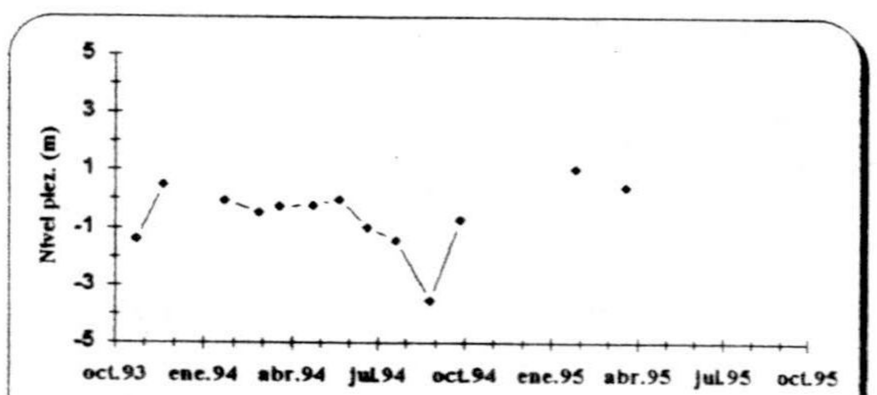


*Captación 35.-H6-16(P)*

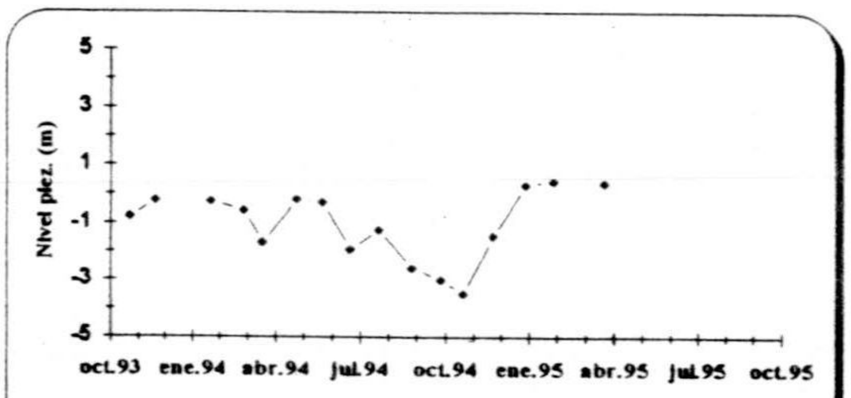


*Captación 37.-H6-18-1*

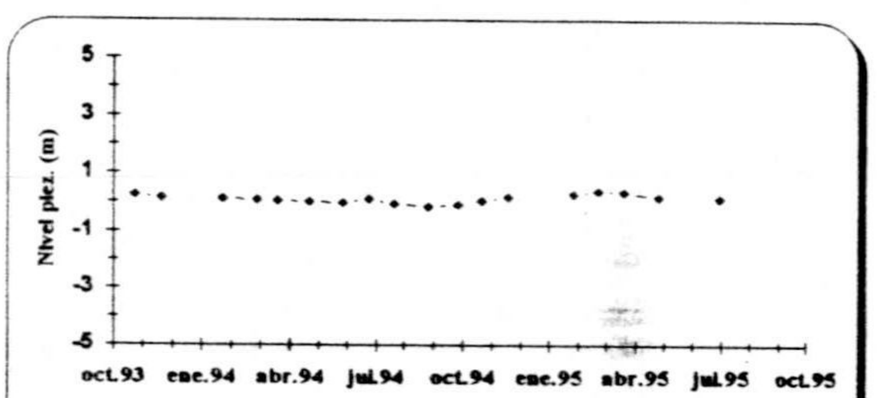


*Captación 38.-H6-20-2*

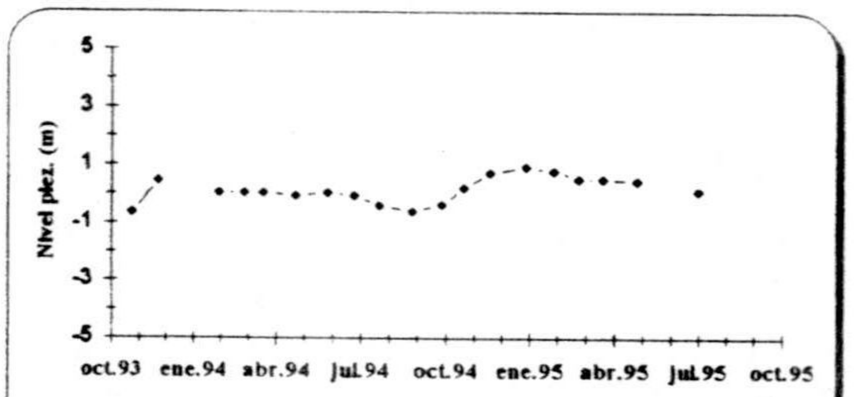


*Punto 40.- S-152*

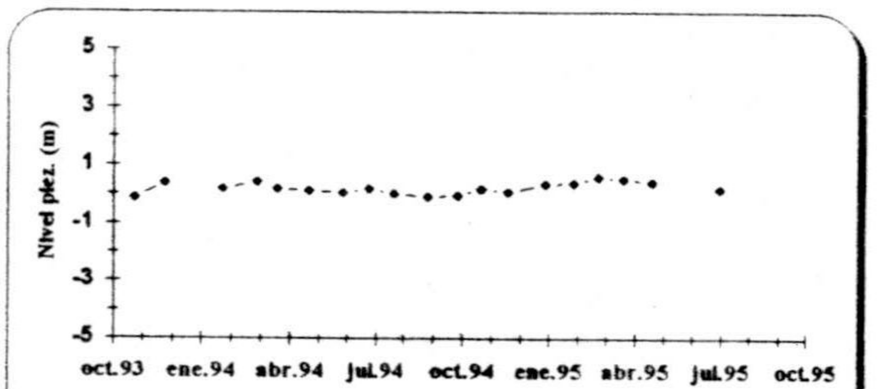


*Punto 41.- S-16Bis*




*Captación 43.-H6-19-2*

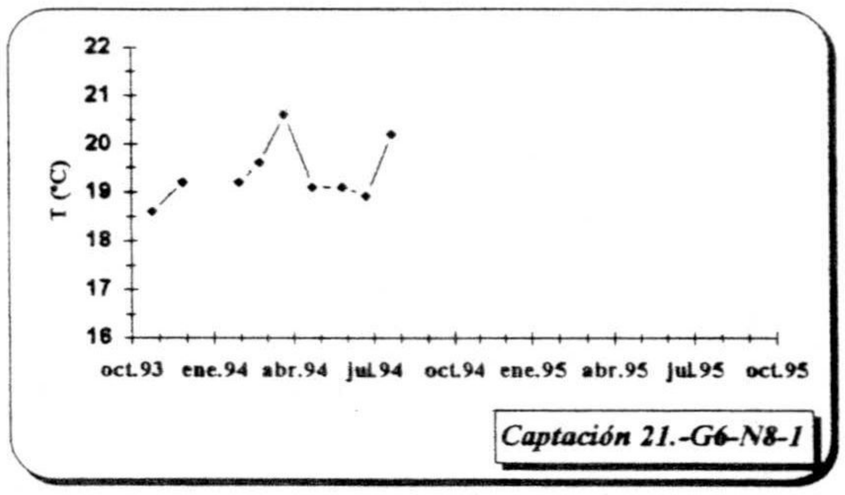


*Captación 21.-G6-N8-1*

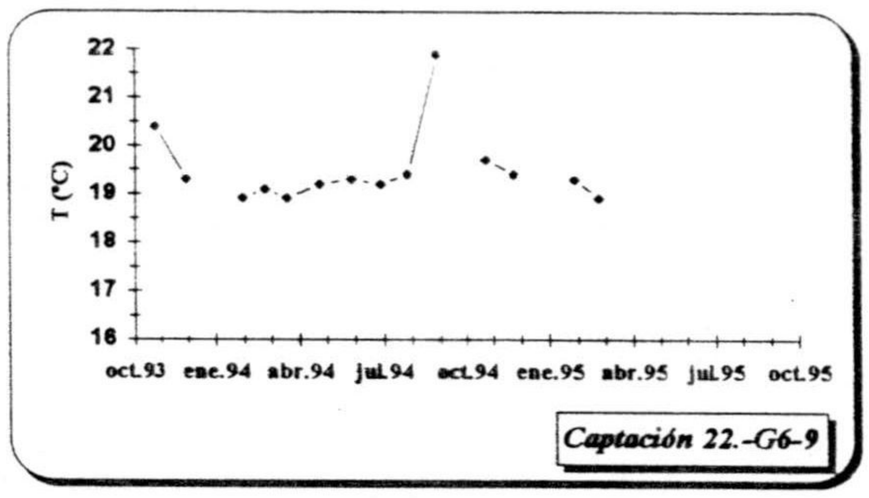


*Captación 22.-G6-9*

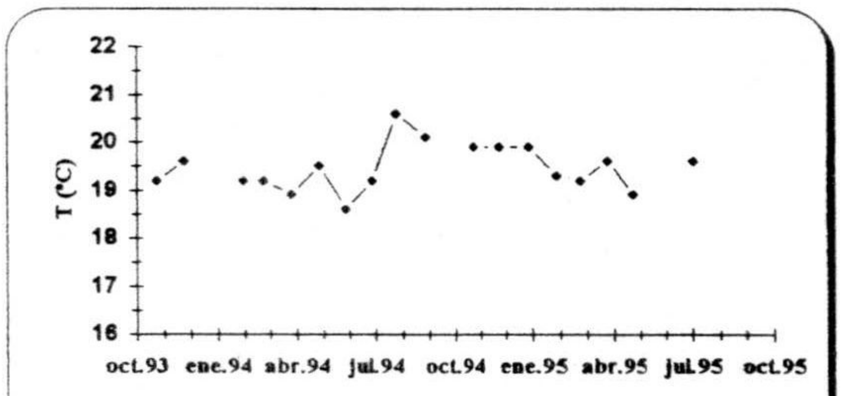


*Captación 23.-G6-N11-1*

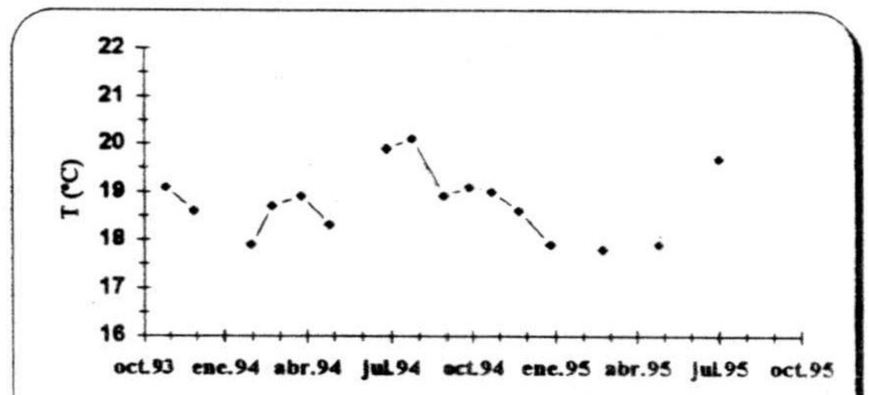


*Captación 24.-G6-N24-1*

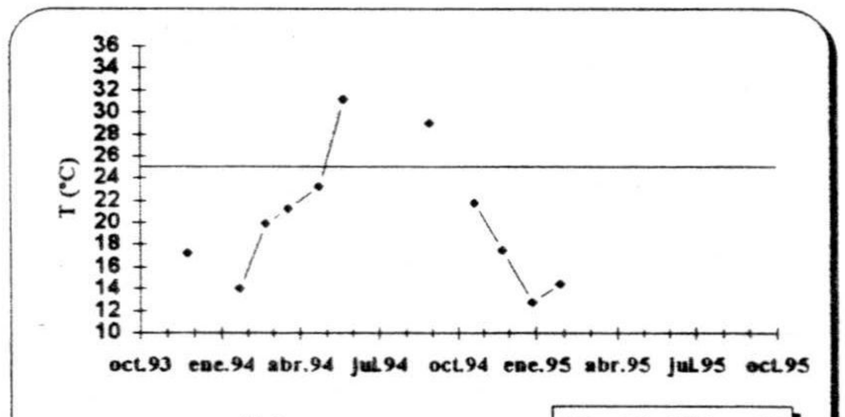


*25.- Río Vélez (2)*

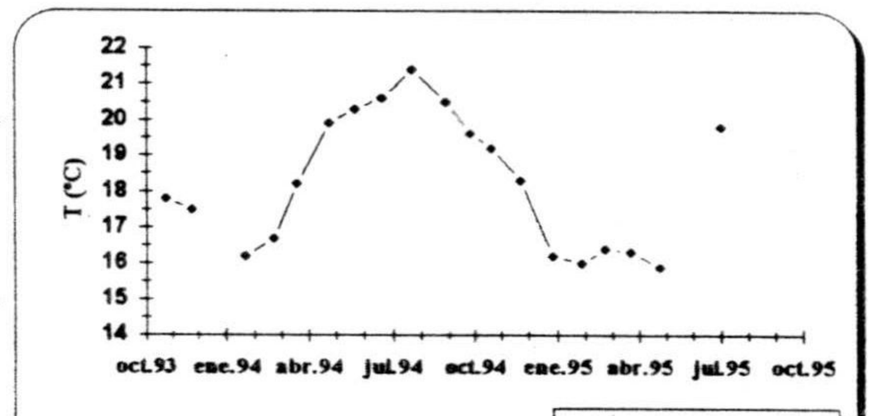


*Captación 26.-G6-19*

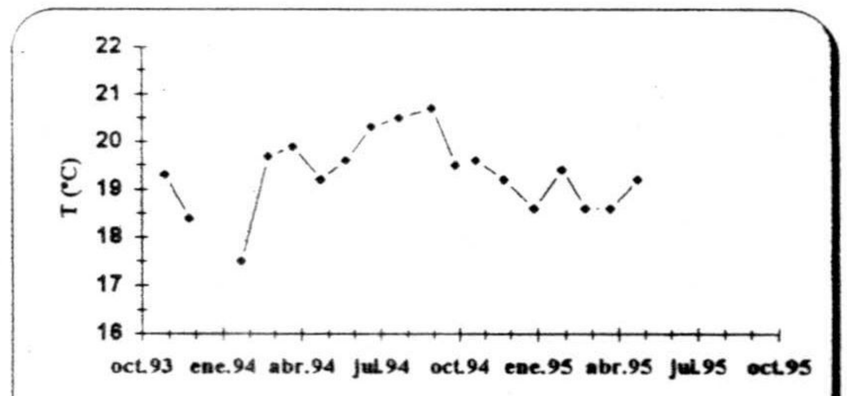


*Captación 27.-G6-28*

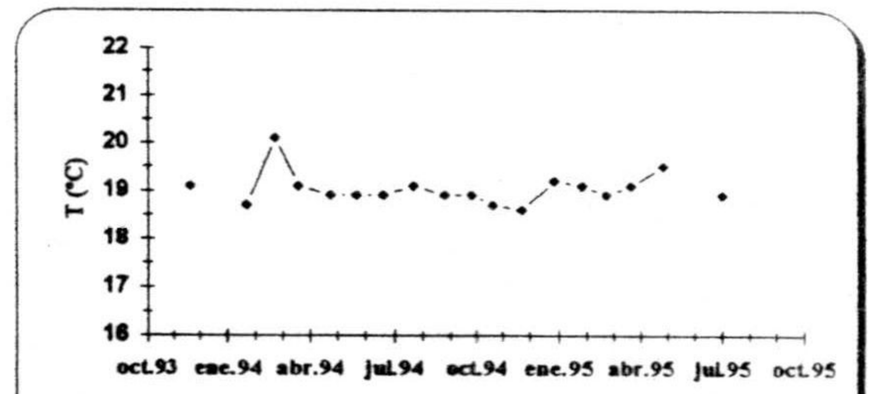


*Captación 28.-G6-30*

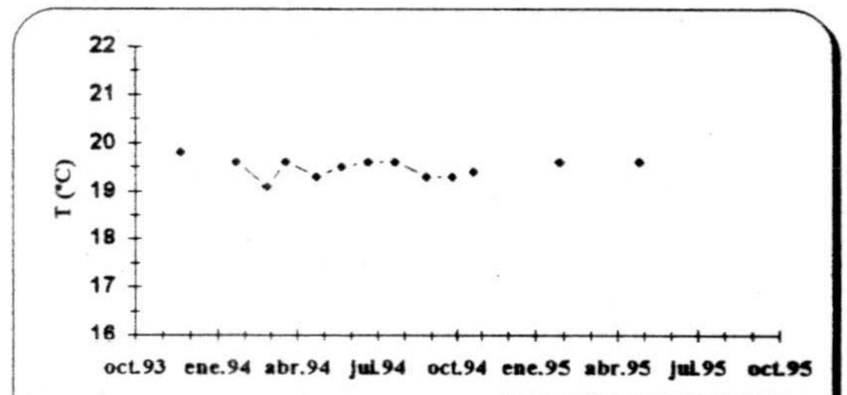


*Captación 29.-G6-32*

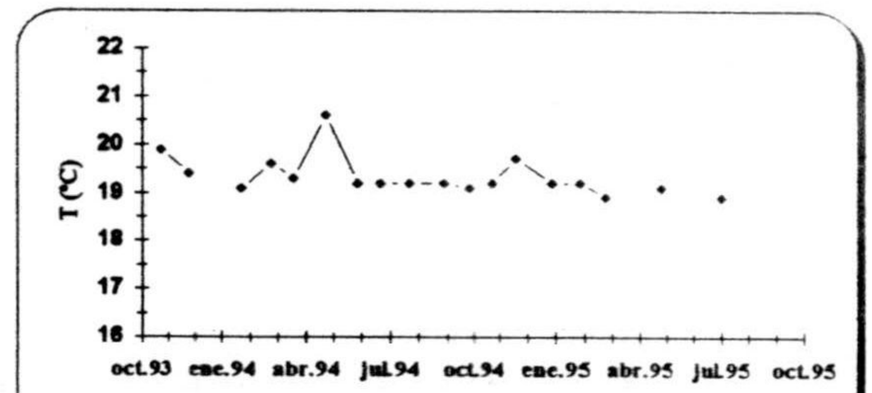


*Captación 30.-H6-1-1-(S)*

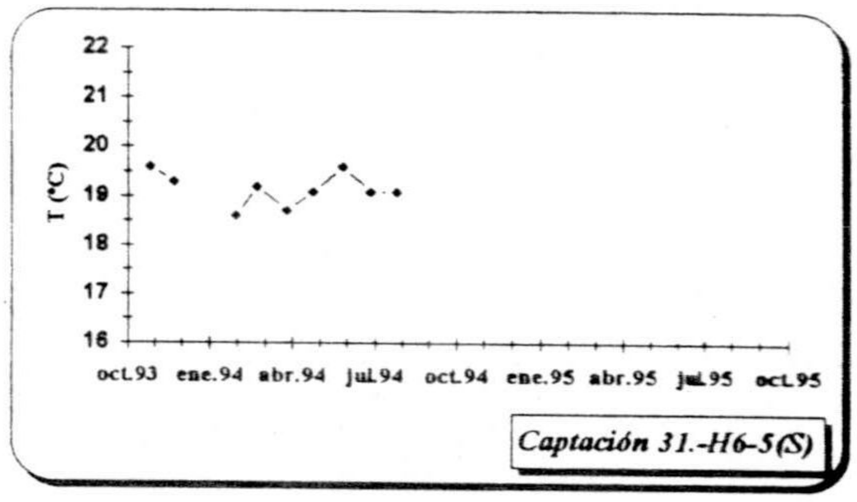


*Captación 31.-H6-5(S)*

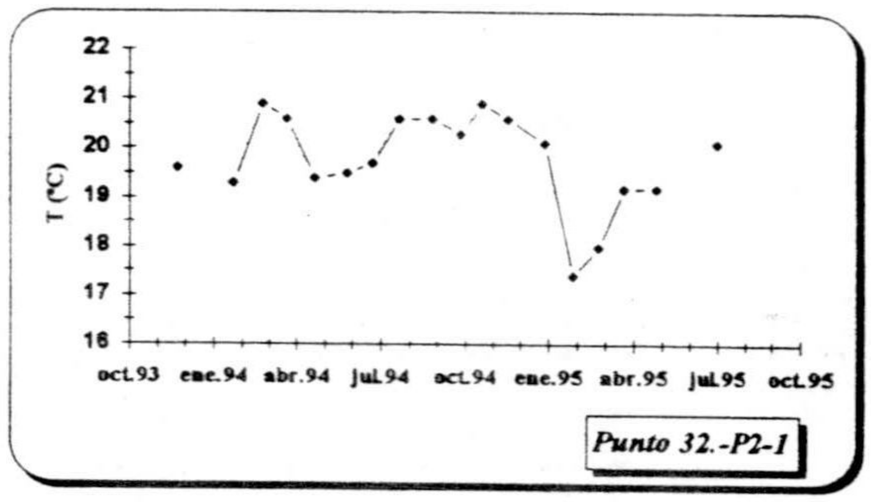


*Punto 32.-P2-1*

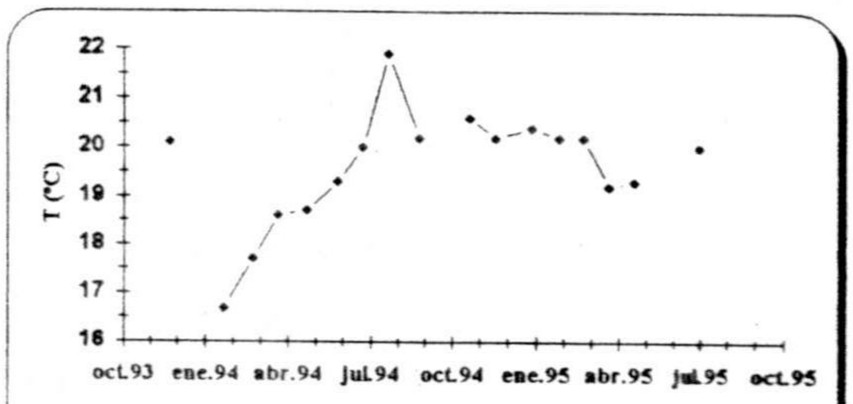


*Captación 33.-H6-12*

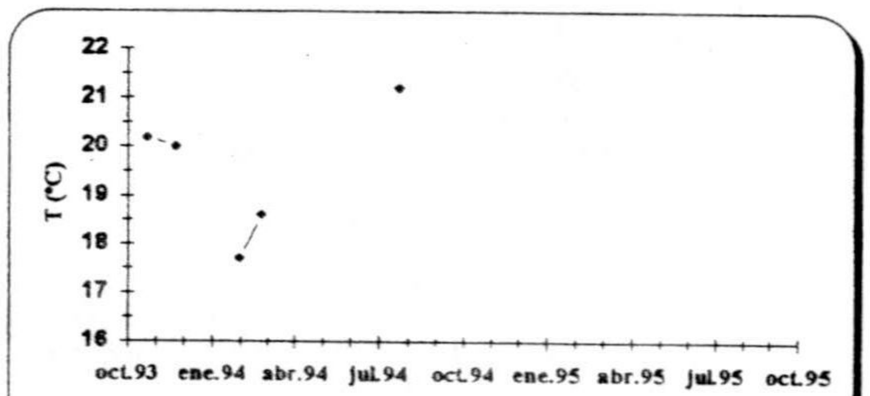


*Captación 34.-H6-14*

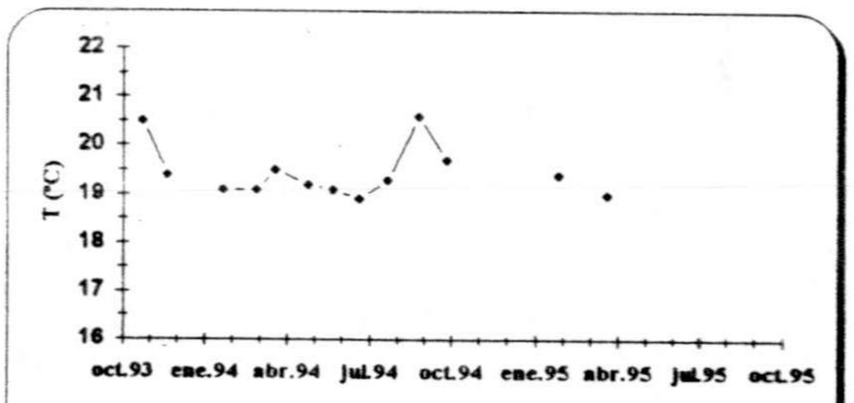


*Captación 35.-H6-16(P)*

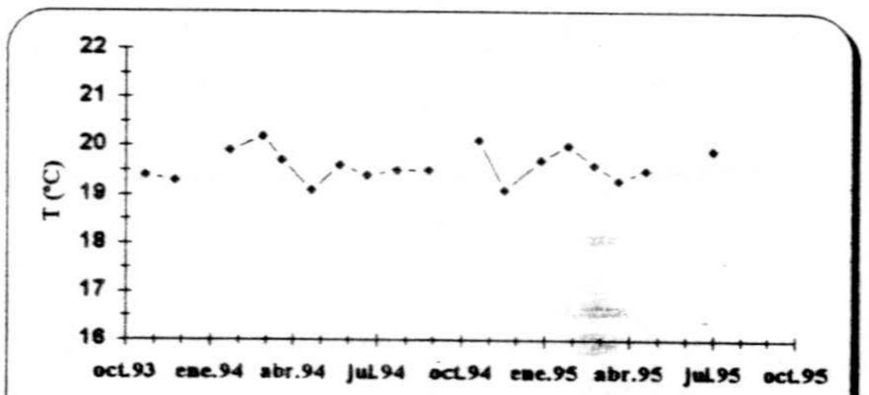


*Captación 36.-H6-17-1*

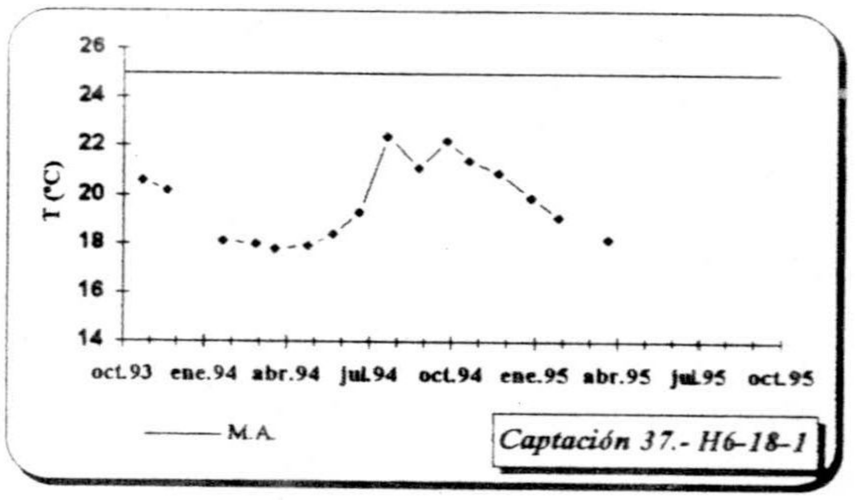


*Captación 37.- H6-18-1*

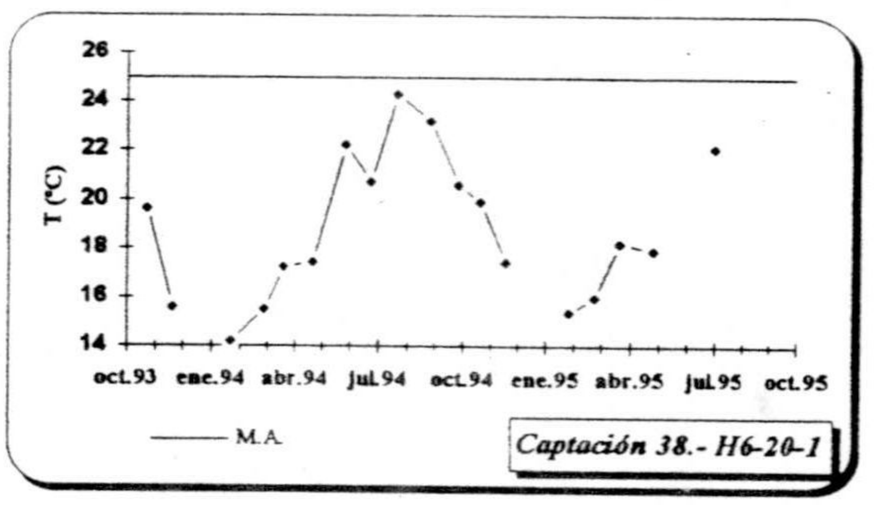


*Captación 38.- H6-20-1*

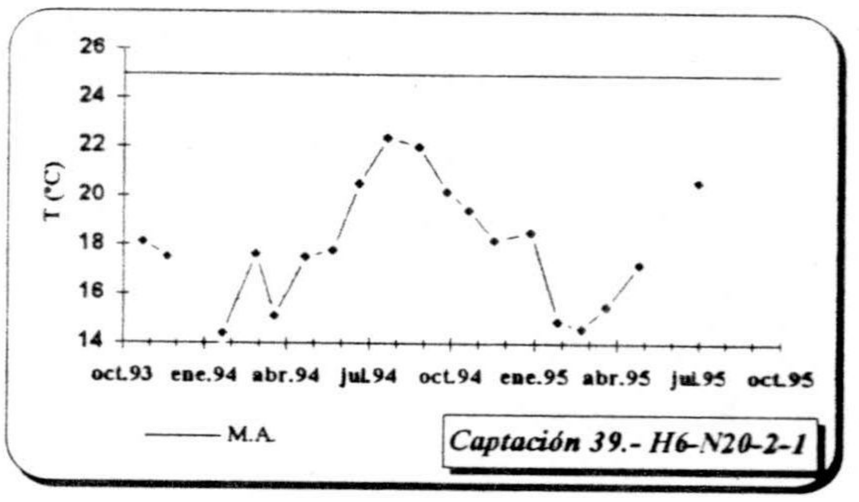


*Captación 39.- H6-N20-2-1*

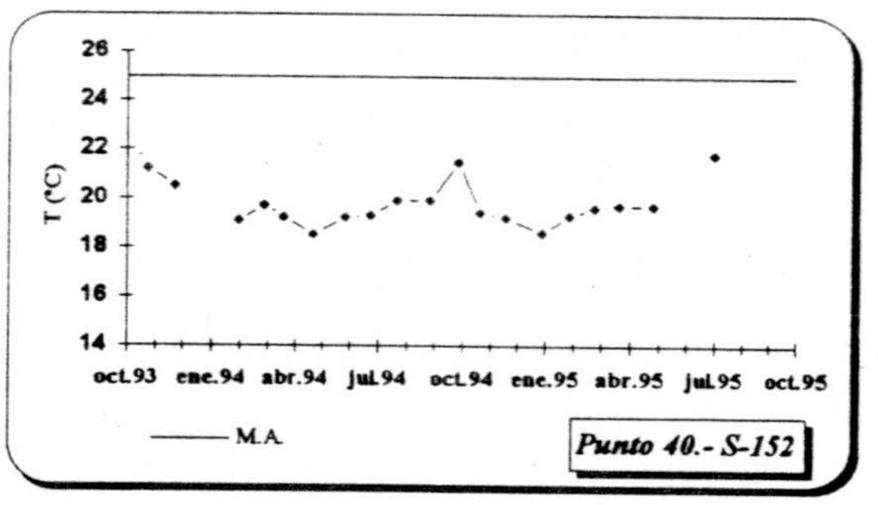


*Punto 40.- S-152*

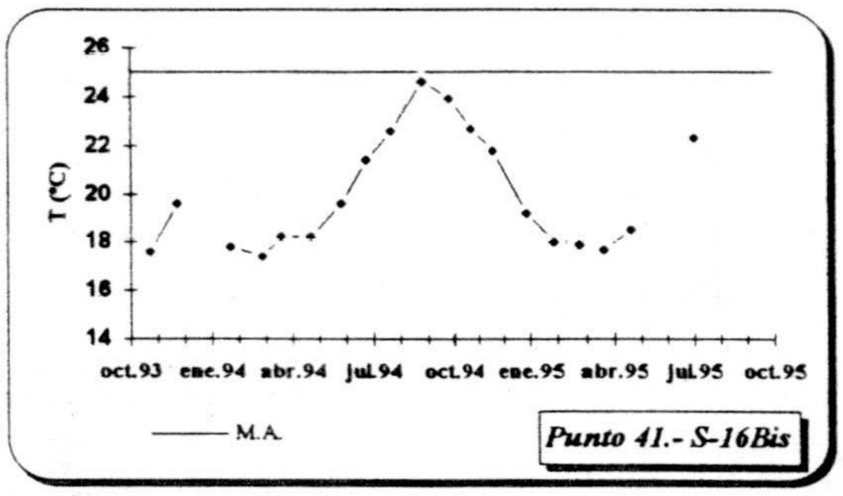


*Punto 41.- S-16Bis*




*Captación 42.- H6-N17-3*

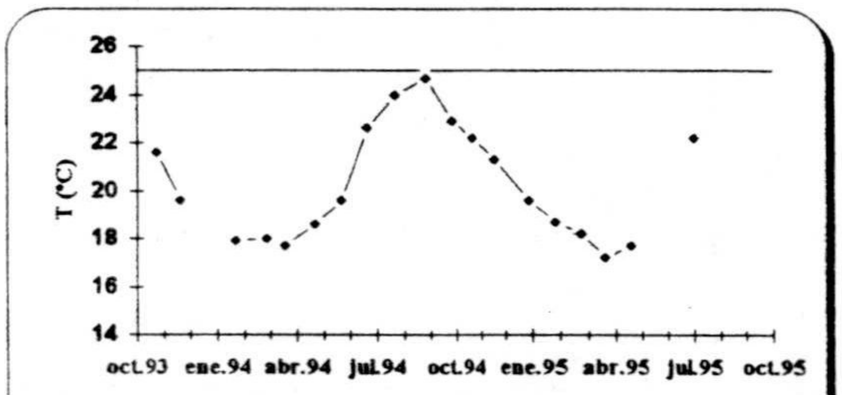


*Captación 43.- H6-19-2*

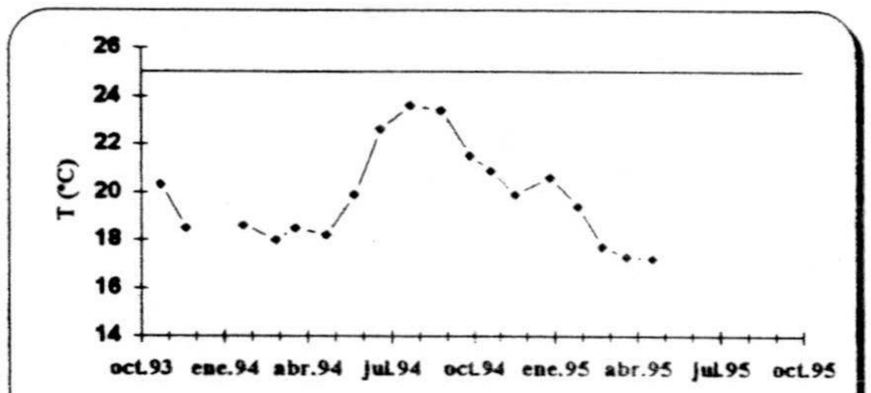


*Captación 44.- H6-21-3*

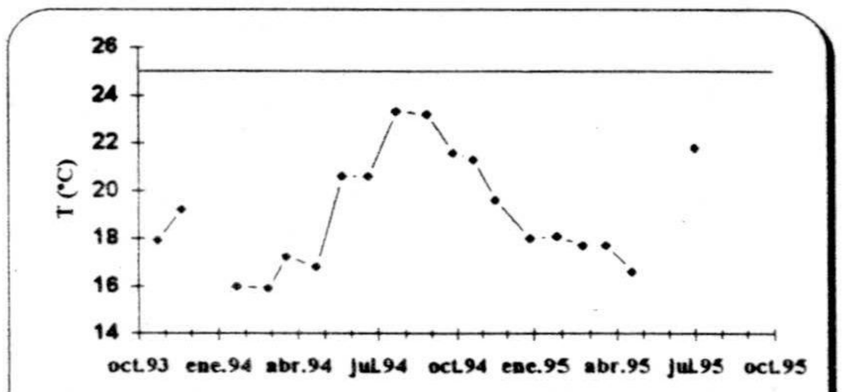


*Captación 45.- H6-N21-1-1*

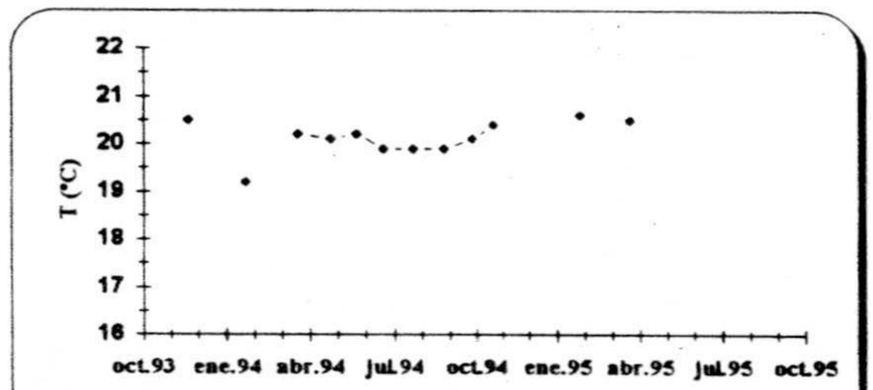


*Captación 46.- H6-18-3*

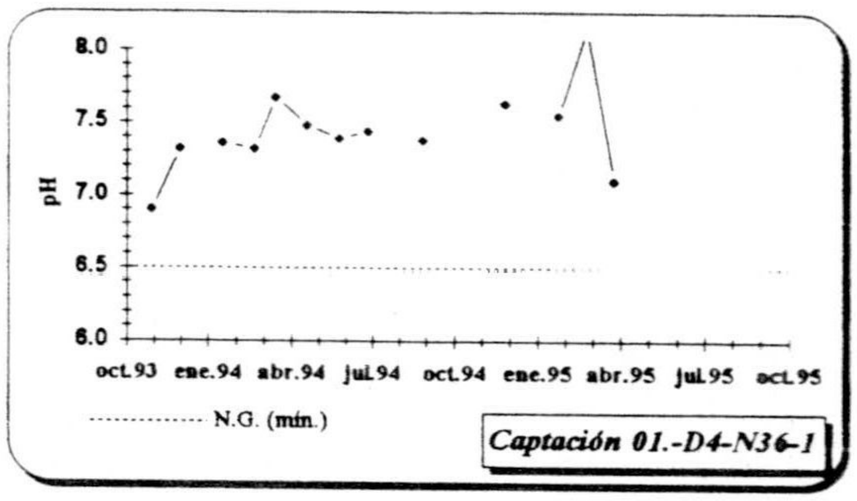


*Captación 01.-D4-N36-1*

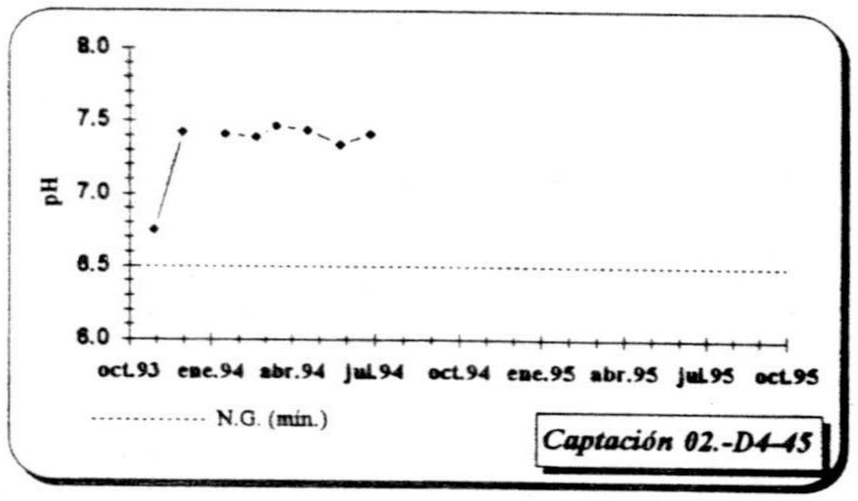


*Captación 02.-D4-45*

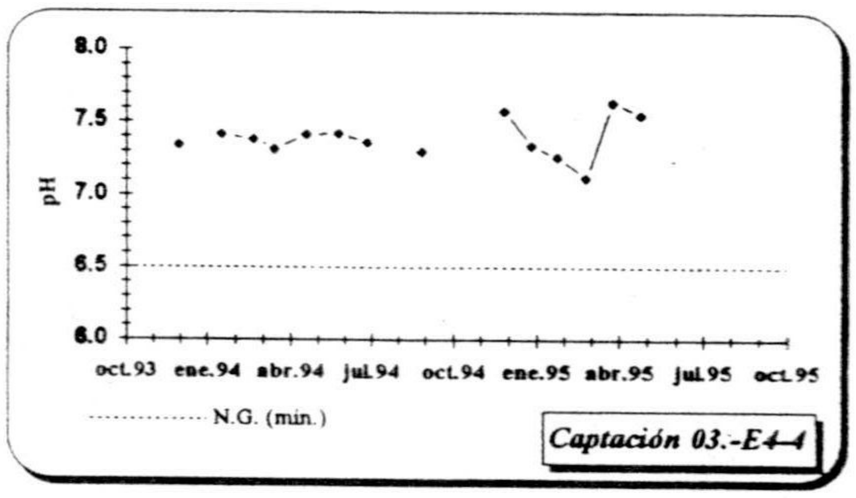


*Captación 03.-E4-4*

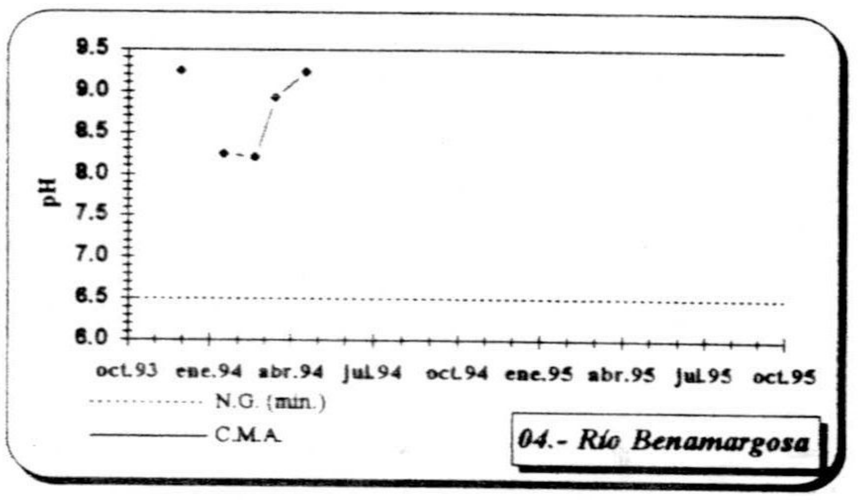


*04.- Río Benamargosa*

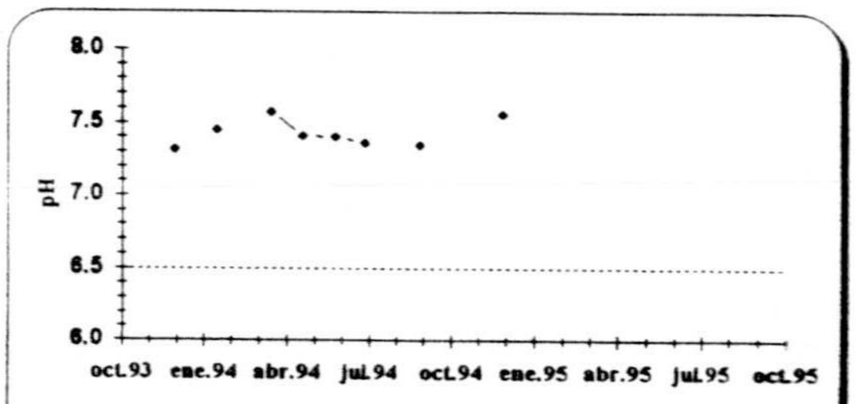


*Captación 05.-E5-8*

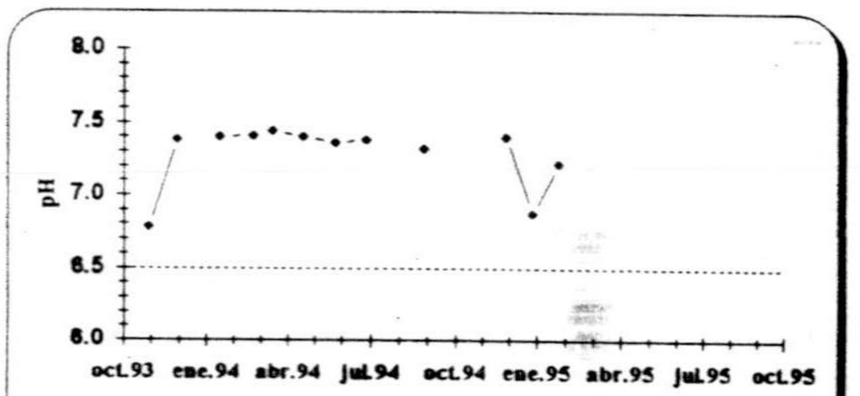


*Captación 06.-E5-19*

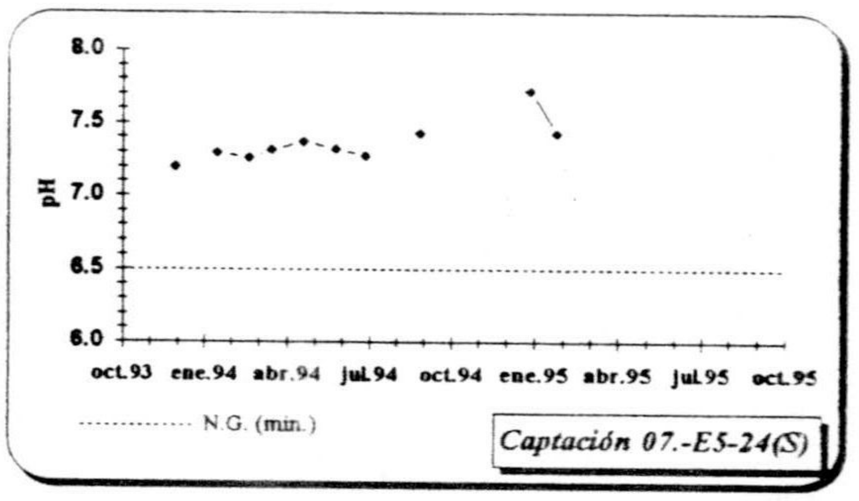


*Captación 07.-E5-24(S)*

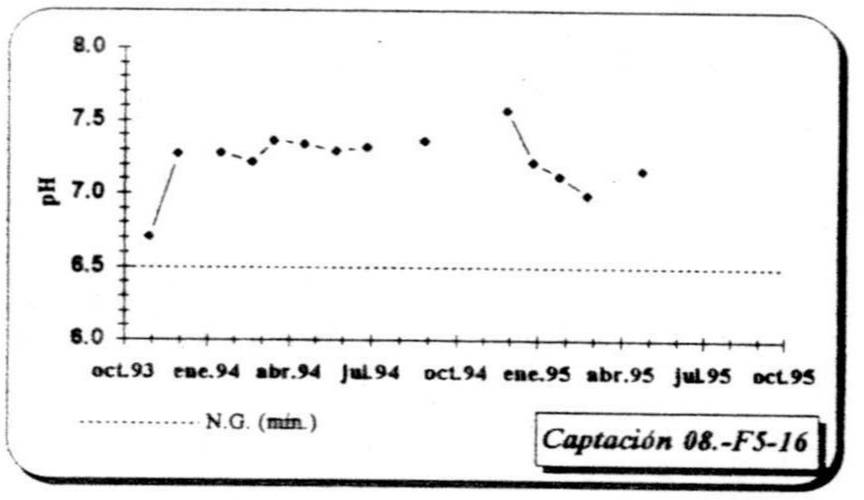


*Captación 08.-F5-16*

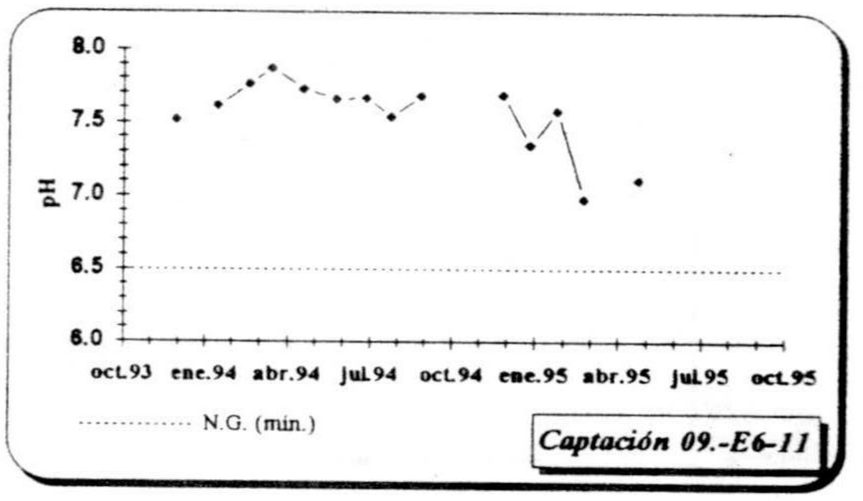


*Captación 09.-E6-11*

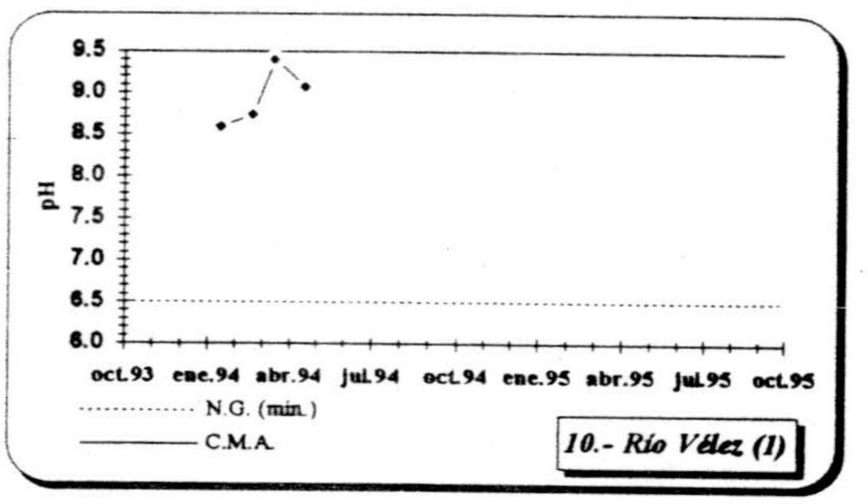


*10.- Río Vélez (I)*

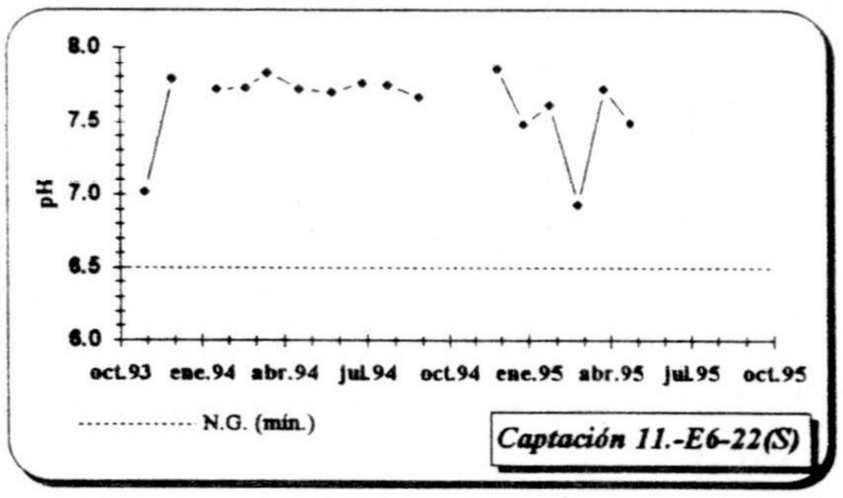


*Captación 11.-E6-22(S)*

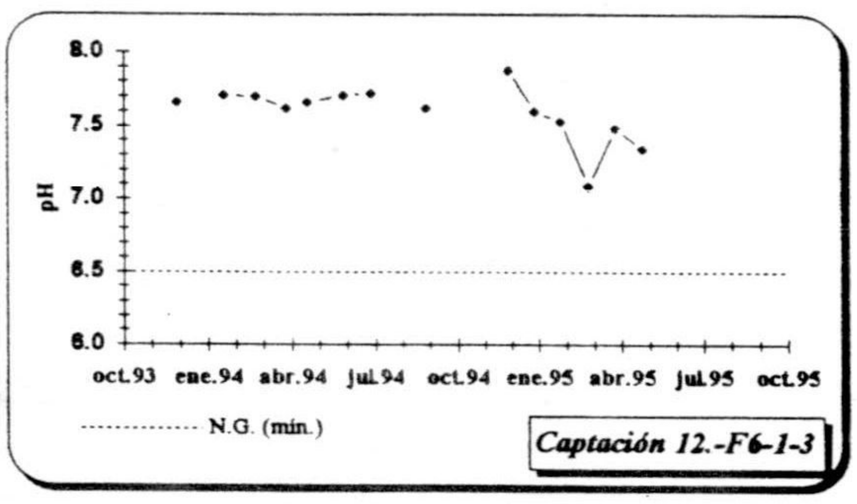


*Captación 12.-F6-1-3*

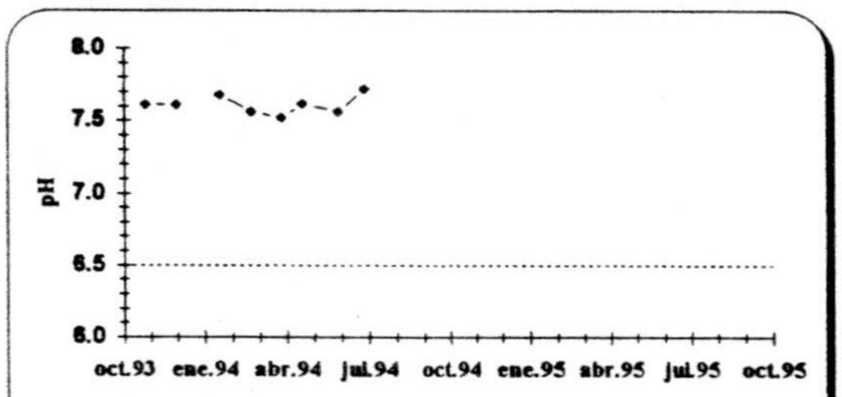


*Captación 13.-F6-1-6*

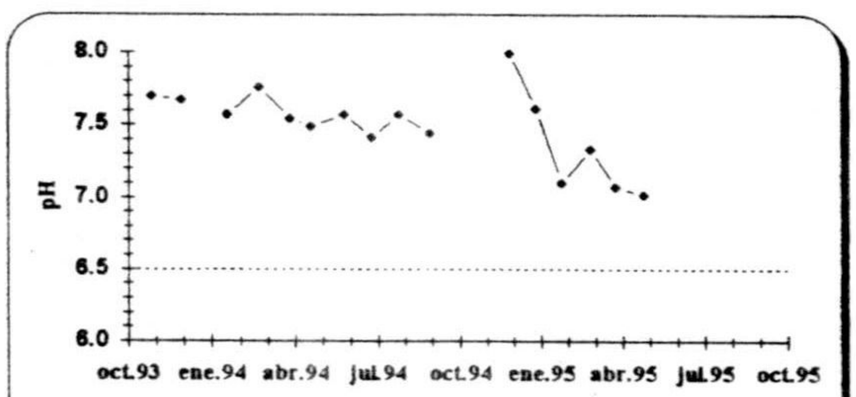


*Punto 14.-P6-1*

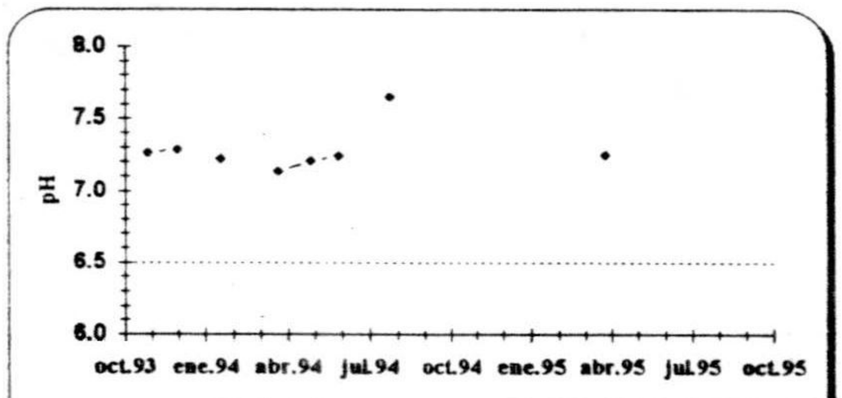


*Captación 15.-F6-20-2*

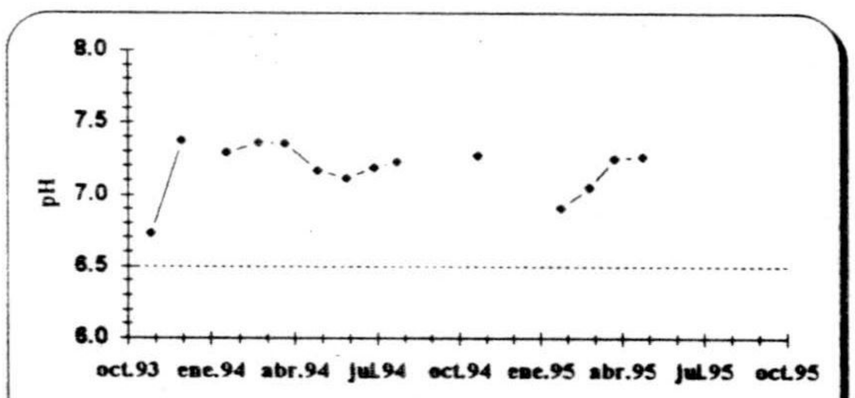


*Captación 16.-F6-24-1*

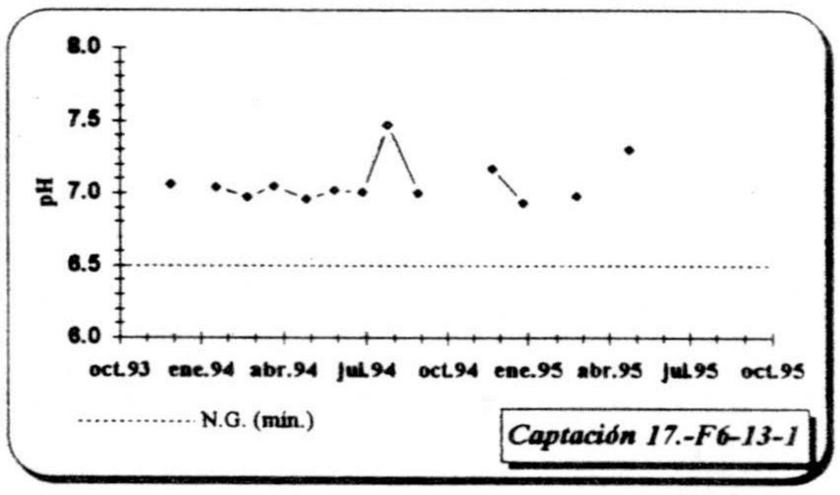


*Captación 17.-F6-13-1*

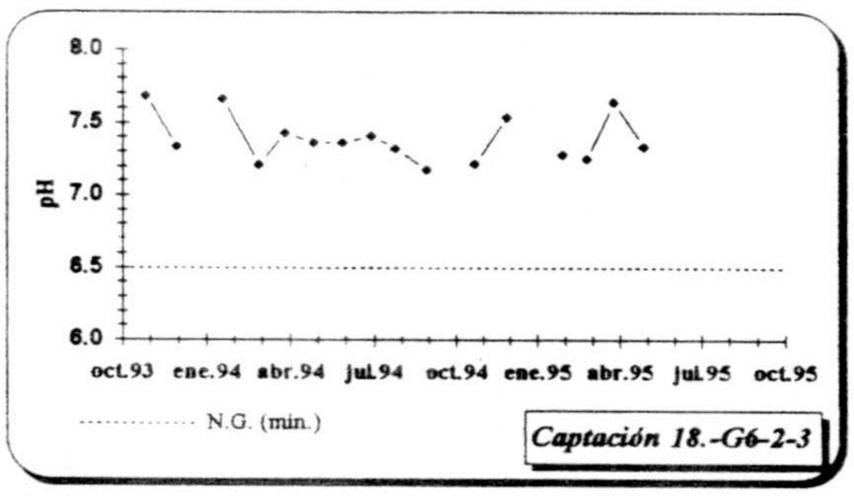


*Captación 18.-G6-2-3*

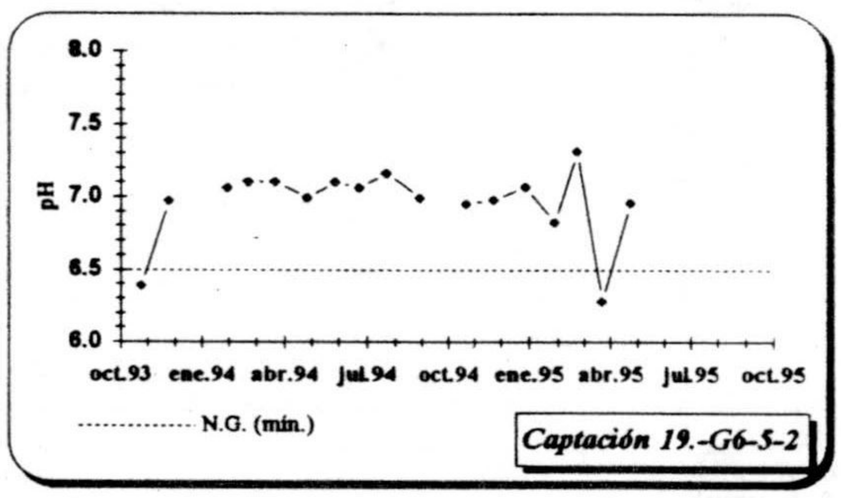


*Captación 19.-G6-5-2*

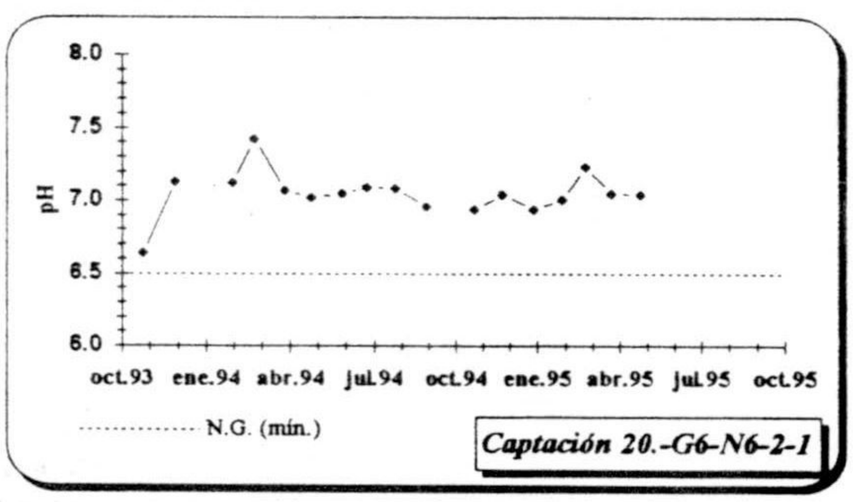


*Captación 20.-G6-N6-2-1*

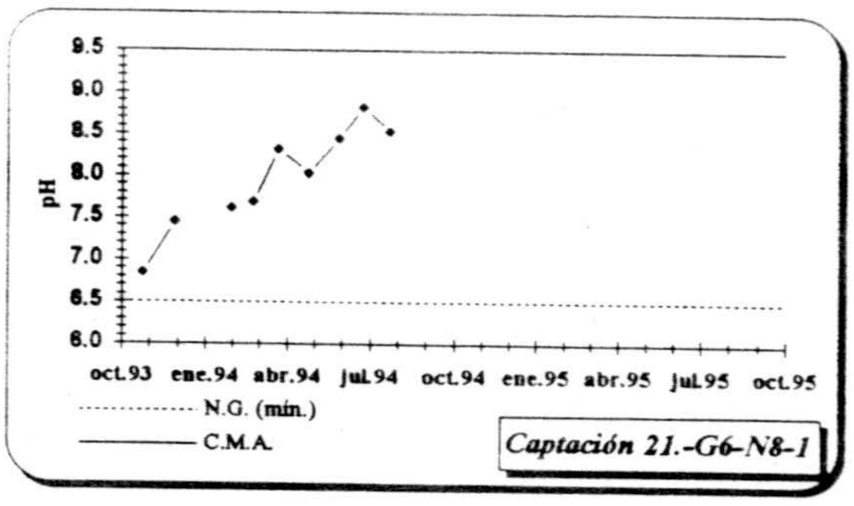


*Captación 21.-G6-N8-1*

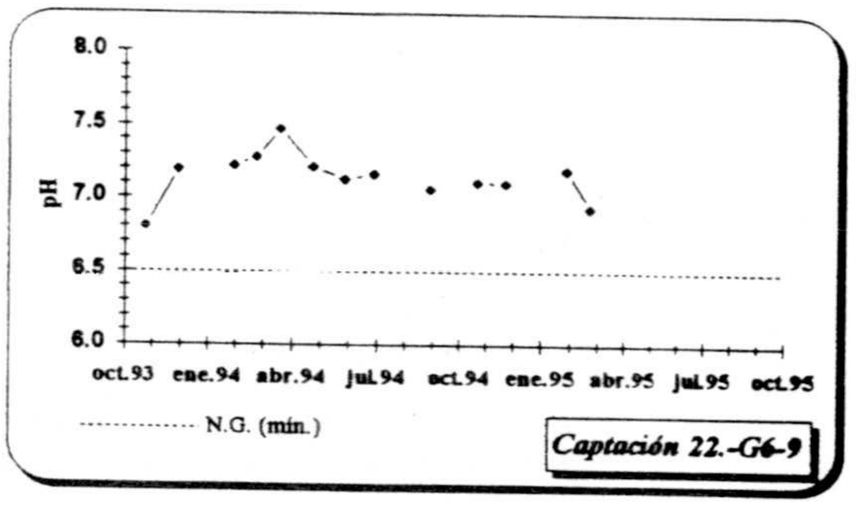


*Captación 22.-G6-9*

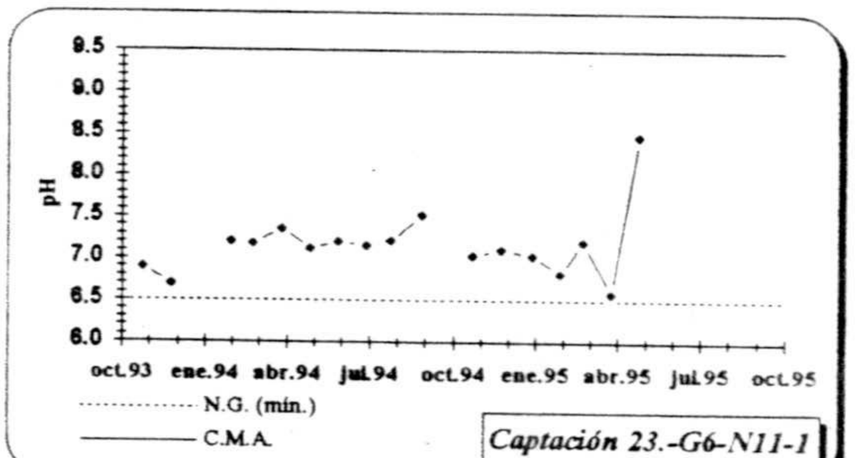


*Captación 23.-G6-N11-1*

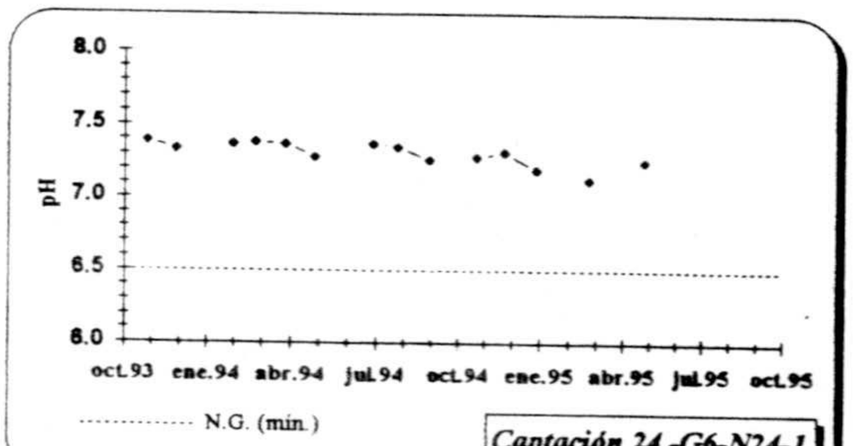


*Captación 24.-G6-N24-1*

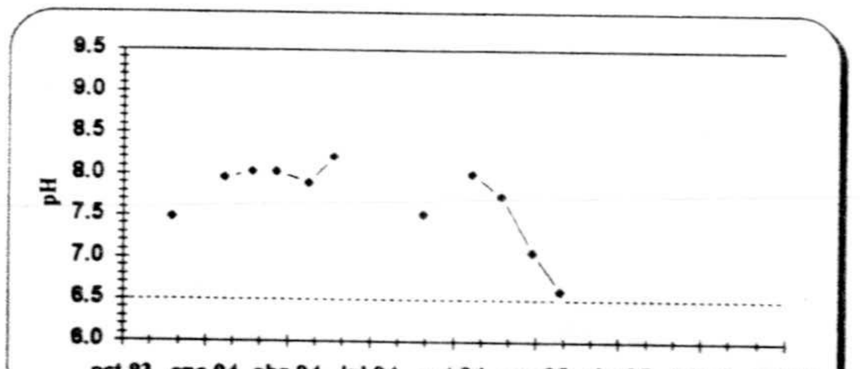


*25.- Río Vélez (2)*

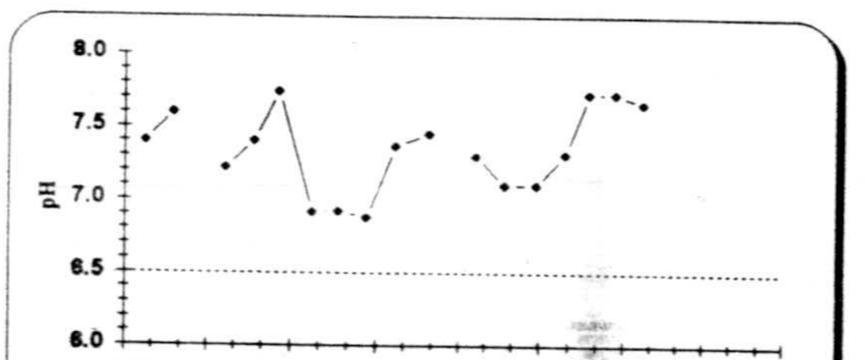


*Captación 26.-G6-19*

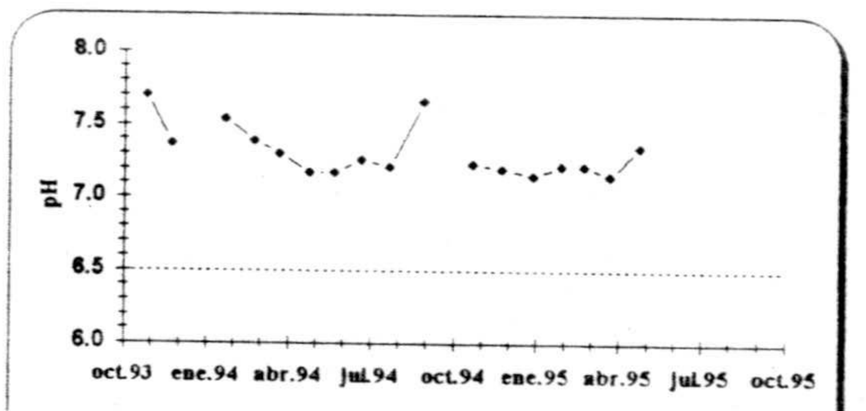


*Captación 27.-G6-28*

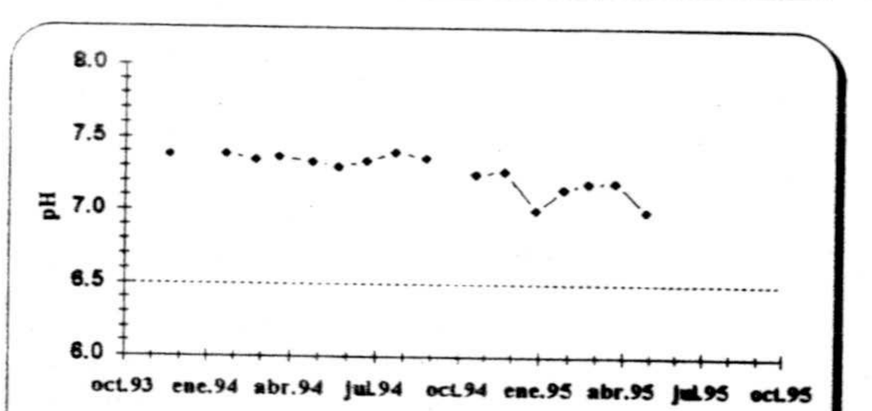


*Captación 28.-G6-30*

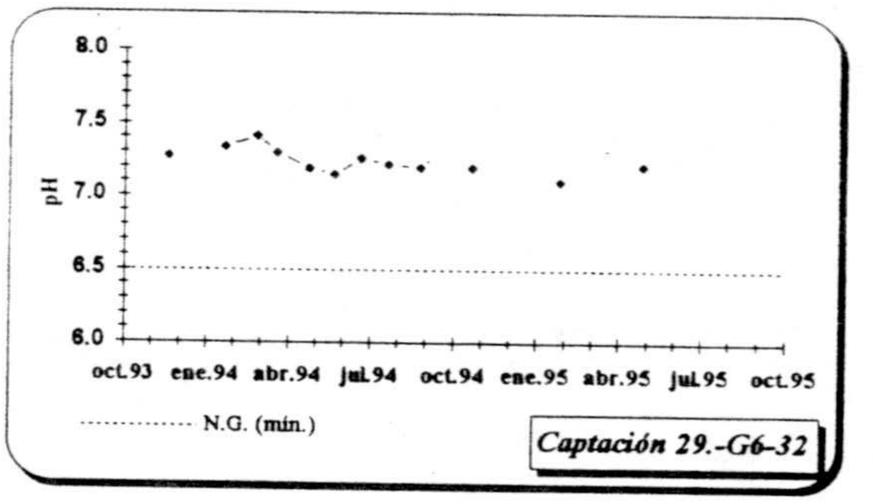


*Captación 29.-G6-32*

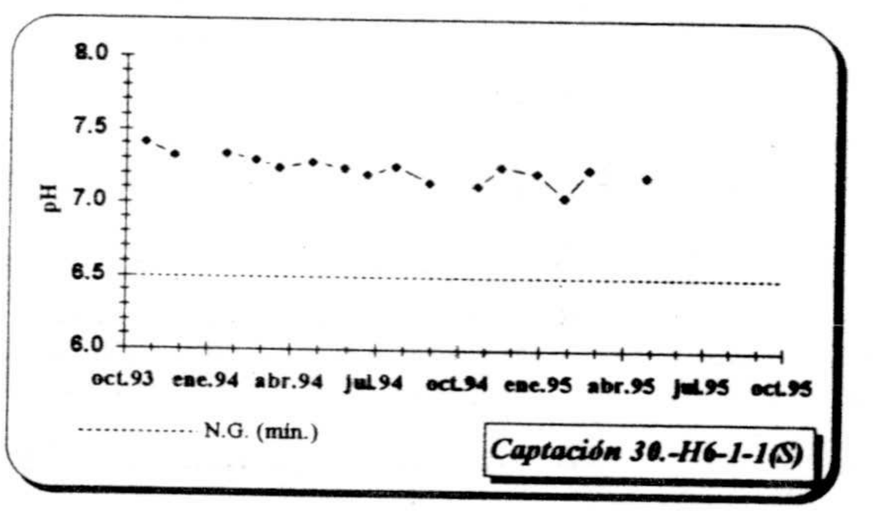


*Captación 30.-H6-1-1(S)*

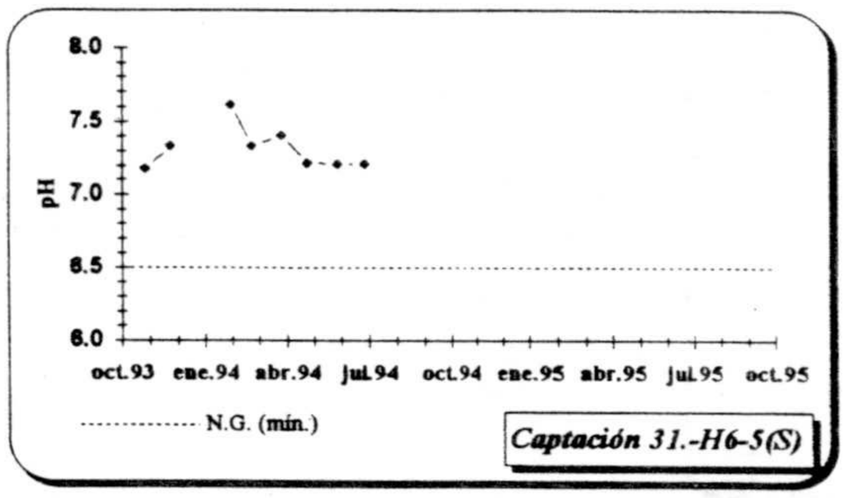
8.0
7.5
7.0
6.5
6.0
pH
oct.93 ene.94 abr.94 jul.94 oct.94 ene.95 abr.95 jul.95 oct.95
N.G. (mín.)
Captación 31.-H6-5(S)

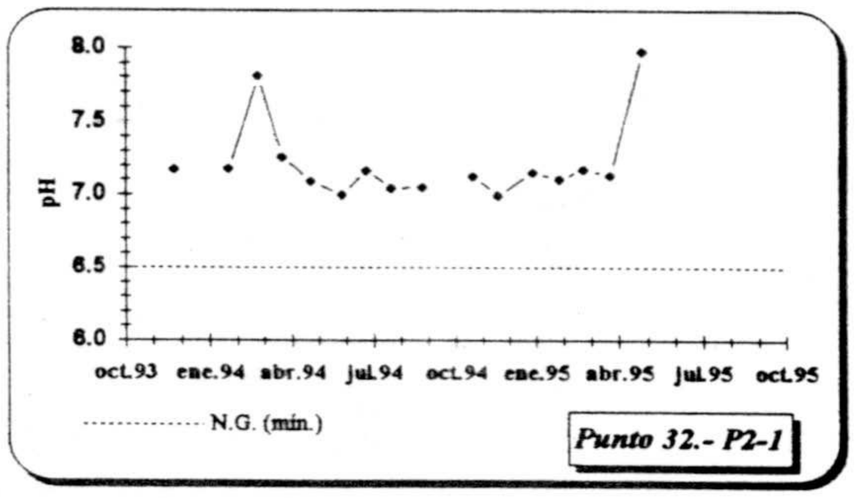
8.0
7.5
7.0
6.5
6.0
pH
oct.93 ene.94 abr.94 jul.94 oct.94 ene.95 abr.95 jul.95 oct.95
N.G. (mín.)
Punto 32.- P2-1

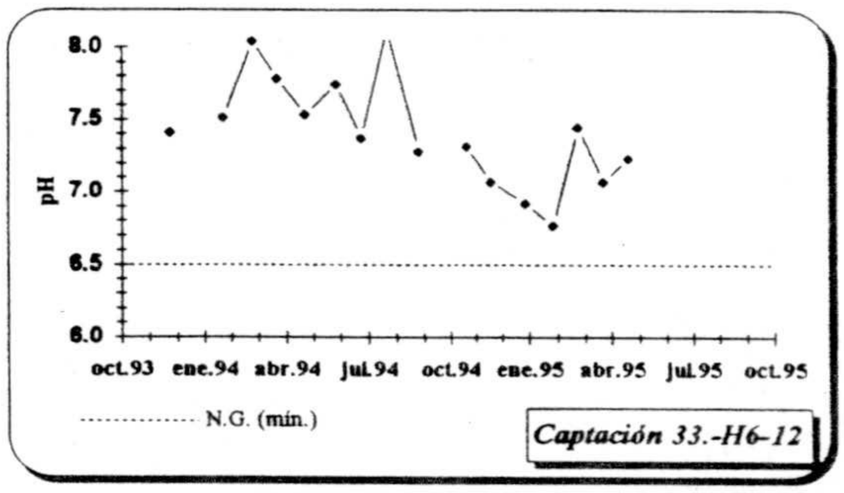
8.0
7.5
7.0
6.5
6.0
pH
oct.93 ene.94 abr.94 jul.94 oct.94 ene.95 abr.95 jul.95 oct.95
N.G. (mín.)
Captación 33.-H6-12

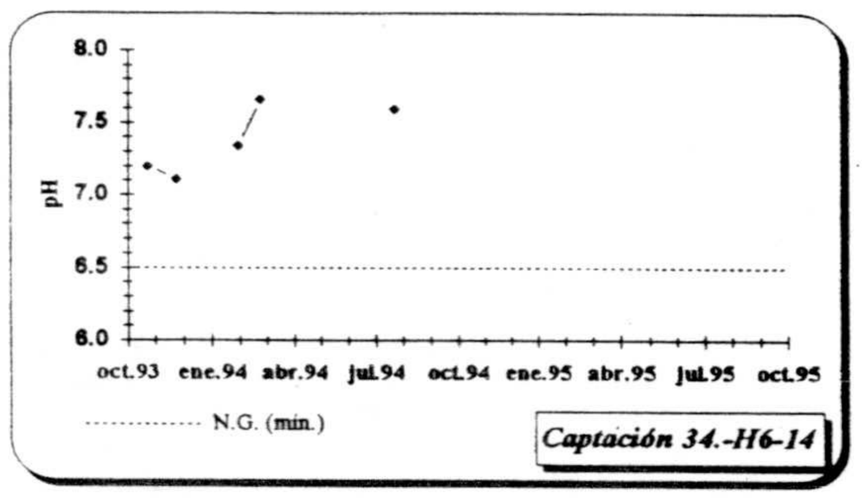
8.0
7.5
7.0
6.5
6.0
pH
oct.93 ene.94 abr.94 jul.94 oct.94 ene.95 abr.95 jul.95 oct.95
N.G. (mín.)
Captación 34.-H6-14

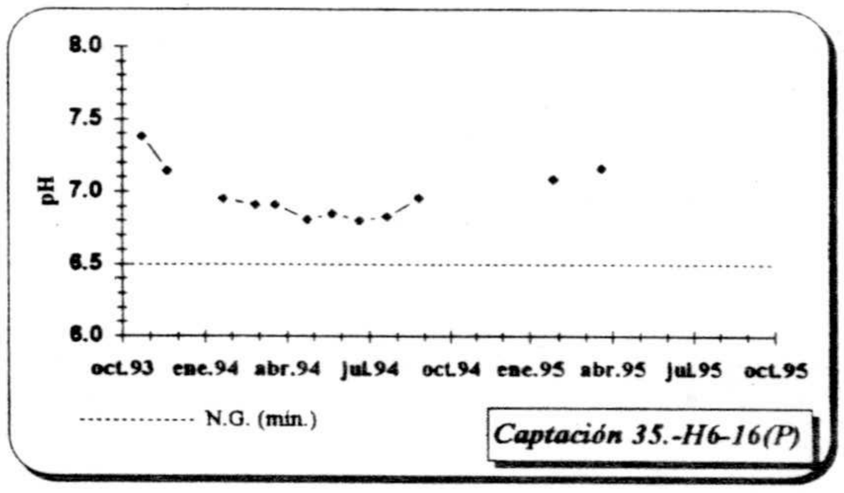
8.0
7.5
7.0
6.5
6.0
pH
oct.93 ene.94 abr.94 jul.94 oct.94 ene.95 abr.95 jul.95 oct.95
N.G. (mín.)
Captación 35.-H6-16(P)

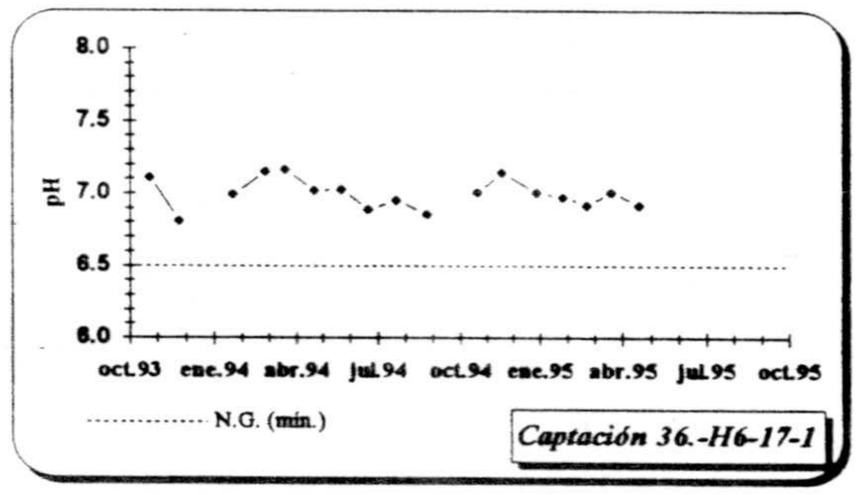
8.0
7.5
7.0
6.5
6.0
pH
oct.93 ene.94 abr.94 jul.94 oct.94 ene.95 abr.95 jul.95 oct.95
N.G. (mín.)
Captación 36.-H6-17-1

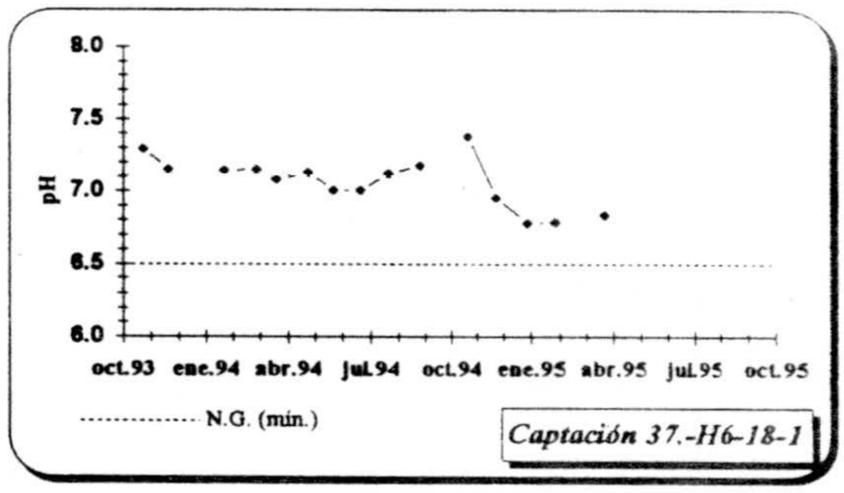
8.0
7.5
7.0
6.5
6.0
pH
oct.93 ene.94 abr.94 jul.94 oct.94 ene.95 abr.95 jul.95 oct.95
N.G. (mín.)
Captación 37.-H6-18-1

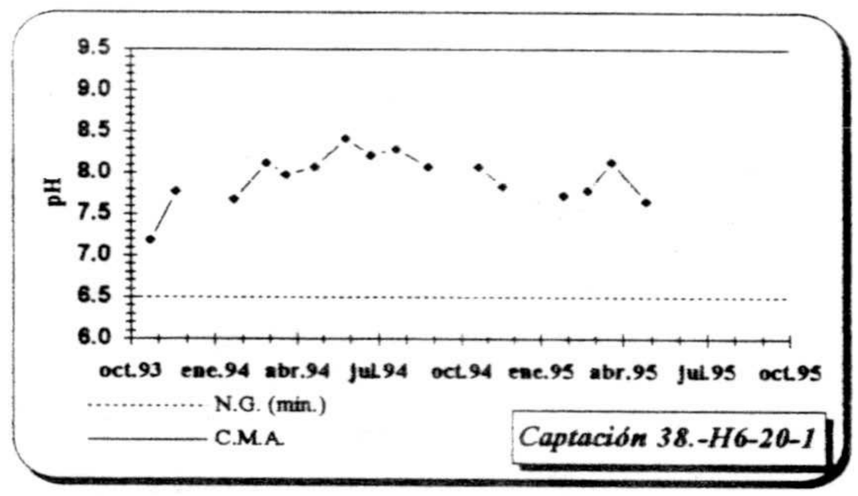
9.5
9.0
8.5
8.0
7.5
7.0
6.5
6.0
pH
oct.93 ene.94 abr.94 jul.94 oct.94 ene.95 abr.95 jul.95 oct.95
N.G. (mín.)
C.M.A.
Captación 38.-H6-20-1

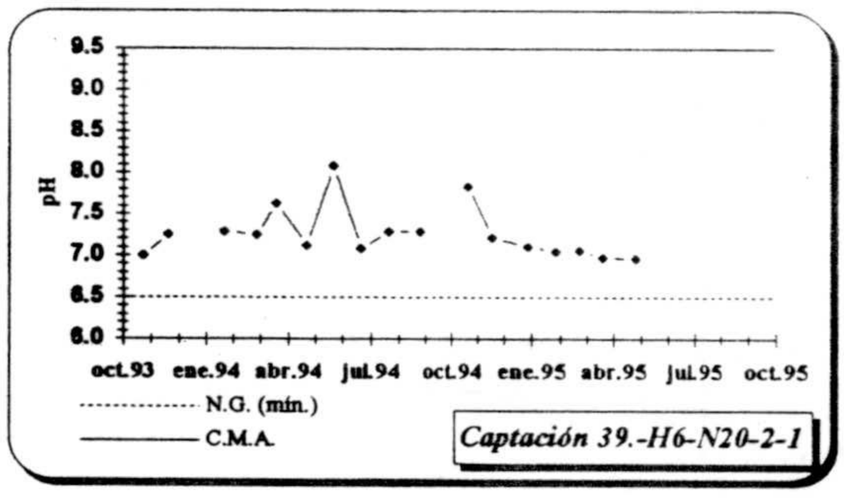
9.5
9.0
8.5
8.0
7.5
7.0
6.5
6.0
pH
oct.93 ene.94 abr.94 jul.94 oct.94 ene.95 abr.95 jul.95 oct.95
N.G. (mín.)
C.M.A.
Captación 39.-H6-N20-2-1

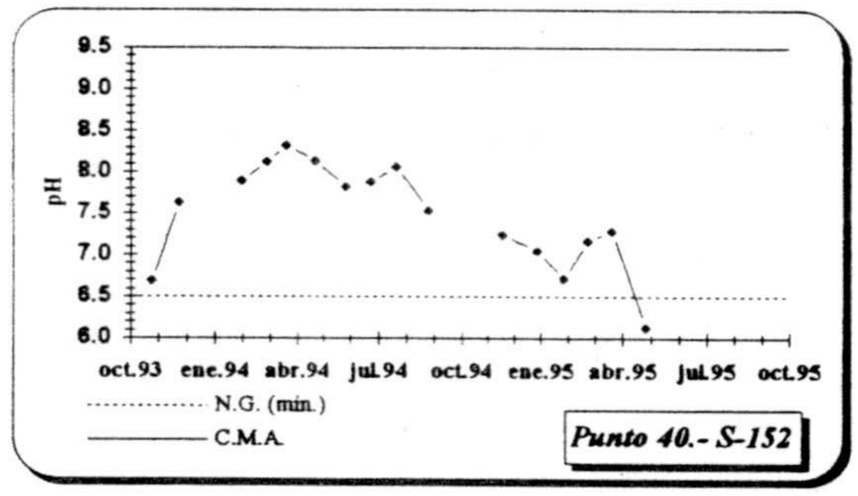
9.5
9.0
8.5
8.0
7.5
7.0
6.5
6.0
pH
oct.93 ene.94 abr.94 jul.94 oct.94 ene.95 abr.95 jul.95 oct.95
N.G. (mín.)
C.M.A.
Punto 40.- S-152

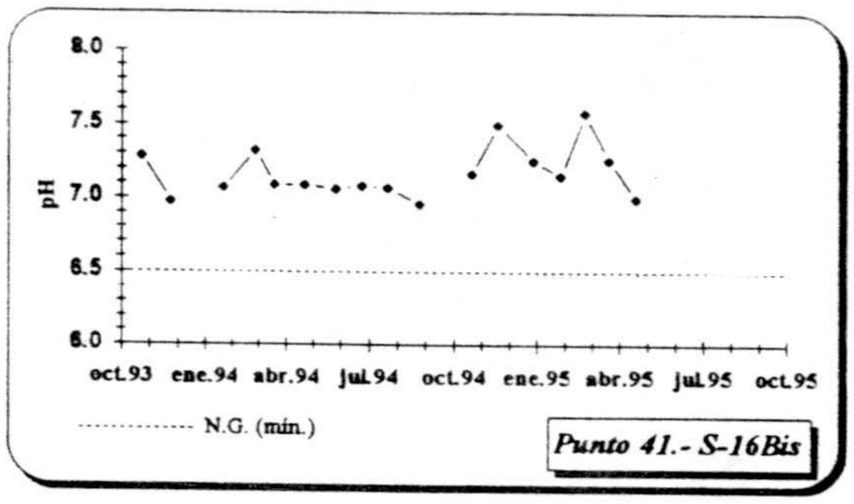


*Punto 41.- S-16Bis*




*Captación 42.-H6-N17-3*

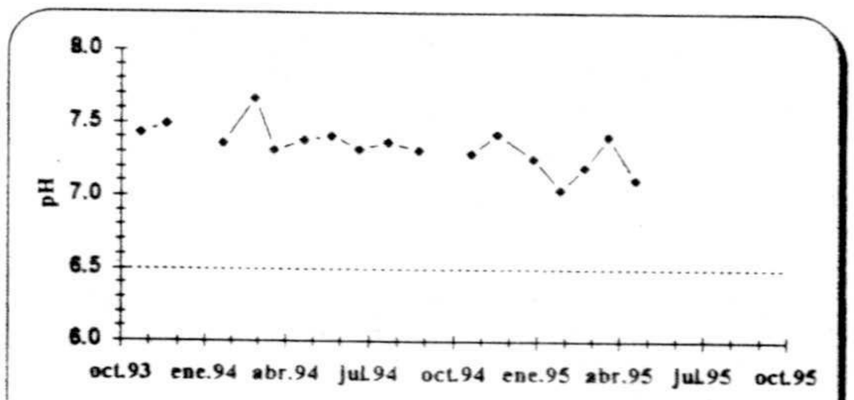


*Captación 43.-H6-19-2*

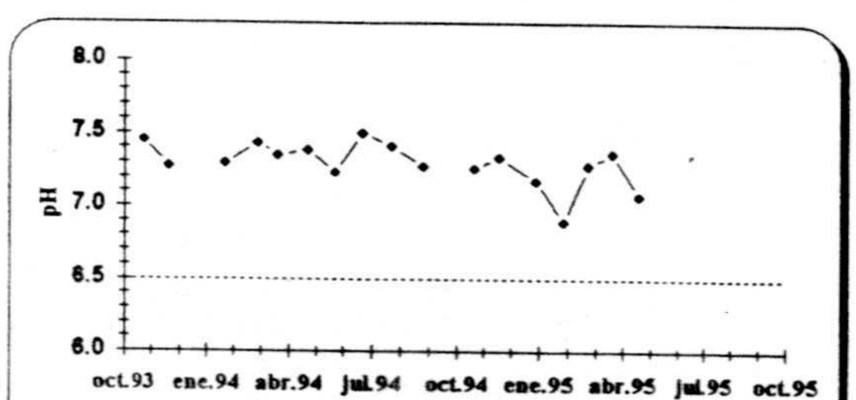


*Captación 44.-H6-21-3*

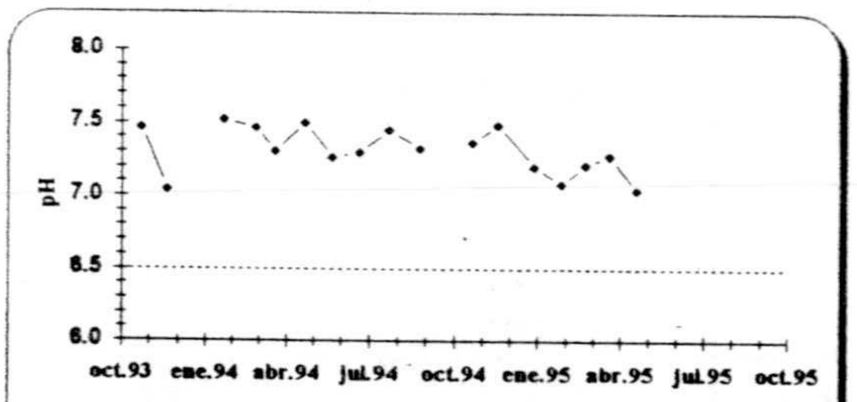


*Captación 45.-H6-N21-1-1*

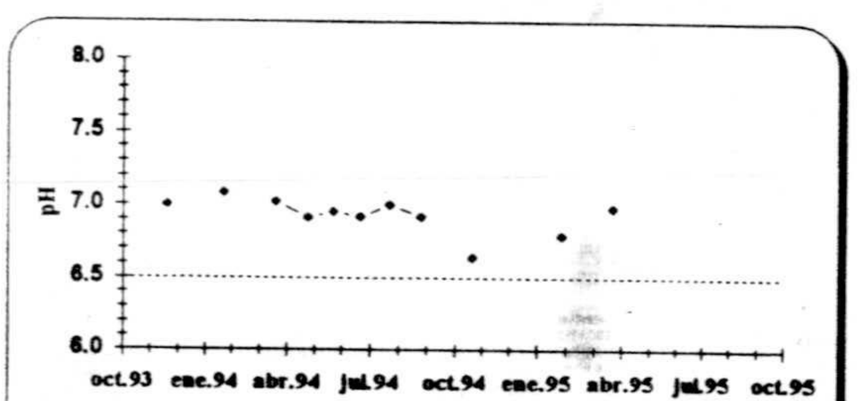


*Captación 46.-H6-18-3*

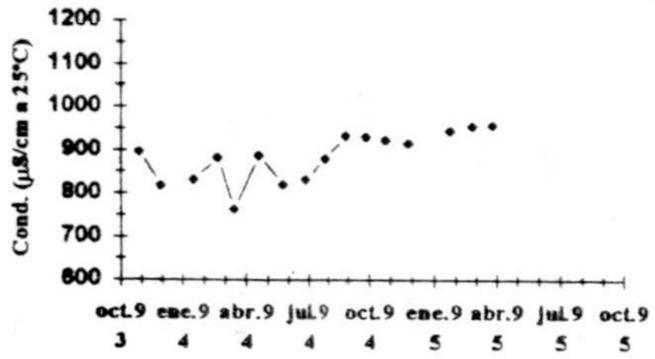


*Captación 01.-D4-N36-1*

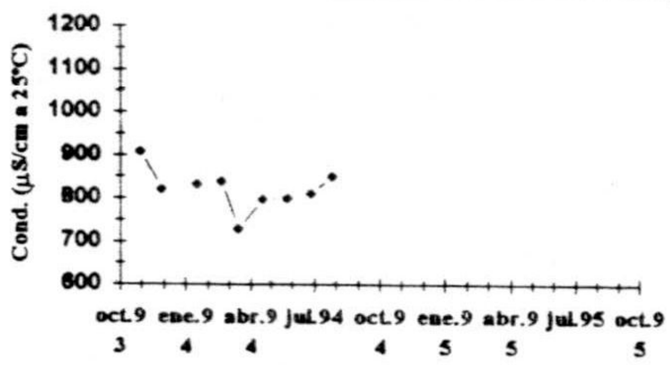


*Captación 02.-D4-45*

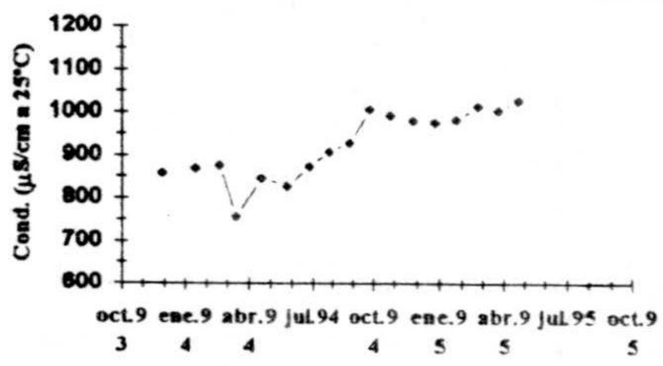


*Captación 03.-E4-4*

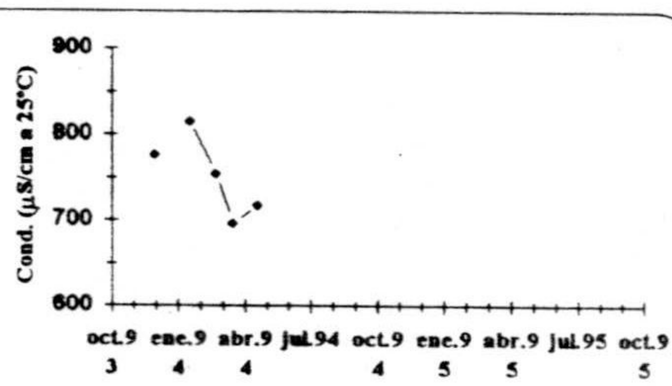


*04.-Río Benamargosa*

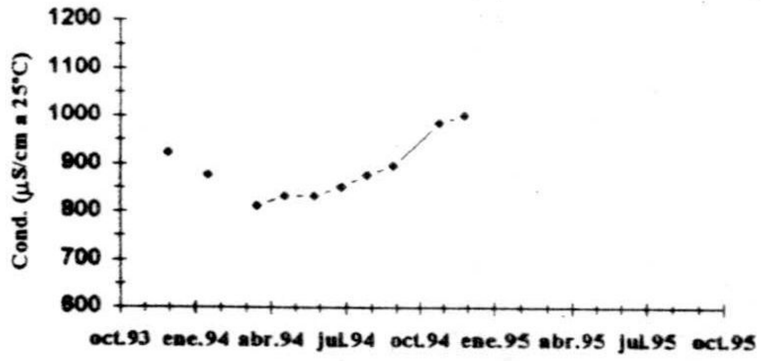


*Captación 05.-E5-8*

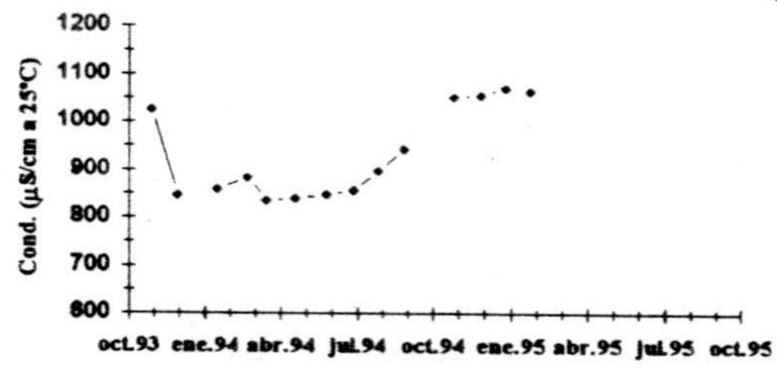


*Captación 06.-E5-19*

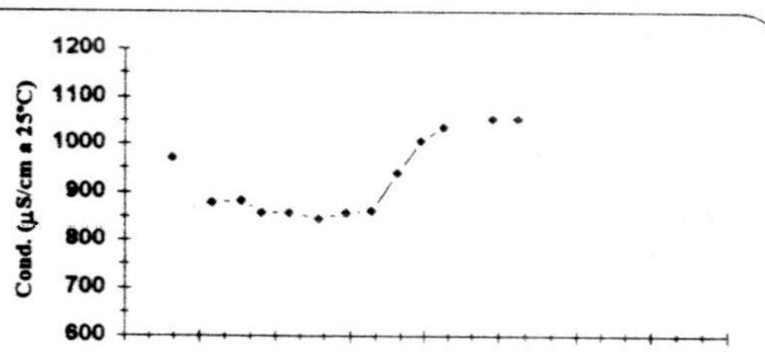


*Captación 07.-E5-24(S)*

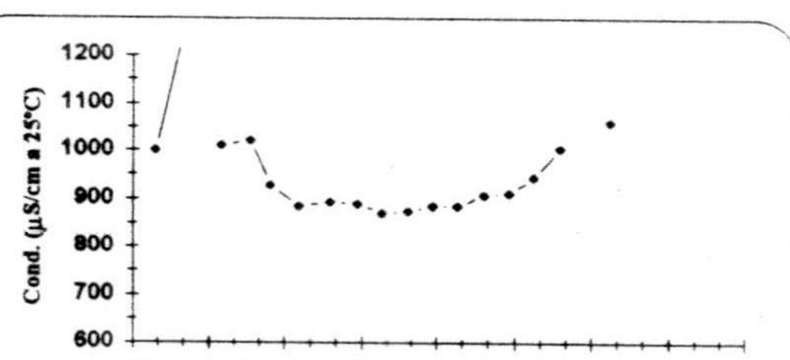


*Captación 08.-F5-16*

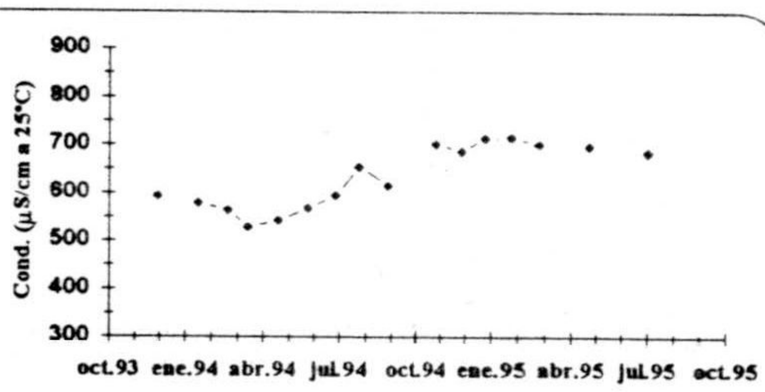


*Captación 09.-E6-11*

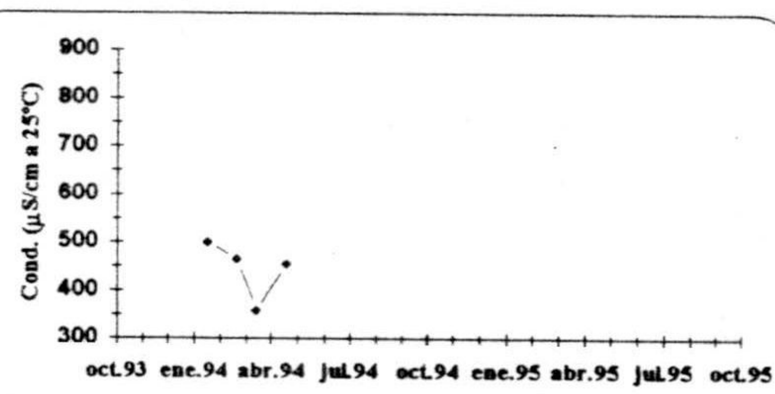


*10.- Río Vélez (1)*

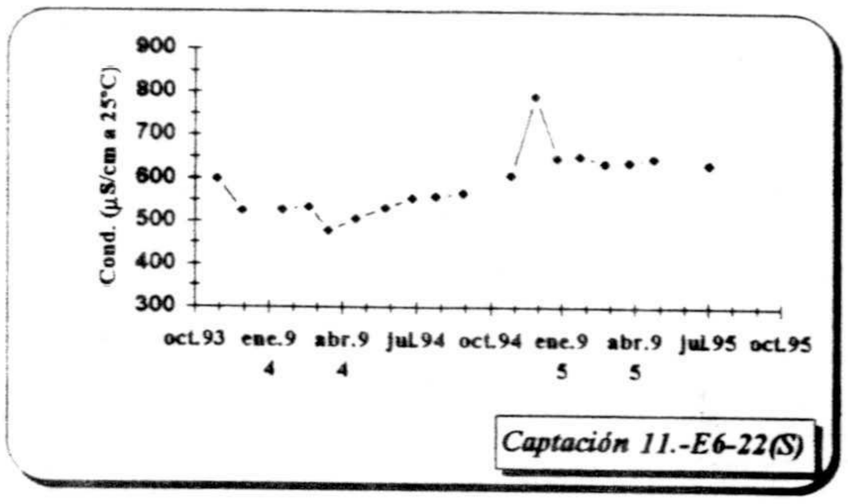


*Captación 11.-E6-22(S)*

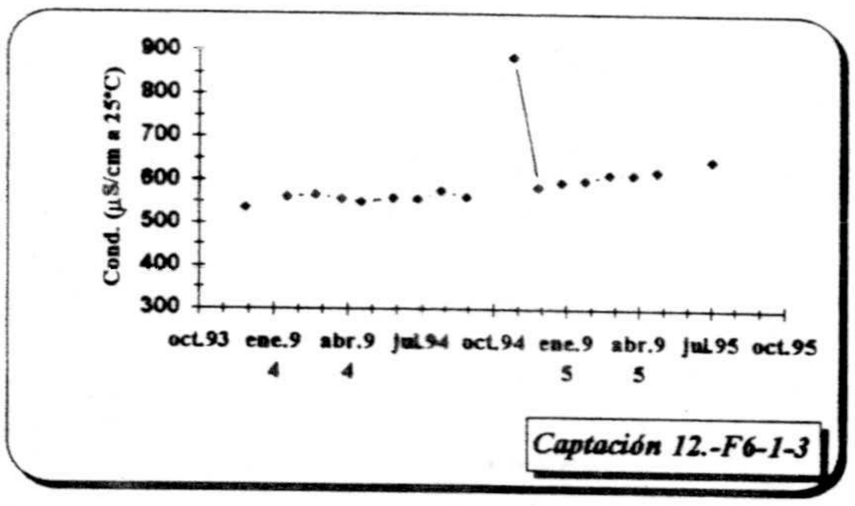


*Captación 12.-F6-1-3*

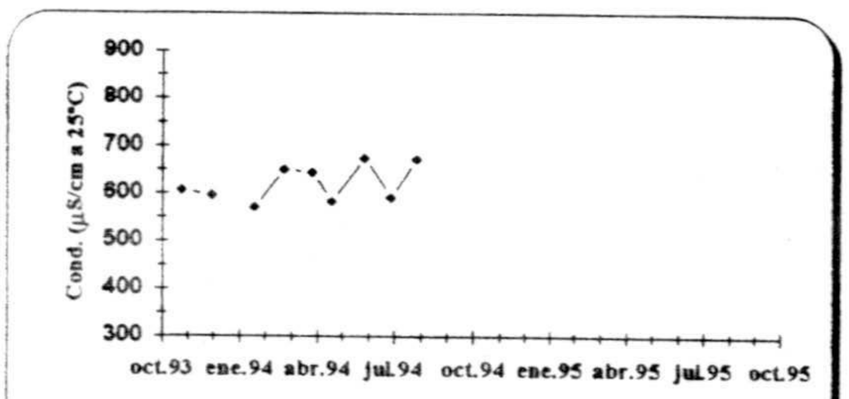


*Captación 13.-F6-1-6*

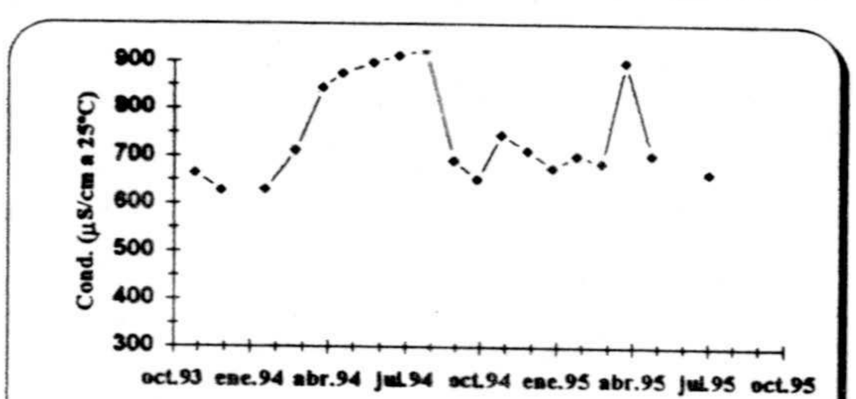


*Punto 14.- P6-1*

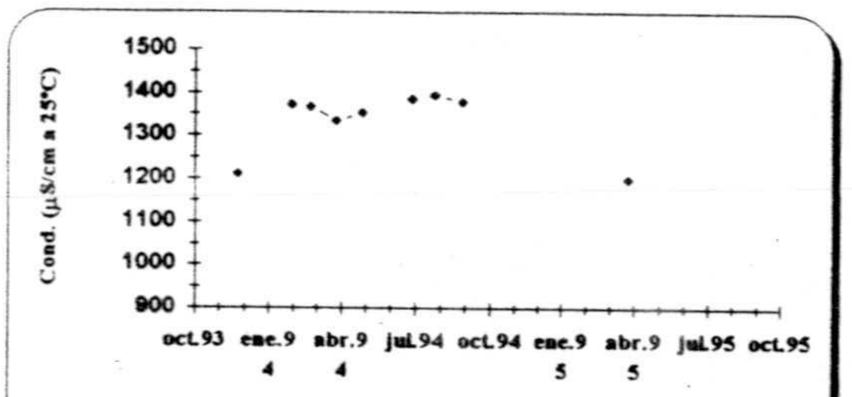


*Captación 15.-F6-20-2*

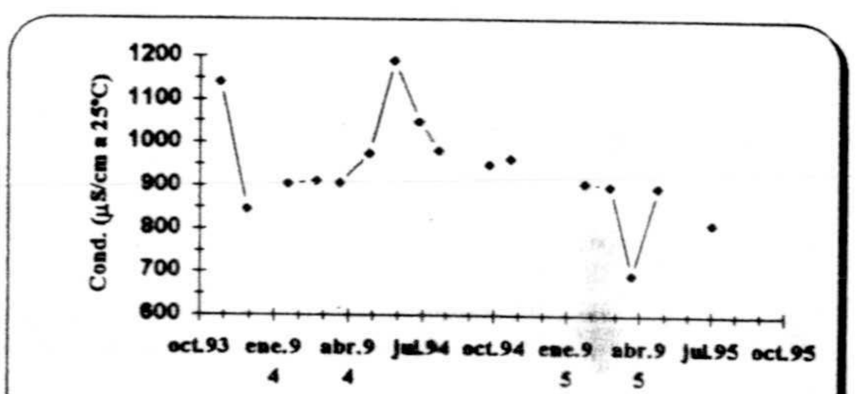


*Captación 16.-F6-24-1*

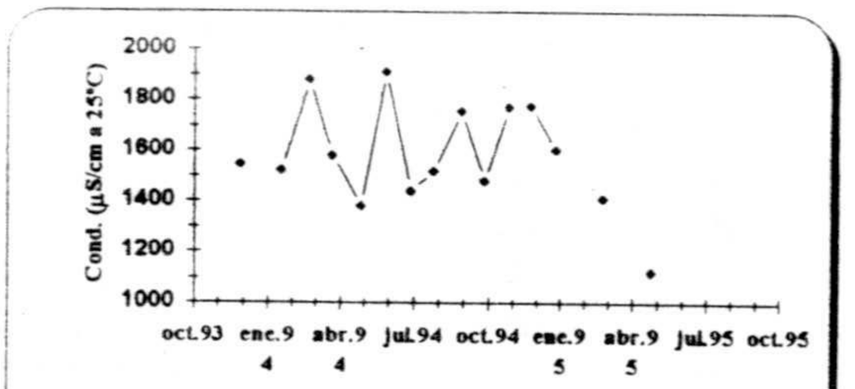


*Captación 17.-F6-13-1*

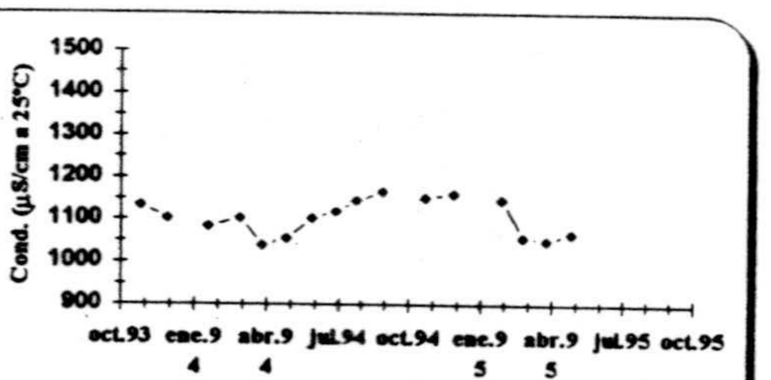


*Captación 18.-G6-2-3*

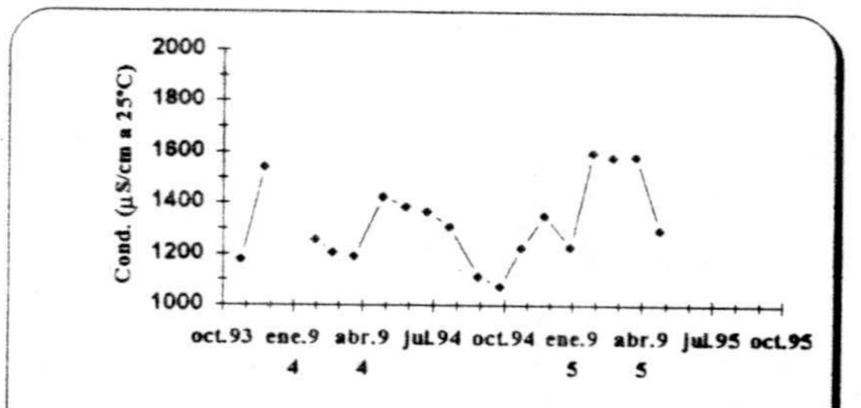


*Captación 19.-G6-5-2*

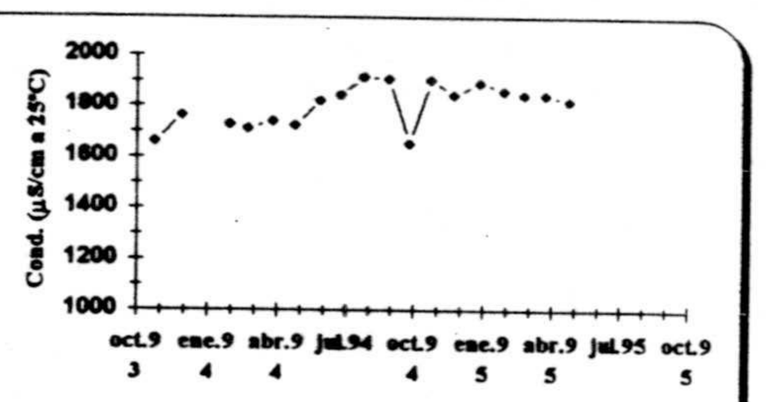


*Captación 20.-G6-N6-2-1*

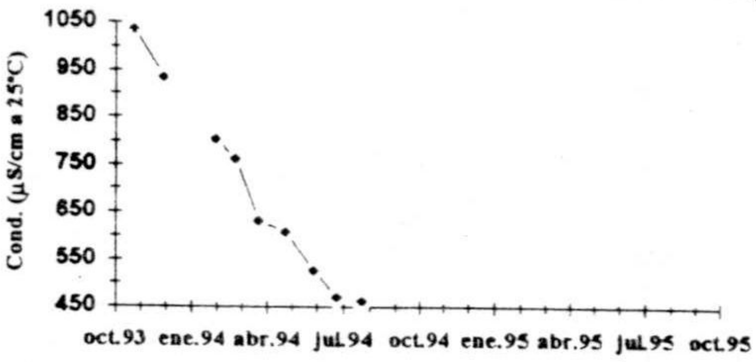


*Captación 21.-G6-N8-1*

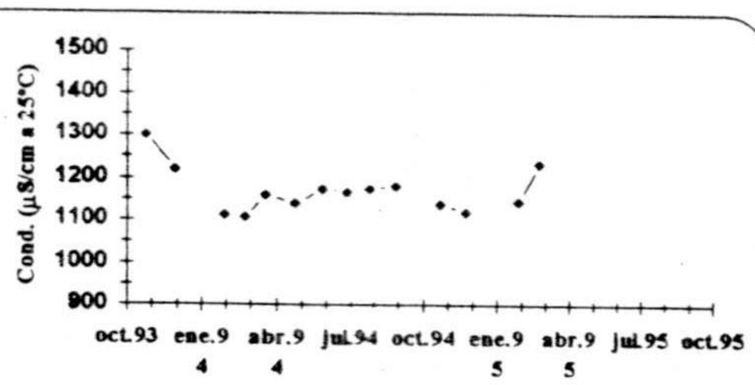


*Captación 22.-G6-9*

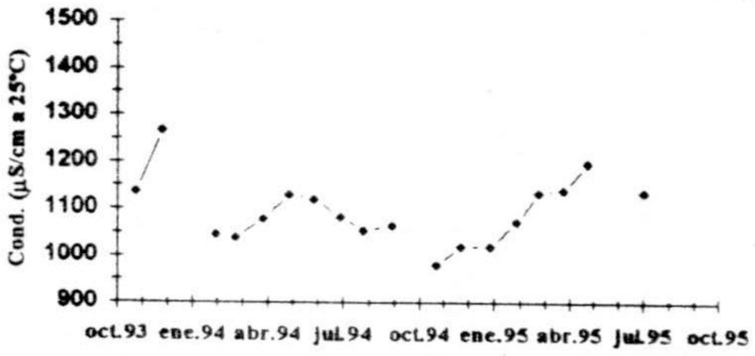


*Captación 23.-G6-N11-1*

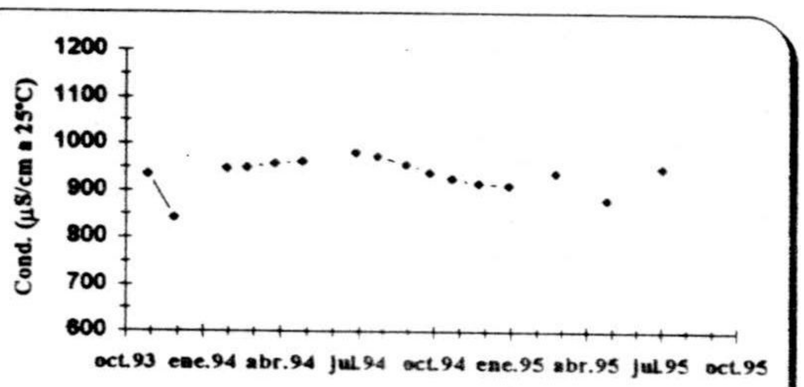


*Captación 24.-G6-N24-1*

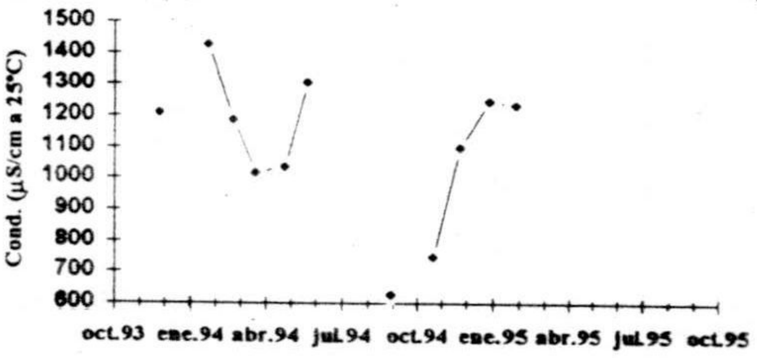


*25.-Río Vélez (2)*

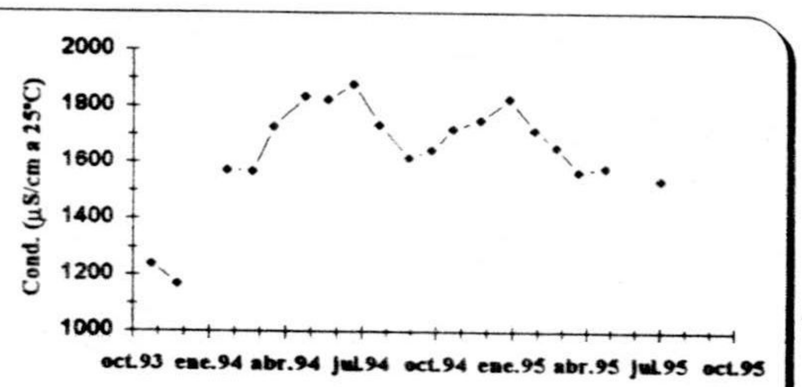


*Captación 26.-G6-19*

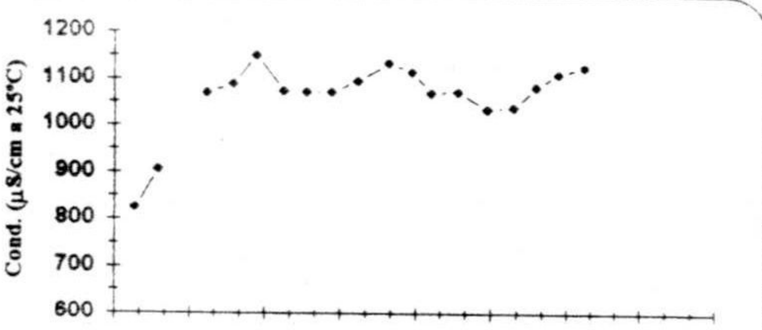


*Captación 27.-G6-28*

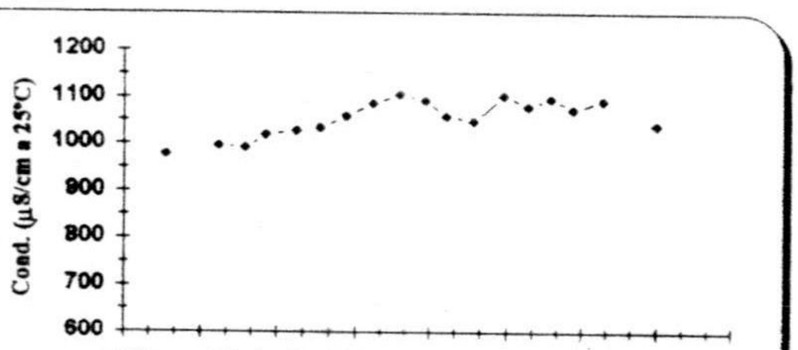


*Captación 28.-G6-30*

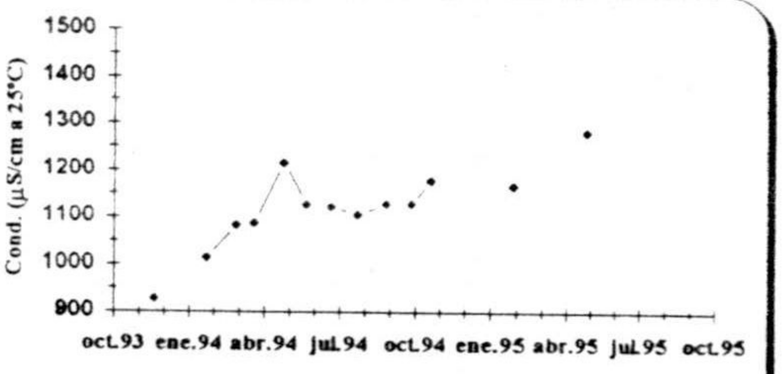


*Captación 29.-G6-32*

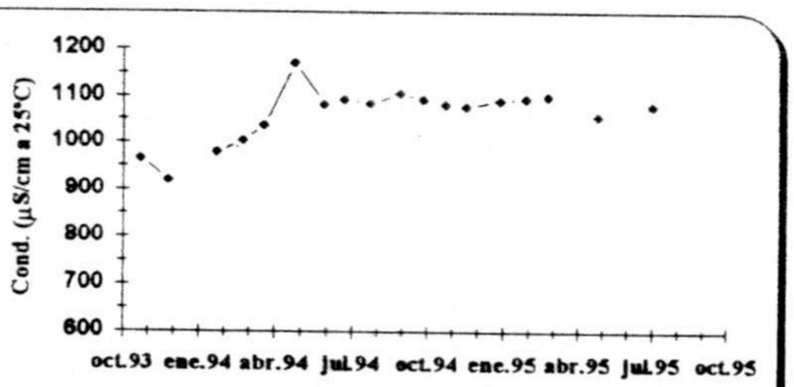


*Captación 30.-H6-1-1(S)*

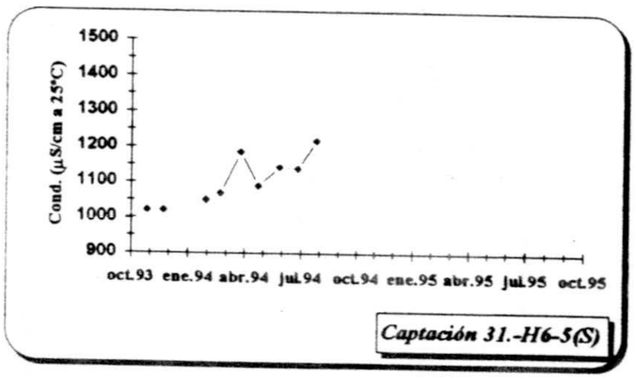


*Captación 31.-H6-5(S)*

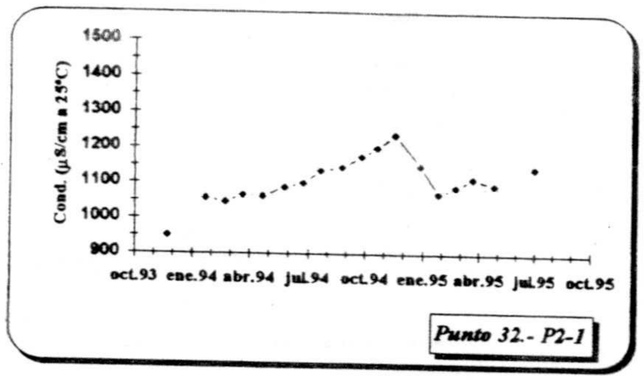


*Punto 32.- P2-1*

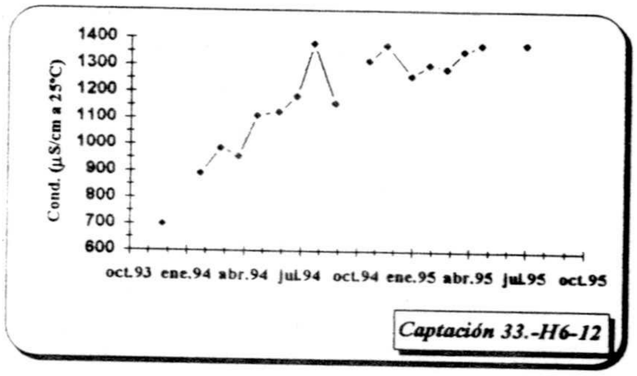


*Captación 33.-H6-12*

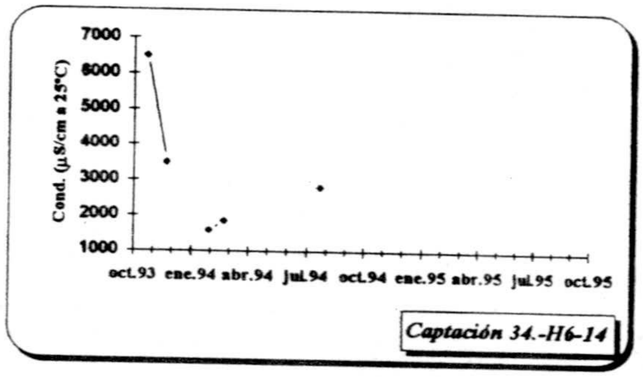


*Captación 34.-H6-14*

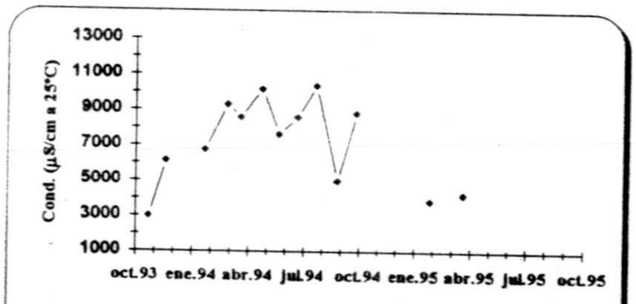


*Captación 35.-H6-16(P)*

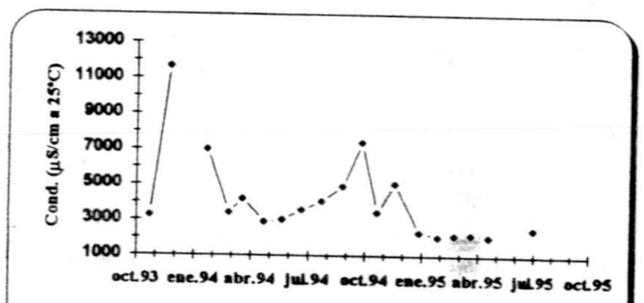


*Captación 36.-H6-17-1*

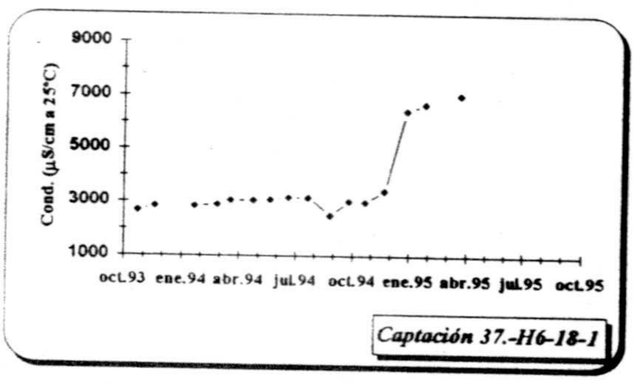


*Captación 37.-H6-18-1*

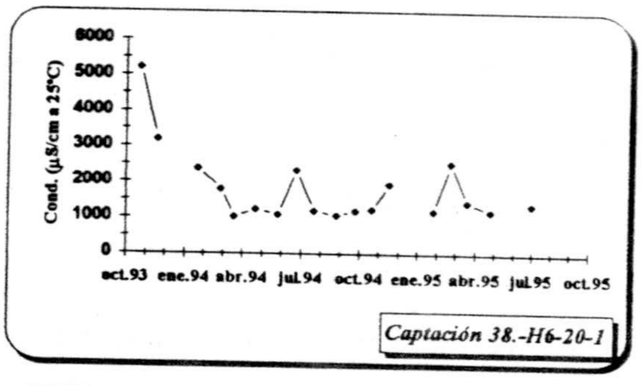


*Captación 38.-H6-20-1*

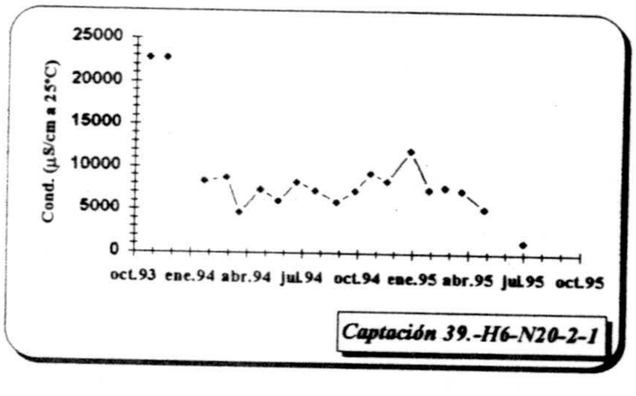


*Captación 39.-H6-N20-2-1*

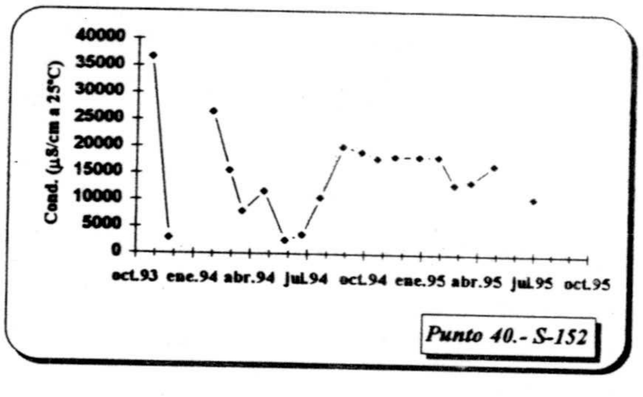


*Punto 40.- S-152*

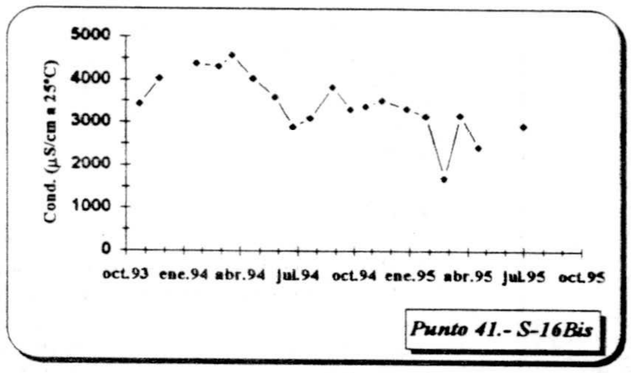


*Punto 41.- S-16Bis*

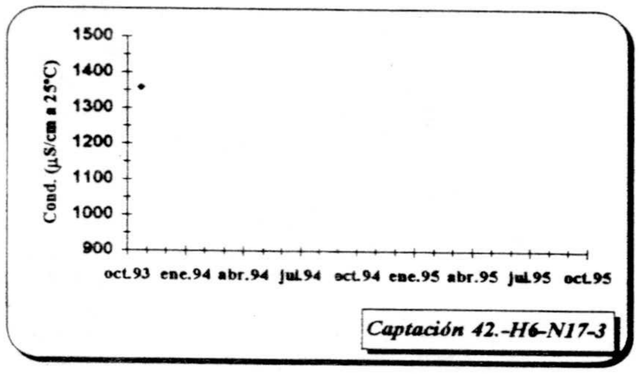


*Captación 42.-H6-N17-3*

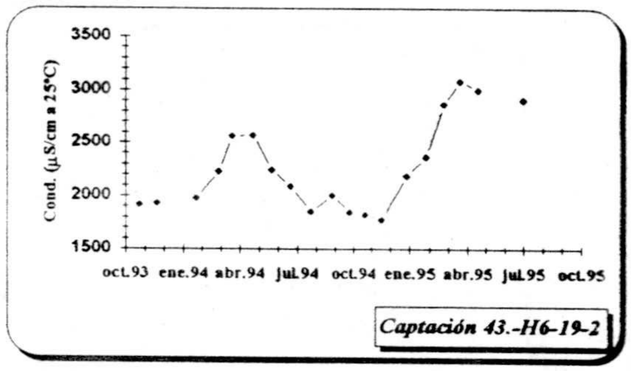


*Captación 43.-H6-19-2*

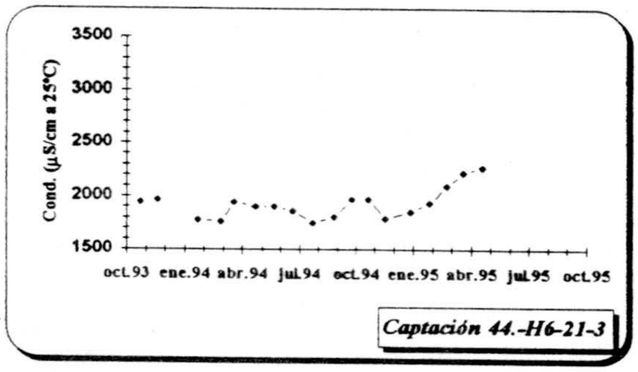


*Captación 44.-H6-21-3*

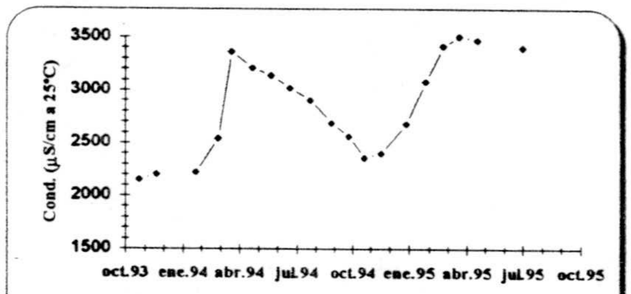


*Captación 45.-H6-N21-1-1*

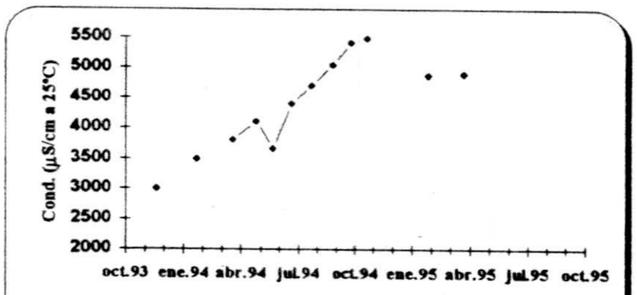


*Captación 46.-H6-18-3*

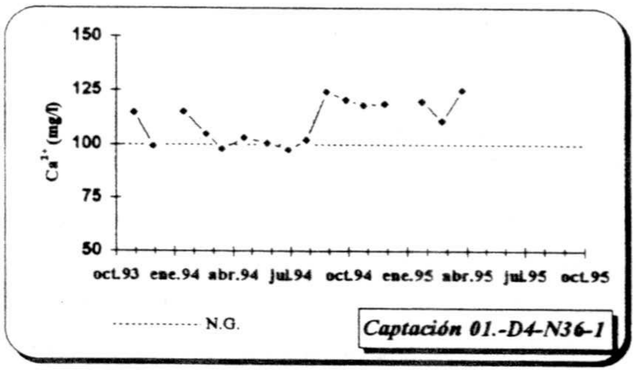
150
125
100
75
50
$Ca^{2+}$ (mg/l)
oct.93 ene.94 abr.94 jul.94 oct.94 ene.95 abr.95 jul.95 oct.95
N.G.
Captación 01.-D4-N36-1

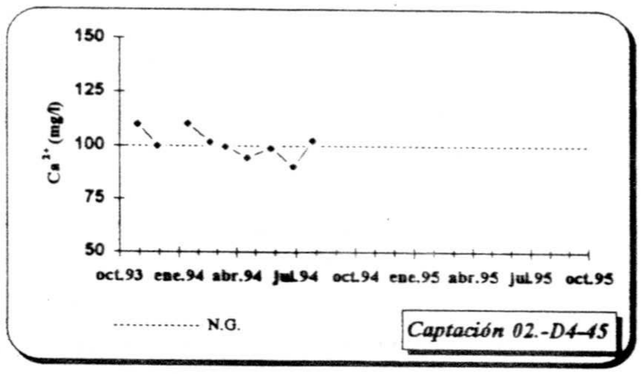
150
125
100
75
50
$Ca^{2+}$ (mg/l)
oct.93 ene.94 abr.94 jul.94 oct.94 ene.95 abr.95 jul.95 oct.95
N.G.
Captación 02.-D4-45

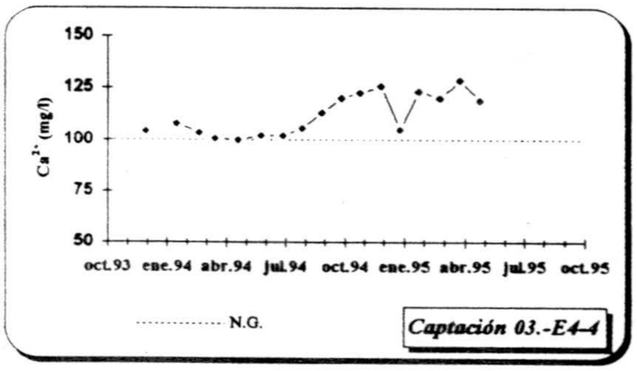
150
125
100
75
50
$Ca^{2+}$ (mg/l)
oct.93 ene.94 abr.94 jul.94 oct.94 ene.95 abr.95 jul.95 oct.95
N.G.
Captación 03.-E4-4

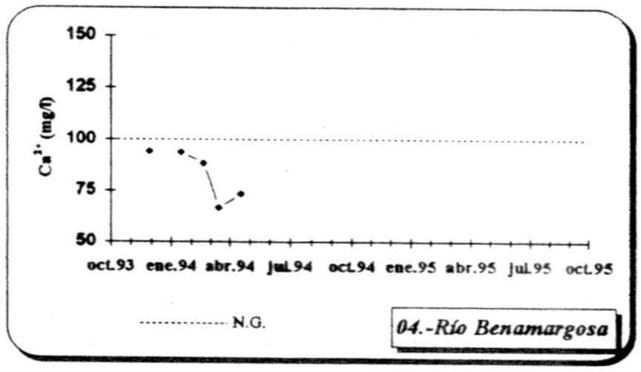
150
125
100
75
50
$Ca^{2+}$ (mg/l)
oct.93 ene.94 abr.94 jul.94 oct.94 ene.95 abr.95 jul.95 oct.95
N.G.
04.-Río Benamargosa

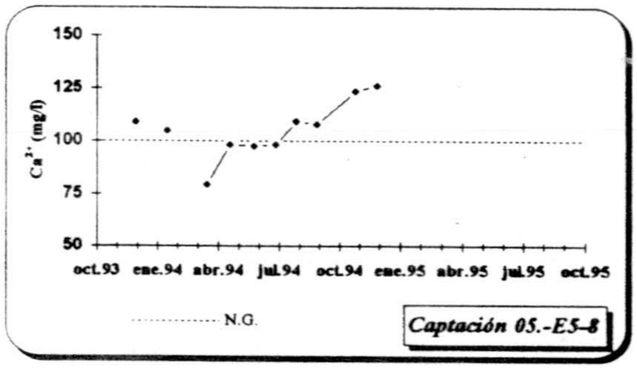
150
125
100
75
50
$Ca^{2+}$ (mg/l)
oct.93 ene.94 abr.94 jul.94 oct.94 ene.95 abr.95 jul.95 oct.95
N.G.
Captación 05.-E5-8

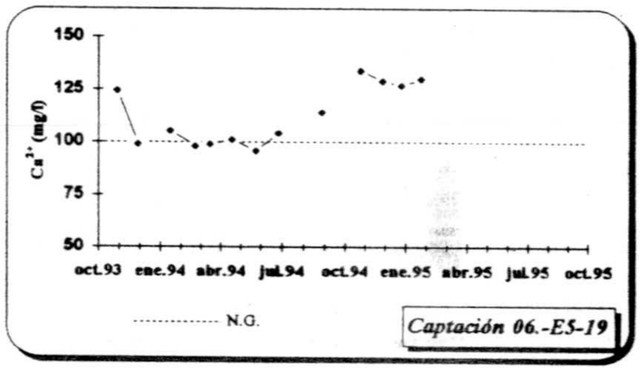
150
125
100
75
50
$Ca^{2+}$ (mg/l)
oct.93 ene.94 abr.94 jul.94 oct.94 ene.95 abr.95 jul.95 oct.95
N.G.
Captación 06.-E5-19

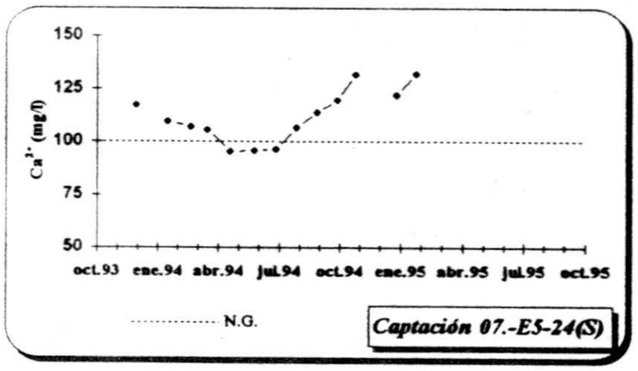
150
125
100
75
50
$Ca^{2+}$ (mg/l)
oct.93 ene.94 abr.94 jul.94 oct.94 ene.95 abr.95 jul.95 oct.95
N.G.
Captación 07.-E5-24(S)

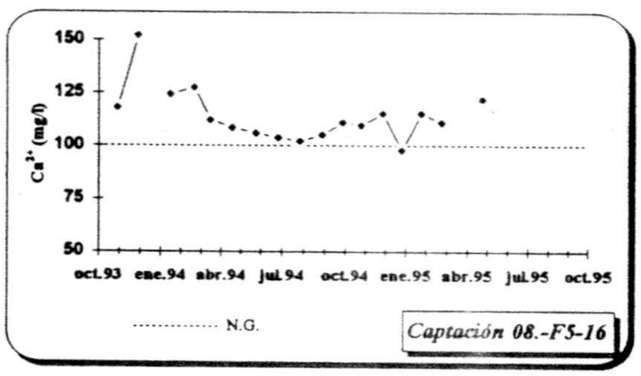
150
125
100
75
50
$Ca^{2+}$ (mg/l)
oct.93 ene.94 abr.94 jul.94 oct.94 ene.95 abr.95 jul.95 oct.95
N.G.
Captación 08.-F5-16

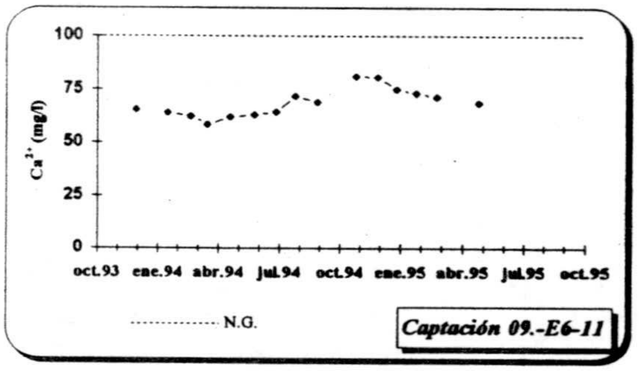
100
75
50
25
0
$Ca^{2+}$ (mg/l)
oct.93 ene.94 abr.94 jul.94 oct.94 ene.95 abr.95 jul.95 oct.95
N.G.
Captación 09.-E6-11

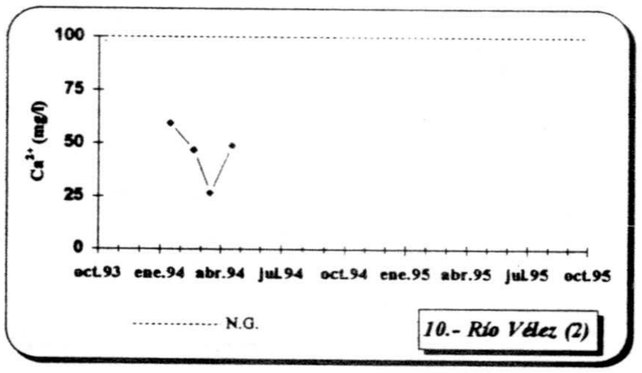
100
75
50
25
0
$Ca^{2+}$ (mg/l)
oct.93 ene.94 abr.94 jul.94 oct.94 ene.95 abr.95 jul.95 oct.95
N.G.
10.- Río Vélez (2)

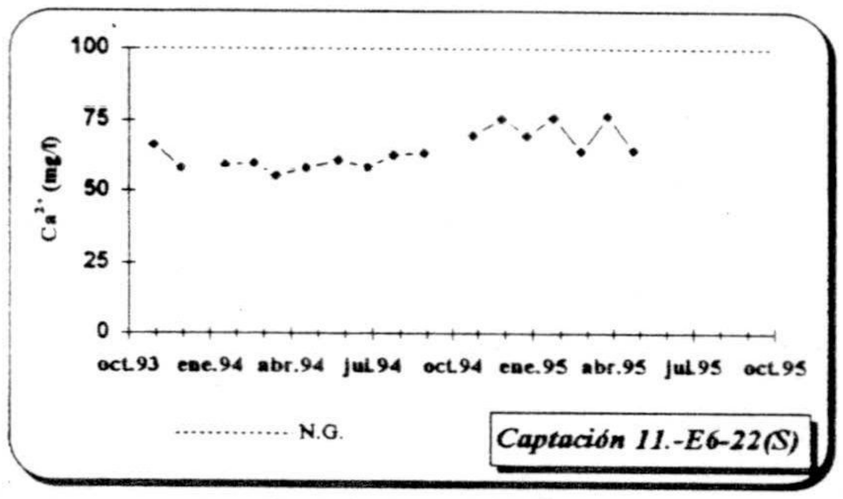


*Captación 11.-E6-22(S)*

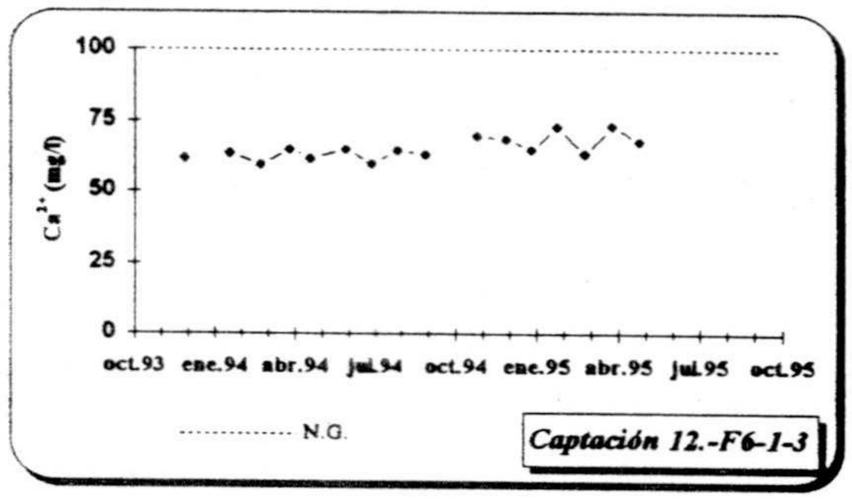


*Captación 12.-F6-1-3*

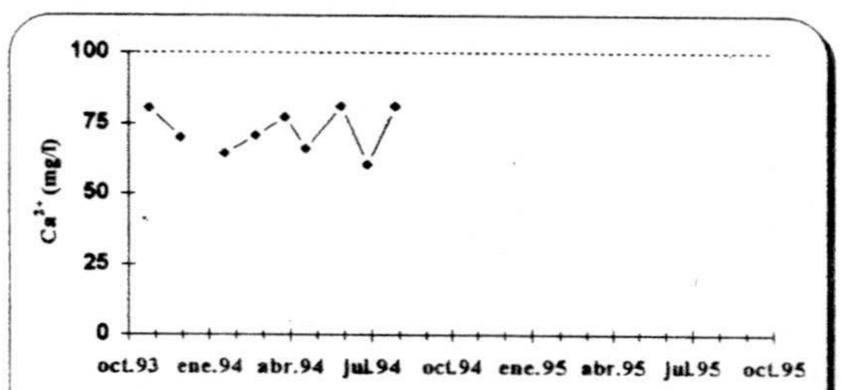


*Captación 13.-F6-1-6*

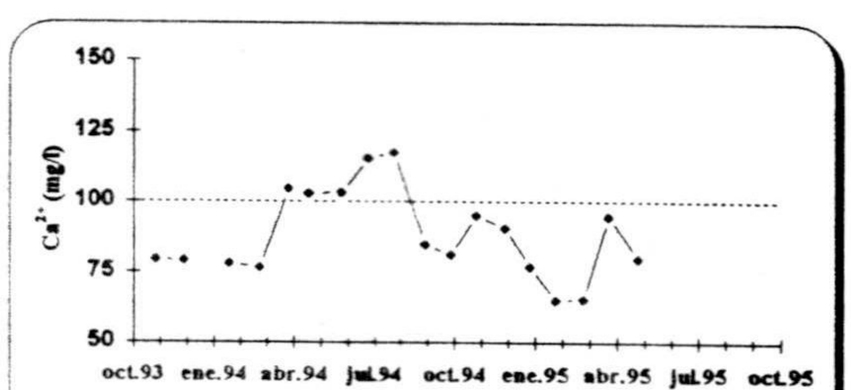


*Punto 14.- P6-1*

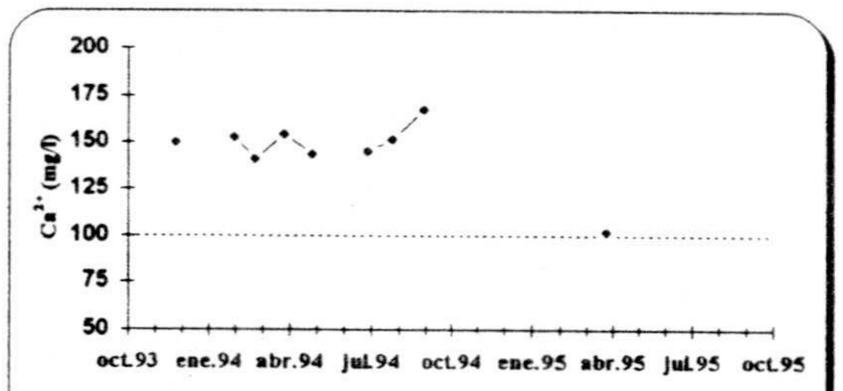


*Captación 15.-F6-20-2*

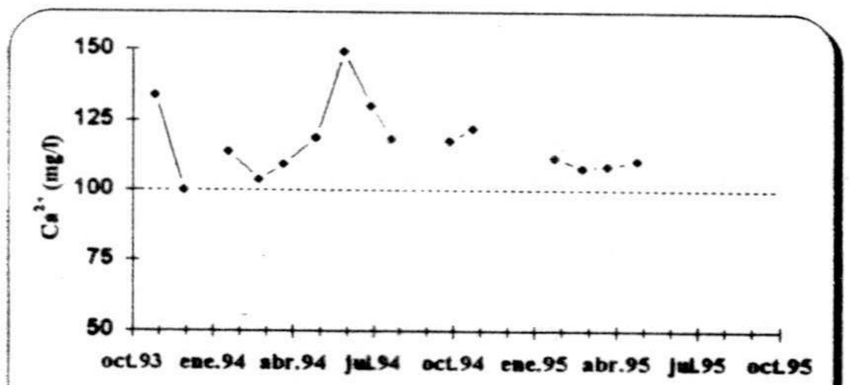


*Captación 16.-F6-24-1*

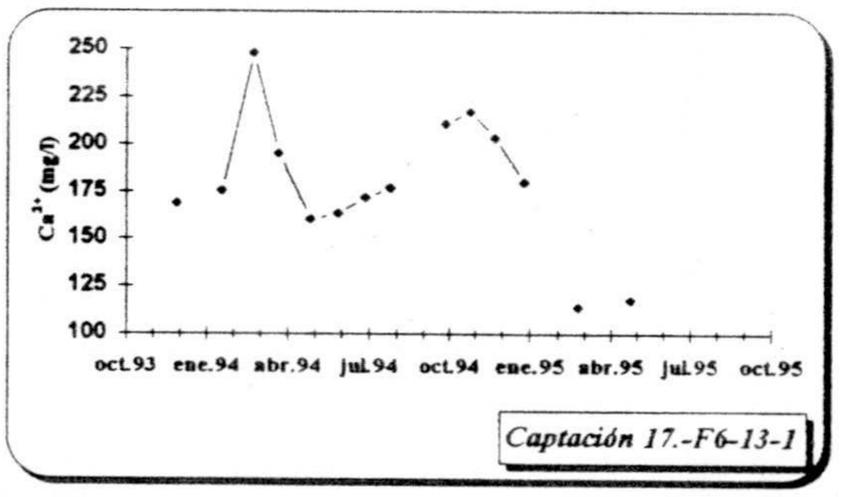


*Captación 17.-F6-13-1*

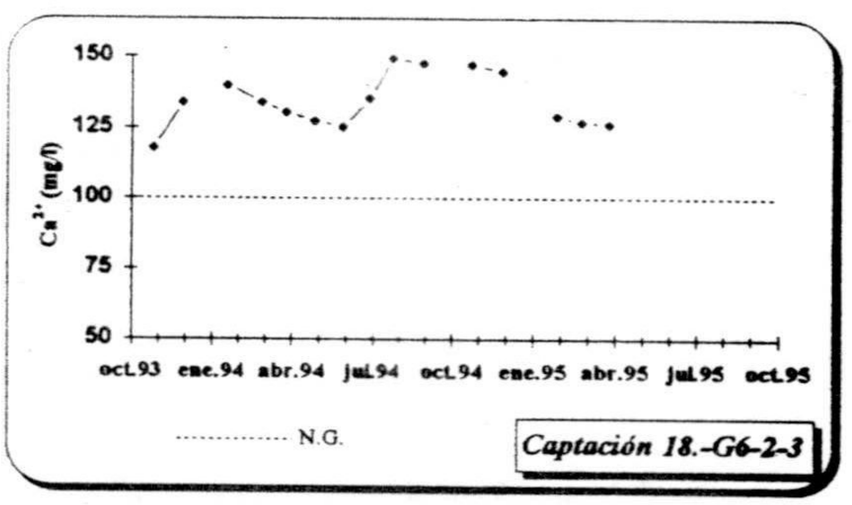


*Captación 18.-G6-2-3*

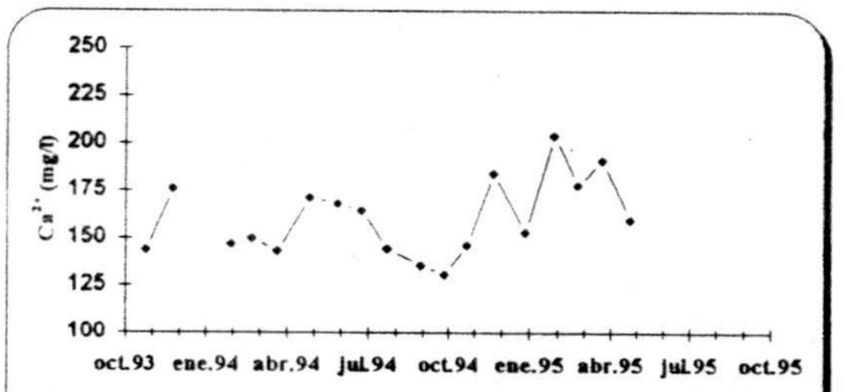


*Captación 19.-G6-5-2*

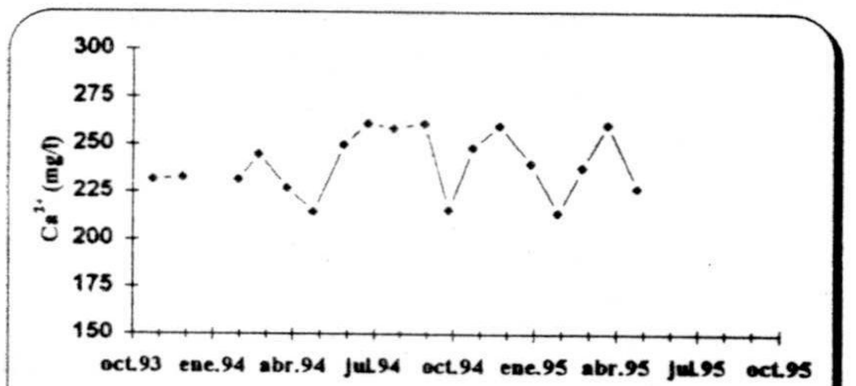


*Captación 20.-G6-N6-2-1*

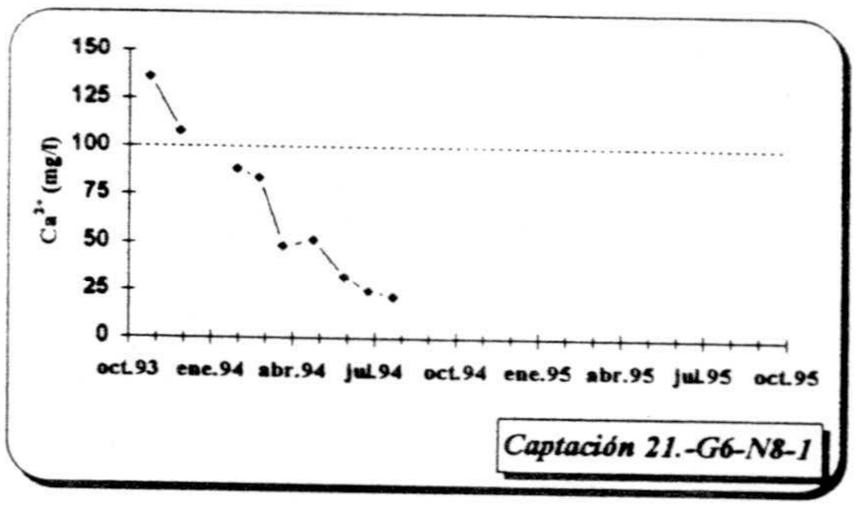


*Captación 21.-G6-N8-1*

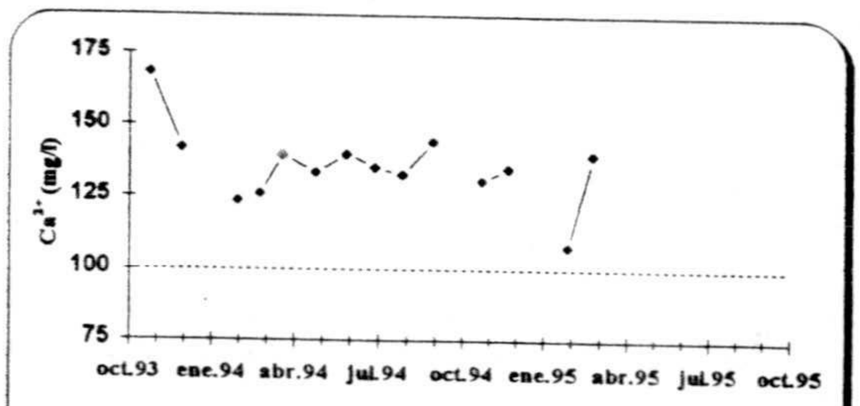


*Captación 22.-G6-9*

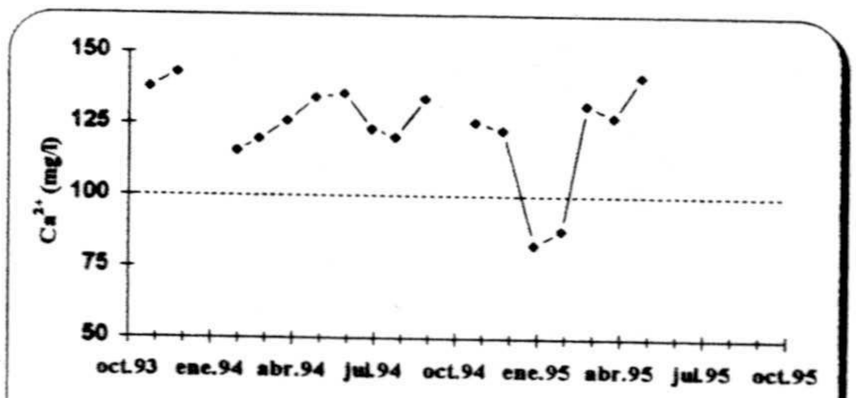


*Captación 23.-G6-N11-1*

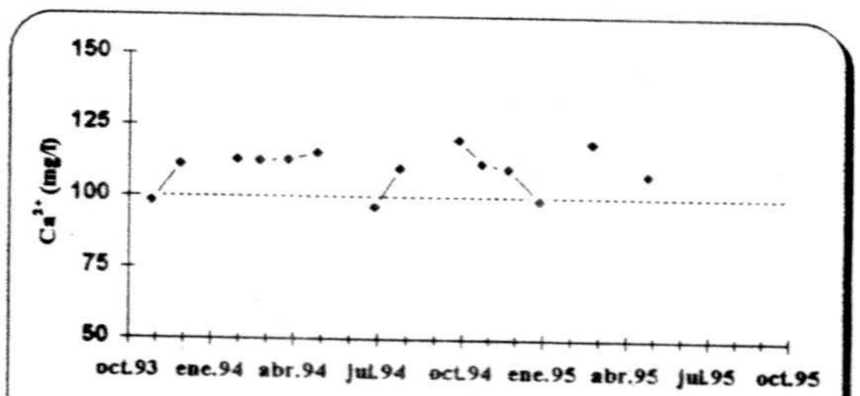


*Captación 24.-G6-N24-1*

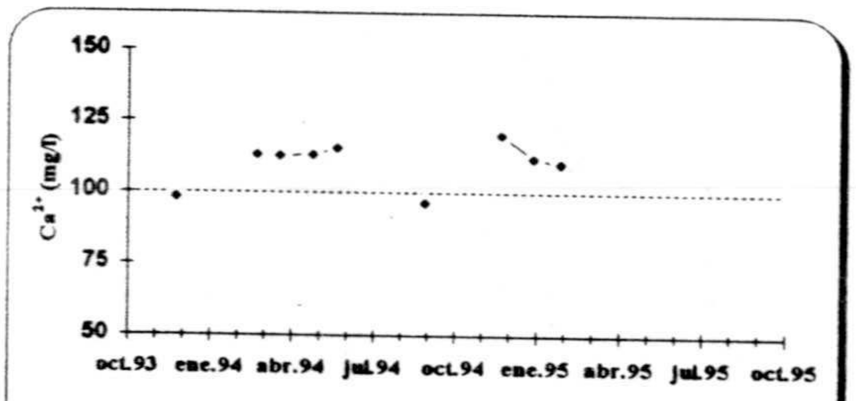


*25.- Río Vélez (2)*

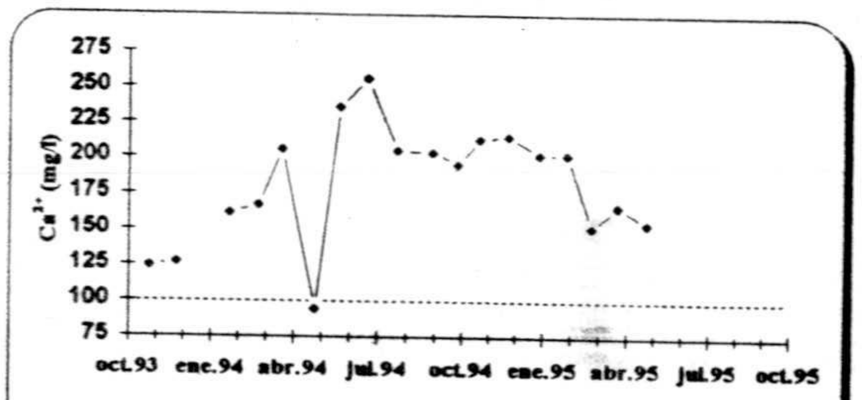


*Captación 26.-G6-19*

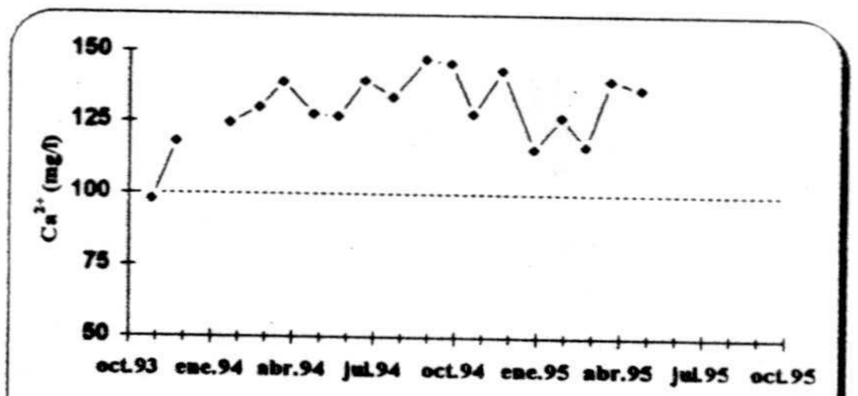


*Captación 27.-G6-28*

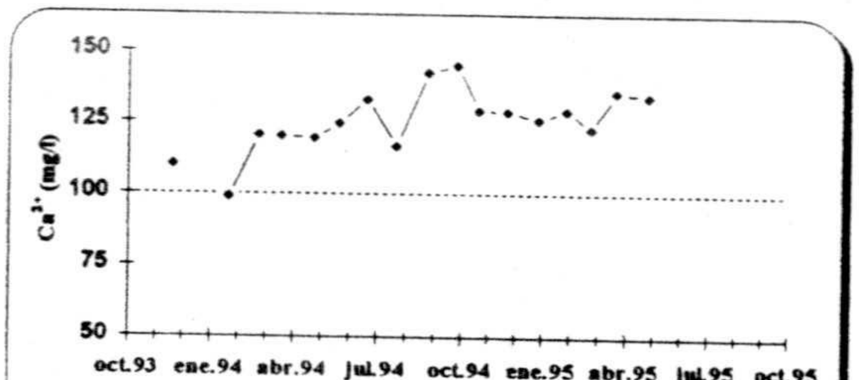


*Captación 28.-G6-30*

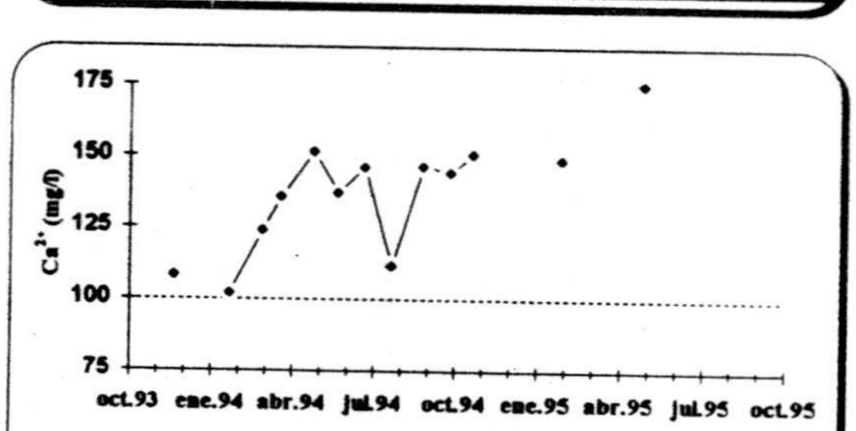


*Captación 29.-G6-32*

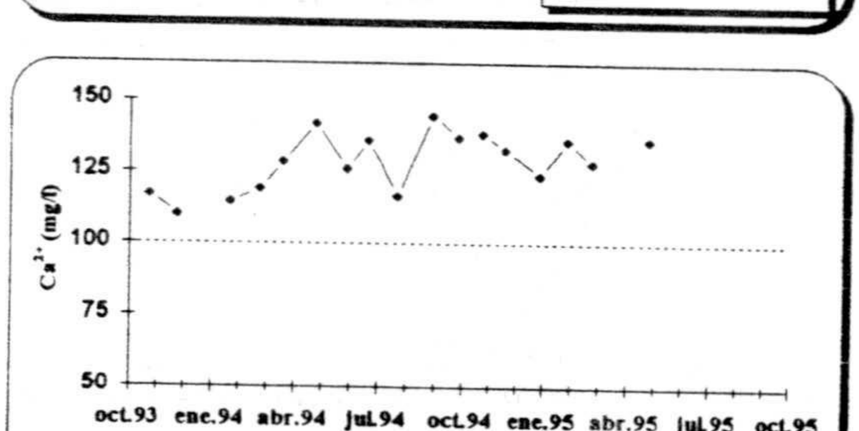


*Captación 30.-H6-1-1(S)*

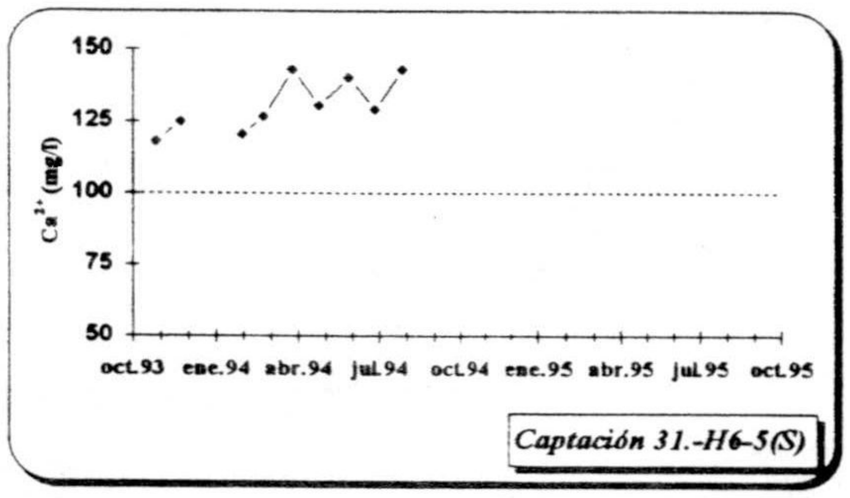


*Captación 31.-H6-5(S)*

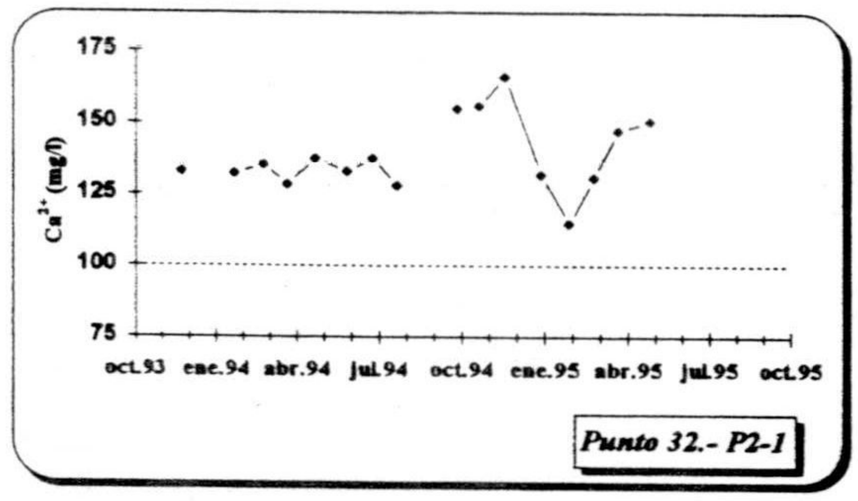


***Punto 32.- P2-1***

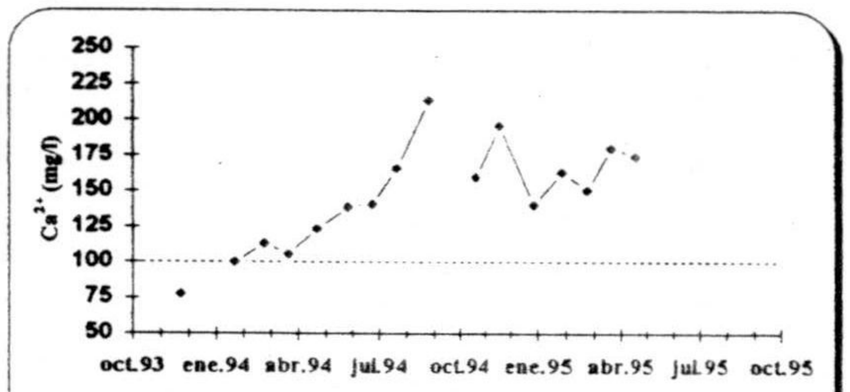


*Captación 33.-H6-12*

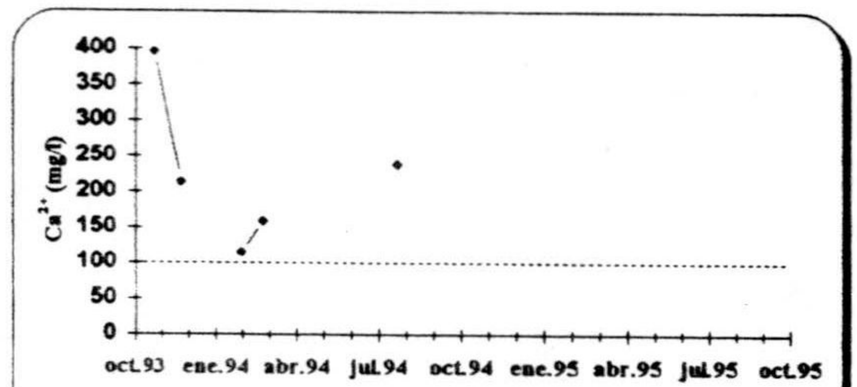


***Captación 34.-H6-14***

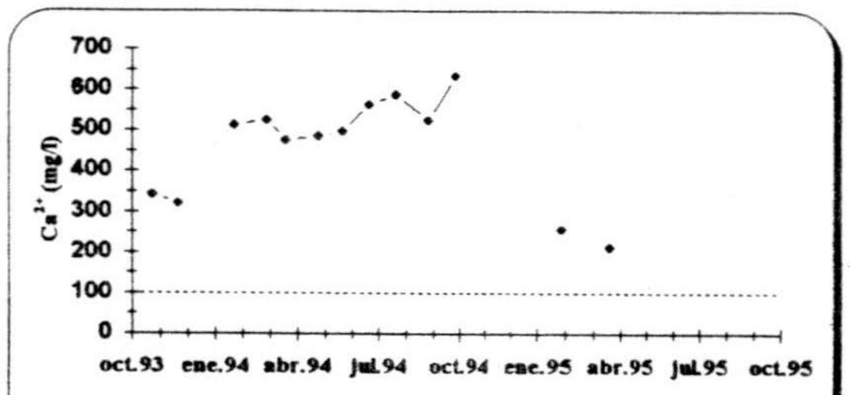


*Captación 35.-H6-16(P)*

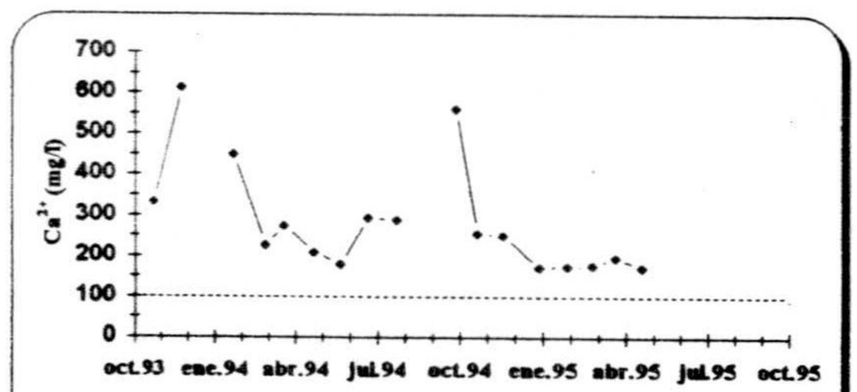


***Captación 36.-H6-17-1***

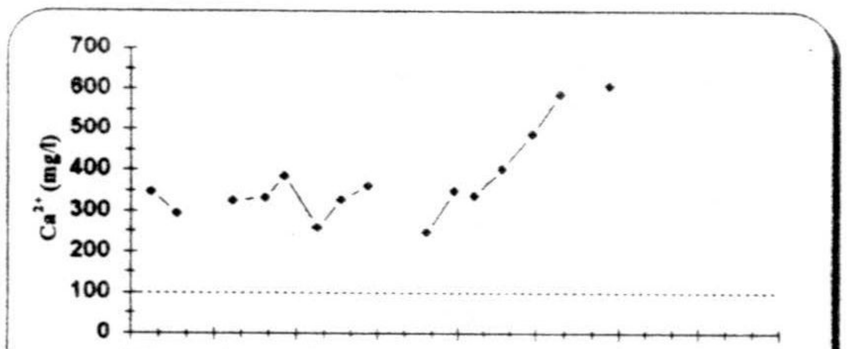


*Captación 37.-H6-18-1*

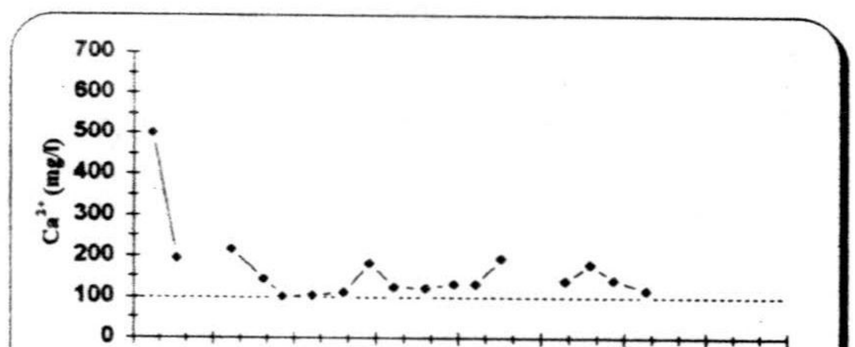


***Captación 38.-H6-20-1***

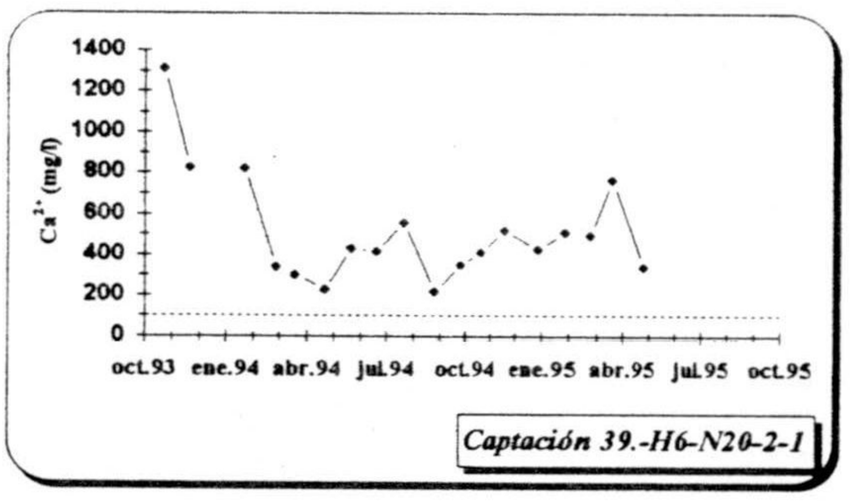


*Captación 39.-H6-N20-2-1*

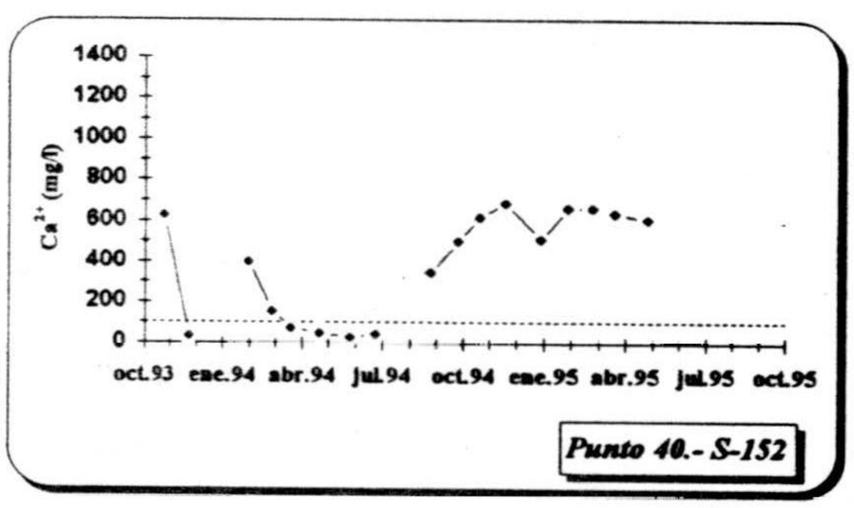


***Punto 40.- S-152***

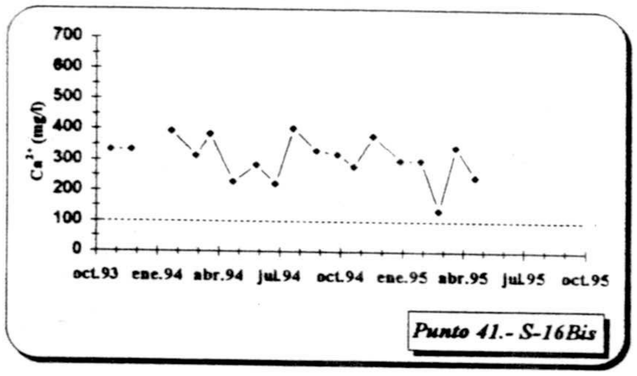


*Punto 41.- S-16Bis*




*Captación 42.-H6-N17-3*

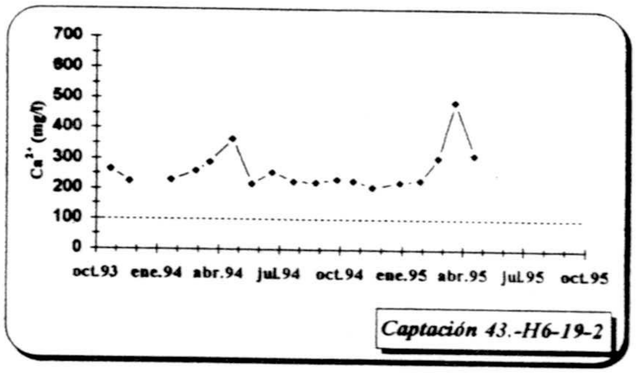


*Captación 43.-H6-19-2*

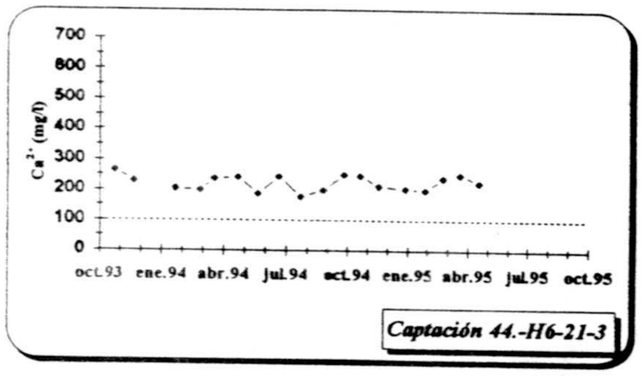


*Captación 44.-H6-21-3*

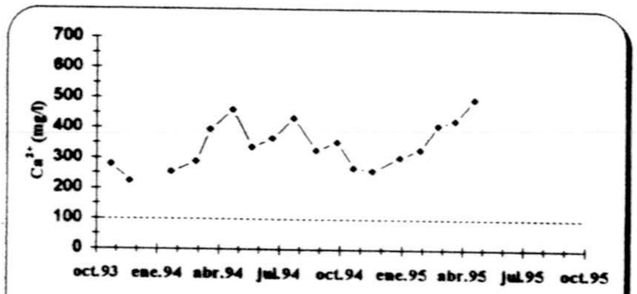


*Captación 45.-H6-N21-1-1*

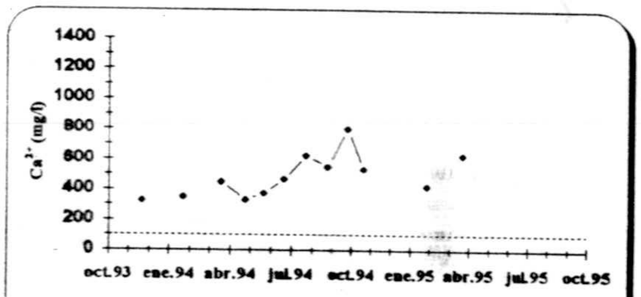


*Captación 46.-H6-18-3*

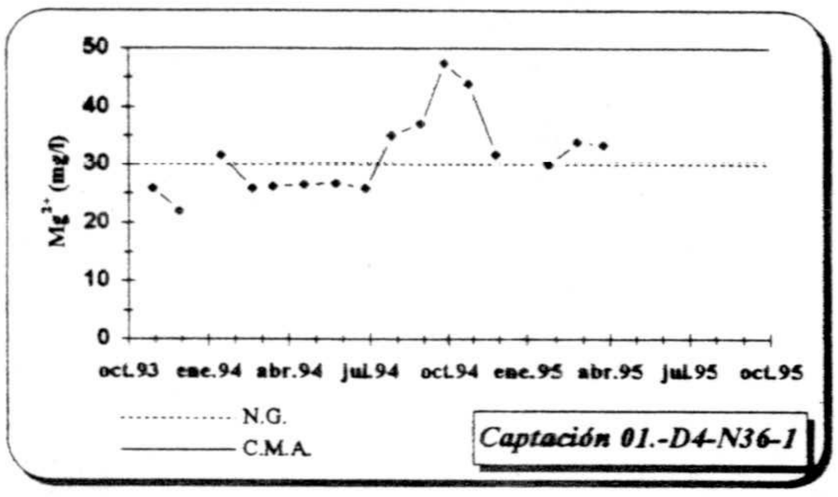
50
40
30
20
10
0
Mg2+ (mg/l)
oct.93 ene.94 abr.94 jul.94 oct.94 ene.95 abr.95 jul.95 oct.95
N.G.
C.M.A.
Captación 01.-D4-N36-1

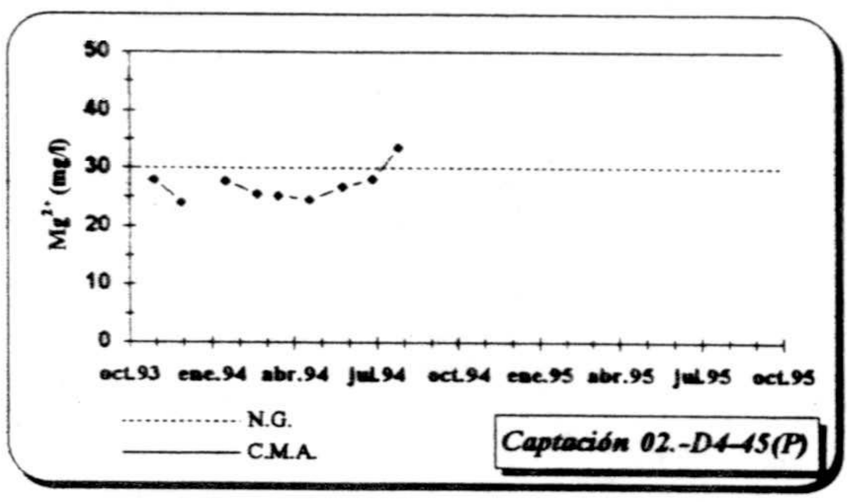
50
40
30
20
10
0
Mg2+ (mg/l)
oct.93 ene.94 abr.94 jul.94 oct.94 ene.95 abr.95 jul.95 oct.95
N.G.
C.M.A.
Captación 02.-D4-45(P)

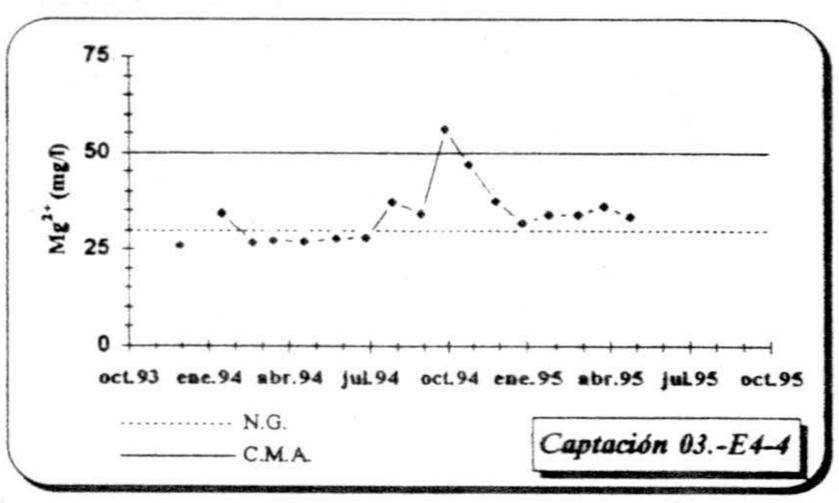
75
50
25
0
Mg2+ (mg/l)
oct.93 ene.94 abr.94 jul.94 oct.94 ene.95 abr.95 jul.95 oct.95
N.G.
C.M.A.
Captación 03.-E4-4

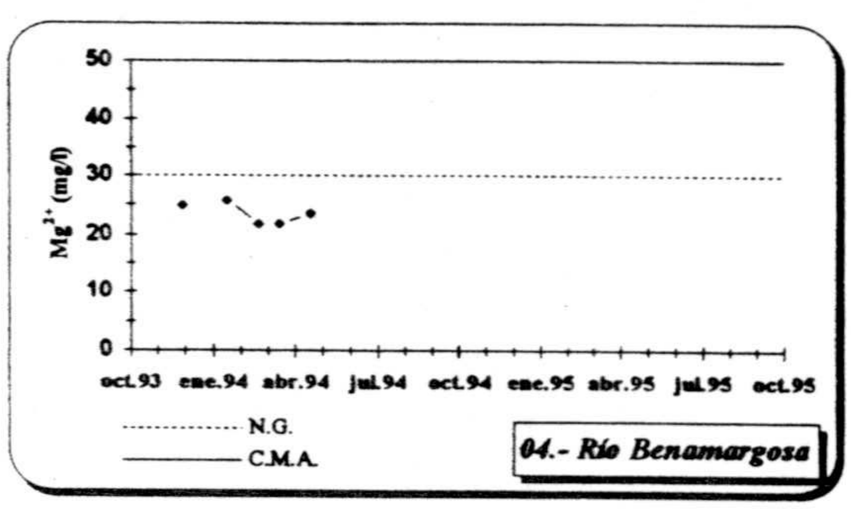
50
40
30
20
10
0
Mg2+ (mg/l)
oct.93 ene.94 abr.94 jul.94 oct.94 ene.95 abr.95 jul.95 oct.95
N.G.
C.M.A.
04.- Río Benamargosa

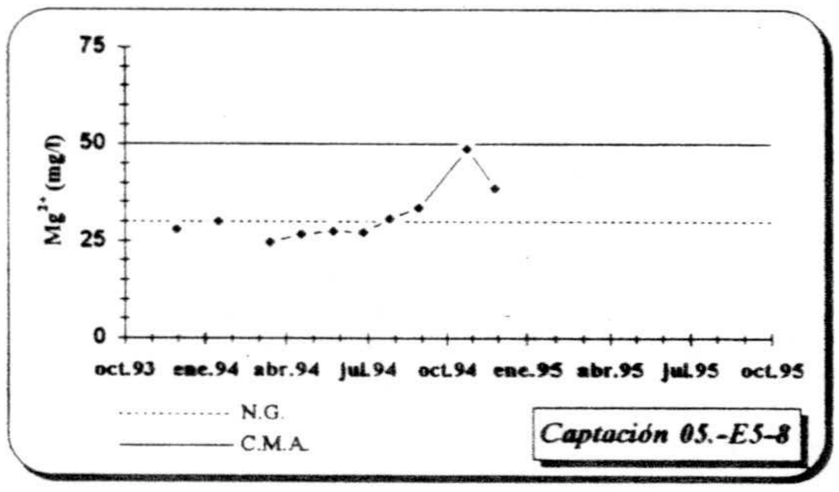
75
50
25
0
Mg2+ (mg/l)
oct.93 ene.94 abr.94 jul.94 oct.94 ene.95 abr.95 jul.95 oct.95
N.G.
C.M.A.
Captación 05.-E5-8

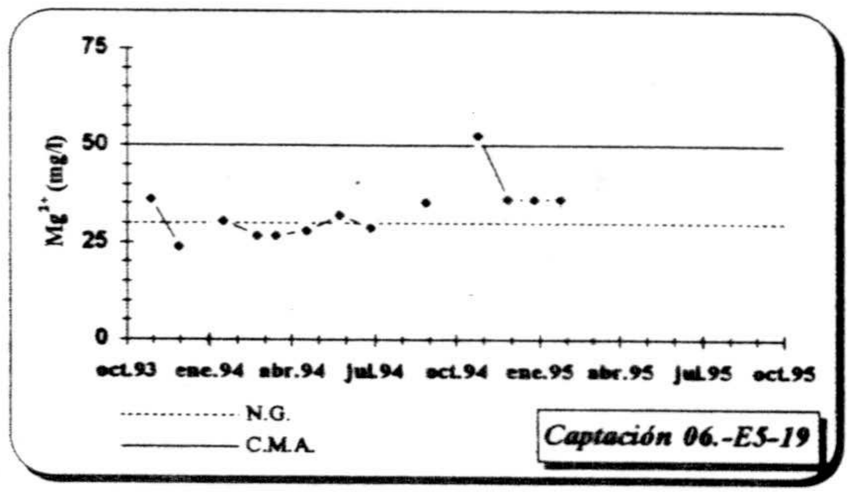
75
50
25
0
Mg2+ (mg/l)
oct.93 ene.94 abr.94 jul.94 oct.94 ene.95 abr.95 jul.95 oct.95
N.G.
C.M.A.
Captación 06.-E5-19

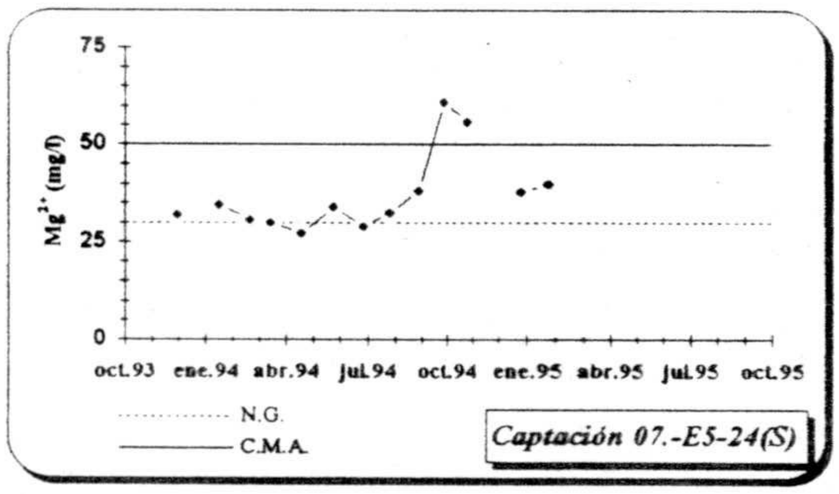
75
50
25
0
Mg2+ (mg/l)
oct.93 ene.94 abr.94 jul.94 oct.94 ene.95 abr.95 jul.95 oct.95
N.G.
C.M.A.
Captación 07.-E5-24(S)

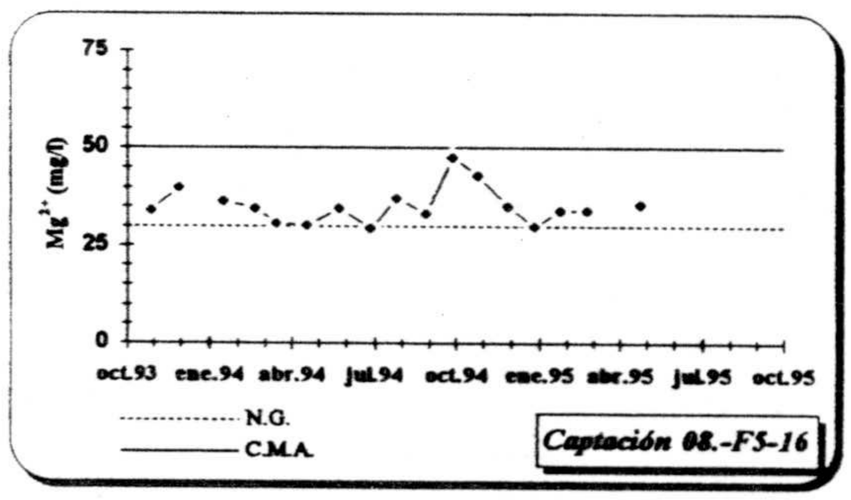
75
50
25
0
Mg2+ (mg/l)
oct.93 ene.94 abr.94 jul.94 oct.94 ene.95 abr.95 jul.95 oct.95
N.G.
C.M.A.
Captación 08.-F5-16

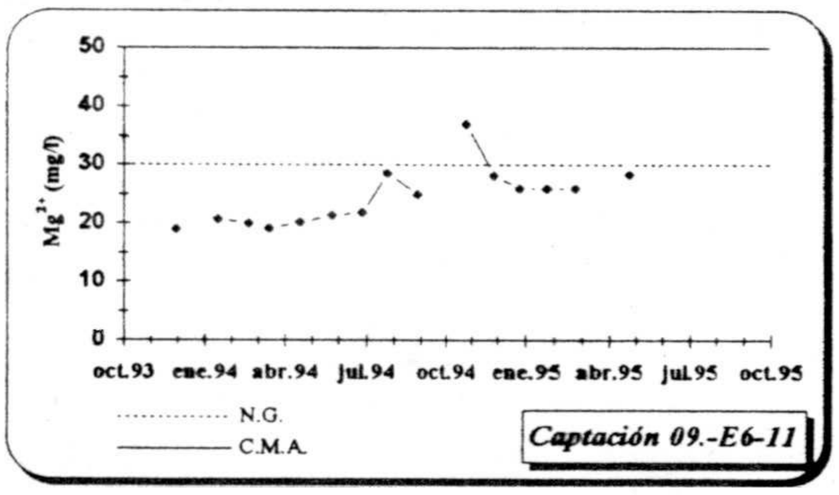
50
40
30
20
10
0
Mg2+ (mg/l)
oct.93 ene.94 abr.94 jul.94 oct.94 ene.95 abr.95 jul.95 oct.95
N.G.
C.M.A.
Captación 09.-E6-11

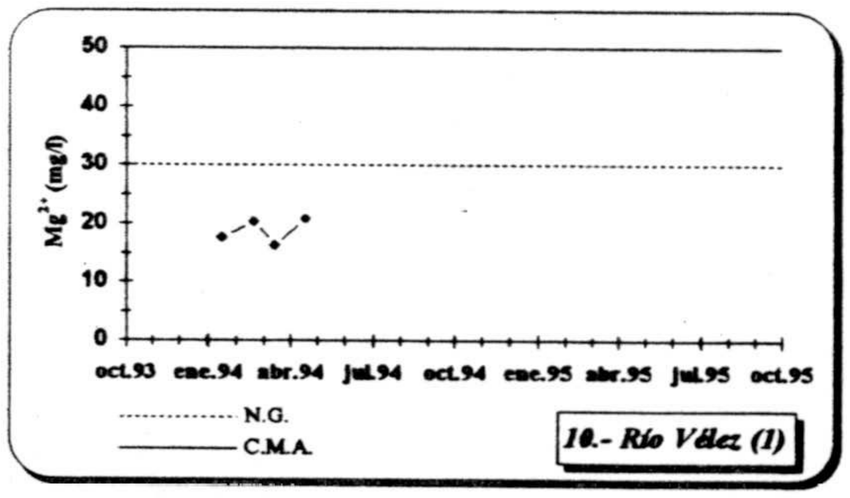
50
40
30
20
10
0
Mg2+ (mg/l)
oct.93 ene.94 abr.94 jul.94 oct.94 ene.95 abr.95 jul.95 oct.95
N.G.
C.M.A.
10.- Río Vélez (I)

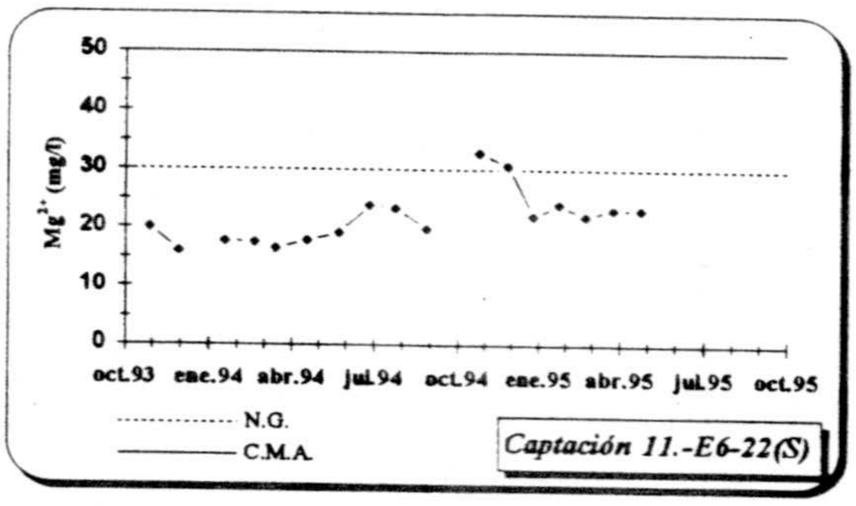

*Captación 11.-E6-22(S)*

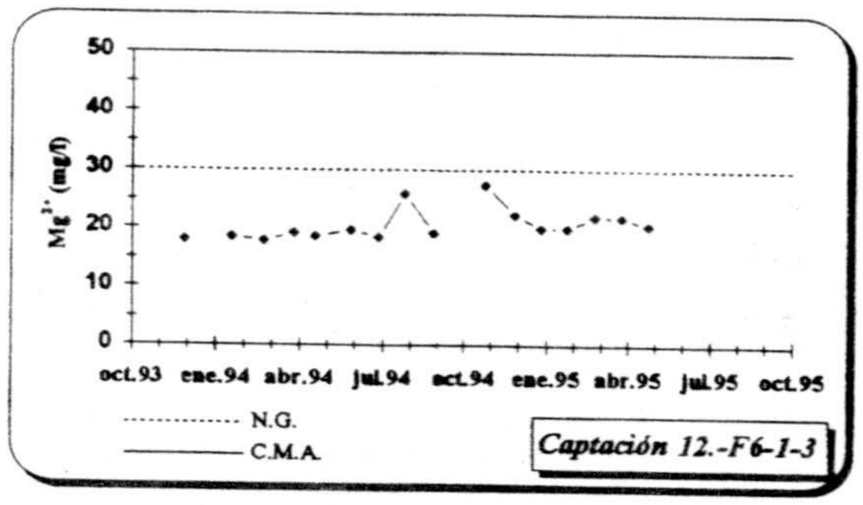

*Captación 12.-F6-1-3*

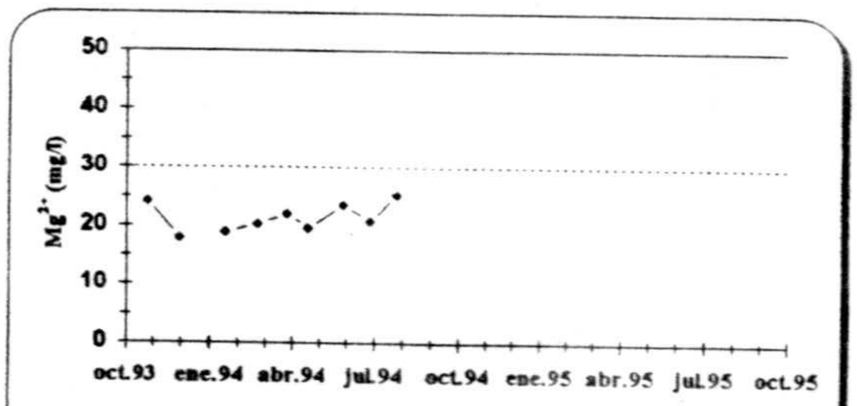

*Captación 13.-F6-1-6*

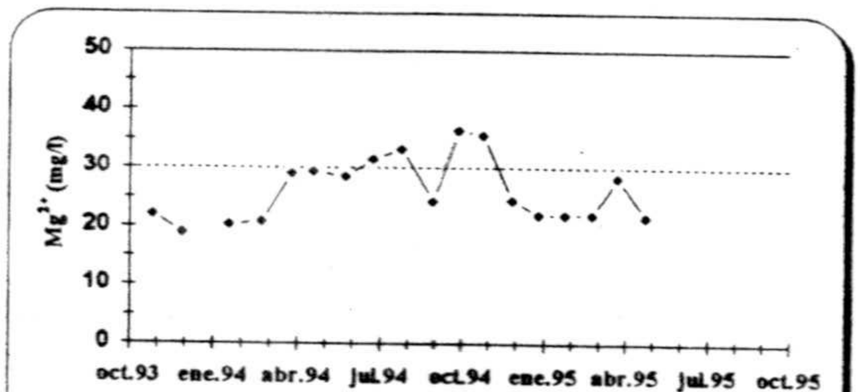

*Punto 14.- P6-1*

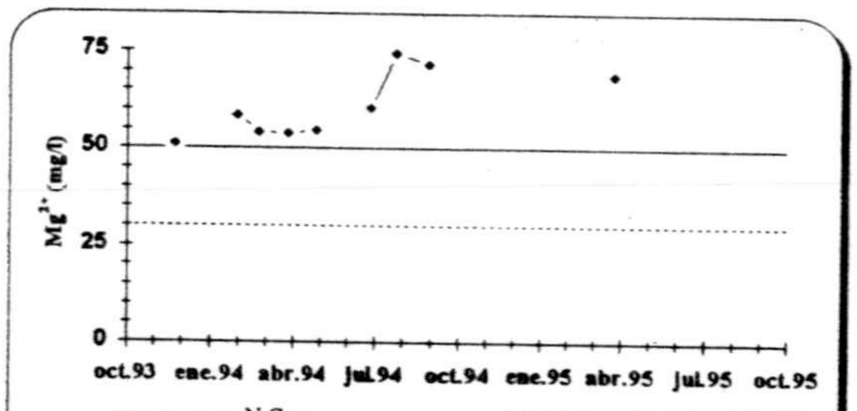

*Captación 15.-F6-20-2*

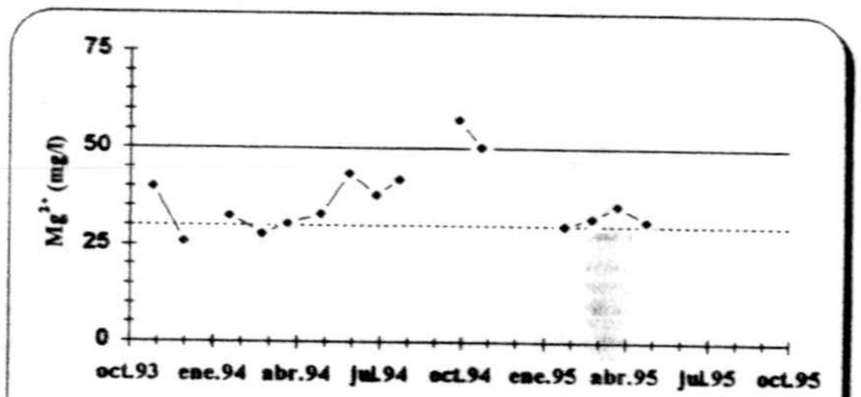

*Captación 16.-F6-24-1*



*Captación 17.-F6-13-1*



*Captación 18.-G6-2-3*

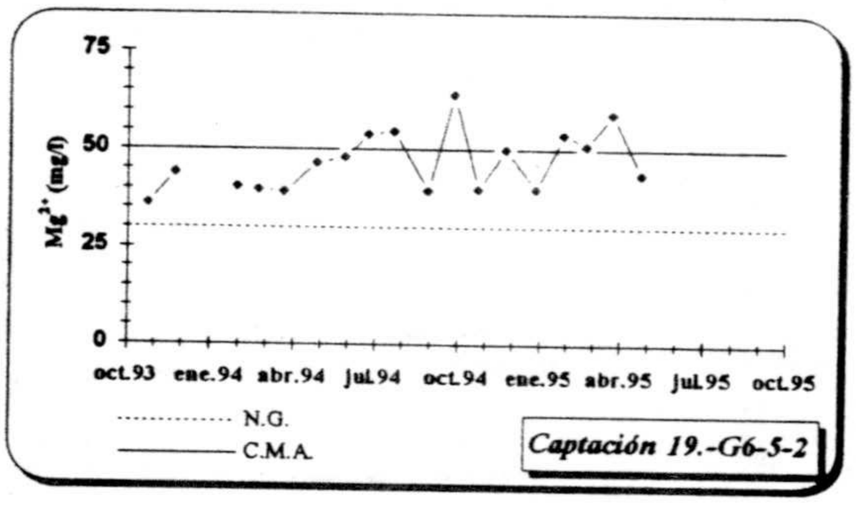

*Captación 19.-G6-5-2*

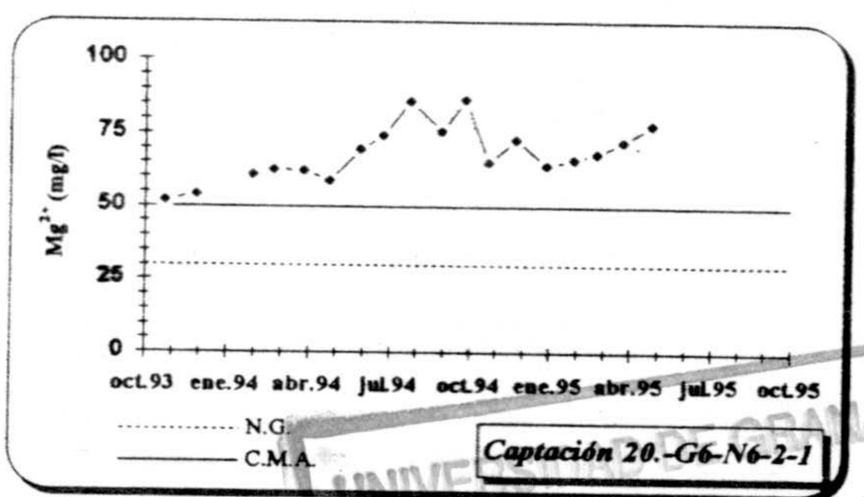

*Captación 20.-G6-N6-2-1*

UNIVERSIDAD DE GRANADA
COMISIÓN DE DOCTORADO

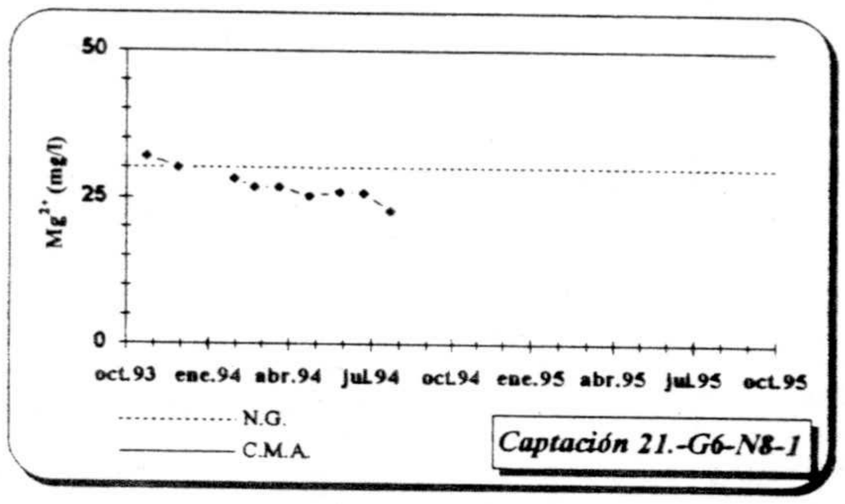
50
25
0
$Mg^{2+}$ (mg/l)
oct.93 ene.94 abr.94 jul.94 oct.94 ene.95 abr.95 jul.95 oct.95
N.G.
C.M.A.
Captación 21.-G6-N8-1

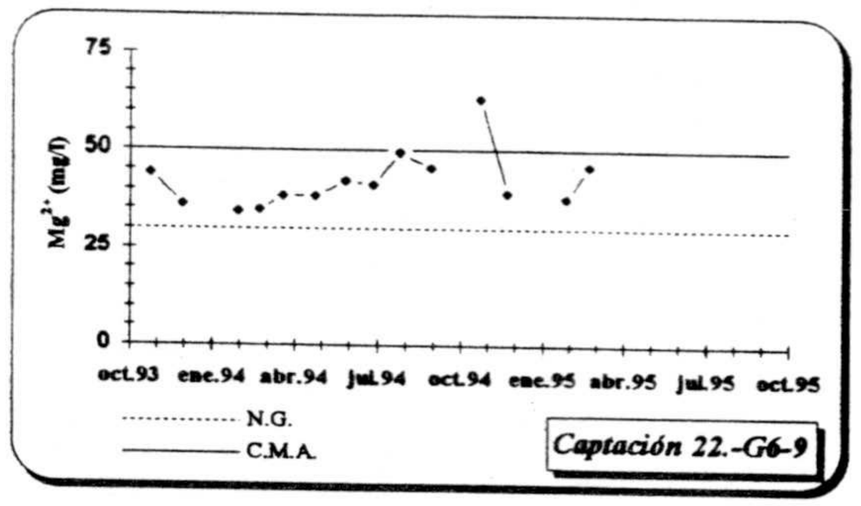
75
50
25
0
$Mg^{2+}$ (mg/l)
oct.93 ene.94 abr.94 jul.94 oct.94 ene.95 abr.95 jul.95 oct.95
N.G.
C.M.A.
Captación 22.-G6-9

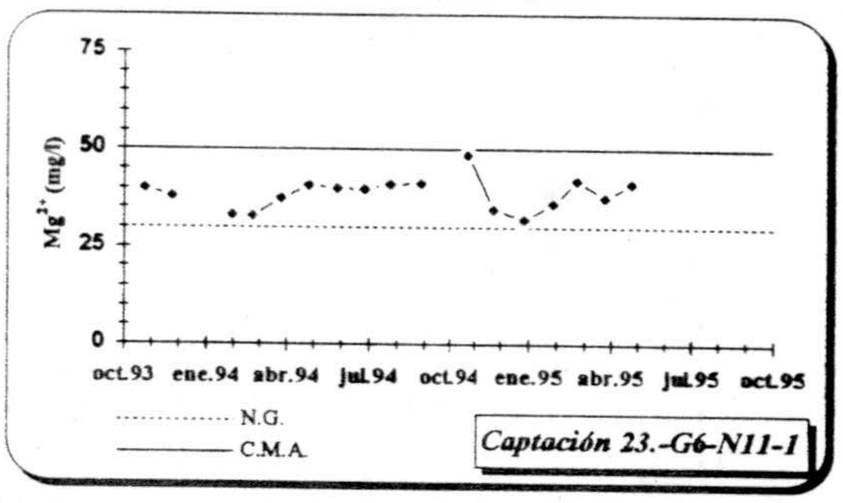
75
50
25
0
$Mg^{2+}$ (mg/l)
oct.93 ene.94 abr.94 jul.94 oct.94 ene.95 abr.95 jul.95 oct.95
N.G.
C.M.A.
Captación 23.-G6-N11-1

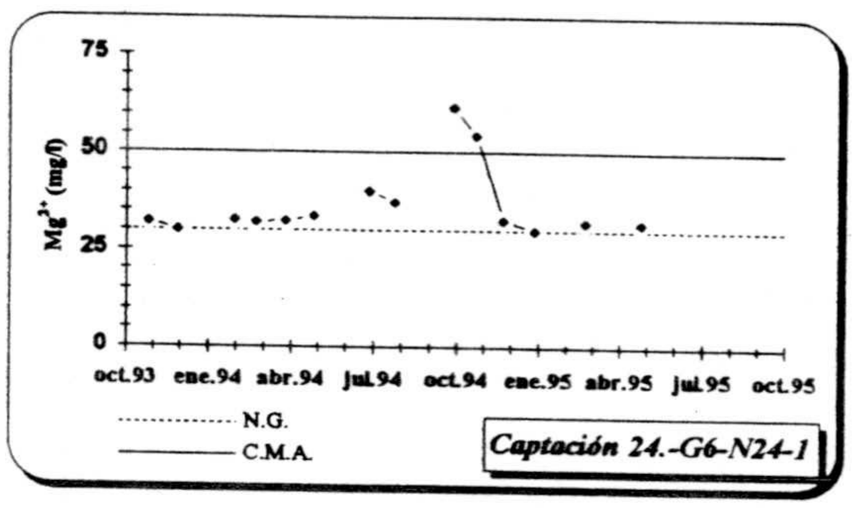
75
50
25
0
$Mg^{2+}$ (mg/l)
oct.93 ene.94 abr.94 jul.94 oct.94 ene.95 abr.95 jul.95 oct.95
N.G.
C.M.A.
Captación 24.-G6-N24-1

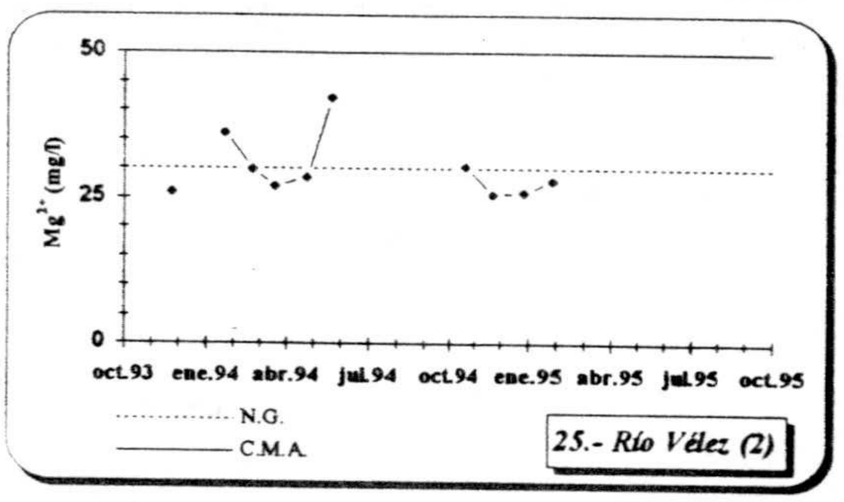
50
25
0
$Mg^{2+}$ (mg/l)
oct.93 ene.94 abr.94 jul.94 oct.94 ene.95 abr.95 jul.95 oct.95
N.G.
C.M.A.
25.- Río Vélez (2)

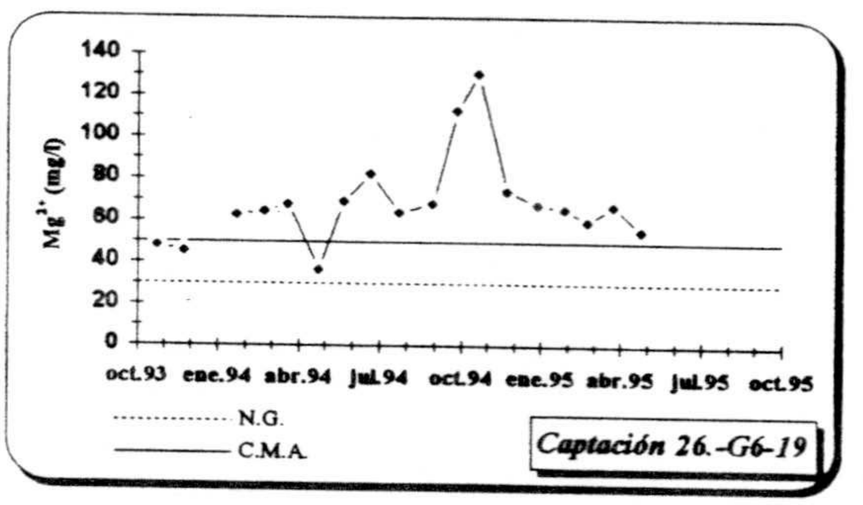
140
120
100
80
60
40
20
0
$Mg^{2+}$ (mg/l)
oct.93 ene.94 abr.94 jul.94 oct.94 ene.95 abr.95 jul.95 oct.95
N.G.
C.M.A.
Captación 26.-G6-19

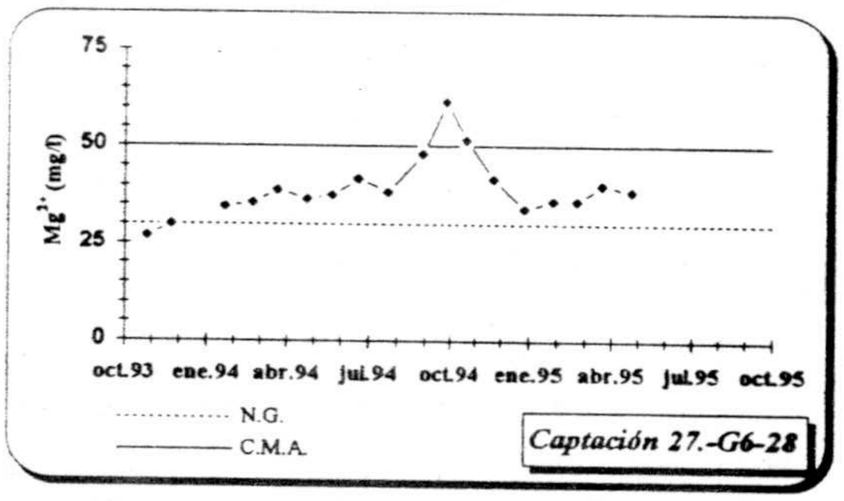
75
50
25
0
$Mg^{2+}$ (mg/l)
oct.93 ene.94 abr.94 jul.94 oct.94 ene.95 abr.95 jul.95 oct.95
N.G.
C.M.A.
Captación 27.-G6-28

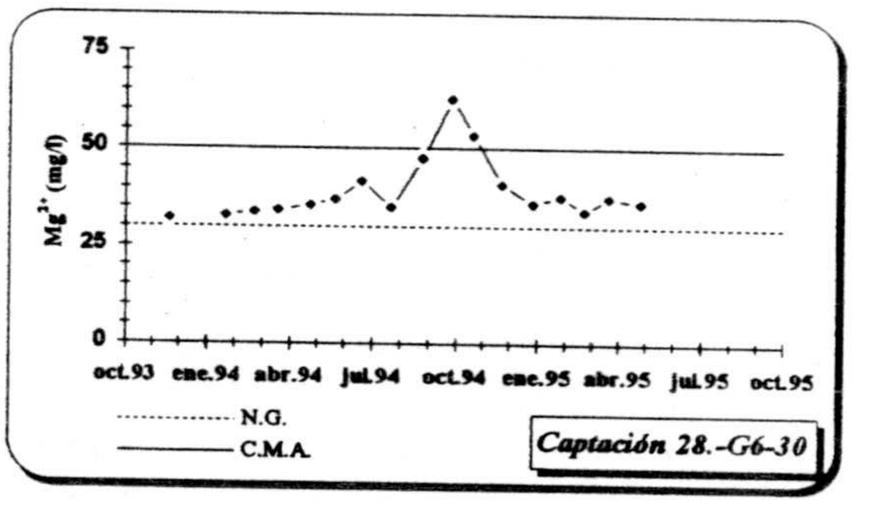
75
50
25
0
$Mg^{2+}$ (mg/l)
oct.93 ene.94 abr.94 jul.94 oct.94 ene.95 abr.95 jul.95 oct.95
N.G.
C.M.A.
Captación 28.-G6-30

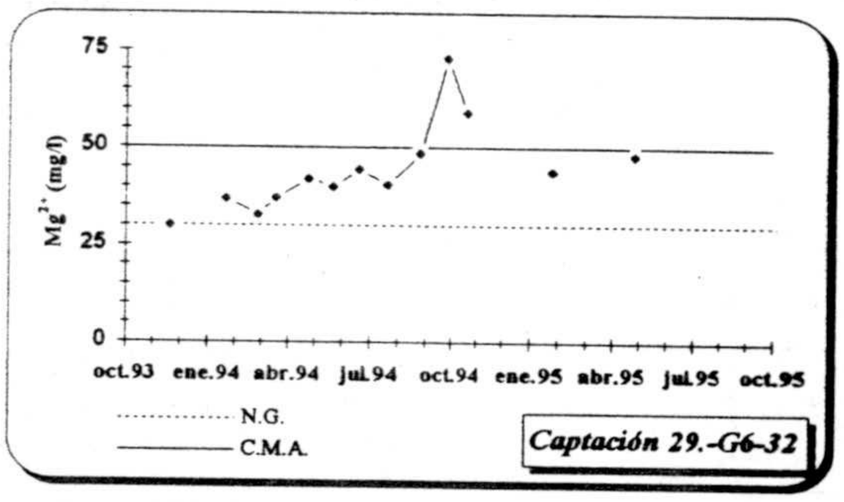
75
50
25
0
$Mg^{2+}$ (mg/l)
oct.93 ene.94 abr.94 jul.94 oct.94 ene.95 abr.95 jul.95 oct.95
N.G.
C.M.A.
Captación 29.-G6-32

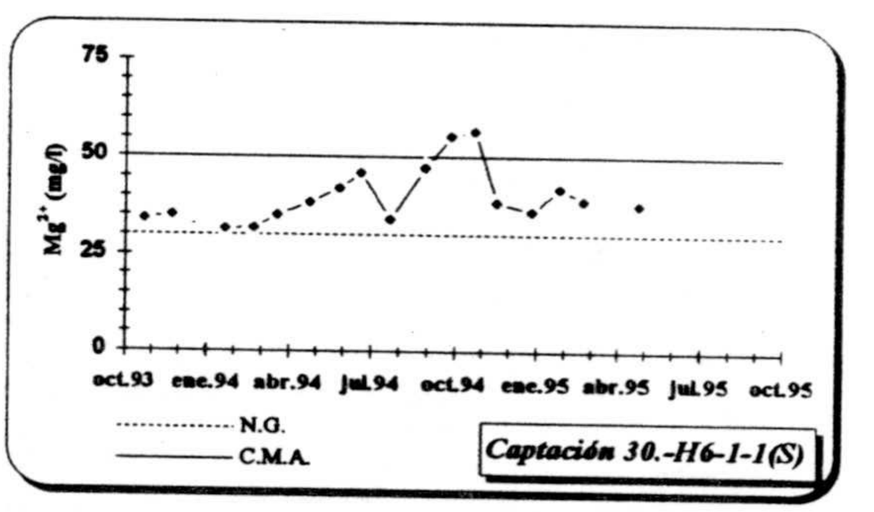
75
50
25
0
$Mg^{2+}$ (mg/l)
oct.93 ene.94 abr.94 jul.94 oct.94 ene.95 abr.95 jul.95 oct.95
N.G.
C.M.A.
Captación 30.-H6-1-1(S)

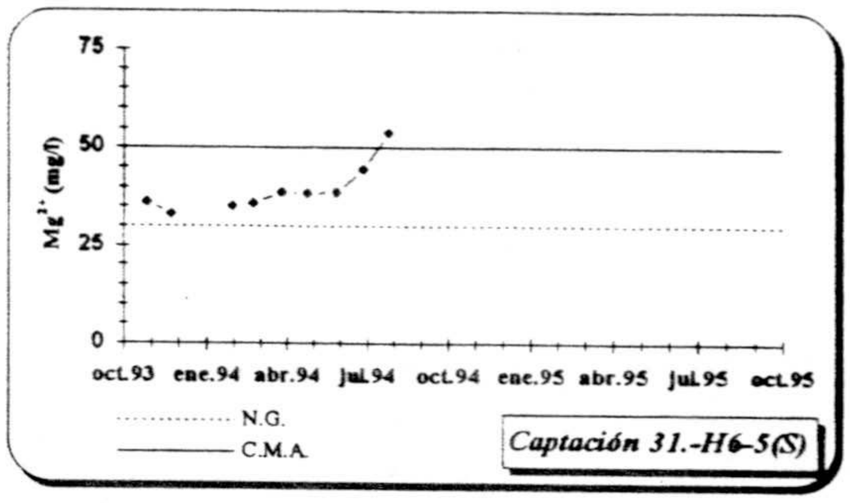

*Captación 31.-H6-5(S)*

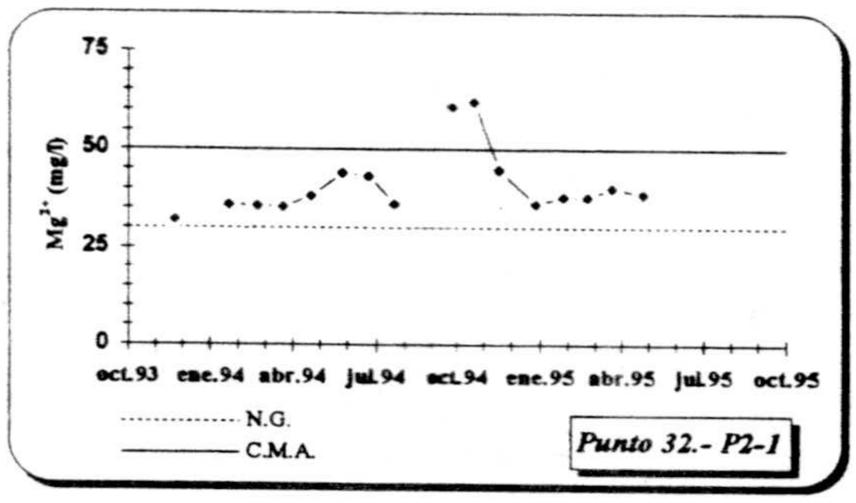

*Punto 32.- P2-1*

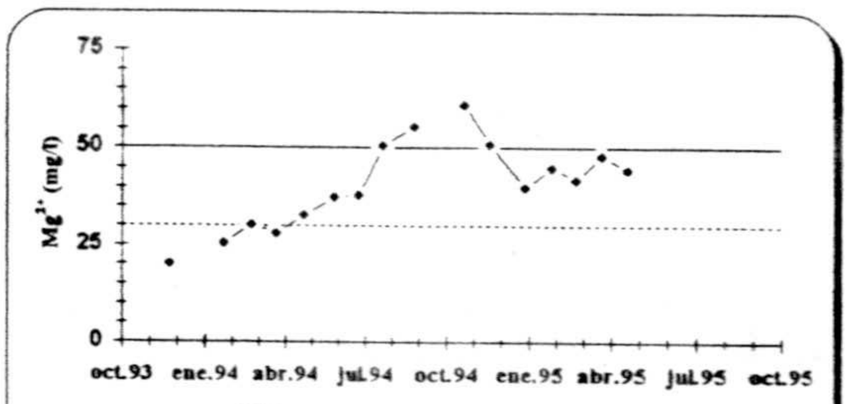

*Captación 33.-H6-12*

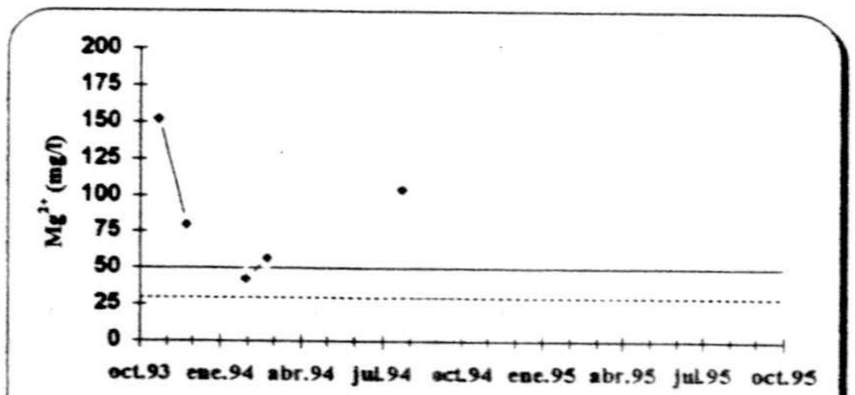

*Captación 34.-H6-14*

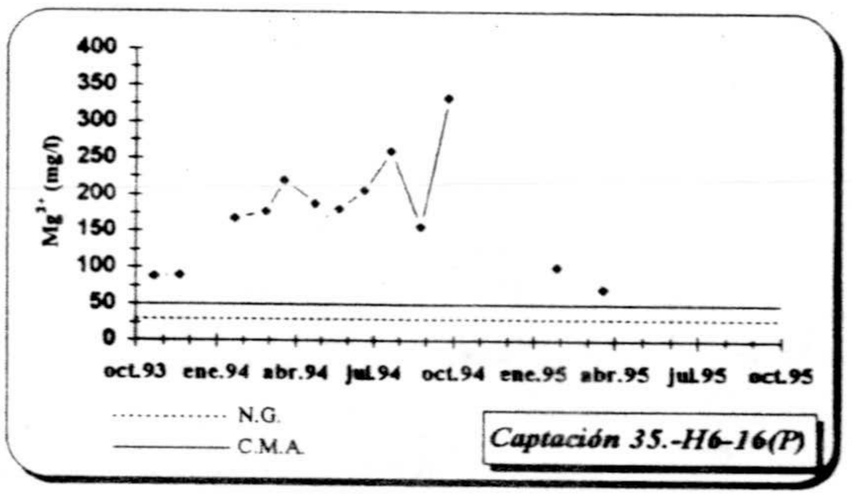

*Captación 35.-H6-16(P)*

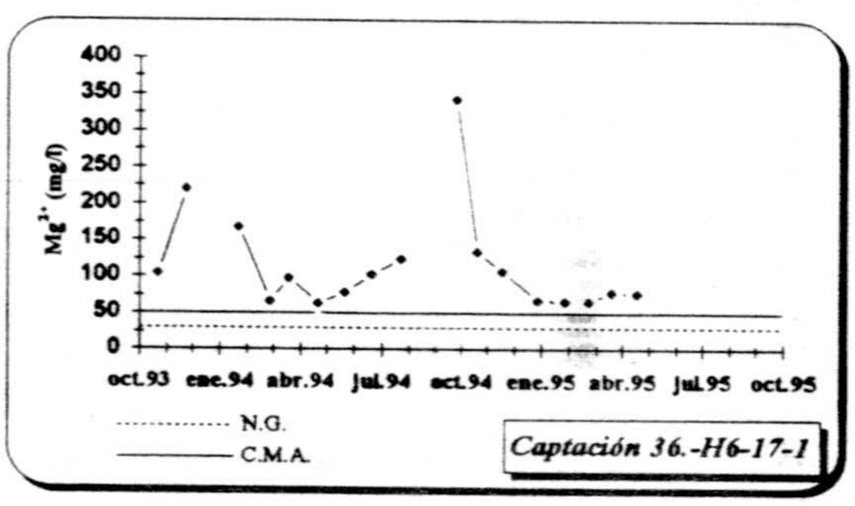

*Captación 36.-H6-17-1*

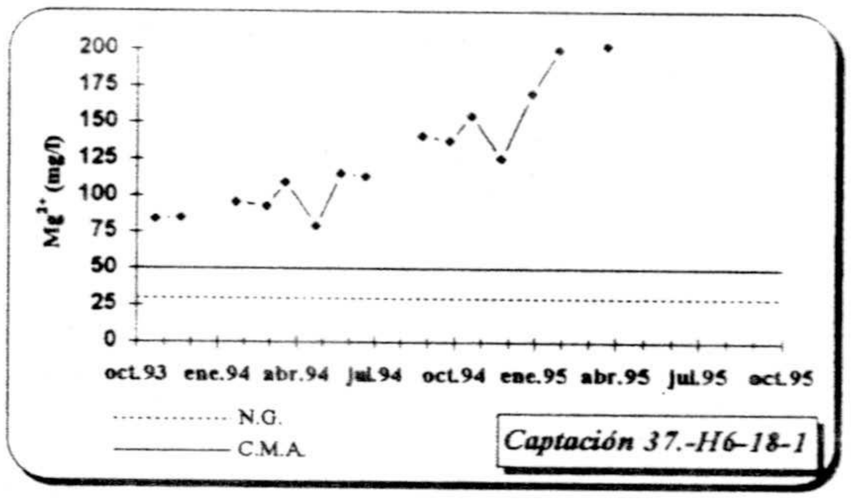

*Captación 37.-H6-18-1*

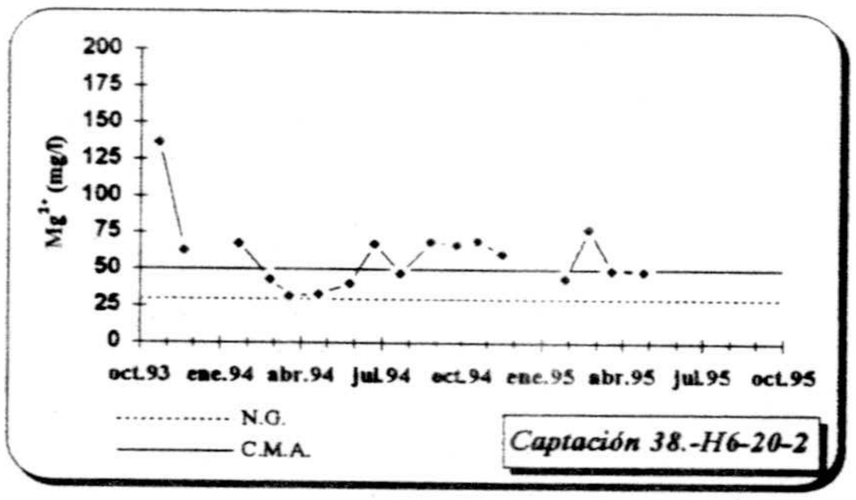

*Captación 38.-H6-20-2*

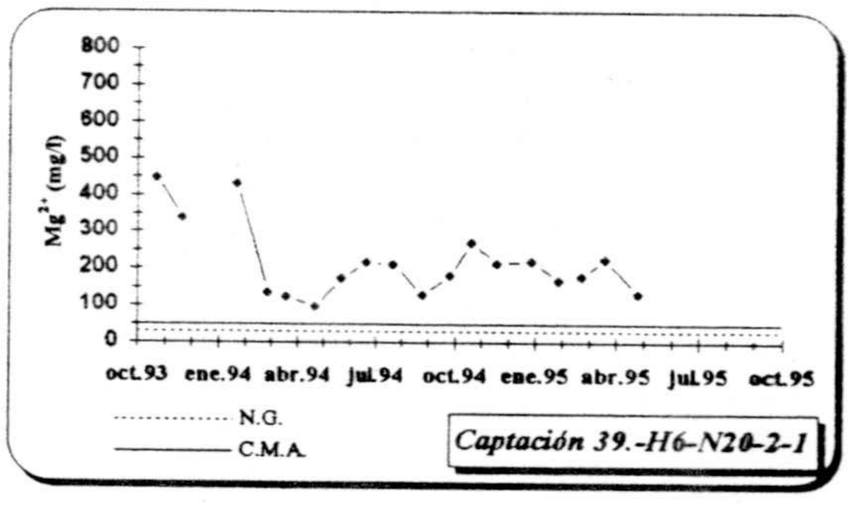

*Captación 39.-H6-N20-2-1*

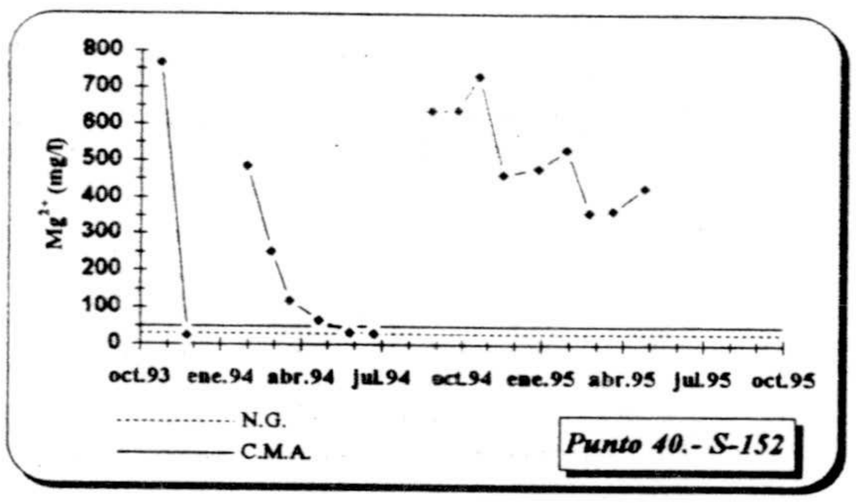

*Punto 40.- S-152*

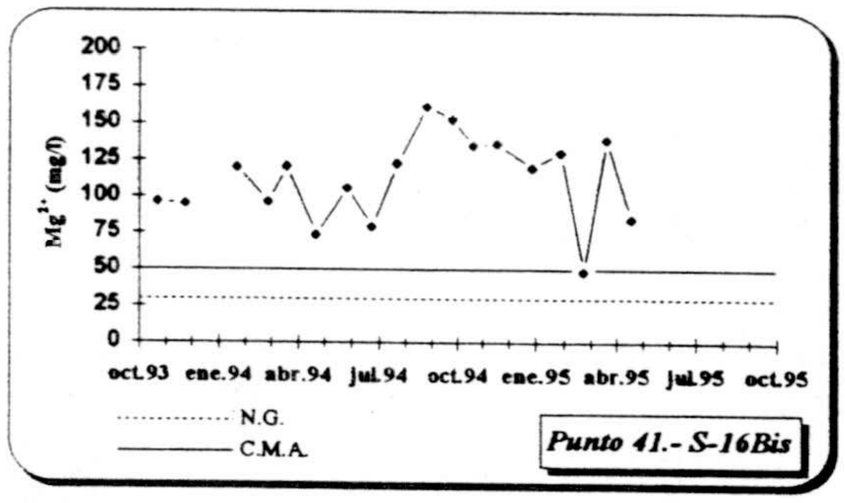
200
175
150
125
100
75
50
25
0
Mg2+ (mg/l)
oct.93 ene.94 abr.94 jul.94 oct.94 ene.95 abr.95 jul.95 oct.95
N.G.
C.M.A.
Punto 41.- S-16Bis

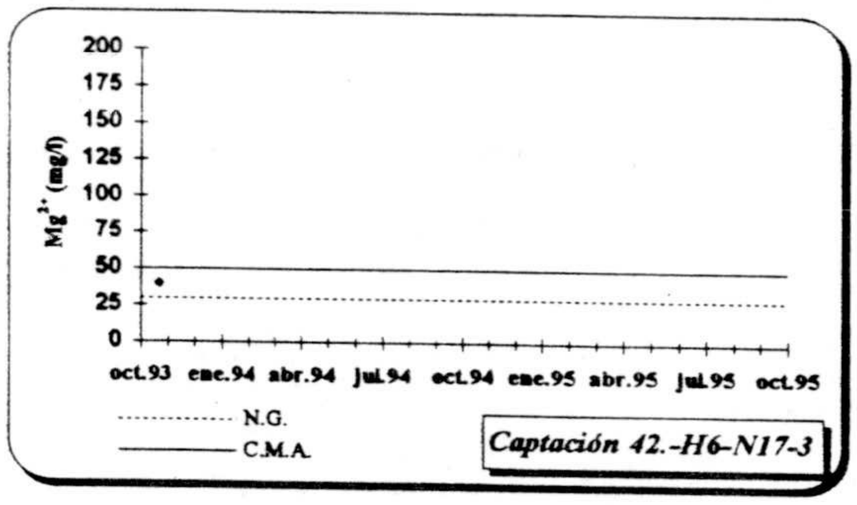
200
175
150
125
100
75
50
25
0
Mg2+ (mg/l)
oct.93 ene.94 abr.94 jul.94 oct.94 ene.95 abr.95 jul.95 oct.95
N.G.
C.M.A.
Captación 42.-H6-N17-3

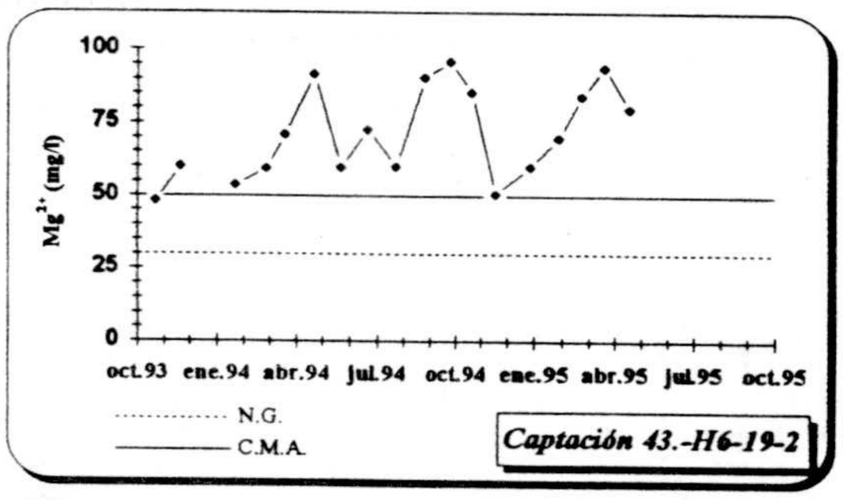
100
75
50
25
0
Mg2+ (mg/l)
oct.93 ene.94 abr.94 jul.94 oct.94 ene.95 abr.95 jul.95 oct.95
N.G.
C.M.A.
Captación 43.-H6-19-2

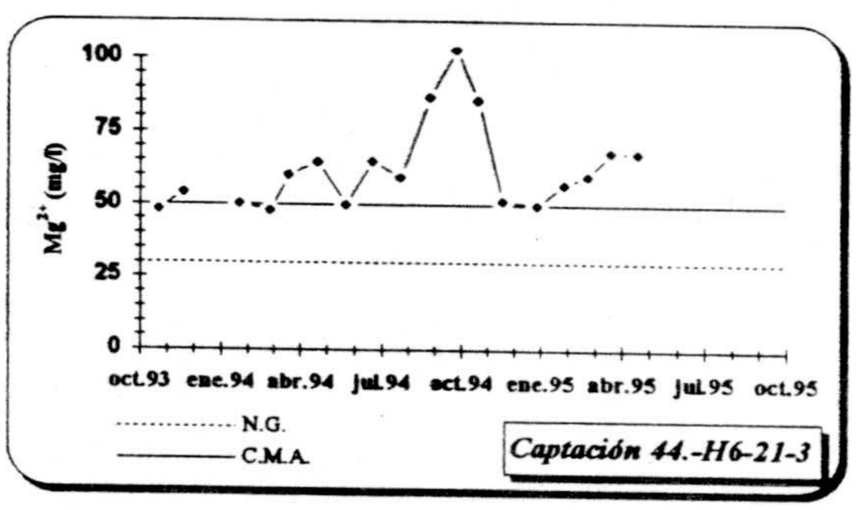
100
75
50
25
0
Mg2+ (mg/l)
oct.93 ene.94 abr.94 jul.94 oct.94 ene.95 abr.95 jul.95 oct.95
N.G.
C.M.A.
Captación 44.-H6-21-3

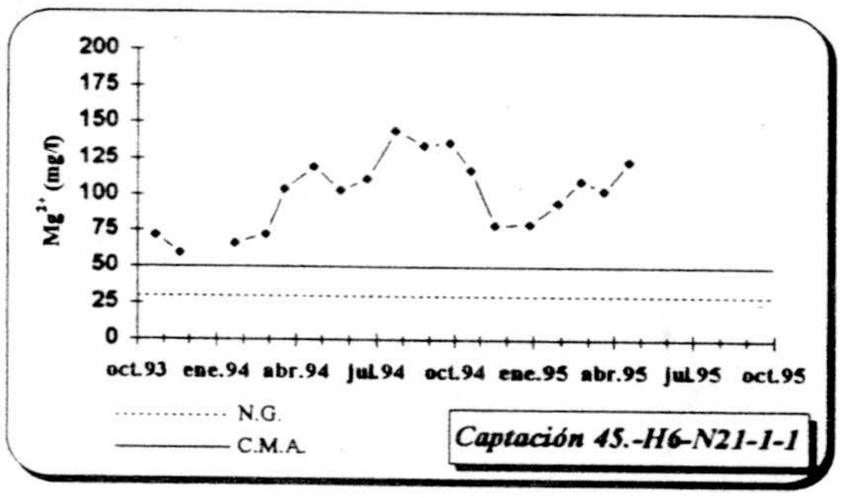
200
175
150
125
100
75
50
25
0
Mg2+ (mg/l)
oct.93 ene.94 abr.94 jul.94 oct.94 ene.95 abr.95 jul.95 oct.95
N.G.
C.M.A.
Captación 45.-H6-N21-1-1

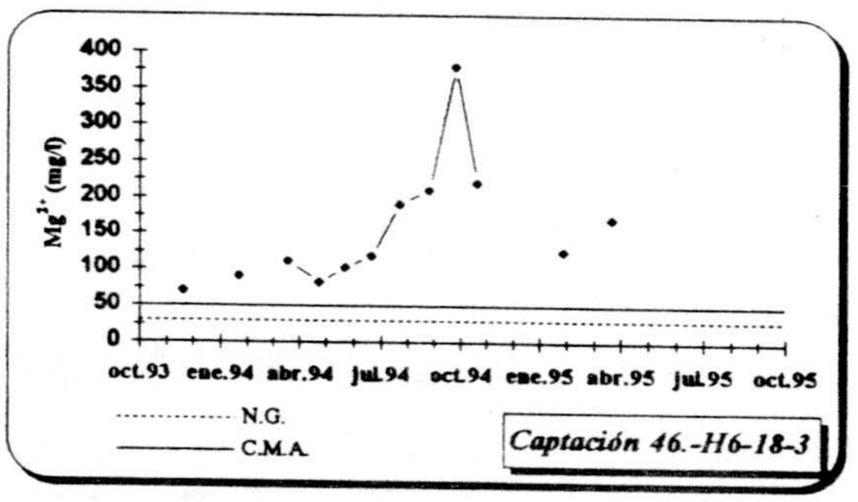
400
350
300
250
200
150
100
50
0
Mg2+ (mg/l)
oct.93 ene.94 abr.94 jul.94 oct.94 ene.95 abr.95 jul.95 oct.95
N.G.
C.M.A.
Captación 46.-H6-18-3

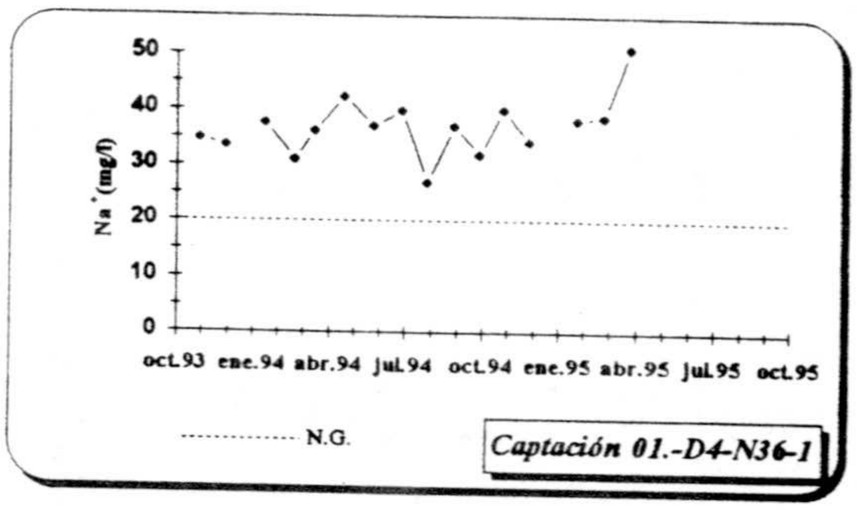


*Captación 01.-D4-N36-1*

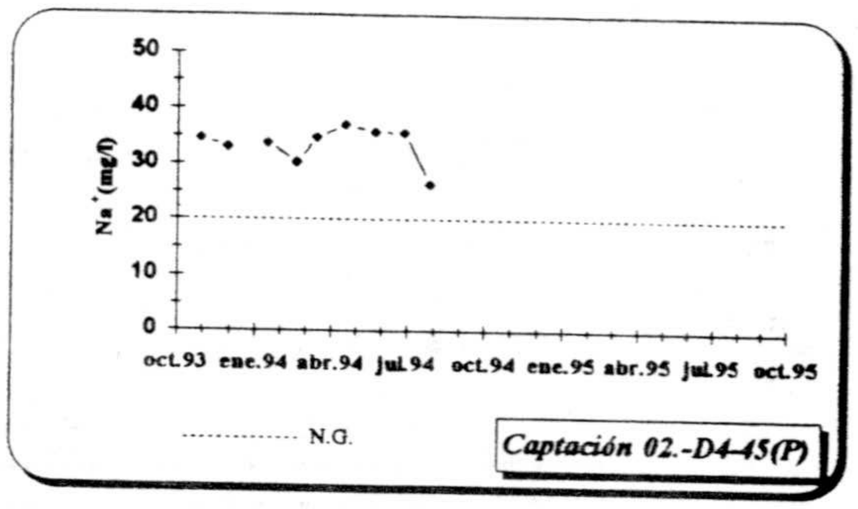


*Captación 02.-D4-45(P)*

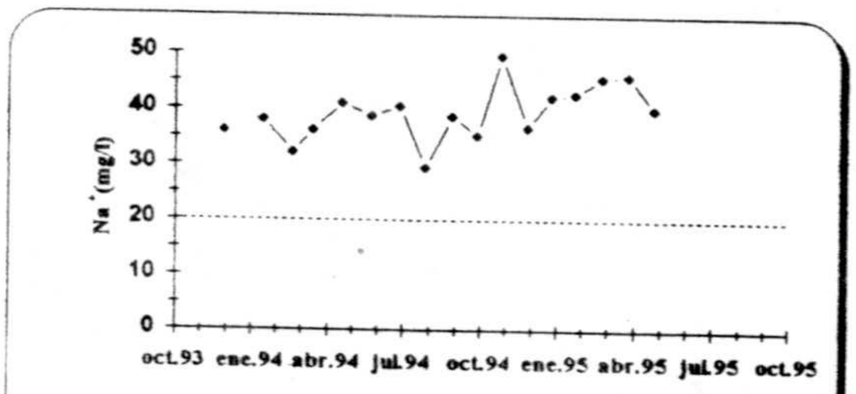


*Captación 03.-E4-4*

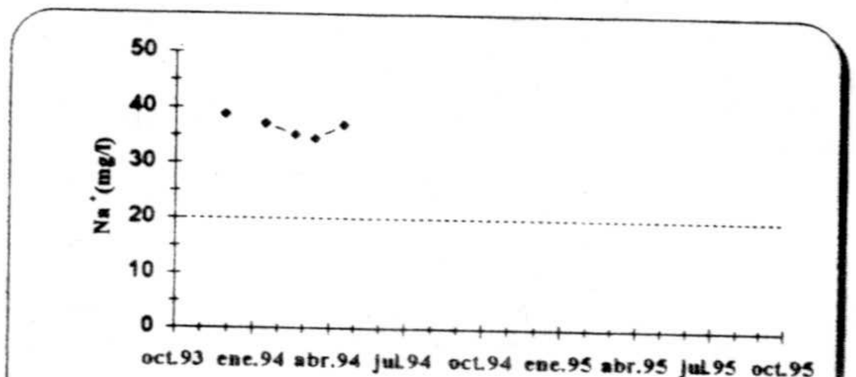


*04.- Río Benamargosa*




*Captación 05.-E5-8*

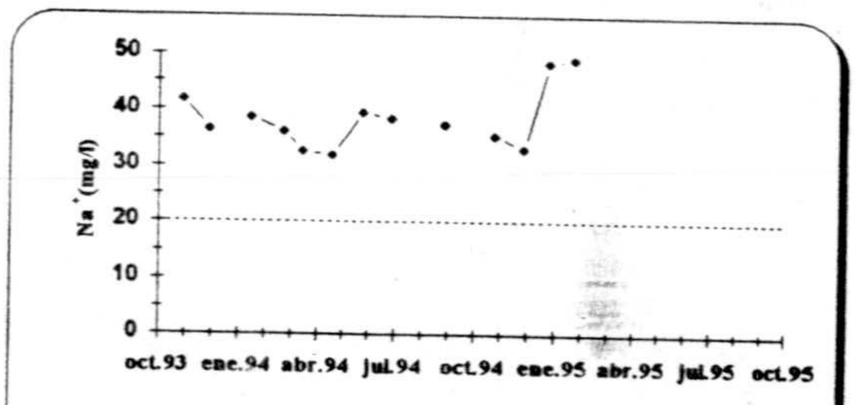


*Captación 06.-E5-19*

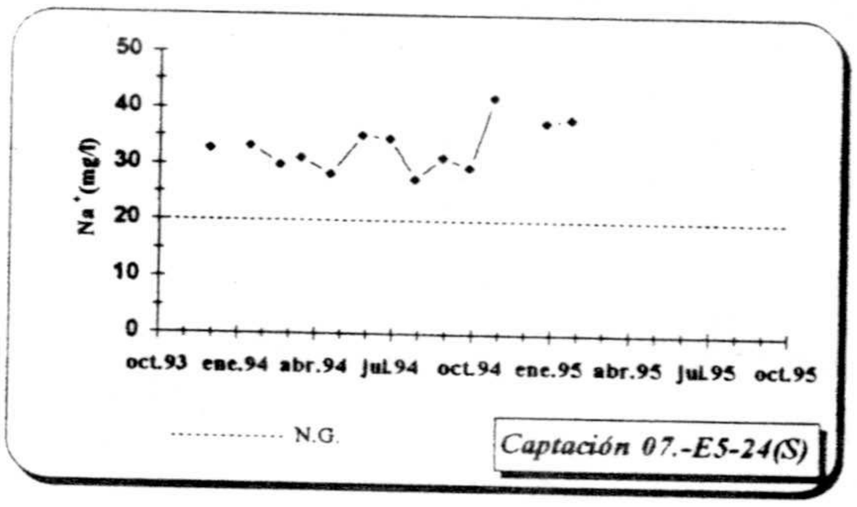


*Captación 07.-E5-24(S)*

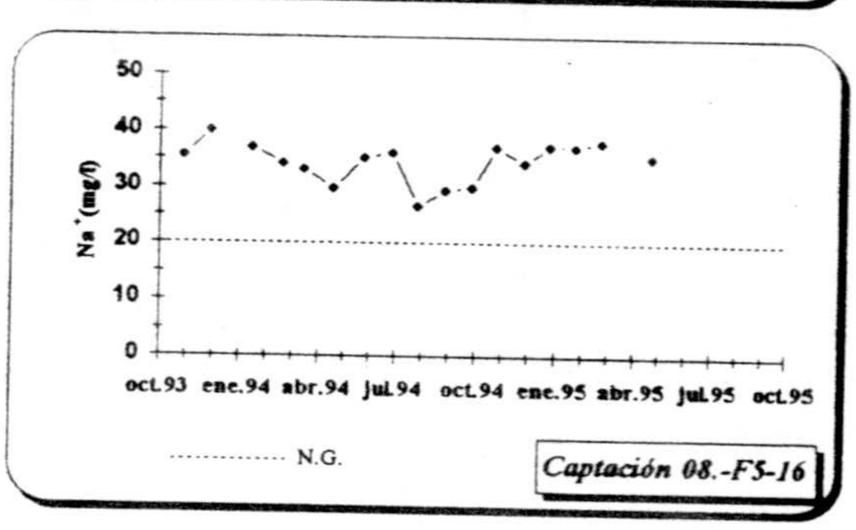


*Captación 08.-F5-16*

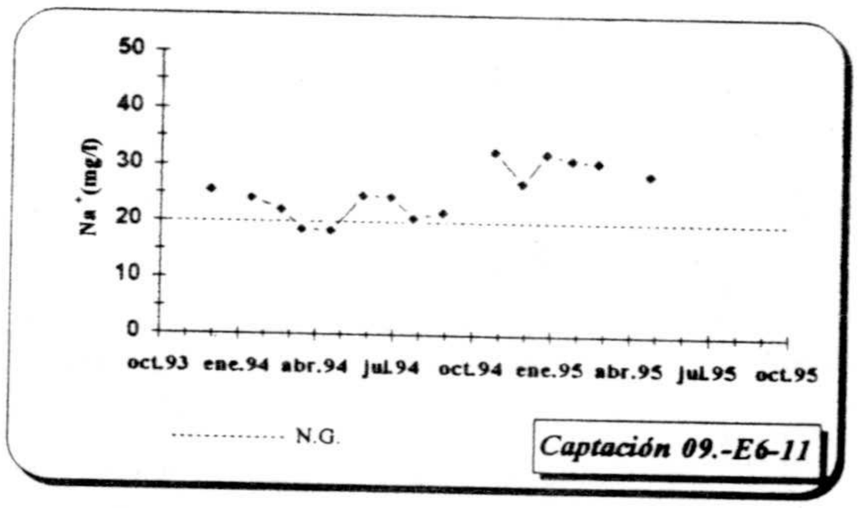


*Captación 09.-E6-11*

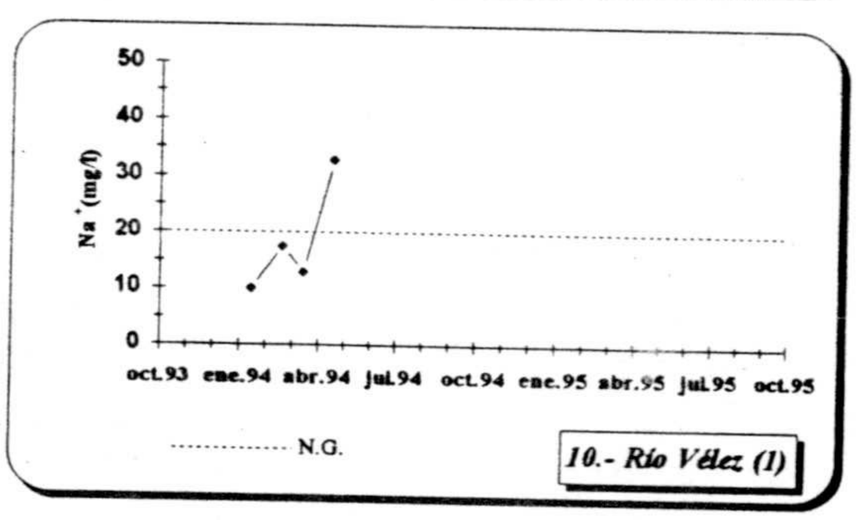


*10.- Río Vélez (1)*

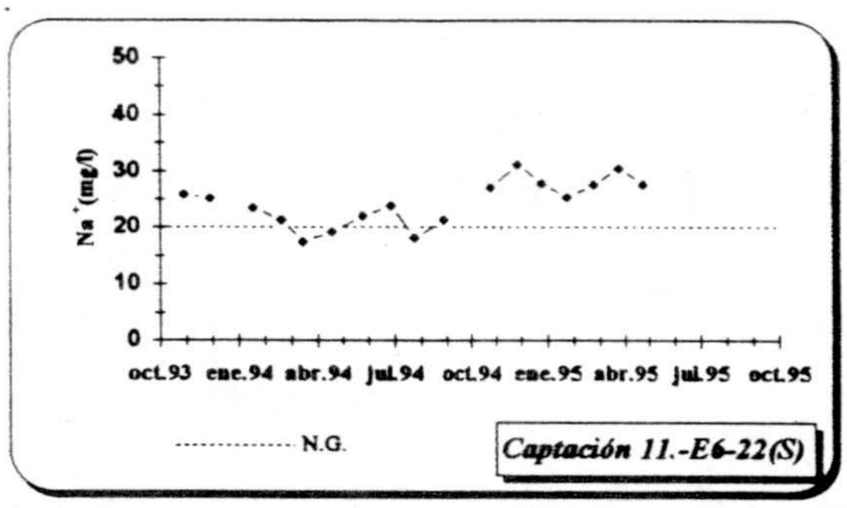


*Captación 11.-E6-22(S)*

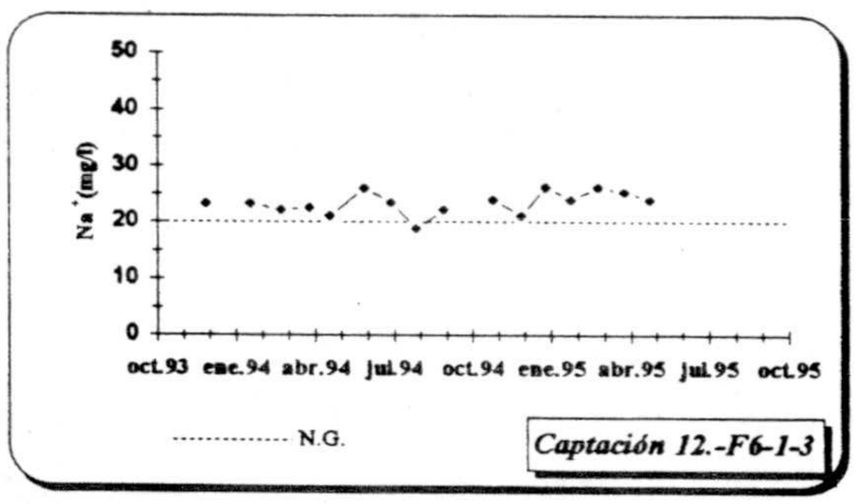


*Captación 12.-F6-1-3*

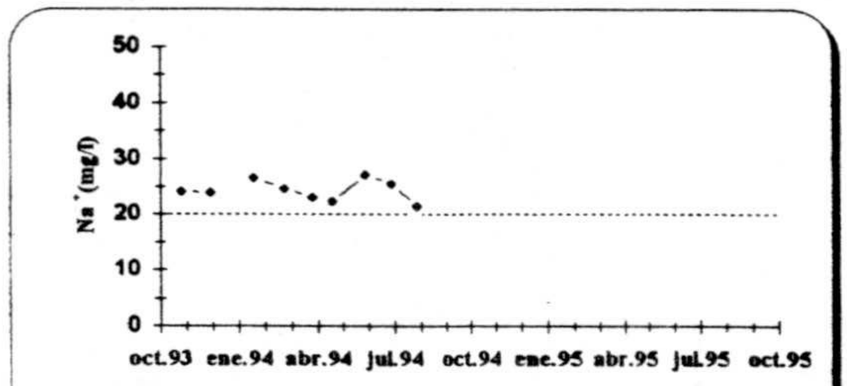


*Captación 13.-F6-1-6*

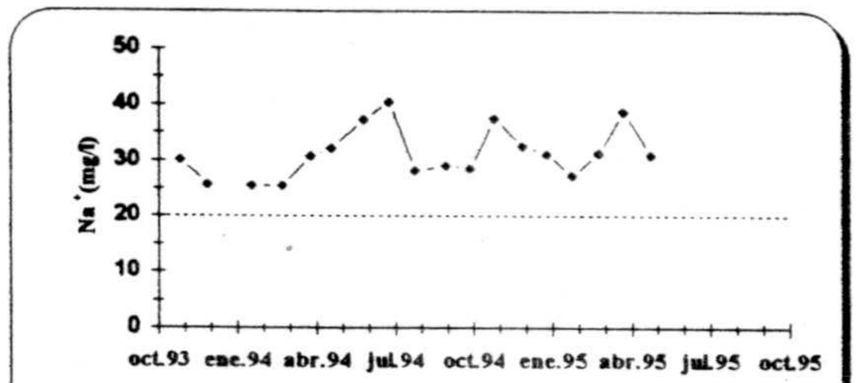


*Punto 14.- P6-1*

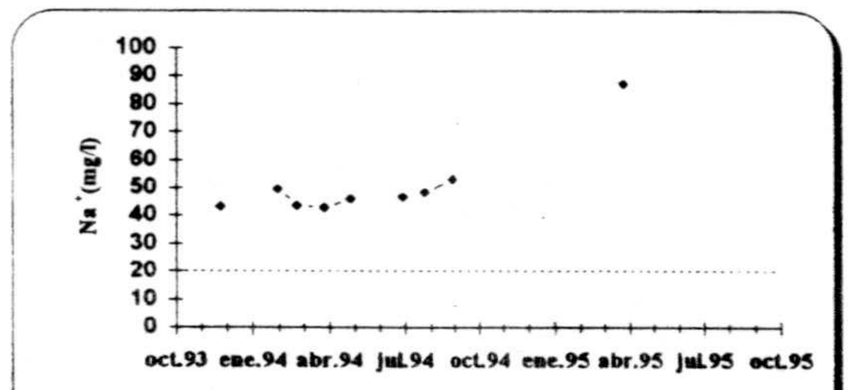


*Captación 15.-F6-20-2*

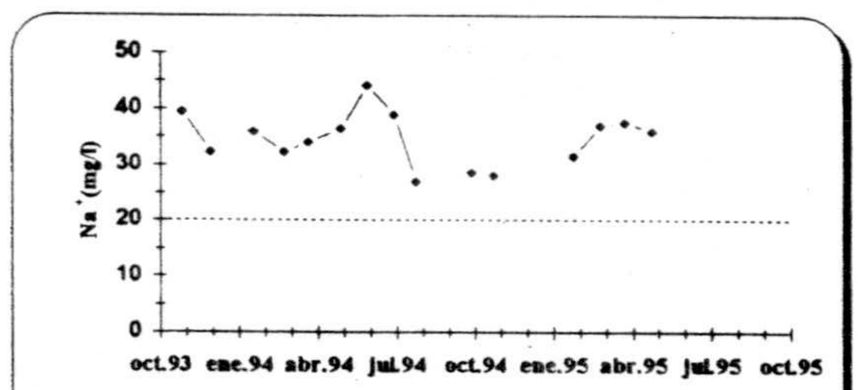


*Captación 16.-F6-24-1*

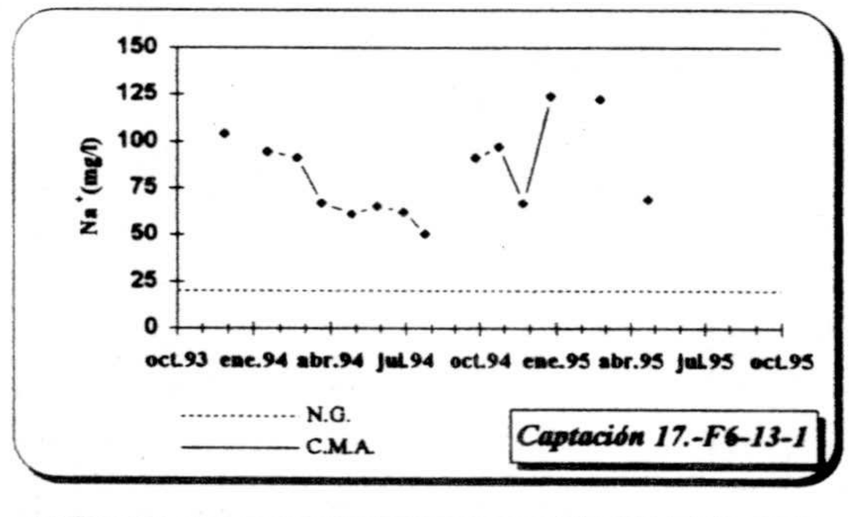


*Captación 17.-F6-13-1*




*Captación 18.-G6-2-3*

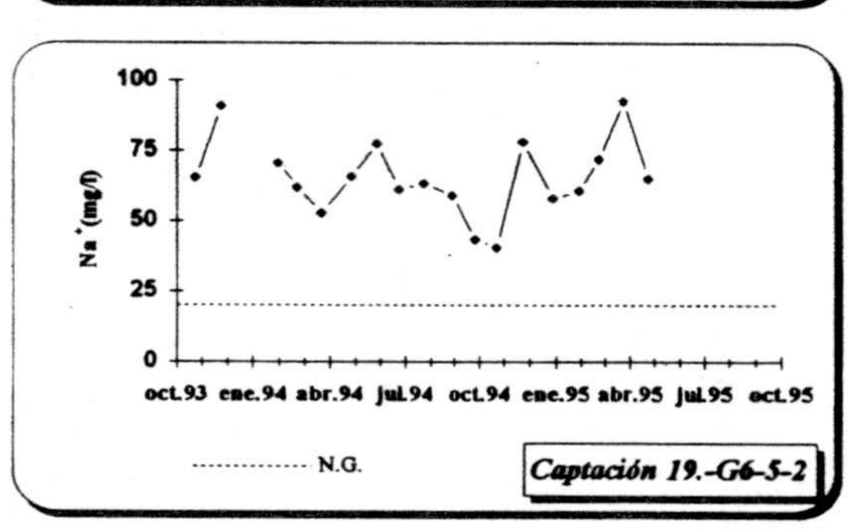


*Captación 19.-G6-5-2*

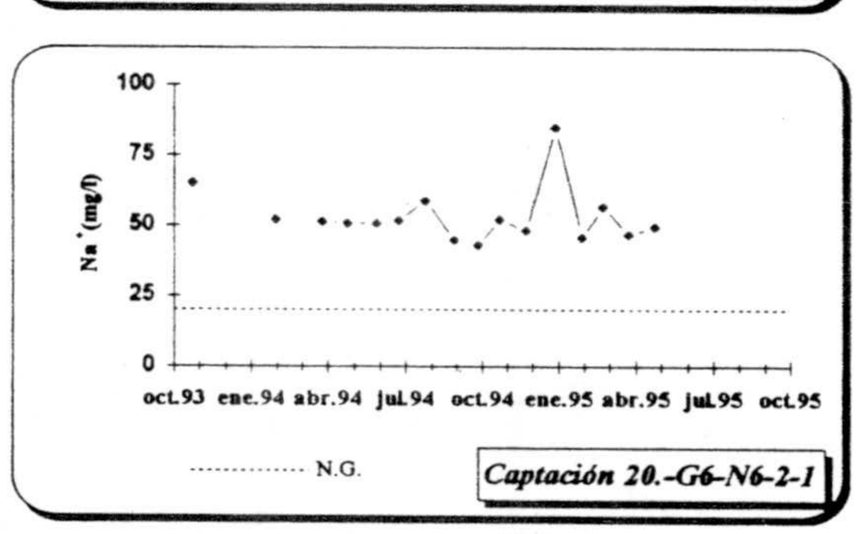


*Captación 20.-G6-N6-2-1*

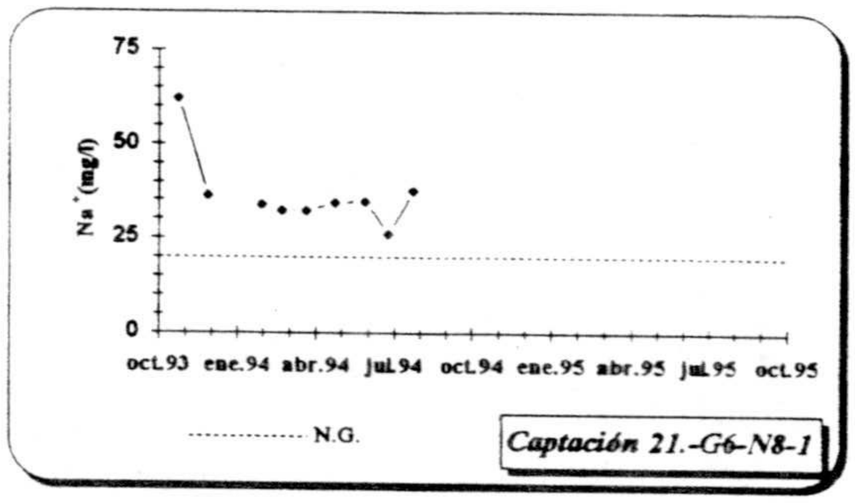


*Captación 21.-G6-N8-1*

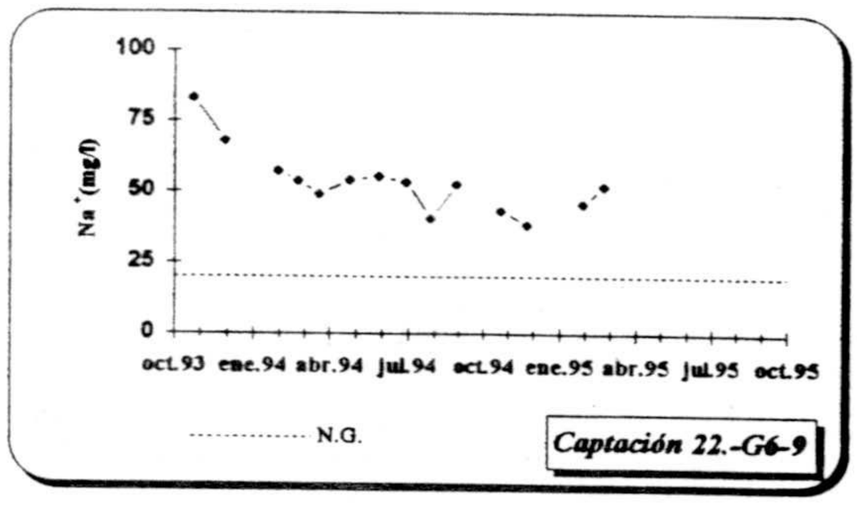


*Captación 22.-G6-9*

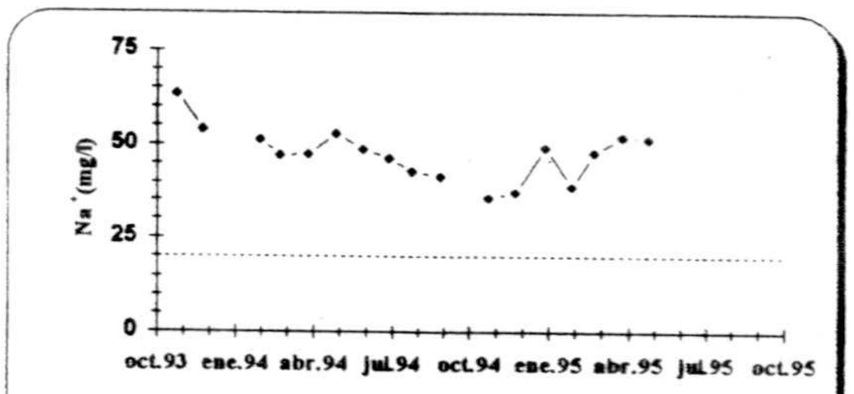


*Captación 23.-G6-N11-1*

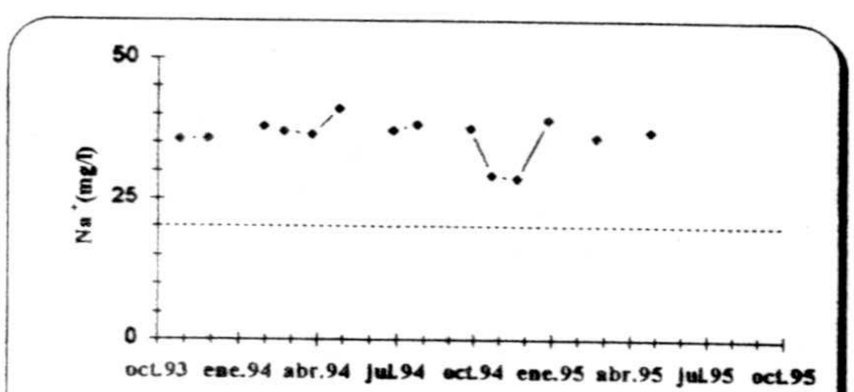


*Captación 24.-G6-N24-1*

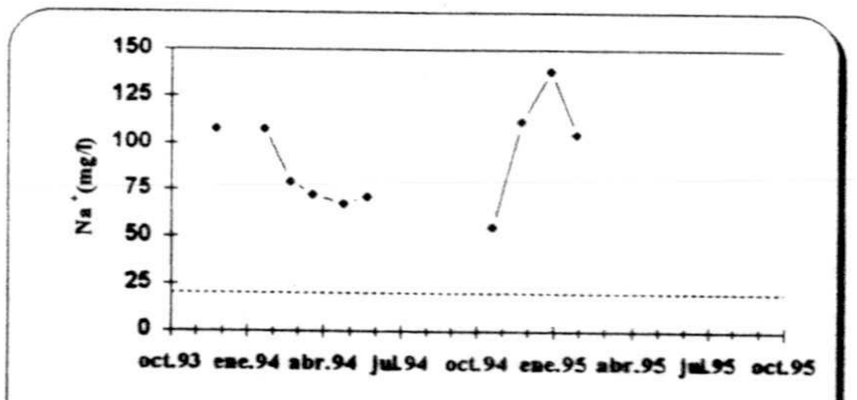


*25.- Río Vélez (2)*

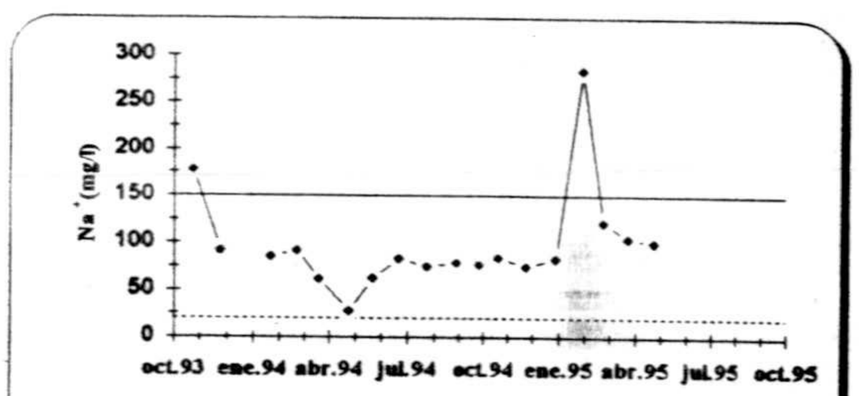


*Captción 26.-G6-19*

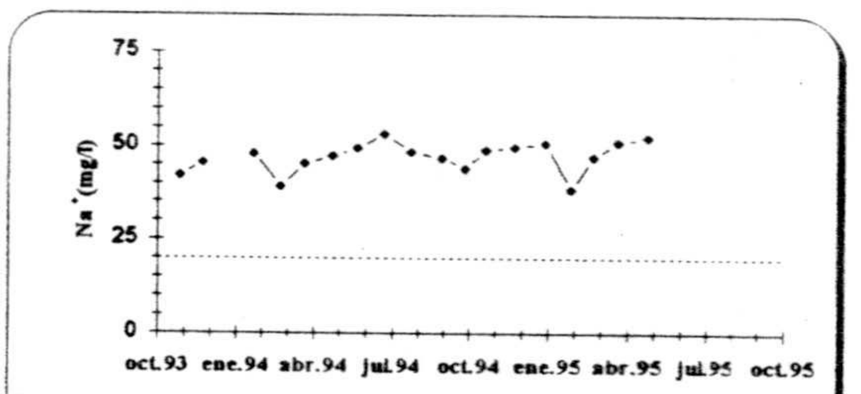


*Captación 27.-G6-28*

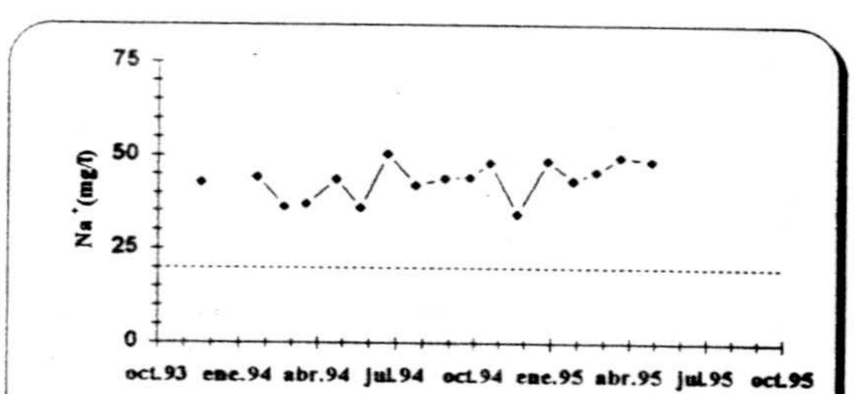


*Captación 28.-G6-30*

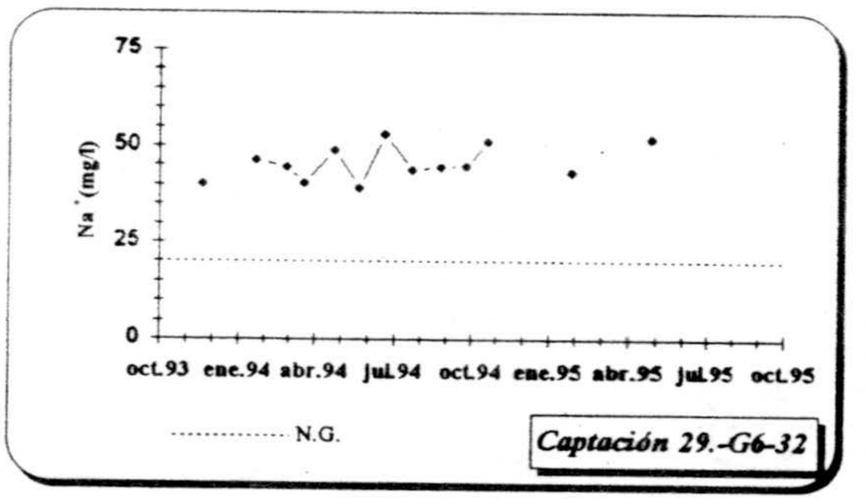


*Captación 29.-G6-32*

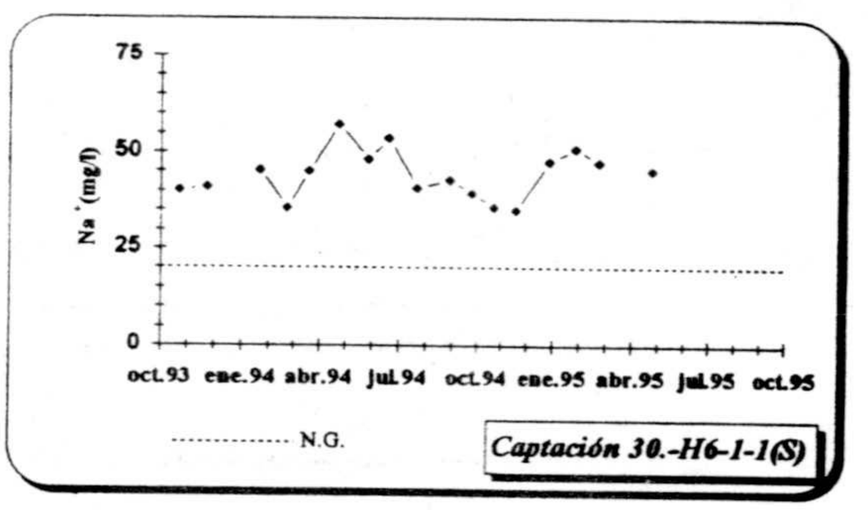


*Captación 30.-H6-1-1(S)*

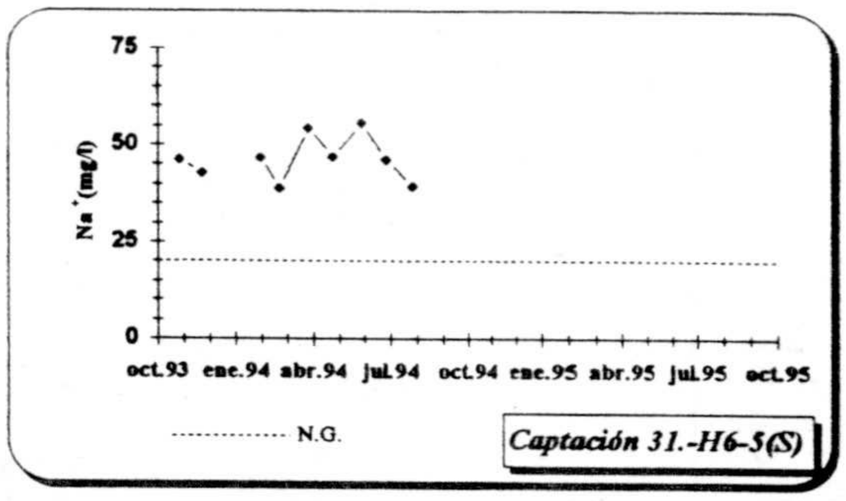


*Captación 31.-H6-5(S)*

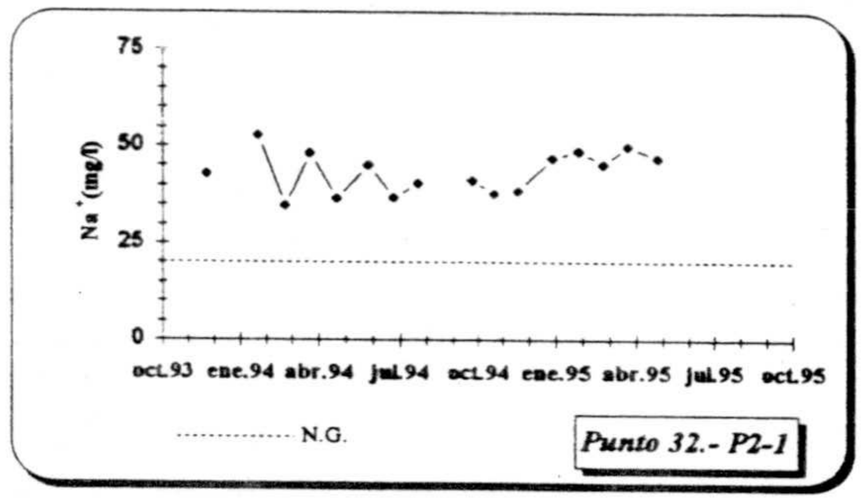


*Punto 32.- P2-1*

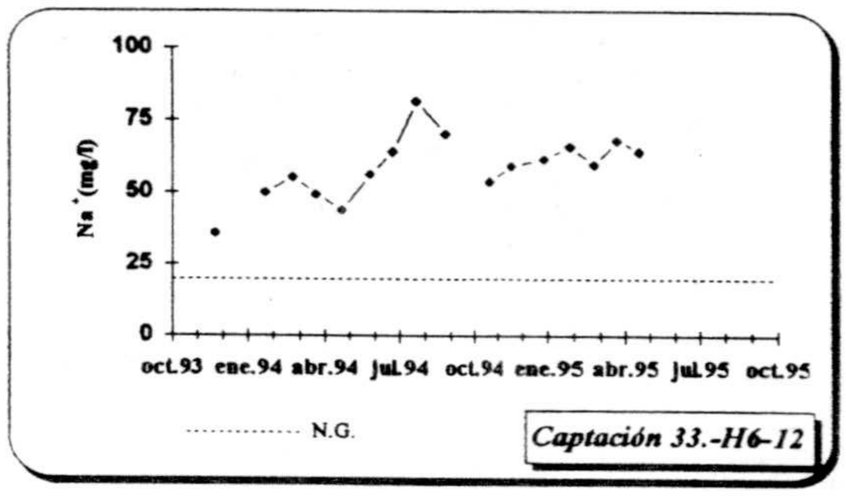


*Captación 33.-H6-12*

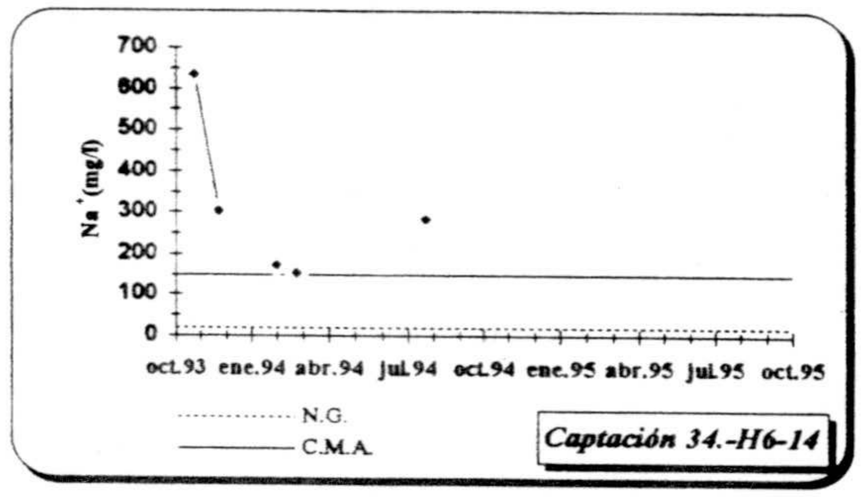


*Captación 34.-H6-14*

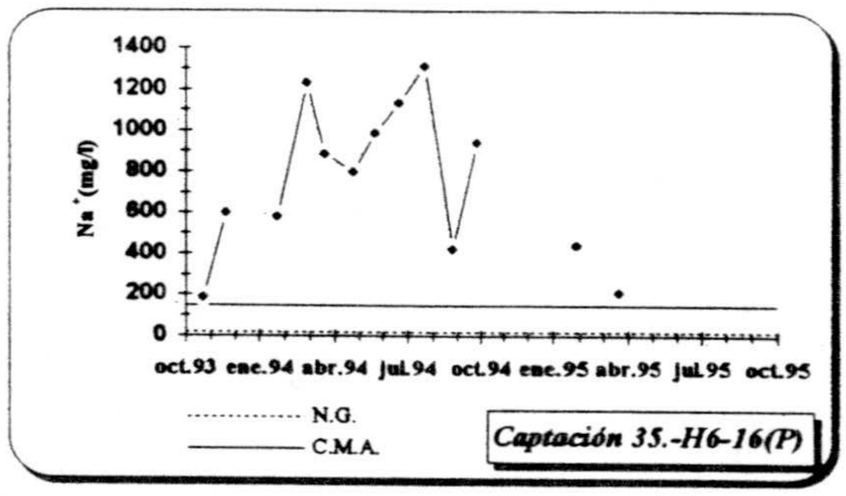


*Captación 35.-H6-16(P)*

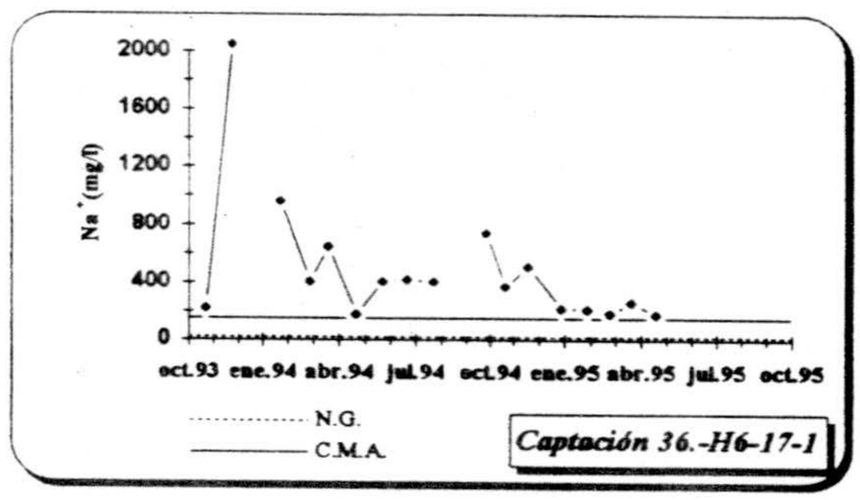


*Captación 36.-H6-17-1*

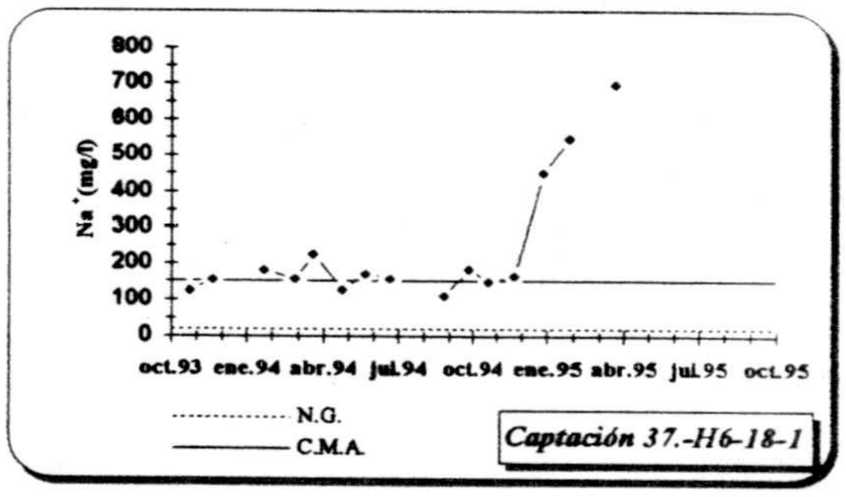


*Captación 37.-H6-18-1*

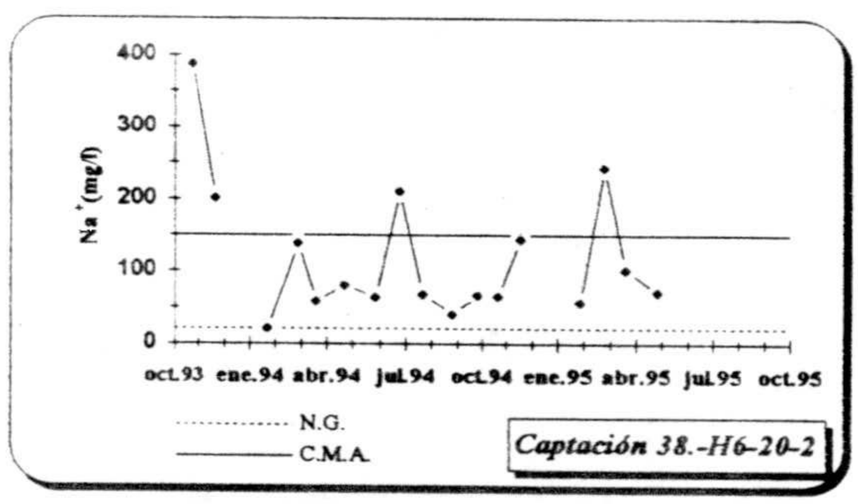


*Captación 38.-H6-20-2*

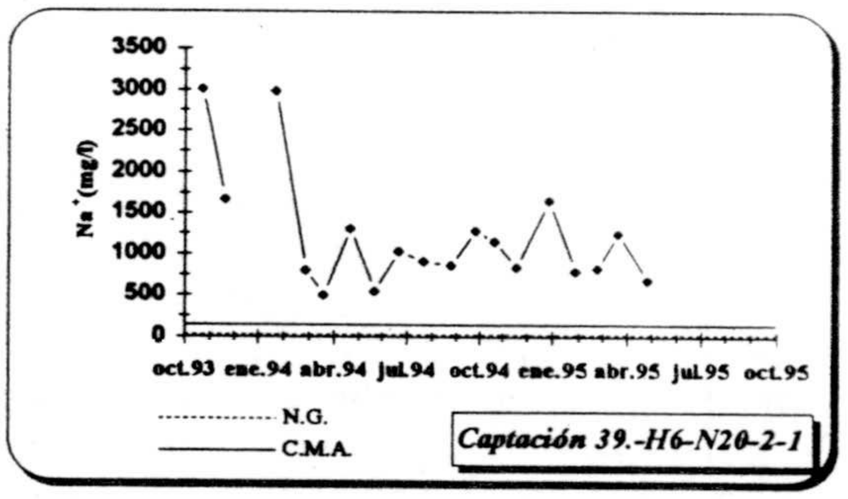


*Captación 39.-H6-N20-2-1*

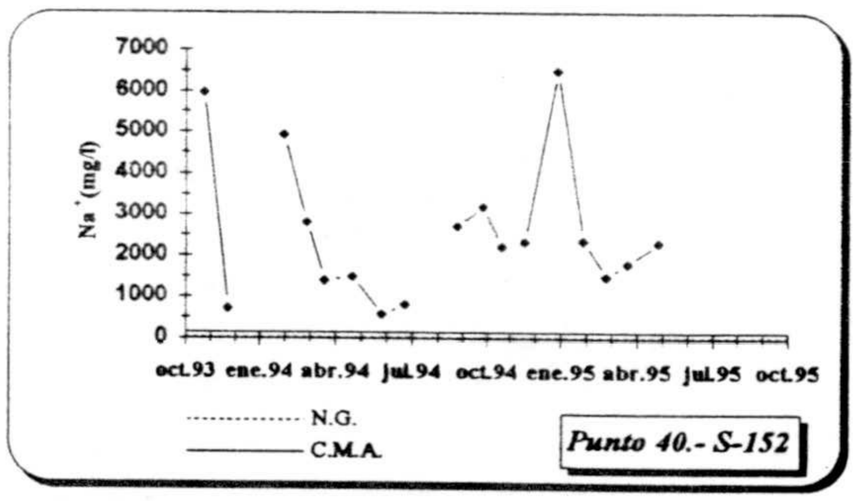


*Punto 40.- S-152*

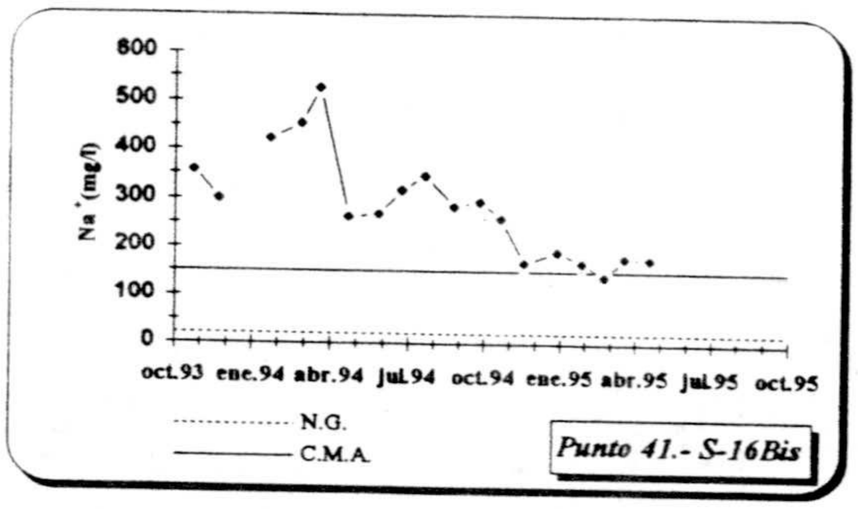


*Punto 41.- S-16Bis*

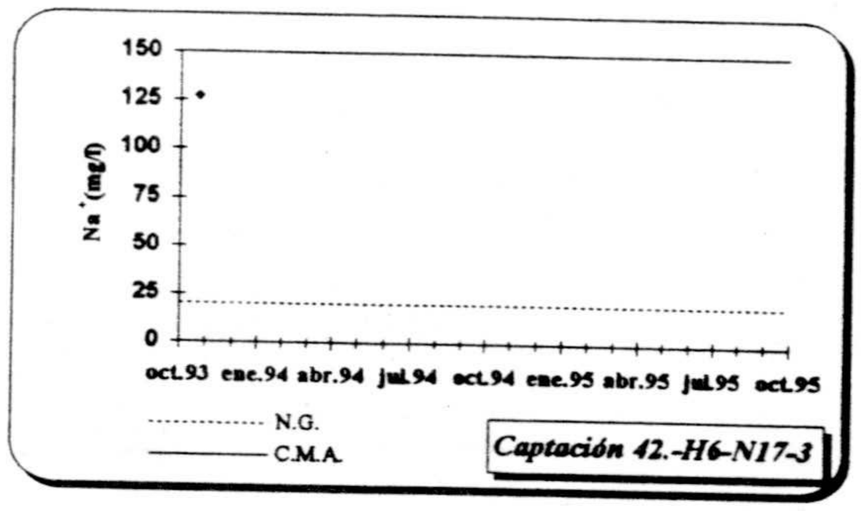


*Captación 42.-H6-N17-3*

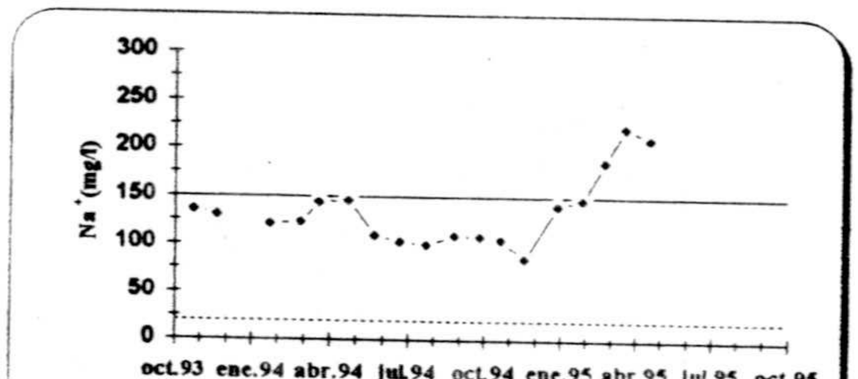


*Captación 43.-H6-19-2*

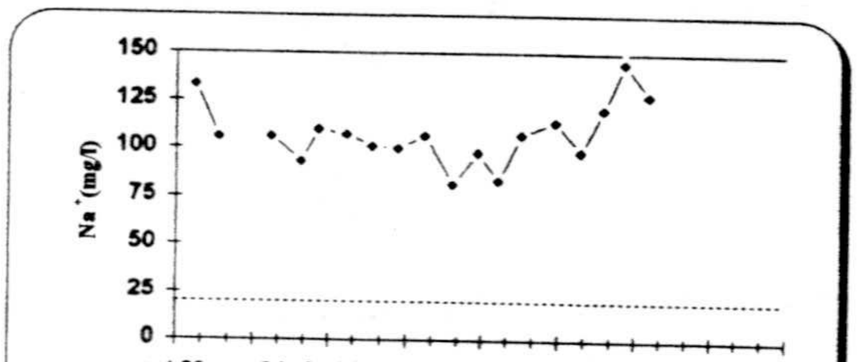


*Captación 44.-H6-21-3*

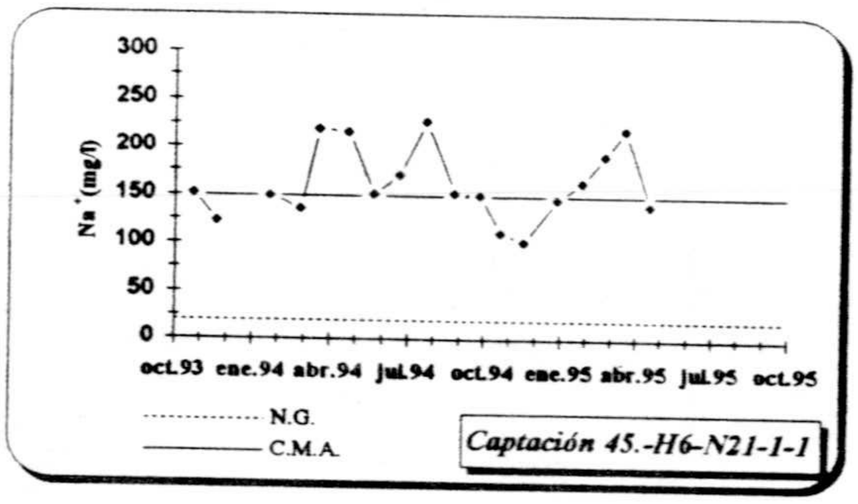


*Captación 45.-H6-N21-1-1*

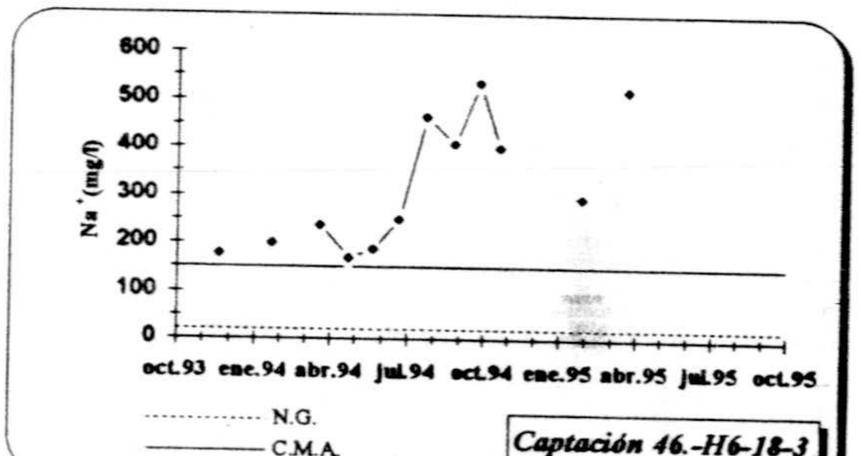


*Captación 46.-H6-18-3*

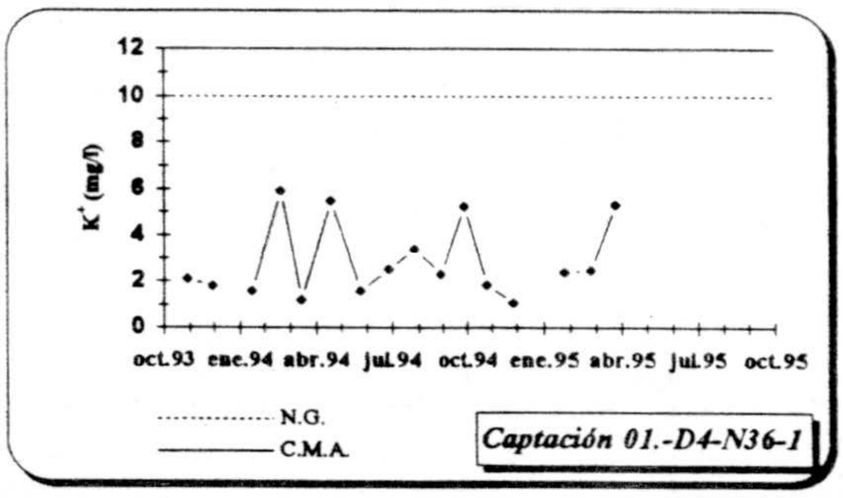
12
10
8
6
4
2
0
K+ (mg/l)
oct.93 ene.94 abr.94 jul.94 oct.94 ene.95 abr.95 jul.95 oct.95
N.G.
C.M.A.
Captación 01.-D4-N36-1

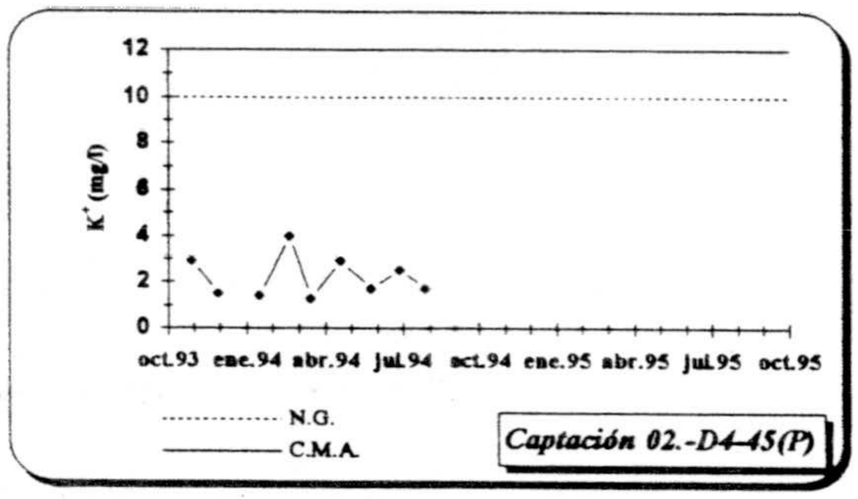
12
10
8
6
4
2
0
K+ (mg/l)
oct.93 ene.94 abr.94 jul.94 oct.94 ene.95 abr.95 jul.95 oct.95
N.G.
C.M.A.
Captación 02.-D4-45(P)

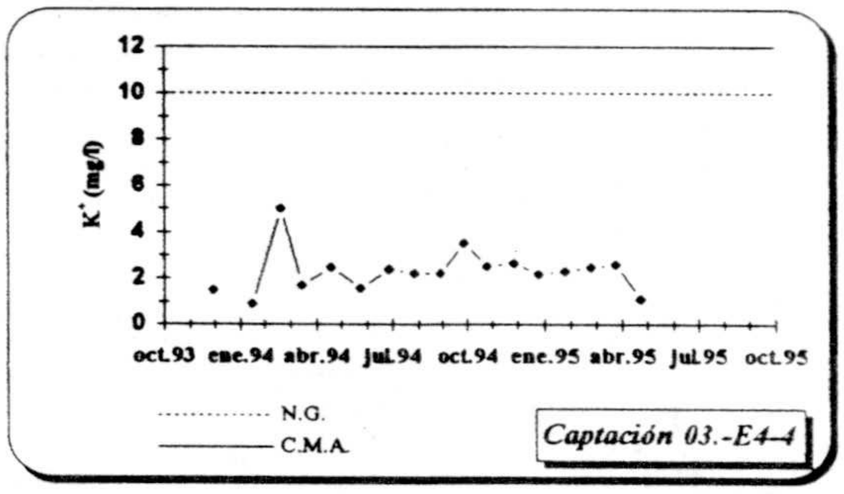
12
10
8
6
4
2
0
K+ (mg/l)
oct.93 ene.94 abr.94 jul.94 oct.94 ene.95 abr.95 jul.95 oct.95
N.G.
C.M.A.
Captación 03.-E4-4

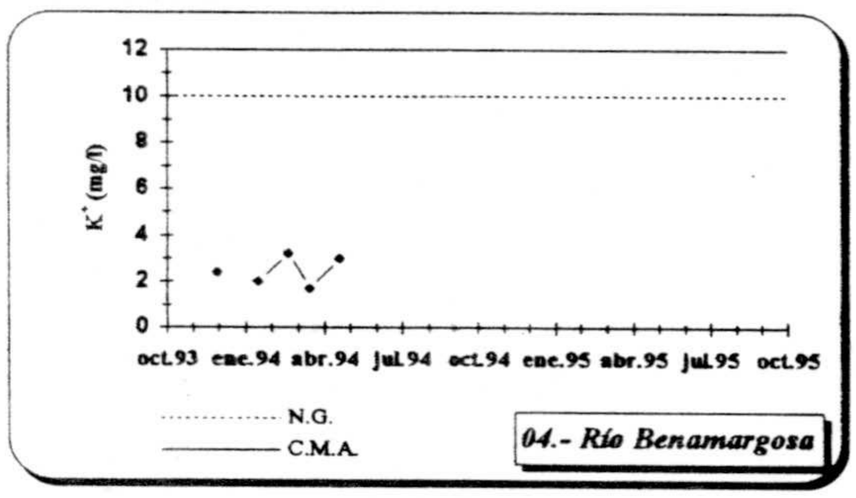
12
10
8
6
4
2
0
K+ (mg/l)
oct.93 ene.94 abr.94 jul.94 oct.94 ene.95 abr.95 jul.95 oct.95
N.G.
C.M.A.
04.- Río Benamargosa

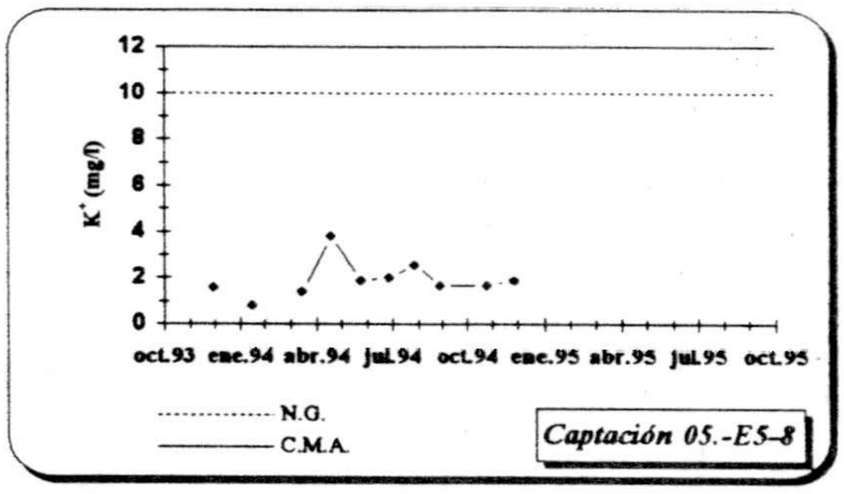
12
10
8
6
4
2
0
K+ (mg/l)
oct.93 ene.94 abr.94 jul.94 oct.94 ene.95 abr.95 jul.95 oct.95
N.G.
C.M.A.
Captación 05.-E5-8

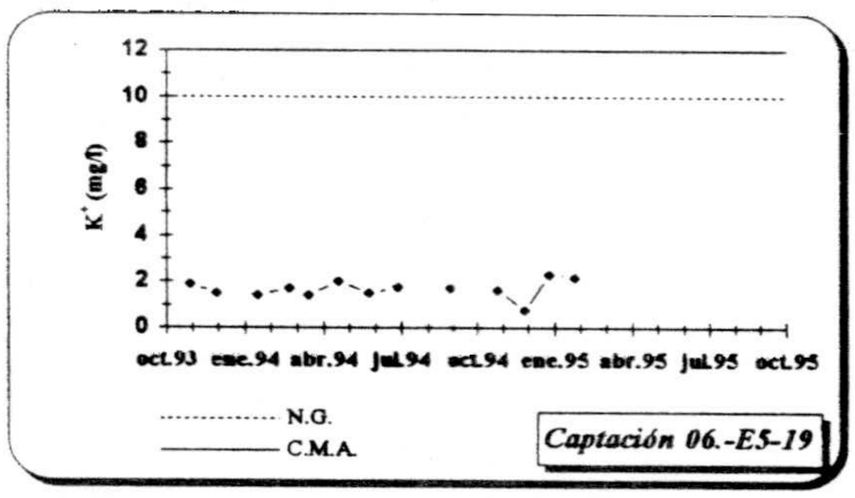
12
10
8
6
4
2
0
K+ (mg/l)
oct.93 ene.94 abr.94 jul.94 oct.94 ene.95 abr.95 jul.95 oct.95
N.G.
C.M.A.
Captación 06.-E5-19

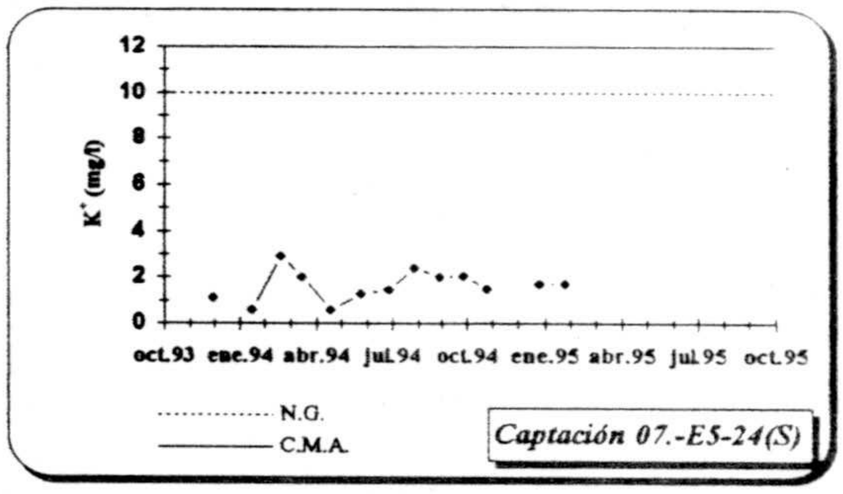
12
10
8
6
4
2
0
K+ (mg/l)
oct.93 ene.94 abr.94 jul.94 oct.94 ene.95 abr.95 jul.95 oct.95
N.G.
C.M.A.
Captación 07.-E5-24(S)

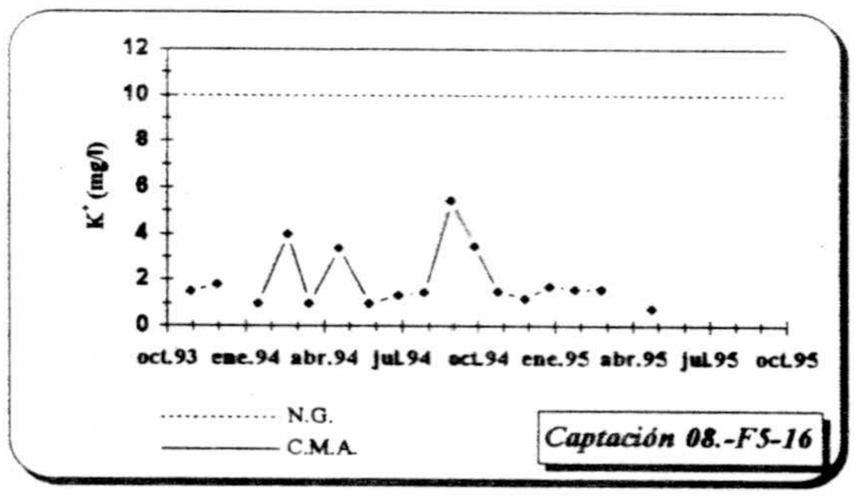
12
10
8
6
4
2
0
K+ (mg/l)
oct.93 ene.94 abr.94 jul.94 oct.94 ene.95 abr.95 jul.95 oct.95
N.G.
C.M.A.
Captación 08.-F5-16

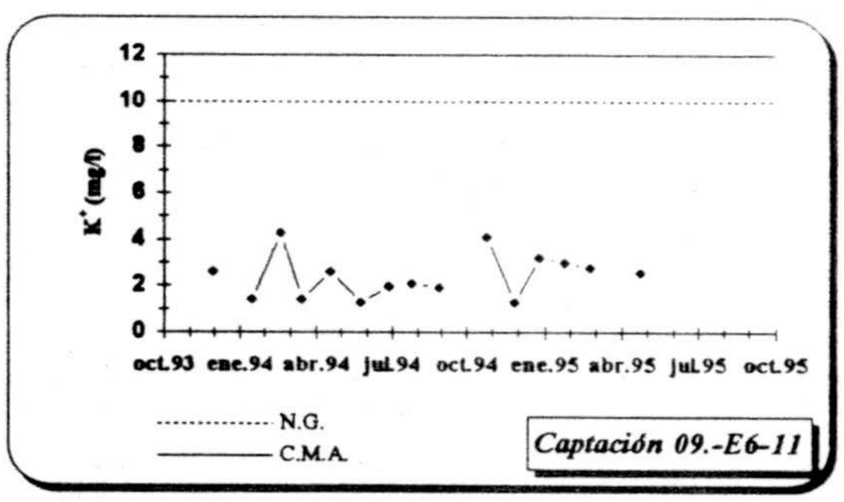
12
10
8
6
4
2
0
K+ (mg/l)
oct.93 ene.94 abr.94 jul.94 oct.94 ene.95 abr.95 jul.95 oct.95
N.G.
C.M.A.
Captación 09.-E6-11

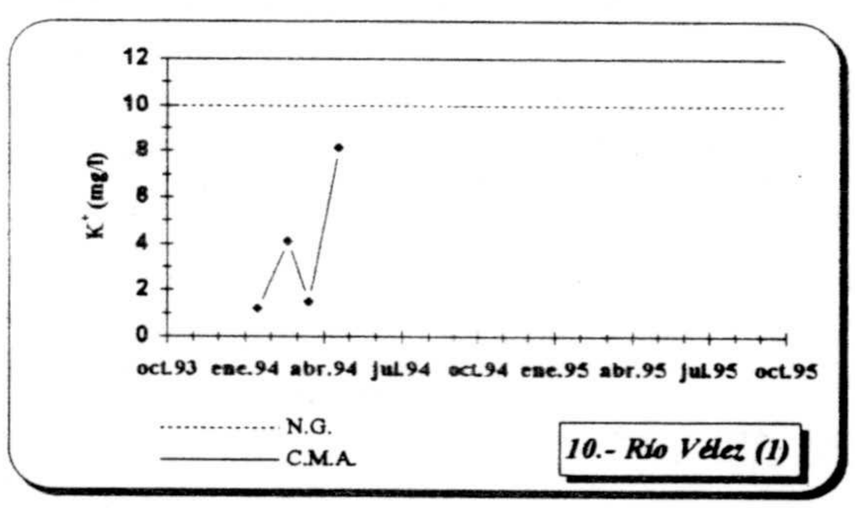
12
10
8
6
4
2
0
K+ (mg/l)
oct.93 ene.94 abr.94 jul.94 oct.94 ene.95 abr.95 jul.95 oct.95
N.G.
C.M.A.
10.- Río Vélez (1)

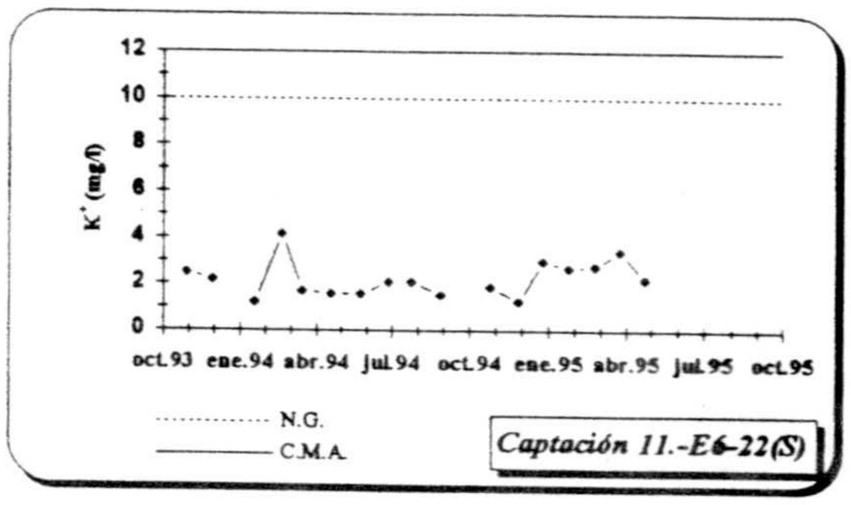
K⁺ (mg/l)
12
10
8
6
4
2
0
oct.93 ene.94 abr.94 jul.94 oct.94 ene.95 abr.95 jul.95 oct.95
N.G.
C.M.A.
Captación 11.-E6-22(S)

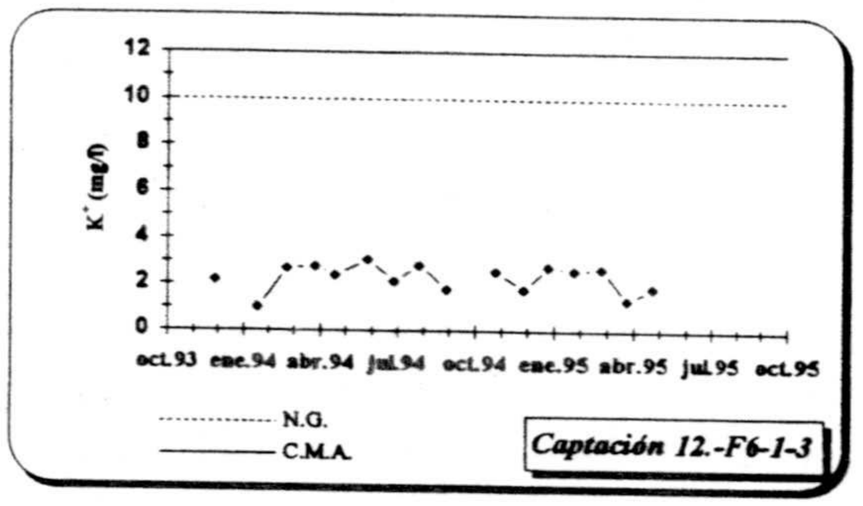
K⁺ (mg/l)
12
10
8
6
4
2
0
oct.93 ene.94 abr.94 jul.94 oct.94 ene.95 abr.95 jul.95 oct.95
N.G.
C.M.A.
Captación 12.-F6-1-3

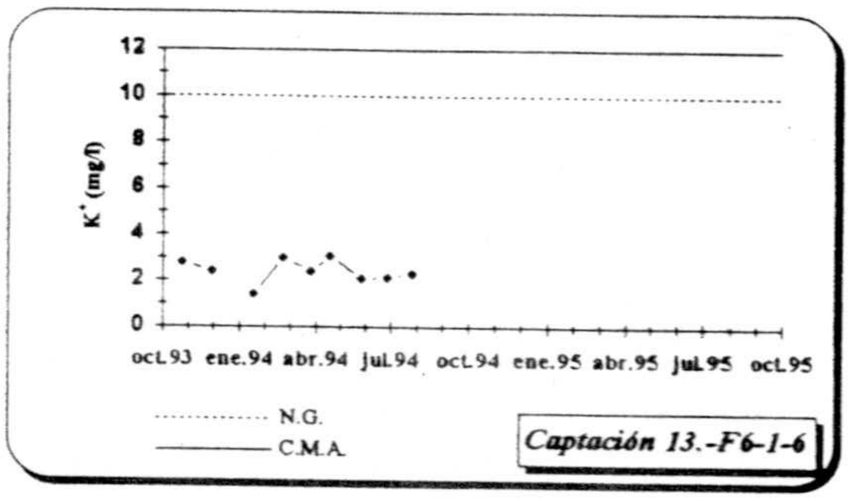
K⁺ (mg/l)
12
10
8
6
4
2
0
oct.93 ene.94 abr.94 jul.94 oct.94 ene.95 abr.95 jul.95 oct.95
N.G.
C.M.A.
Captación 13.-F6-1-6

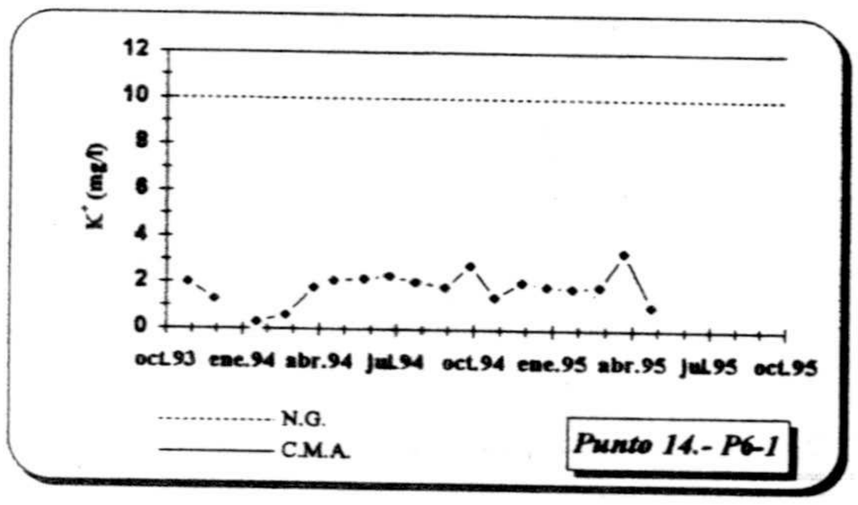
K⁺ (mg/l)
12
10
8
6
4
2
0
oct.93 ene.94 abr.94 jul.94 oct.94 ene.95 abr.95 jul.95 oct.95
N.G.
C.M.A.
Punto 14.- P6-1

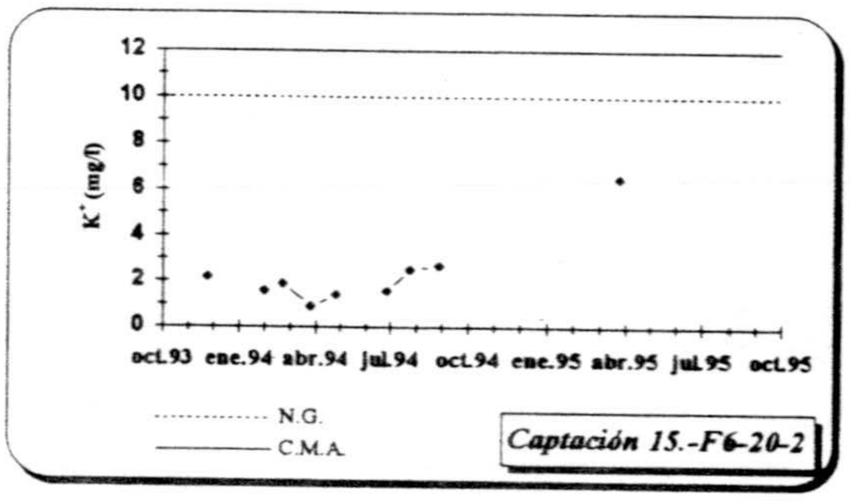
K⁺ (mg/l)
12
10
8
6
4
2
0
oct.93 ene.94 abr.94 jul.94 oct.94 ene.95 abr.95 jul.95 oct.95
N.G.
C.M.A.
Captación 15.-F6-20-2

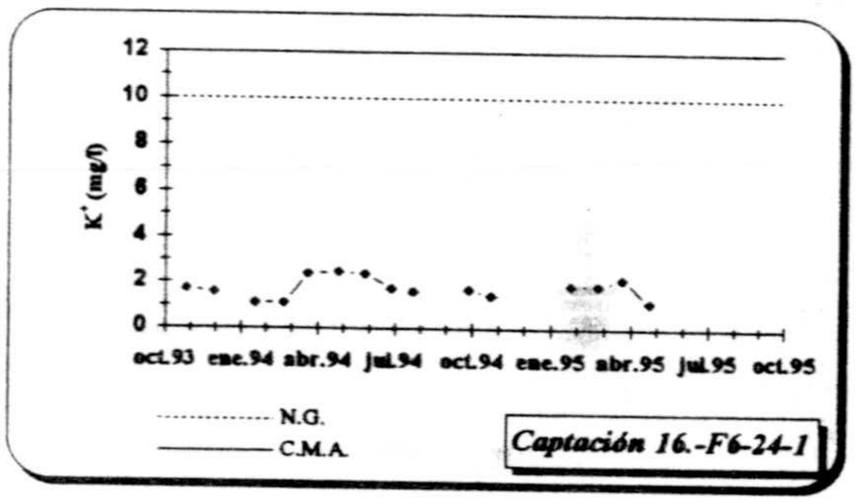
K⁺ (mg/l)
12
10
8
6
4
2
0
oct.93 ene.94 abr.94 jul.94 oct.94 ene.95 abr.95 jul.95 oct.95
N.G.
C.M.A.
Captación 16.-F6-24-1

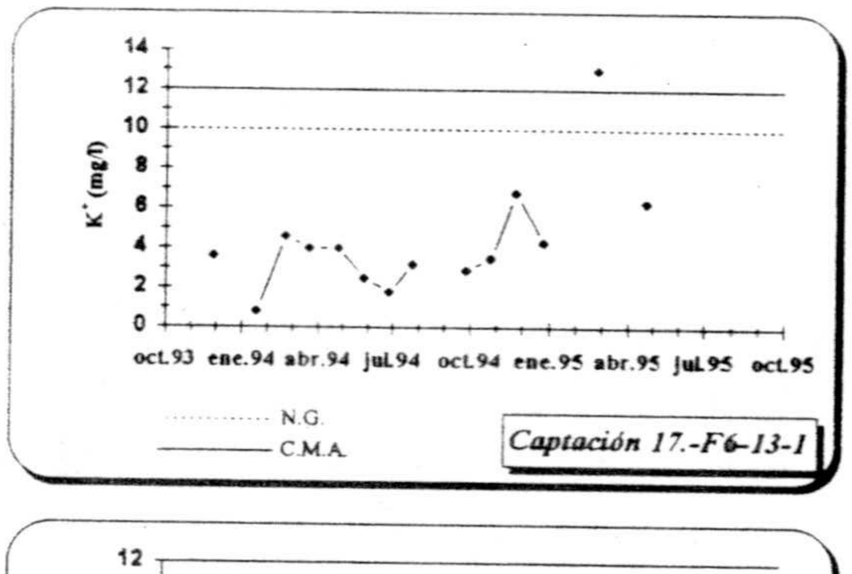
K⁺ (mg/l)
14
12
10
8
6
4
2
0
oct.93 ene.94 abr.94 jul.94 oct.94 ene.95 abr.95 jul.95 oct.95
N.G.
C.M.A.
Captación 17.-F6-13-1

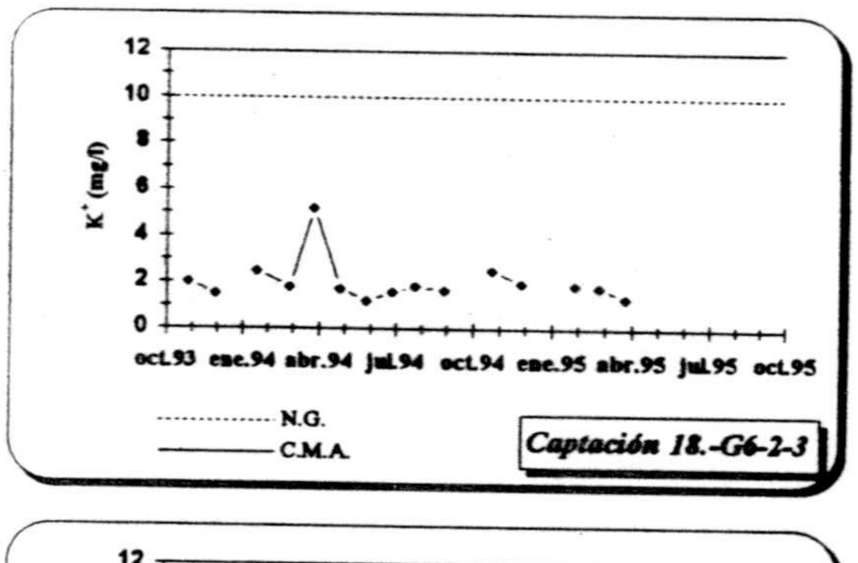
K⁺ (mg/l)
12
10
8
6
4
2
0
oct.93 ene.94 abr.94 jul.94 oct.94 ene.95 abr.95 jul.95 oct.95
N.G.
C.M.A.
Captación 18.-G6-2-3

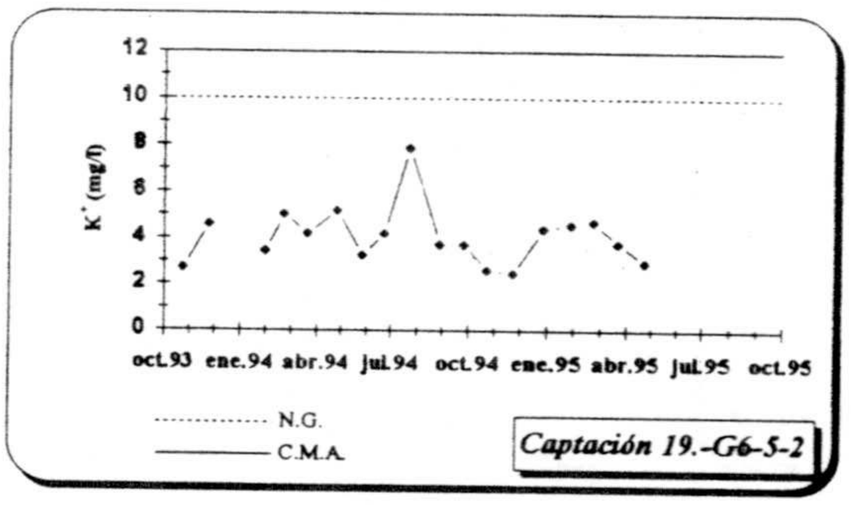
K⁺ (mg/l)
12
10
8
6
4
2
0
oct.93 ene.94 abr.94 jul.94 oct.94 ene.95 abr.95 jul.95 oct.95
N.G.
C.M.A.
Captación 19.-G6-5-2

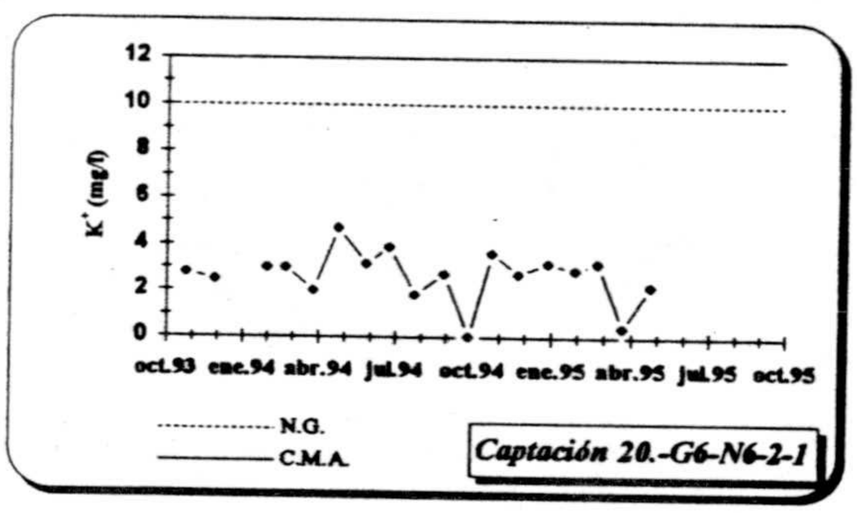
K⁺ (mg/l)
12
10
8
6
4
2
0
oct.93 ene.94 abr.94 jul.94 oct.94 ene.95 abr.95 jul.95 oct.95
N.G.
C.M.A.
Captación 20.-G6-N6-2-1

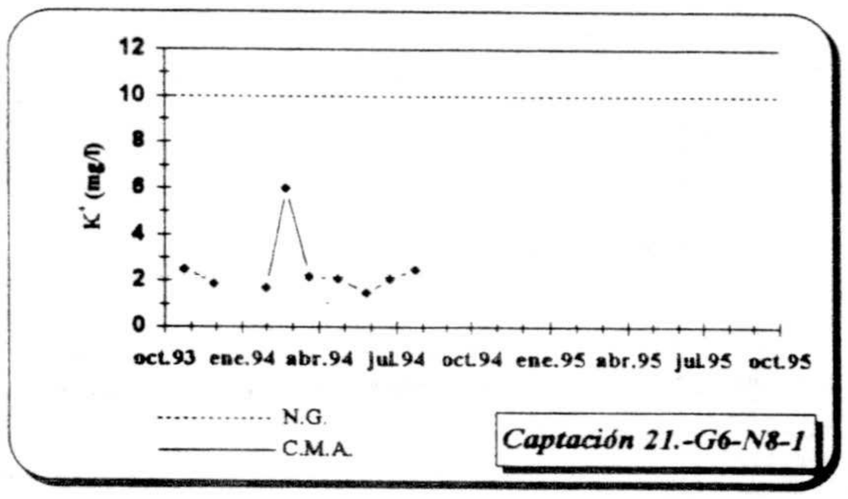


*Captación 21.-G6-N8-1*

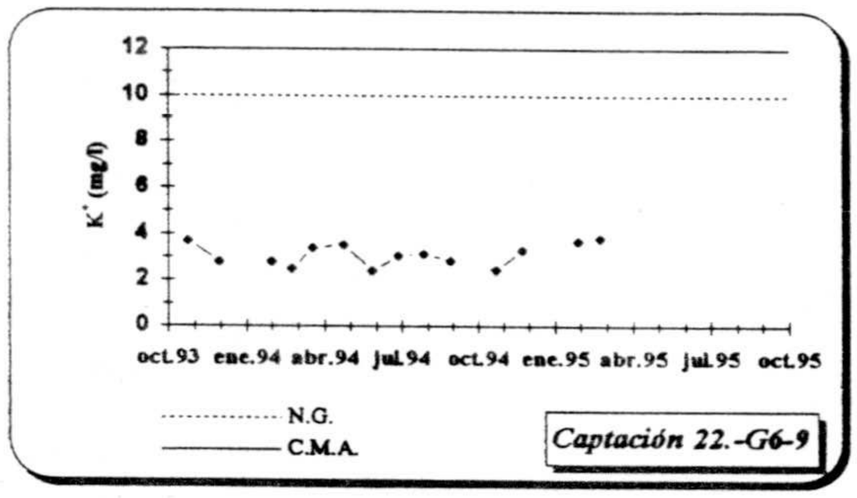


*Captación 22.-G6-9*

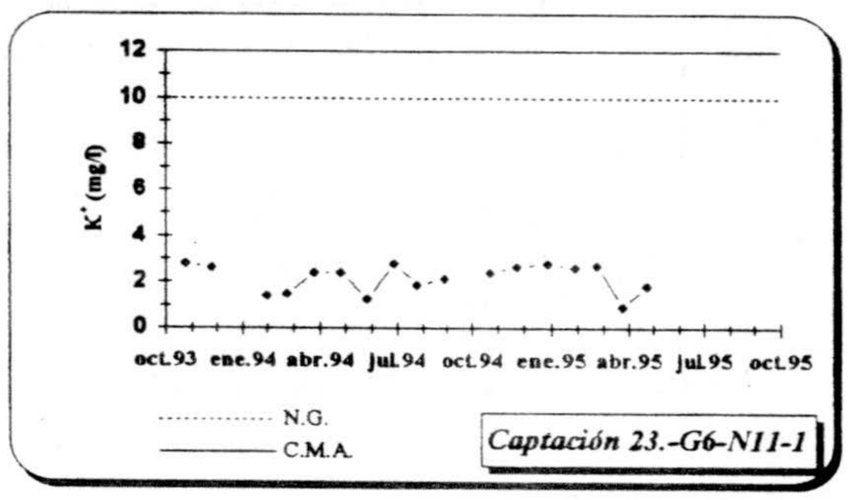


*Captación 23.-G6-N11-1*

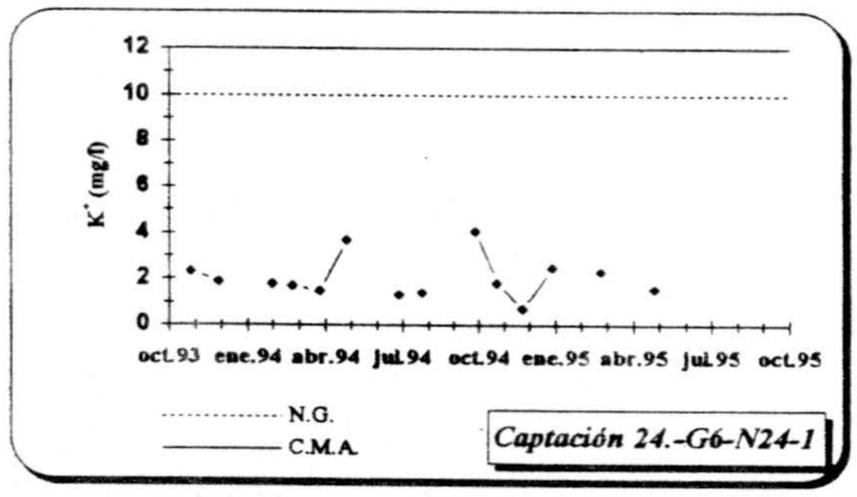


*Captación 24.-G6-N24-1*

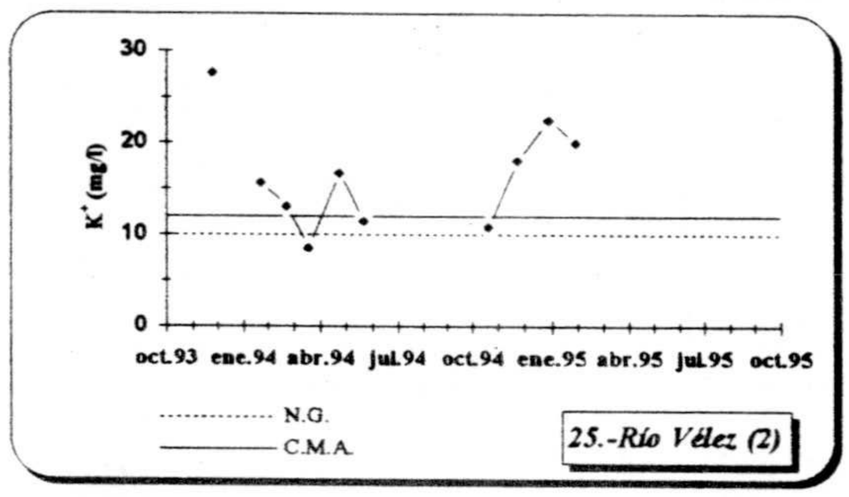


*25.-Río Vélez (2)*

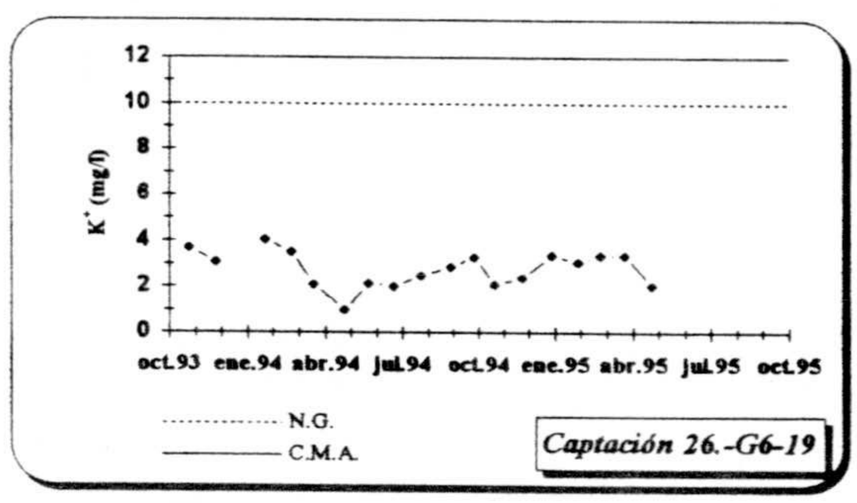


*Captación 26.-G6-19*

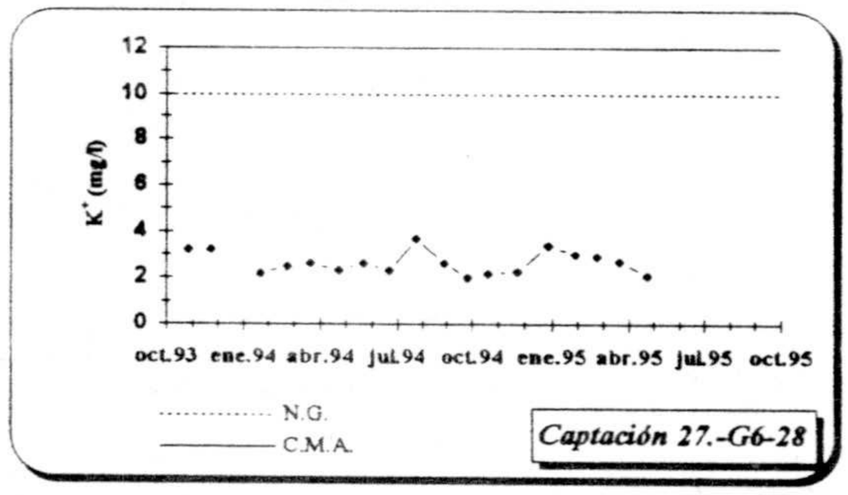


*Captación 27.-G6-28*

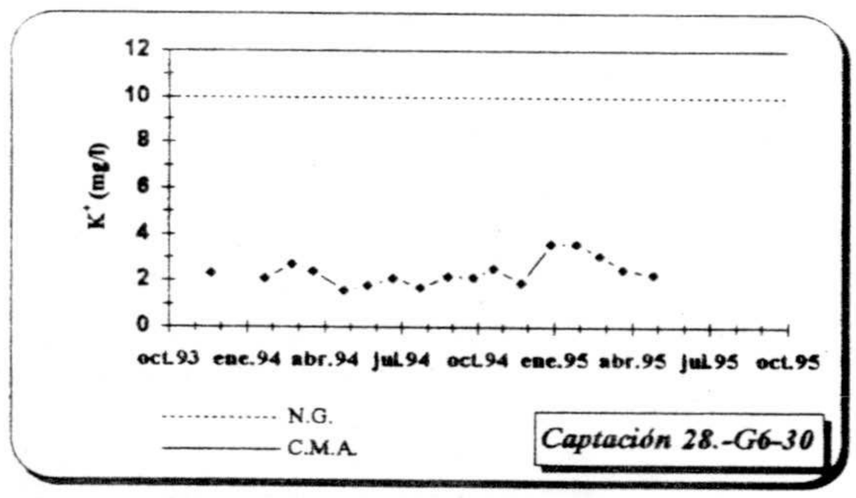


*Captación 28.-G6-30*

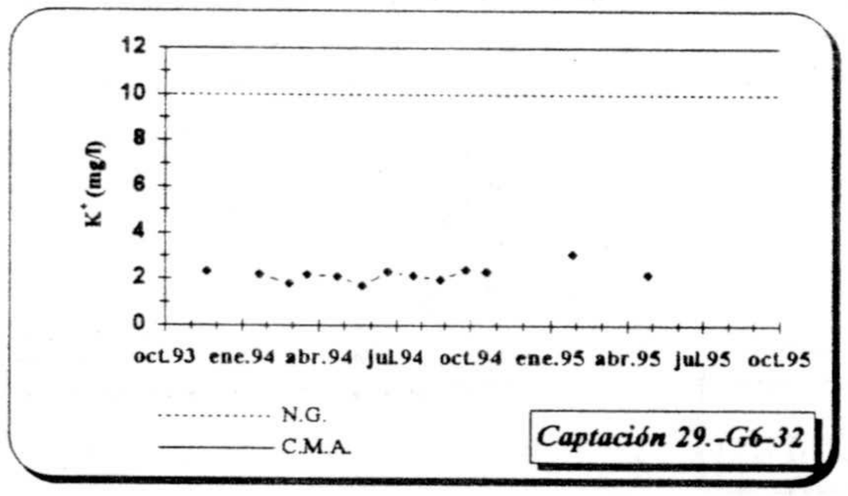


*Captación 29.-G6-32*

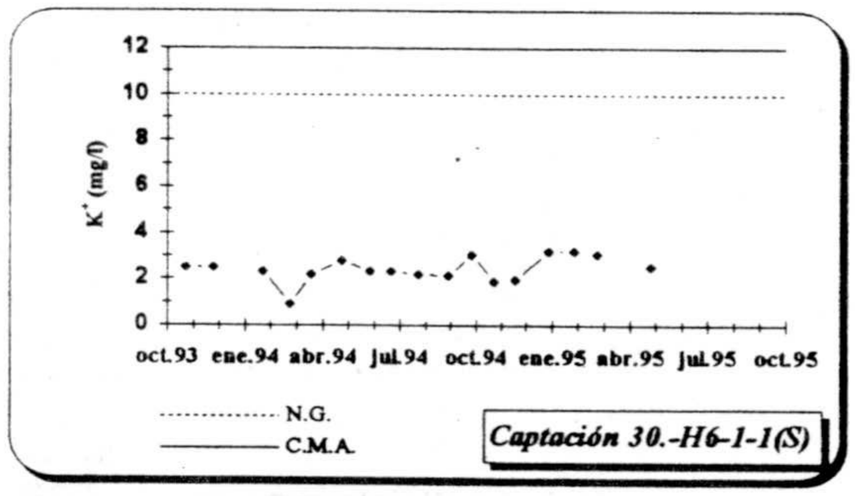


*Captación 30.-H6-1-1(S)*

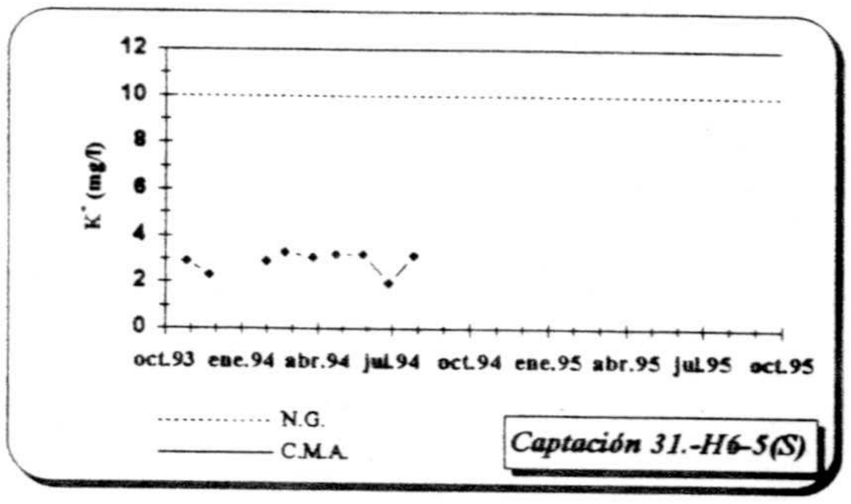
K+ (mg/l)
12
10
8
6
4
2
0
oct.93 ene.94 abr.94 jul.94 oct.94 ene.95 abr.95 jul.95 oct.95
N.G.
C.M.A.
Captación 31.-H6-5(S)

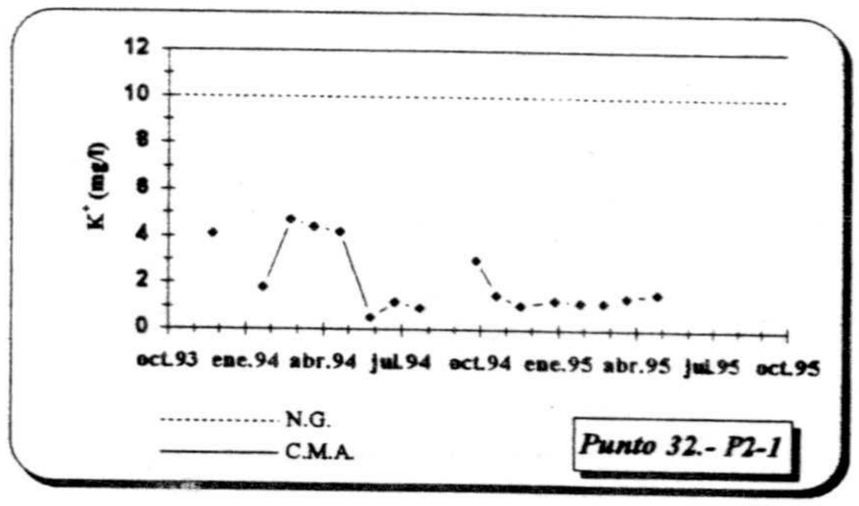
K+ (mg/l)
12
10
8
6
4
2
0
oct.93 ene.94 abr.94 jul.94 oct.94 ene.95 abr.95 jul.95 oct.95
N.G.
C.M.A.
Punto 32.- P2-1

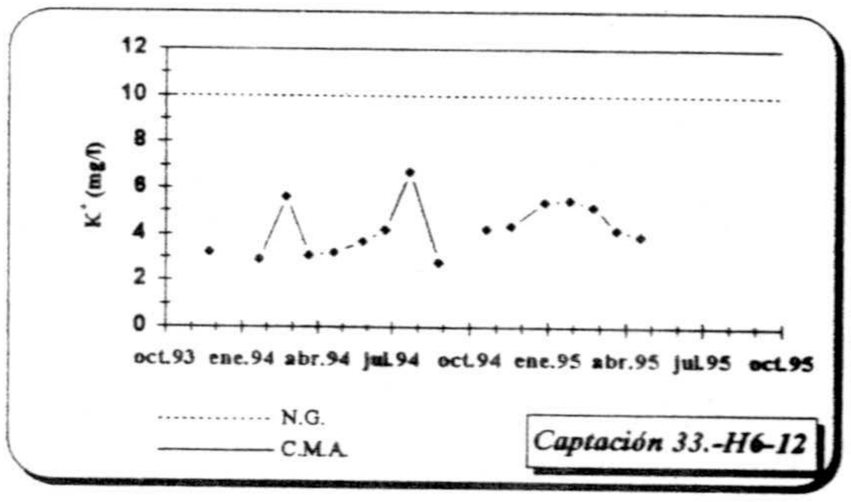
K+ (mg/l)
12
10
8
6
4
2
0
oct.93 ene.94 abr.94 jul.94 oct.94 ene.95 abr.95 jul.95 oct.95
N.G.
C.M.A.
Captación 33.-H6-12

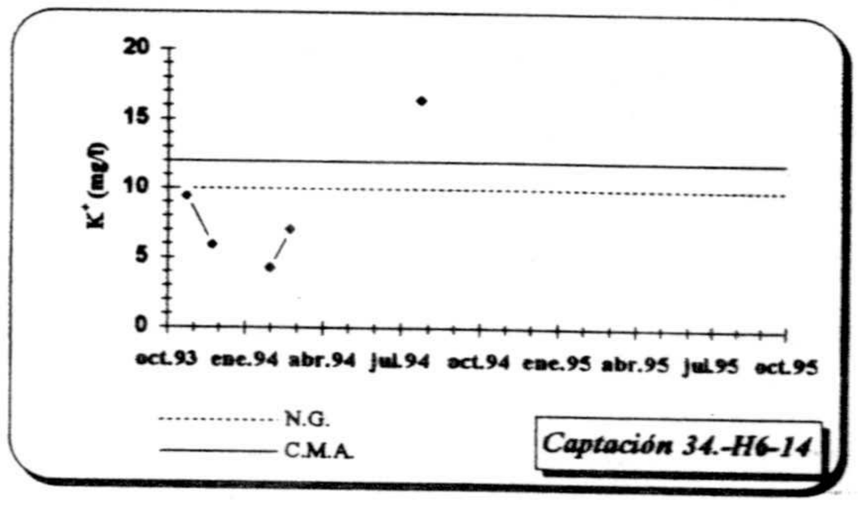
K+ (mg/l)
20
15
10
5
0
oct.93 ene.94 abr.94 jul.94 oct.94 ene.95 abr.95 jul.95 oct.95
N.G.
C.M.A.
Captación 34.-H6-14

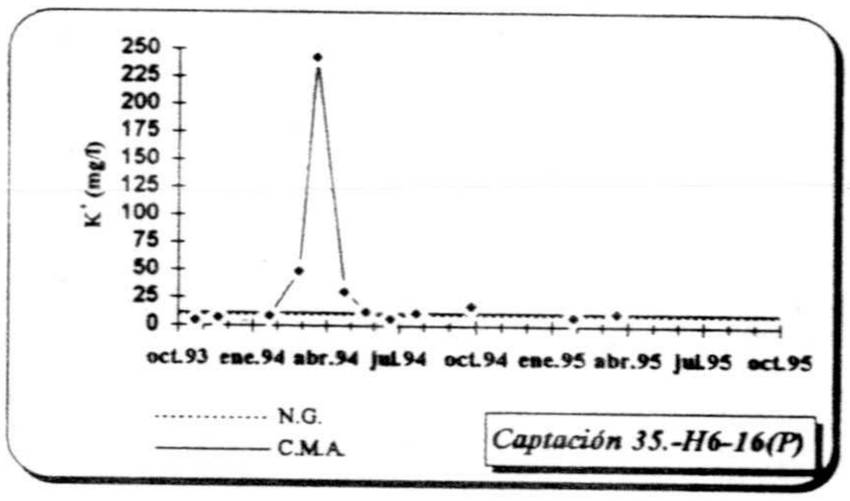
K+ (mg/l)
250
225
200
175
150
125
100
75
50
25
0
oct.93 ene.94 abr.94 jul.94 oct.94 ene.95 abr.95 jul.95 oct.95
N.G.
C.M.A.
Captación 35.-H6-16(P)

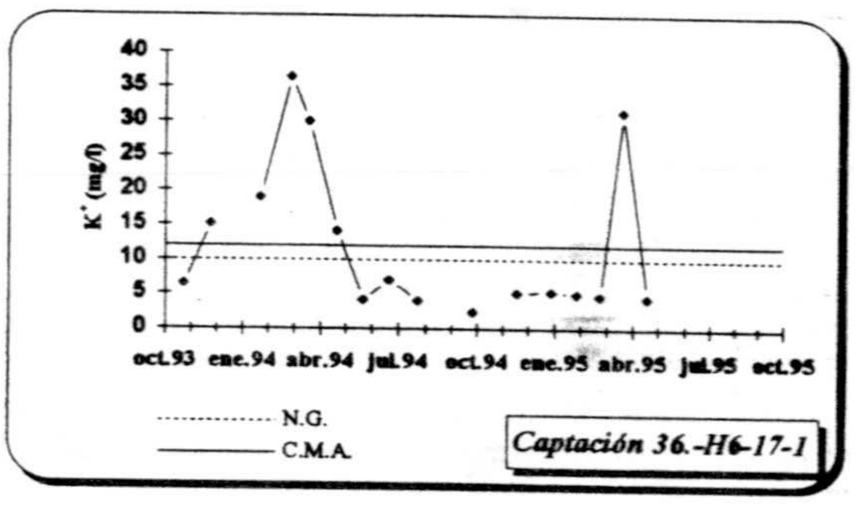
K+ (mg/l)
40
35
30
25
20
15
10
5
0
oct.93 ene.94 abr.94 jul.94 oct.94 ene.95 abr.95 jul.95 oct.95
N.G.
C.M.A.
Captación 36.-H6-17-1

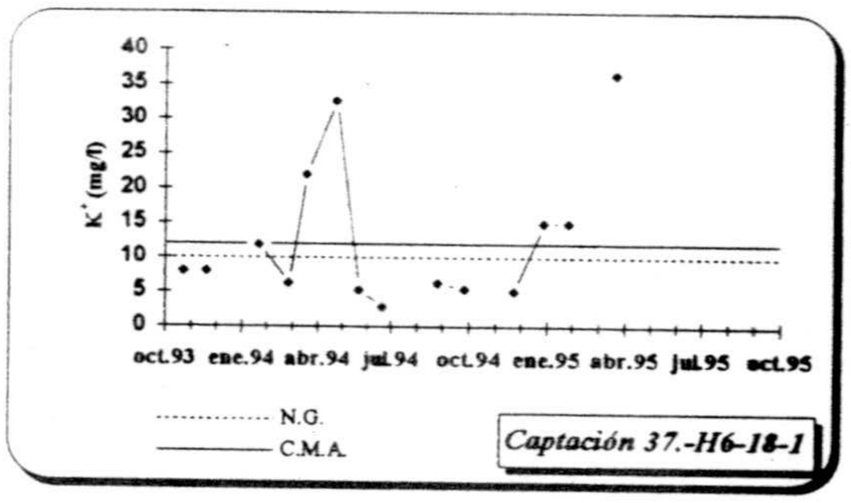
K+ (mg/l)
40
35
30
25
20
15
10
5
0
oct.93 ene.94 abr.94 jul.94 oct.94 ene.95 abr.95 jul.95 oct.95
N.G.
C.M.A.
Captación 37.-H6-18-1

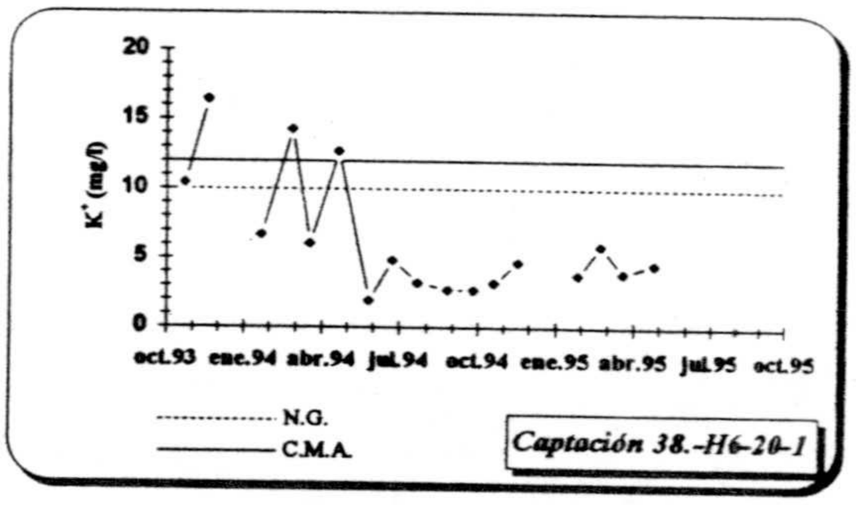
K+ (mg/l)
20
15
10
5
0
oct.93 ene.94 abr.94 jul.94 oct.94 ene.95 abr.95 jul.95 oct.95
N.G.
C.M.A.
Captación 38.-H6-20-1

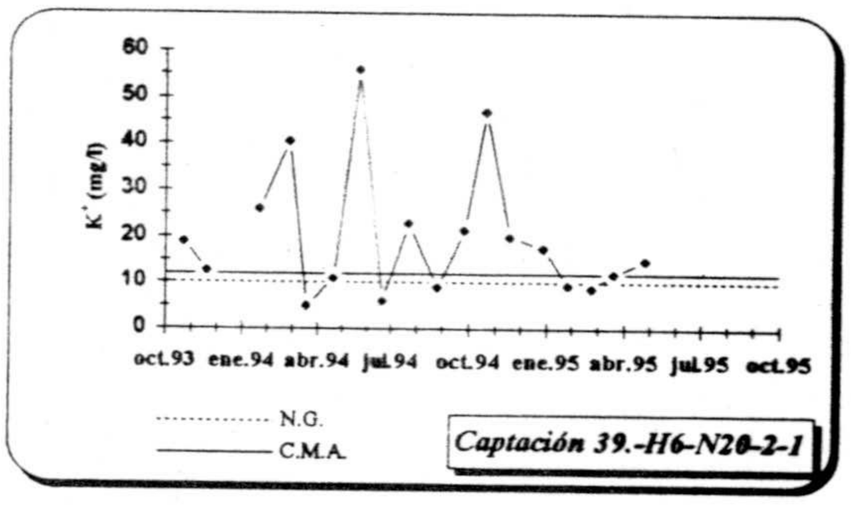
K+ (mg/l)
60
50
40
30
20
10
0
oct.93 ene.94 abr.94 jul.94 oct.94 ene.95 abr.95 jul.95 oct.95
N.G.
C.M.A.
Captación 39.-H6-N20-2-1

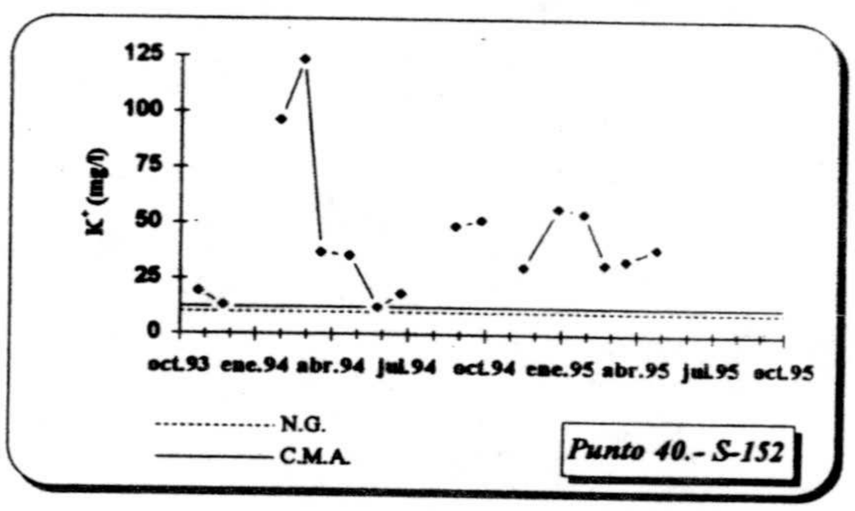
K+ (mg/l)
125
100
75
50
25
0
oct.93 ene.94 abr.94 jul.94 oct.94 ene.95 abr.95 jul.95 oct.95
N.G.
C.M.A.
Punto 40.- S-152

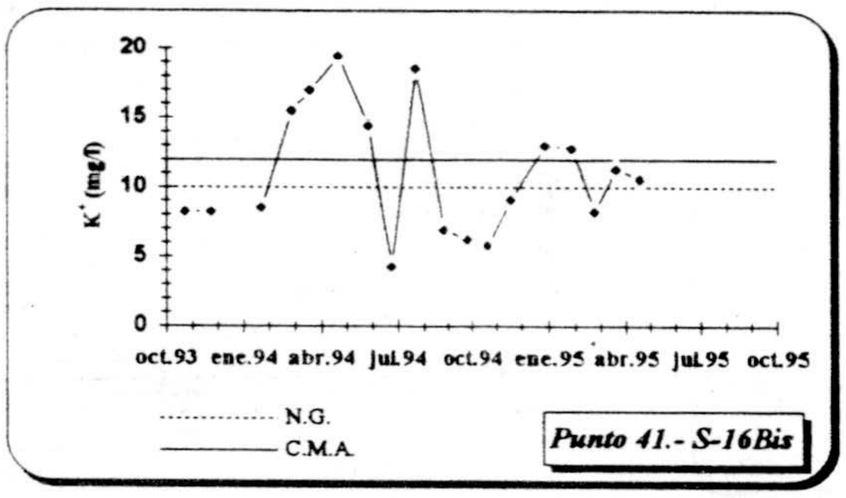
K⁺ (mg/l)
20
15
10
5
0
oct.93 ene.94 abr.94 jul.94 oct.94 ene.95 abr.95 jul.95 oct.95
N.G.
C.M.A.
Punto 41.- S-16Bis

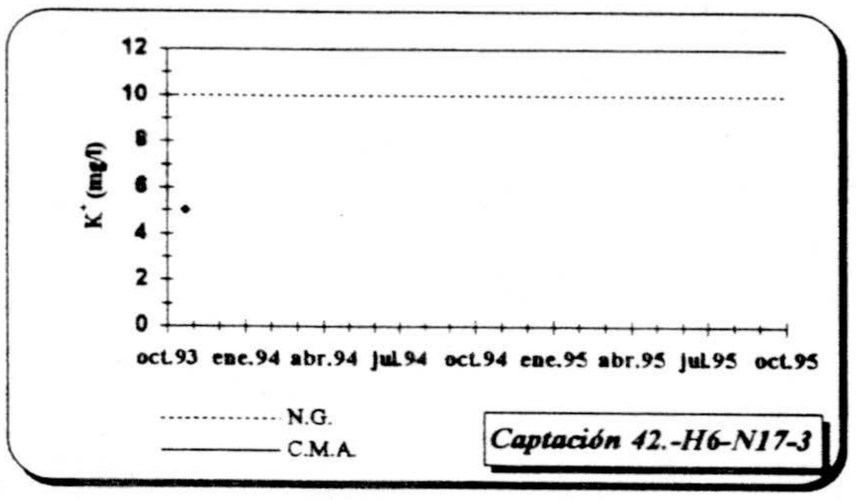
K⁺ (mg/l)
12
10
8
6
4
2
0
oct.93 ene.94 abr.94 jul.94 oct.94 ene.95 abr.95 jul.95 oct.95
N.G.
C.M.A.
Captación 42.-H6-N17-3

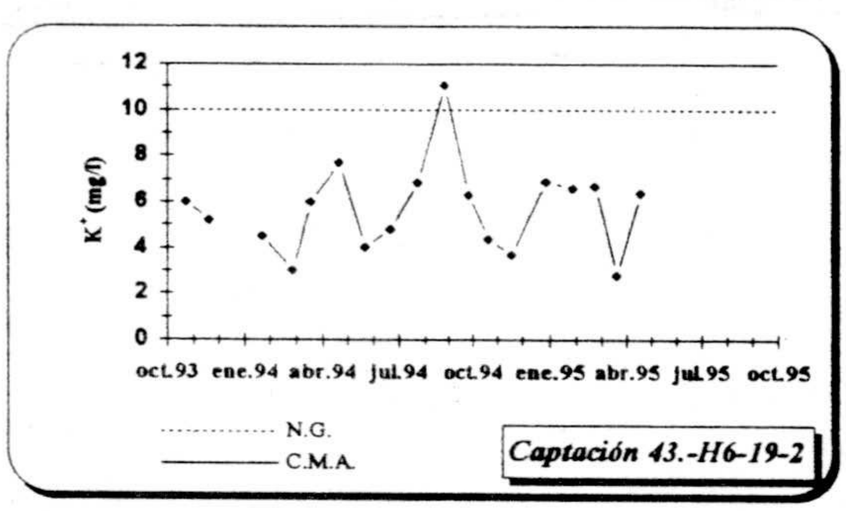
K⁺ (mg/l)
12
10
8
6
4
2
0
oct.93 ene.94 abr.94 jul.94 oct.94 ene.95 abr.95 jul.95 oct.95
N.G.
C.M.A.
Captación 43.-H6-19-2

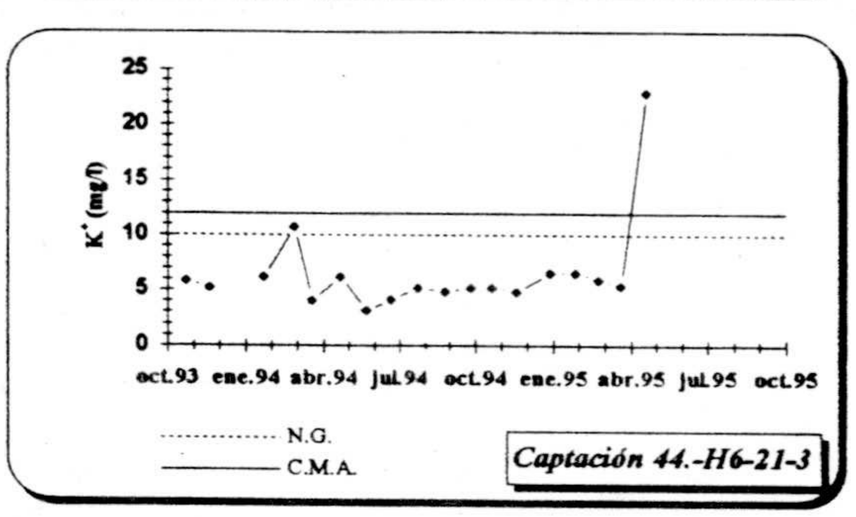
K⁺ (mg/l)
25
20
15
10
5
0
oct.93 ene.94 abr.94 jul.94 oct.94 ene.95 abr.95 jul.95 oct.95
N.G.
C.M.A.
Captación 44.-H6-21-3

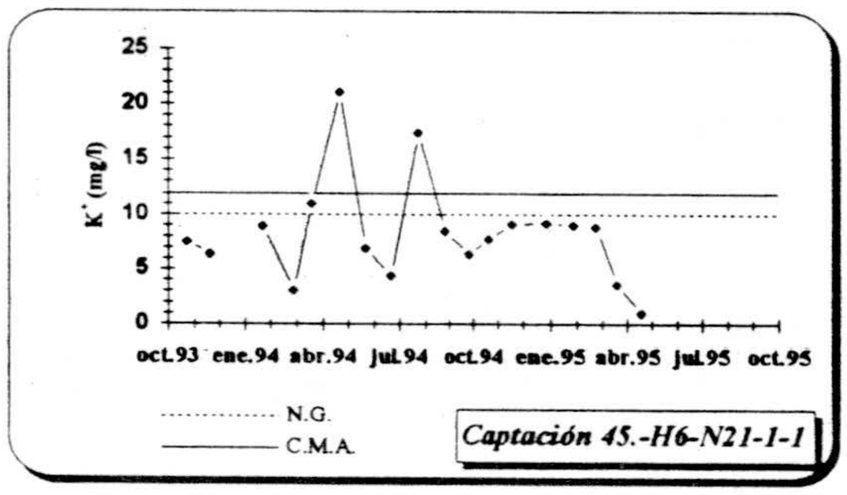
K⁺ (mg/l)
25
20
15
10
5
0
oct.93 ene.94 abr.94 jul.94 oct.94 ene.95 abr.95 jul.95 oct.95
N.G.
C.M.A.
Captación 45.-H6-N21-1-1

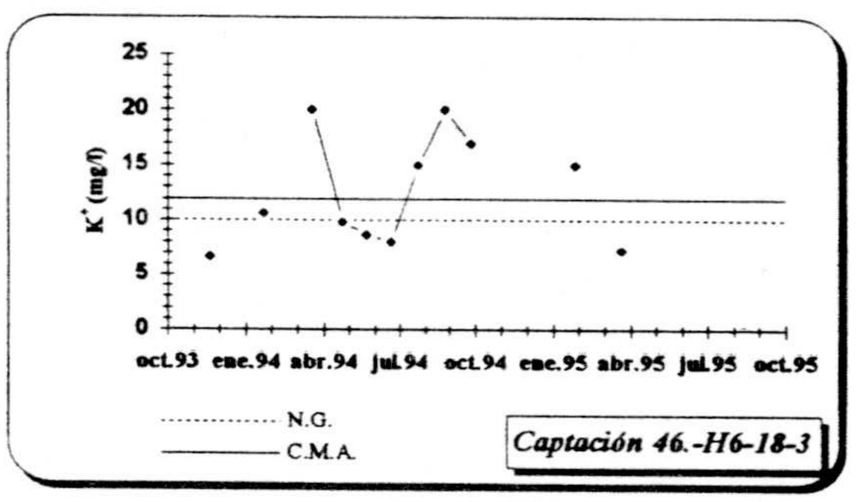
K⁺ (mg/l)
25
20
15
10
5
0
oct.93 ene.94 abr.94 jul.94 oct.94 ene.95 abr.95 jul.95 oct.95
N.G.
C.M.A.
Captación 46.-H6-18-3

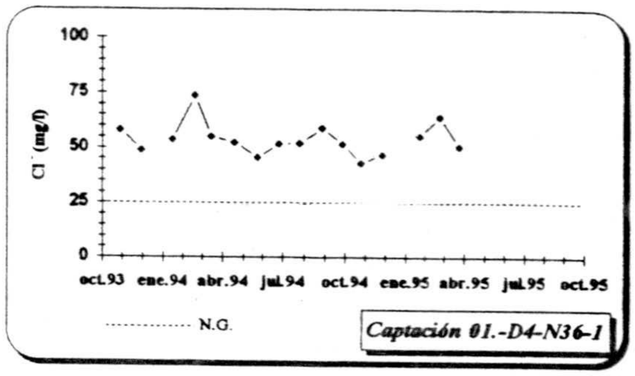
100
75
50
25
0
Cl⁻ (mg/l)
oct.93 ene.94 abr.94 jul.94 oct.94 ene.95 abr.95 jul.95 oct.95
N.G.
Captación 01.-D4-N36-1

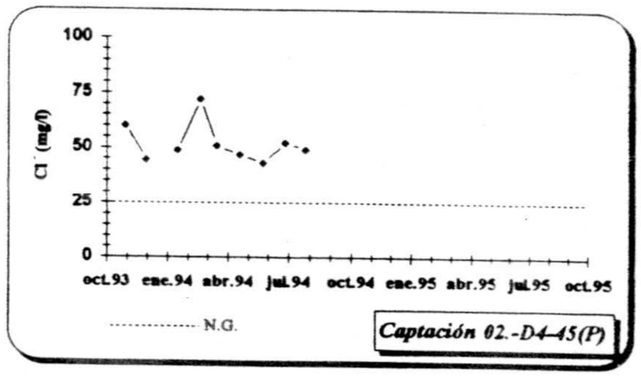
100
75
50
25
0
Cl⁻ (mg/l)
oct.93 ene.94 abr.94 jul.94 oct.94 ene.95 abr.95 jul.95 oct.95
N.G.
Captación 02.-D4-45(P)

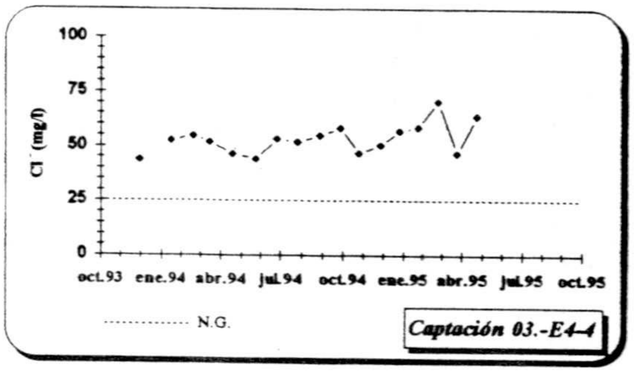
100
75
50
25
0
Cl⁻ (mg/l)
oct.93 ene.94 abr.94 jul.94 oct.94 ene.95 abr.95 jul.95 oct.95
N.G.
Captación 03.-E4-4

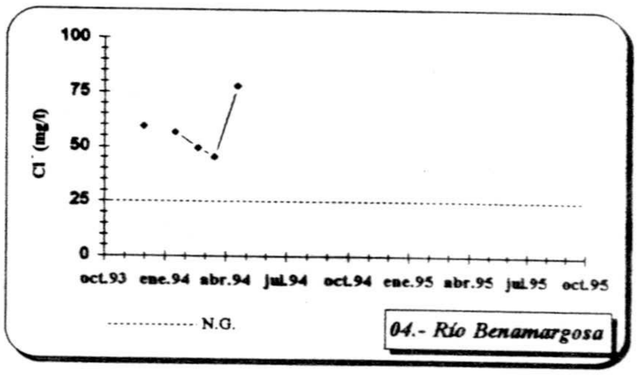
100
75
50
25
0
Cl⁻ (mg/l)
oct.93 ene.94 abr.94 jul.94 oct.94 ene.95 abr.95 jul.95 oct.95
N.G.
04.- Río Benamargosa

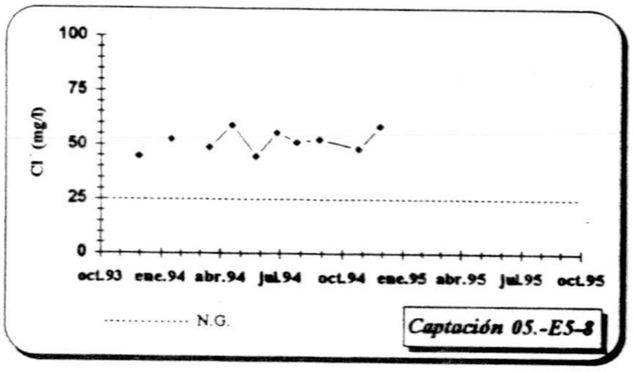
100
75
50
25
0
Cl⁻ (mg/l)
oct.93 ene.94 abr.94 jul.94 oct.94 ene.95 abr.95 jul.95 oct.95
N.G.
Captación 05.-E5-8

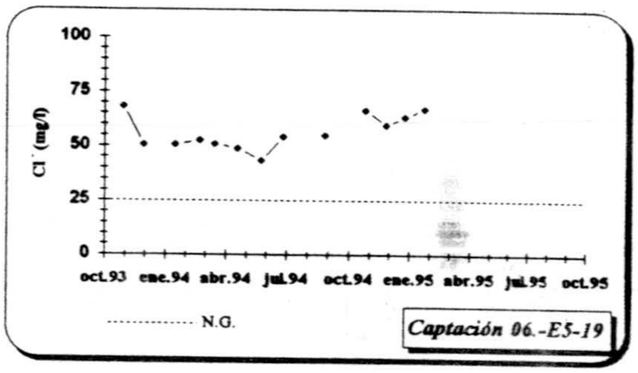
100
75
50
25
0
Cl⁻ (mg/l)
oct.93 ene.94 abr.94 jul.94 oct.94 ene.95 abr.95 jul.95 oct.95
N.G.
Captación 06.-E5-19

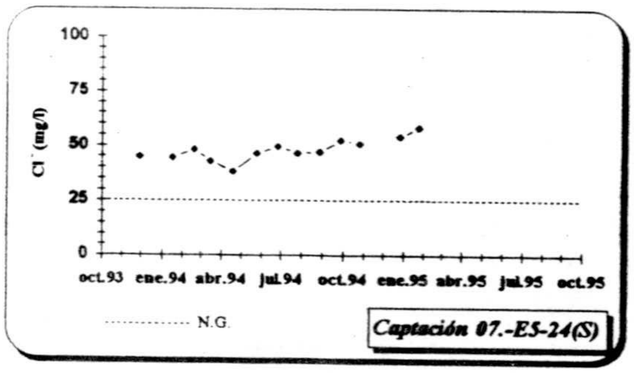
100
75
50
25
0
Cl⁻ (mg/l)
oct.93 ene.94 abr.94 jul.94 oct.94 ene.95 abr.95 jul.95 oct.95
N.G.
Captación 07.-E5-24(S)

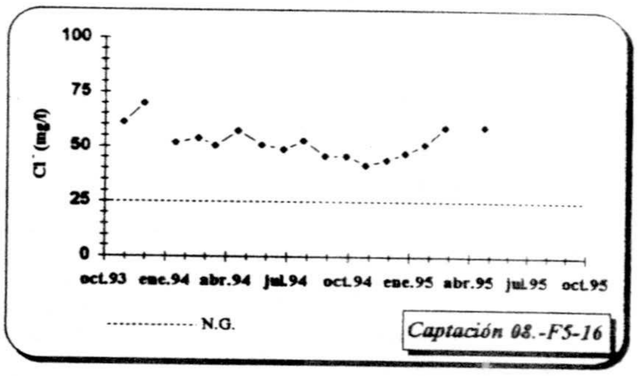
100
75
50
25
0
Cl⁻ (mg/l)
oct.93 ene.94 abr.94 jul.94 oct.94 ene.95 abr.95 jul.95 oct.95
N.G.
Captación 08.-F5-16

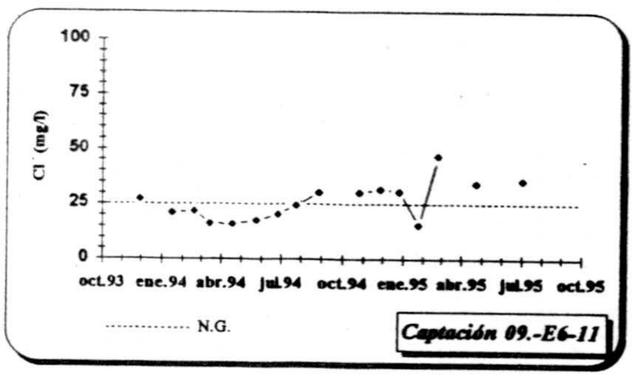
100
75
50
25
0
Cl⁻ (mg/l)
oct.93 ene.94 abr.94 jul.94 oct.94 ene.95 abr.95 jul.95 oct.95
N.G.
Captación 09.-E6-11

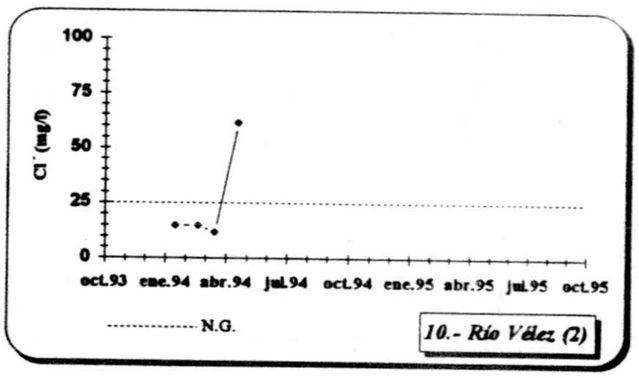
100
75
50
25
0
Cl⁻ (mg/l)
oct.93 ene.94 abr.94 jul.94 oct.94 ene.95 abr.95 jul.95 oct.95
N.G.
10.- Río Vélez (2)

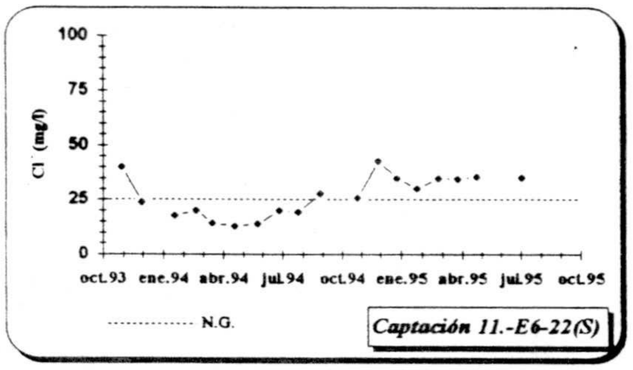
100
75
50
25
0
Cl⁻ (mg/l)
oct.93 ene.94 abr.94 jul.94 oct.94 ene.95 abr.95 jul.95 oct.95
N.G.
Captación 11.-E6-22(S)

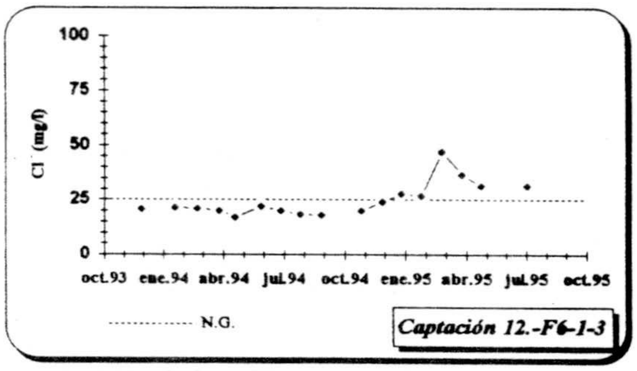
100
75
50
25
0
Cl⁻ (mg/l)
oct.93 ene.94 abr.94 jul.94 oct.94 ene.95 abr.95 jul.95 oct.95
N.G.
Captación 12.-F6-1-3

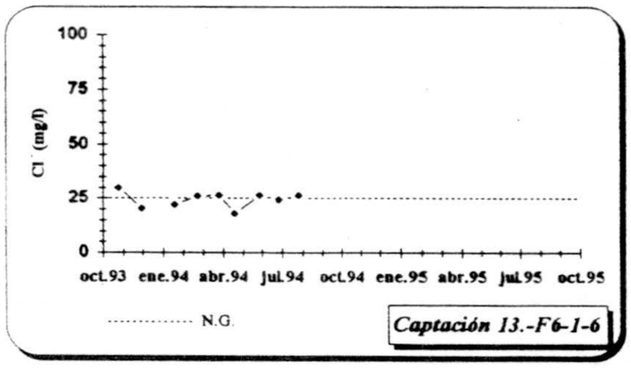
100
75
50
25
0
Cl⁻ (mg/l)
oct.93 ene.94 abr.94 jul.94 oct.94 ene.95 abr.95 jul.95 oct.95
N.G.
Captación 13.-F6-1-6

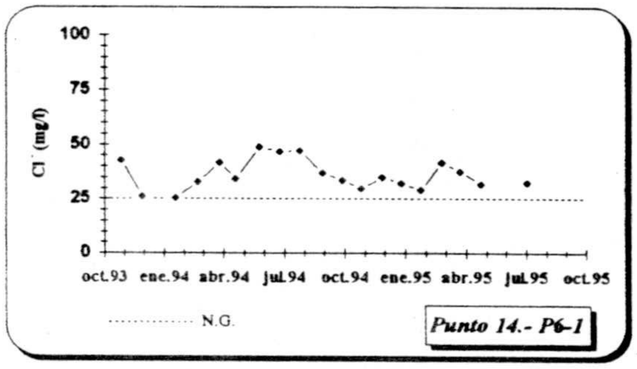
100
75
50
25
0
Cl⁻ (mg/l)
oct.93 ene.94 abr.94 jul.94 oct.94 ene.95 abr.95 jul.95 oct.95
N.G.
Punto 14.- P6-1

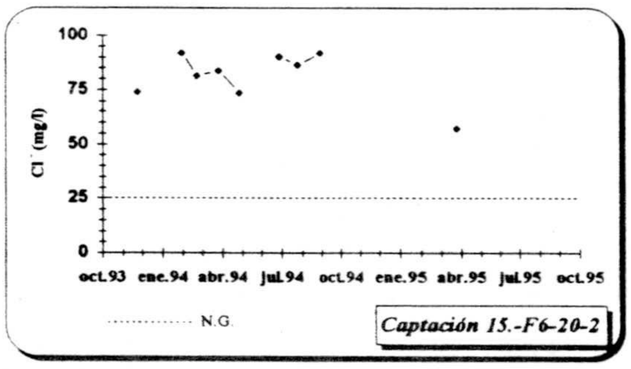
100
75
50
25
0
Cl⁻ (mg/l)
oct.93 ene.94 abr.94 jul.94 oct.94 ene.95 abr.95 jul.95 oct.95
N.G.
Captación 15.-F6-20-2

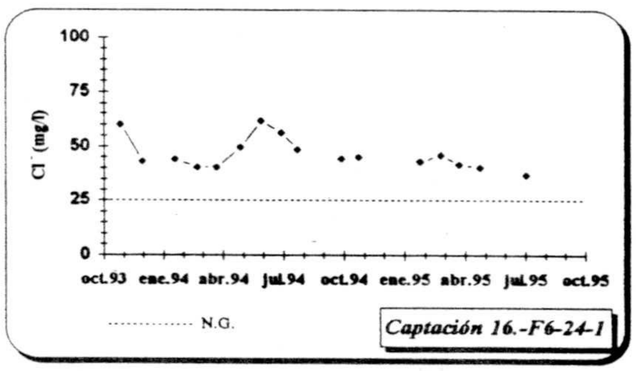
100
75
50
25
0
Cl⁻ (mg/l)
oct.93 ene.94 abr.94 jul.94 oct.94 ene.95 abr.95 jul.95 oct.95
N.G.
Captación 16.-F6-24-1

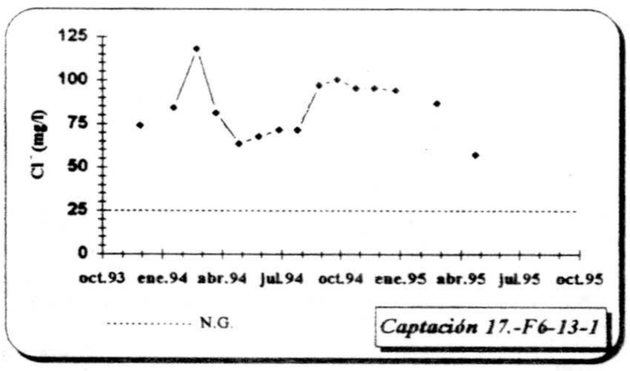
125
100
75
50
25
0
Cl⁻ (mg/l)
oct.93 ene.94 abr.94 jul.94 oct.94 ene.95 abr.95 jul.95 oct.95
N.G.
Captación 17.-F6-13-1

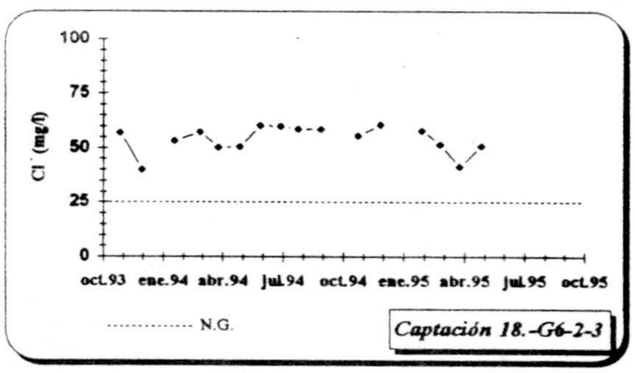
100
75
50
25
0
Cl⁻ (mg/l)
oct.93 ene.94 abr.94 jul.94 oct.94 ene.95 abr.95 jul.95 oct.95
N.G.
Captación 18.-G6-2-3

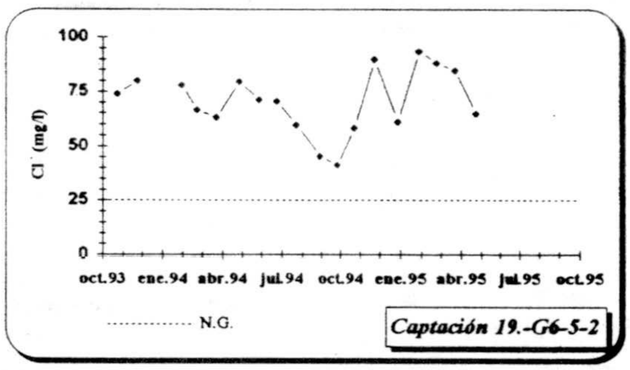
100
75
50
25
0
Cl⁻ (mg/l)
oct.93 ene.94 abr.94 jul.94 oct.94 ene.95 abr.95 jul.95 oct.95
N.G.
Captación 19.-G6-5-2

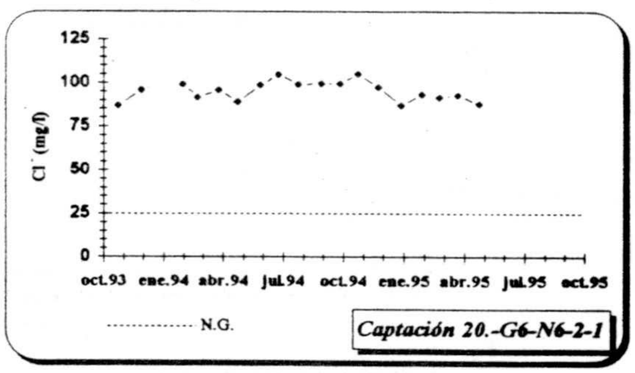
125
100
75
50
25
0
Cl⁻ (mg/l)
oct.93 ene.94 abr.94 jul.94 oct.94 ene.95 abr.95 jul.95 oct.95
N.G.
Captación 20.-G6-N6-2-1

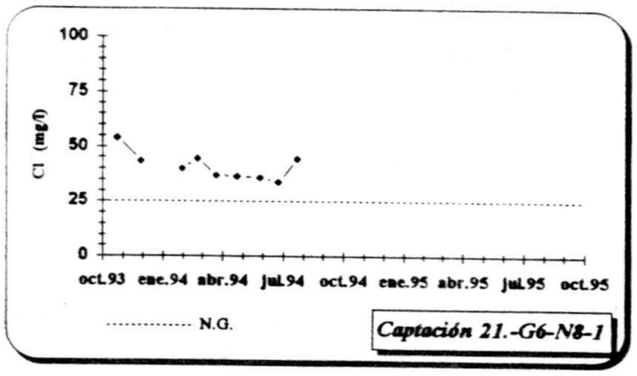

*Captación 21.-G6-N8-1*

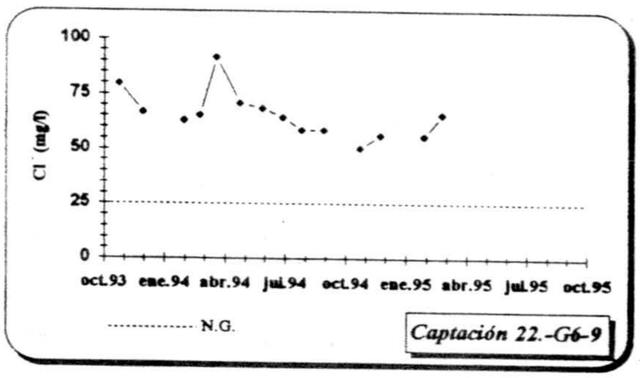

*Captación 22.-G6-9*

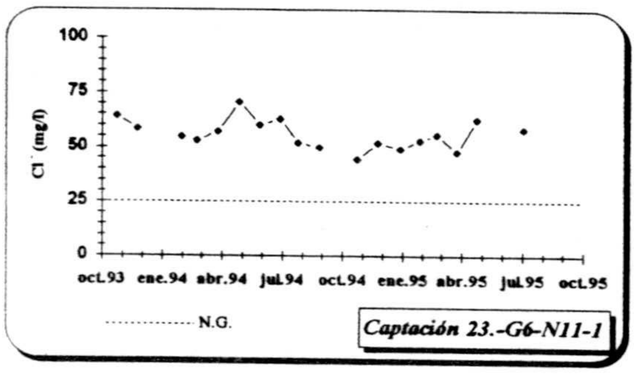

*Captación 23.-G6-N11-1*

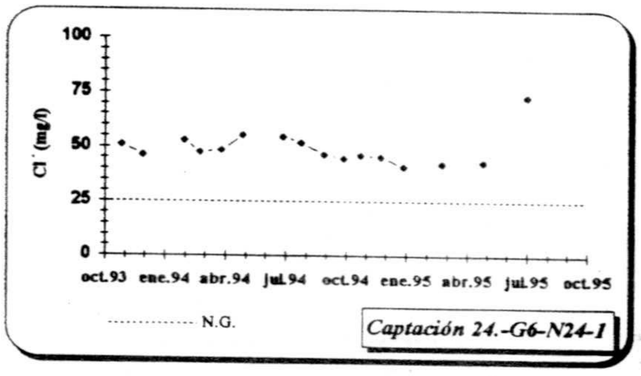

*Captación 24.-G6-N24-1*

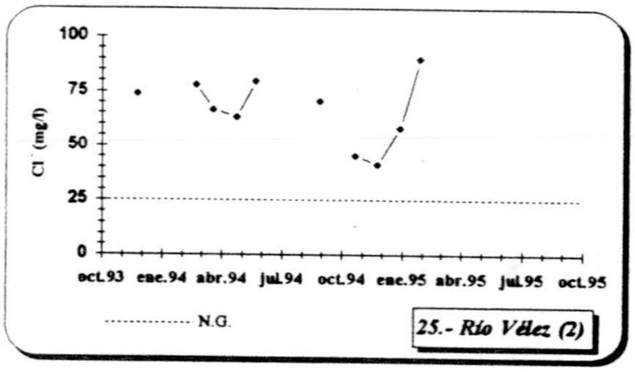

*25.- Río Vélez (2)*

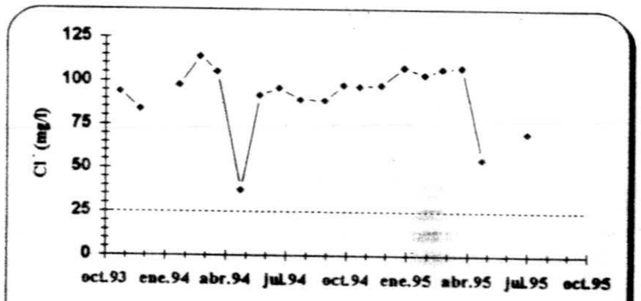

*Captación 26.-G6-19*

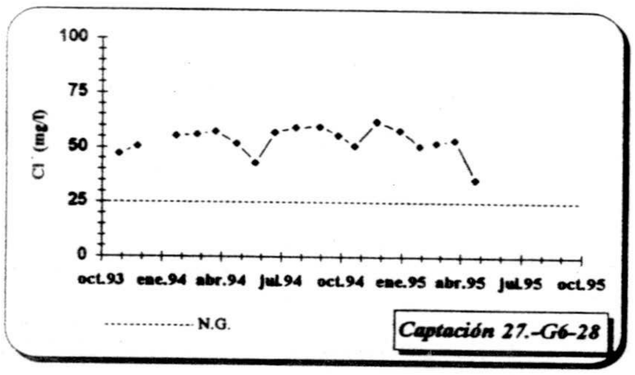

*Captación 27.-G6-28*

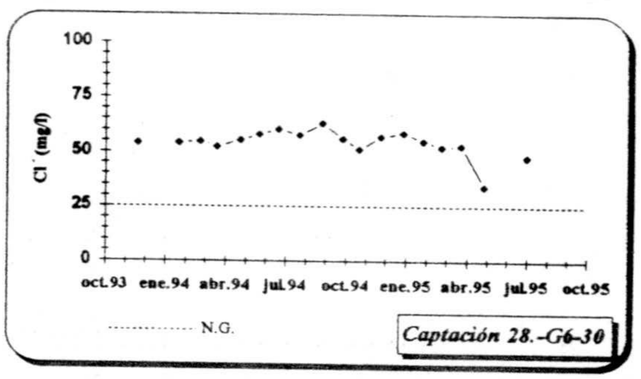

*Captación 28.-G6-30*

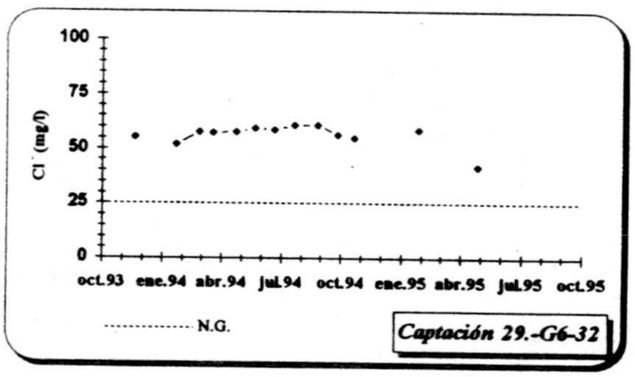

*Captación 29.-G6-32*

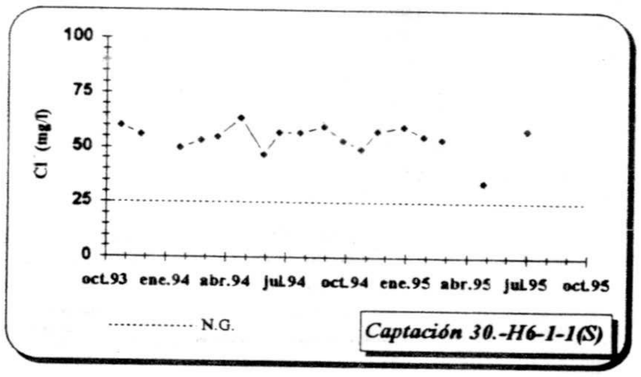

*Captación 30.-H6-1-1(S)*

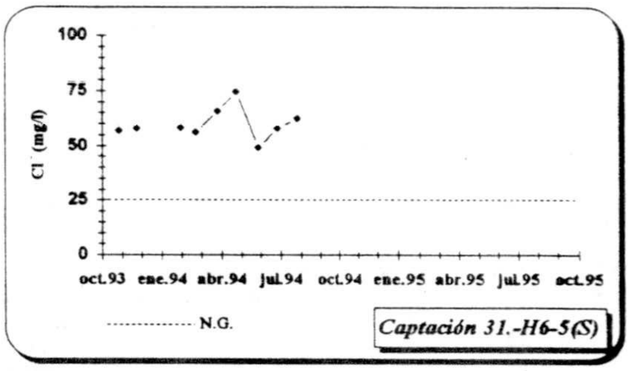
Cl⁻ (mg/l)
100
75
50
25
0
oct.93 ene.94 abr.94 jul.94 oct.94 ene.95 abr.95 jul.95 oct.95
N.G.
Captación 31.-H6-5(S)

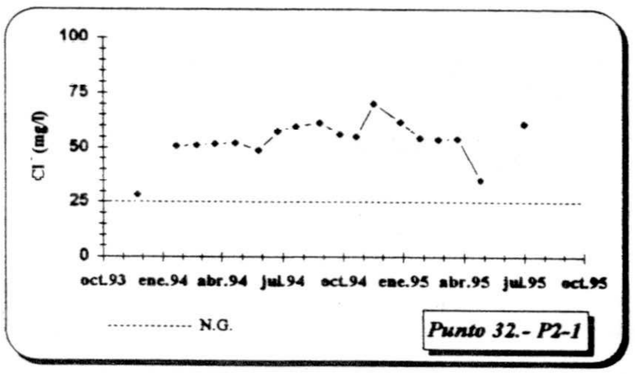
Cl⁻ (mg/l)
100
75
50
25
0
oct.93 ene.94 abr.94 jul.94 oct.94 ene.95 abr.95 jul.95 oct.95
N.G.
Punto 32.- P2-1

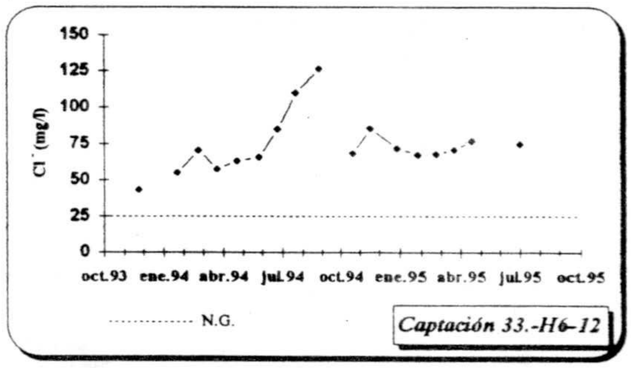
Cl⁻ (mg/l)
150
125
100
75
50
25
0
oct.93 ene.94 abr.94 jul.94 oct.94 ene.95 abr.95 jul.95 oct.95
N.G.
Captación 33.-H6-12

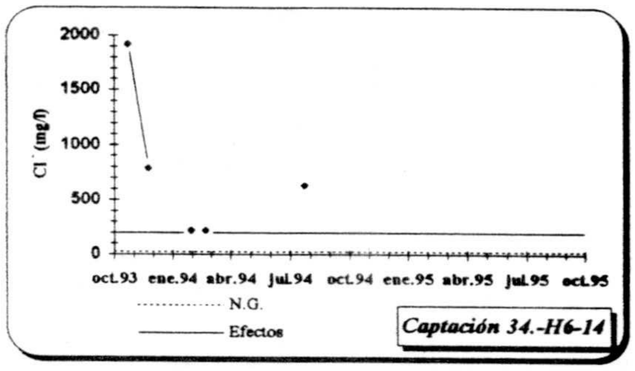
Cl⁻ (mg/l)
2000
1500
1000
500
0
oct.93 ene.94 abr.94 jul.94 oct.94 ene.95 abr.95 jul.95 oct.95
N.G.
Efectos
Captación 34.-H6-14

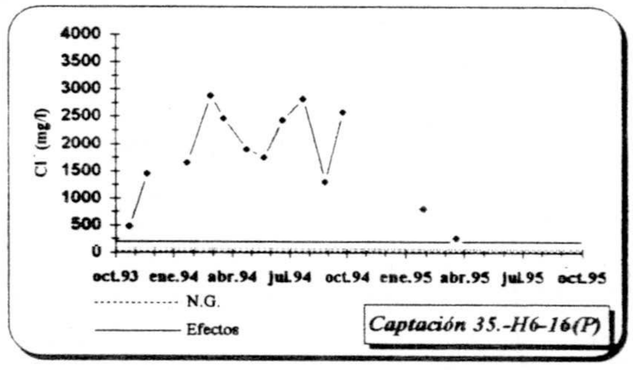
Cl⁻ (mg/l)
4000
3500
3000
2500
2000
1500
1000
500
0
oct.93 ene.94 abr.94 jul.94 oct.94 ene.95 abr.95 jul.95 oct.95
N.G.
Efectos
Captación 35.-H6-16(P)

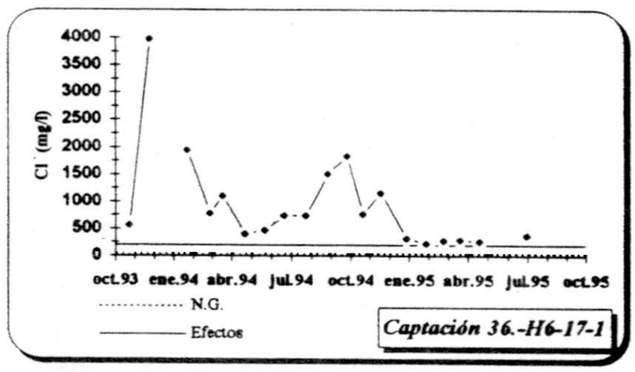
Cl⁻ (mg/l)
4000
3500
3000
2500
2000
1500
1000
500
0
oct.93 ene.94 abr.94 jul.94 oct.94 ene.95 abr.95 jul.95 oct.95
N.G.
Efectos
Captación 36.-H6-17-1

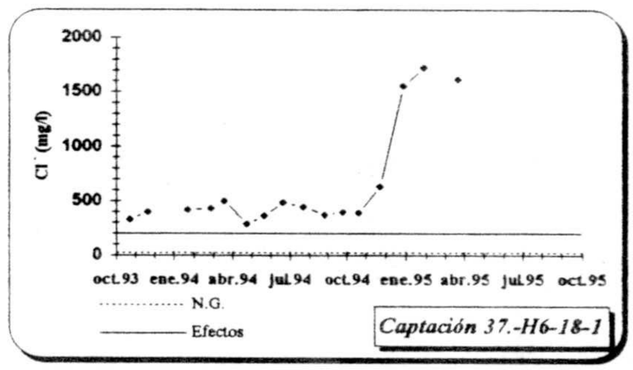
Cl⁻ (mg/l)
2000
1500
1000
500
0
oct.93 ene.94 abr.94 jul.94 oct.94 ene.95 abr.95 jul.95 oct.95
N.G.
Efectos
Captación 37.-H6-18-1

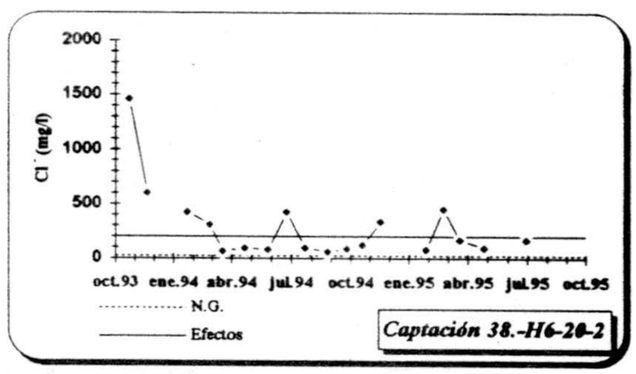
Cl⁻ (mg/l)
2000
1500
1000
500
0
oct.93 ene.94 abr.94 jul.94 oct.94 ene.95 abr.95 jul.95 oct.95
N.G.
Efectos
Captación 38.-H6-20-2

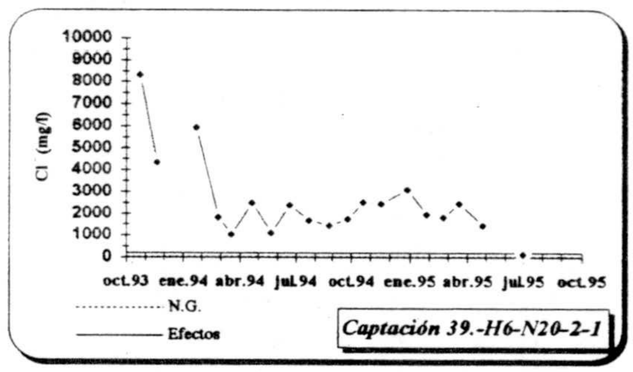
Cl⁻ (mg/l)
10000
9000
8000
7000
6000
5000
4000
3000
2000
1000
0
oct.93 ene.94 abr.94 jul.94 oct.94 ene.95 abr.95 jul.95 oct.95
N.G.
Efectos
Captación 39.-H6-N20-2-1

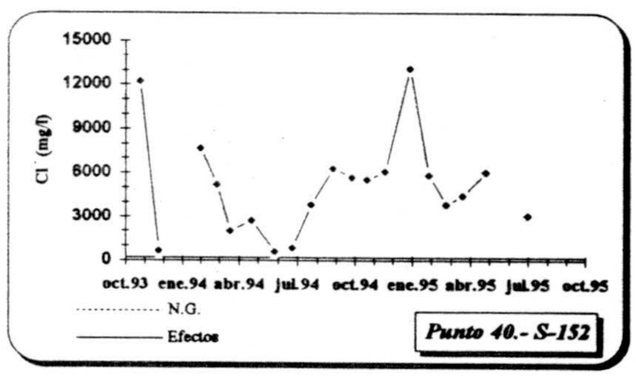
Cl⁻ (mg/l)
15000
12000
9000
6000
3000
0
oct.93 ene.94 abr.94 jul.94 oct.94 ene.95 abr.95 jul.95 oct.95
N.G.
Efectos
Punto 40.- S-152

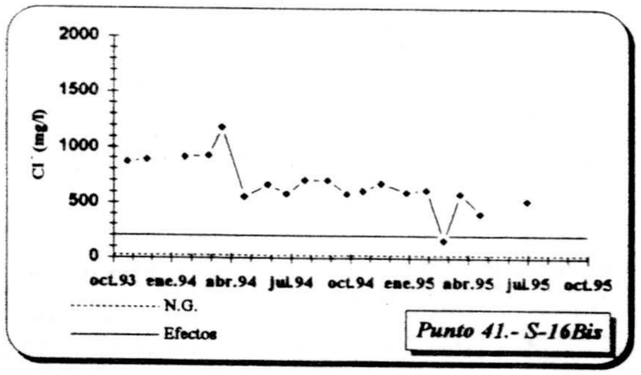


*Punto 41.- S-16Bis*




*Captación 42.-H6-N17-3*

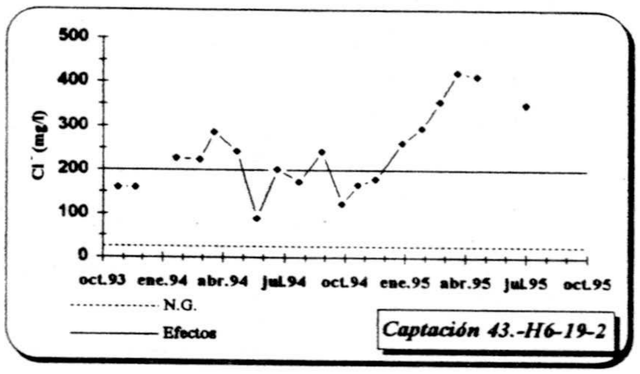


*Captación 43.-H6-19-2*

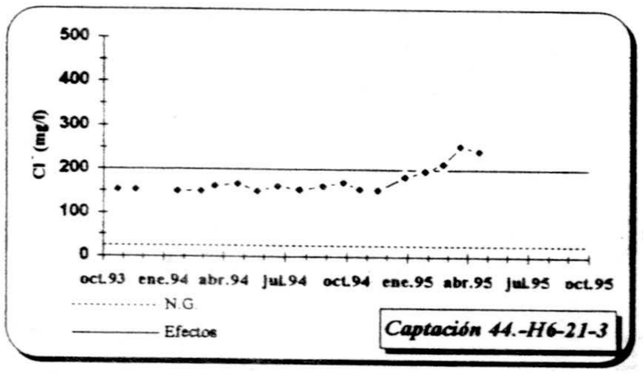


*Captación 44.-H6-21-3*

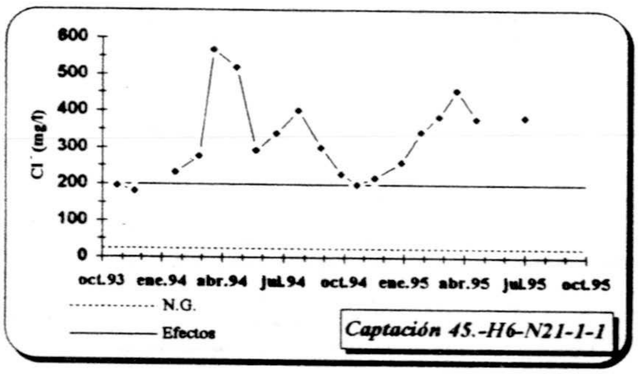


*Captación 45.-H6-N21-1-1*

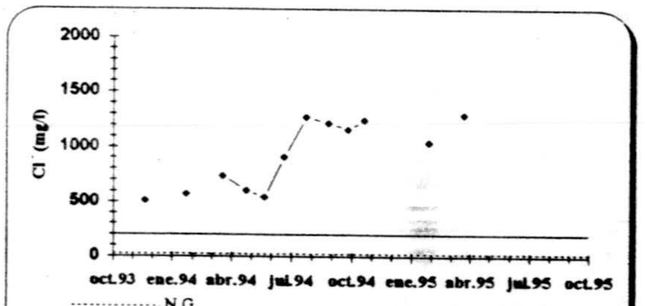


*Captación 46.-H6-18-3*

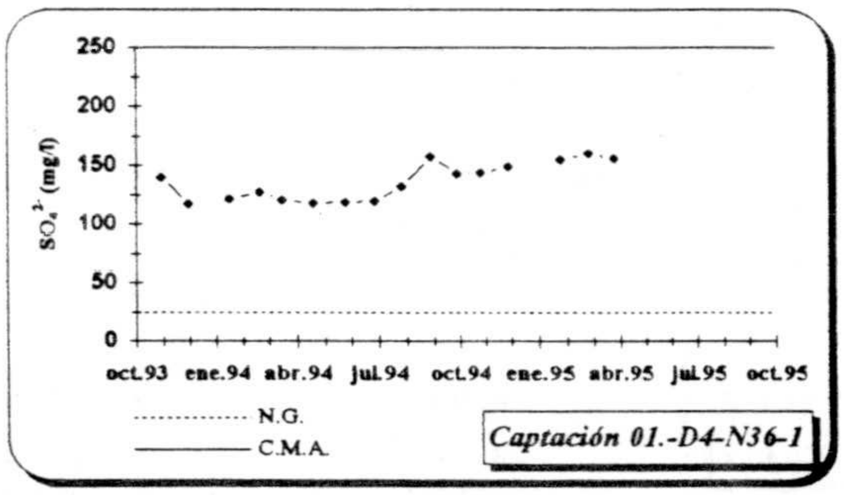
250
200
150
100
50
0
$SO_4^{2-}$ (mg/l)
oct.93 ene.94 abr.94 jul.94 oct.94 ene.95 abr.95 jul.95 oct.95
N.G.
C.M.A.
Captación 01.-D4-N36-1

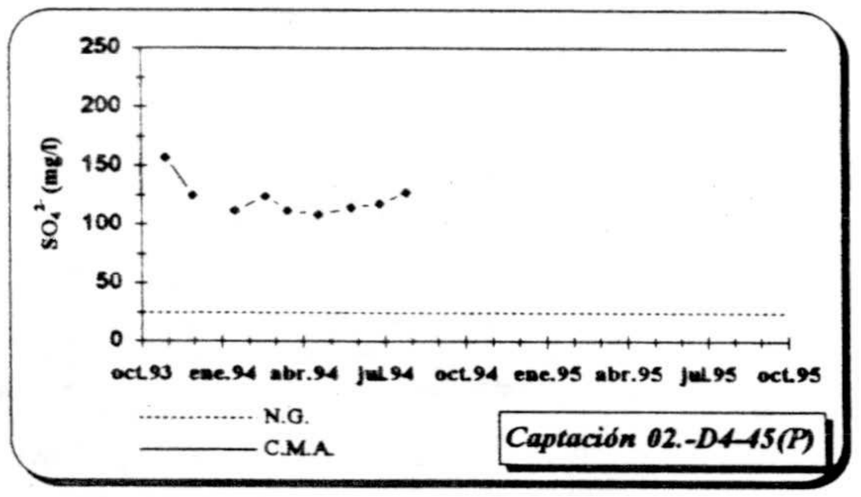
250
200
150
100
50
0
$SO_4^{2-}$ (mg/l)
oct.93 ene.94 abr.94 jul.94 oct.94 ene.95 abr.95 jul.95 oct.95
N.G.
C.M.A.
Captación 02.-D4-45(P)

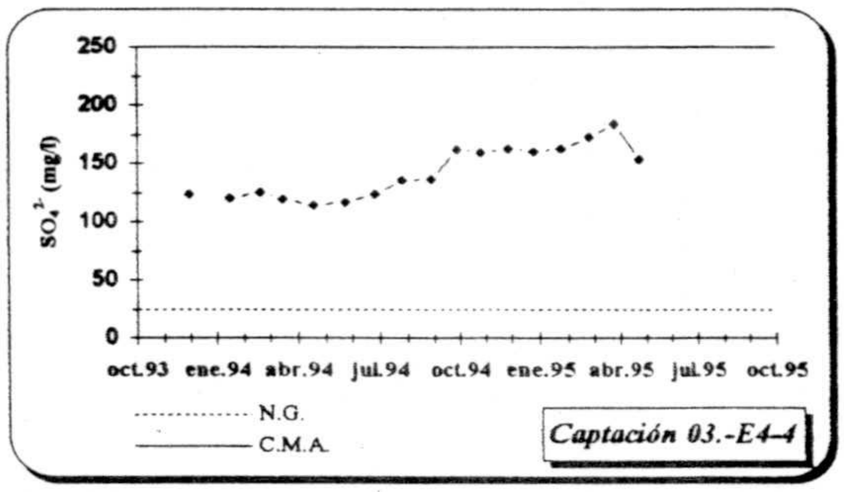
250
200
150
100
50
0
$SO_4^{2-}$ (mg/l)
oct.93 ene.94 abr.94 jul.94 oct.94 ene.95 abr.95 jul.95 oct.95
N.G.
C.M.A.
Captación 03.-E4-4

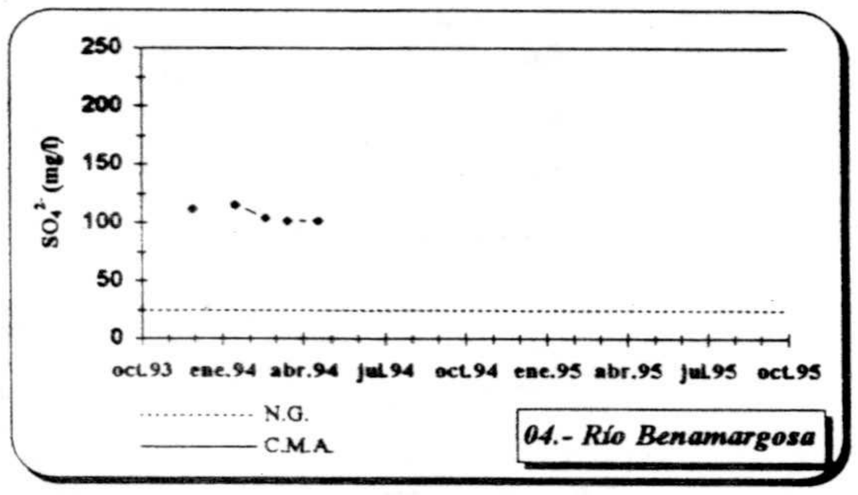
250
200
150
100
50
0
$SO_4^{2-}$ (mg/l)
oct.93 ene.94 abr.94 jul.94 oct.94 ene.95 abr.95 jul.95 oct.95
N.G.
C.M.A.
04.- Río Benamargosa

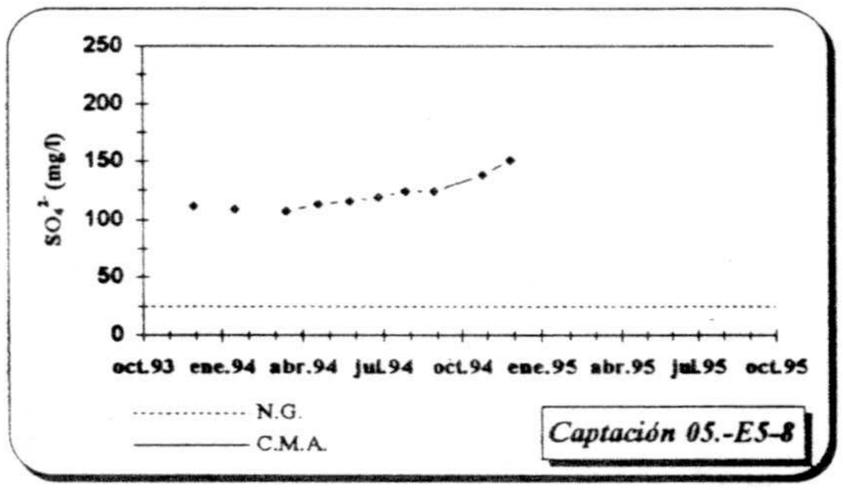
250
200
150
100
50
0
$SO_4^{2-}$ (mg/l)
oct.93 ene.94 abr.94 jul.94 oct.94 ene.95 abr.95 jul.95 oct.95
N.G.
C.M.A.
Captación 05.-E5-8

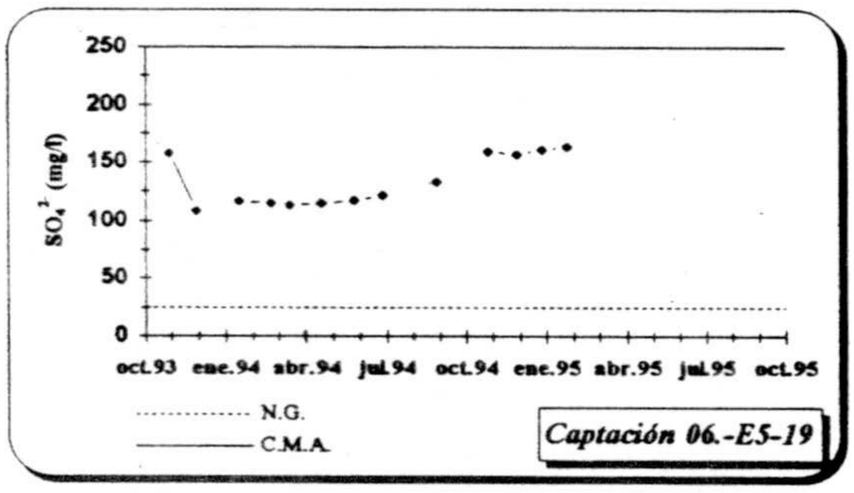
250
200
150
100
50
0
$SO_4^{2-}$ (mg/l)
oct.93 ene.94 abr.94 jul.94 oct.94 ene.95 abr.95 jul.95 oct.95
N.G.
C.M.A.
Captación 06.-E5-19

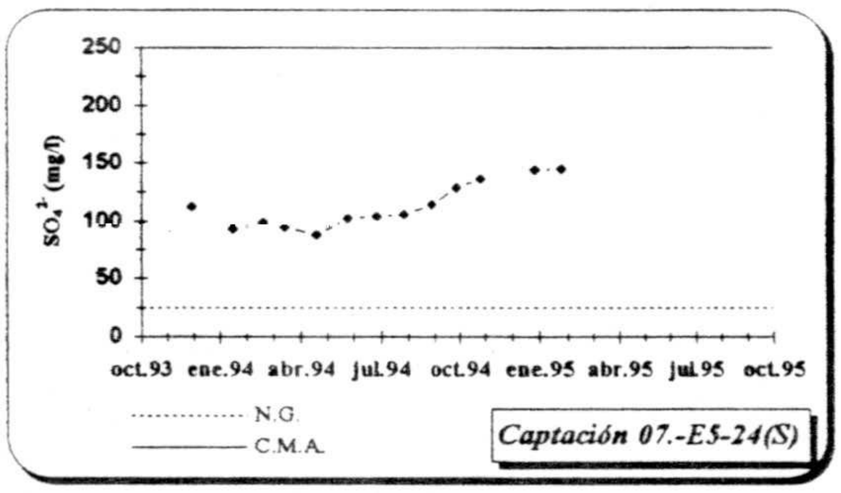
250
200
150
100
50
0
$SO_4^{2-}$ (mg/l)
oct.93 ene.94 abr.94 jul.94 oct.94 ene.95 abr.95 jul.95 oct.95
N.G.
C.M.A.
Captación 07.-E5-24(S)

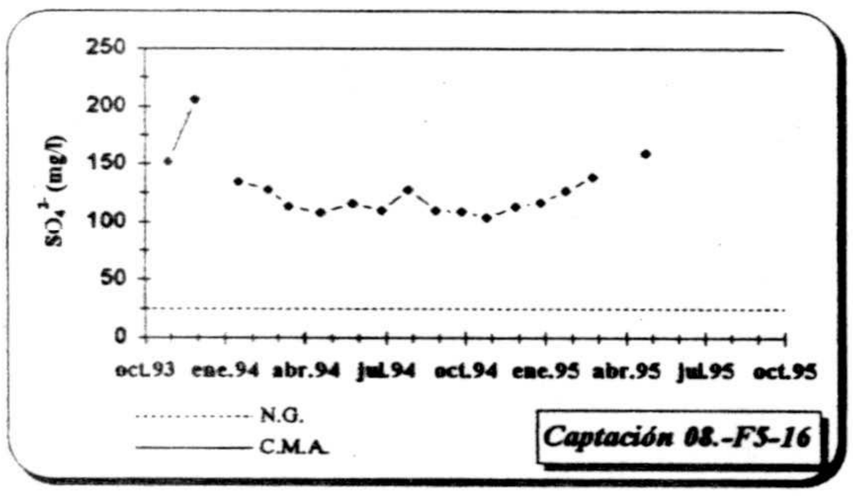
250
200
150
100
50
0
$SO_4^{2-}$ (mg/l)
oct.93 ene.94 abr.94 jul.94 oct.94 ene.95 abr.95 jul.95 oct.95
N.G.
C.M.A.
Captación 08.-F5-16

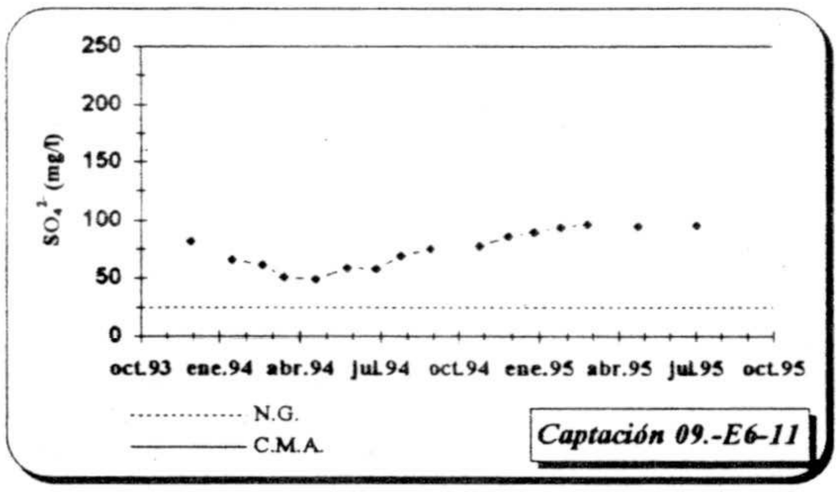
250
200
150
100
50
0
$SO_4^{2-}$ (mg/l)
oct.93 ene.94 abr.94 jul.94 oct.94 ene.95 abr.95 jul.95 oct.95
N.G.
C.M.A.
Captación 09.-E6-11

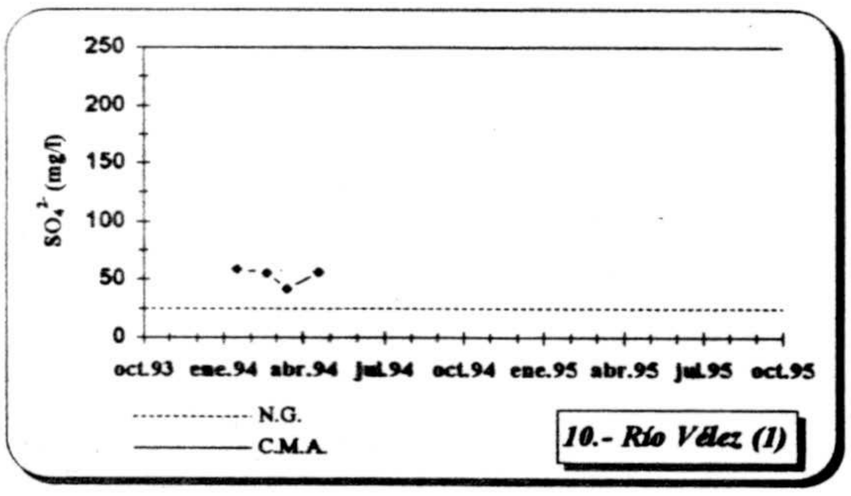
250
200
150
100
50
0
$SO_4^{2-}$ (mg/l)
oct.93 ene.94 abr.94 jul.94 oct.94 ene.95 abr.95 jul.95 oct.95
N.G.
C.M.A.
10.- Río Vélez (1)

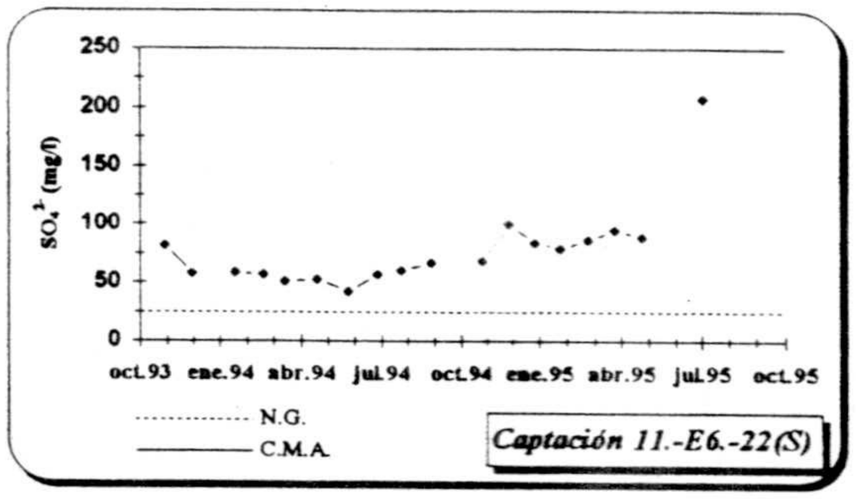


*Captación 11.-E6.-22(S)*

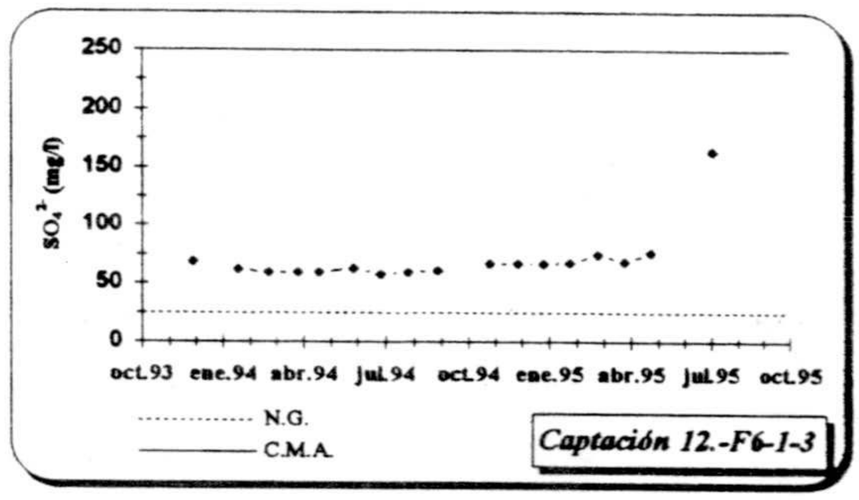


*Captación 12.-F6-1-3*




*Captación 13.-F6-1-6*

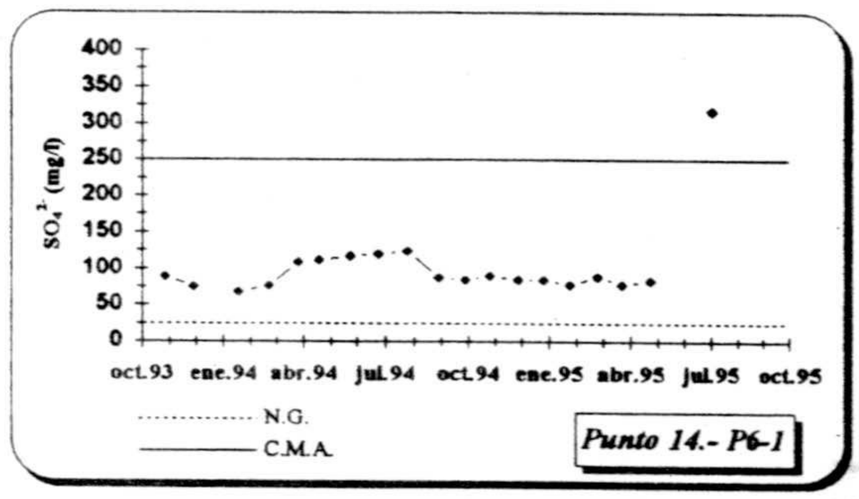


*Punto 14.- P6-1*

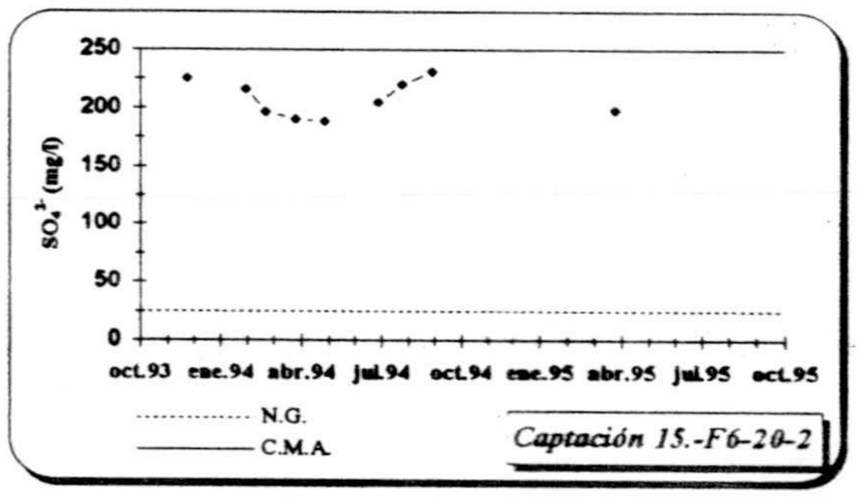


*Captación 15.-F6-20-2*

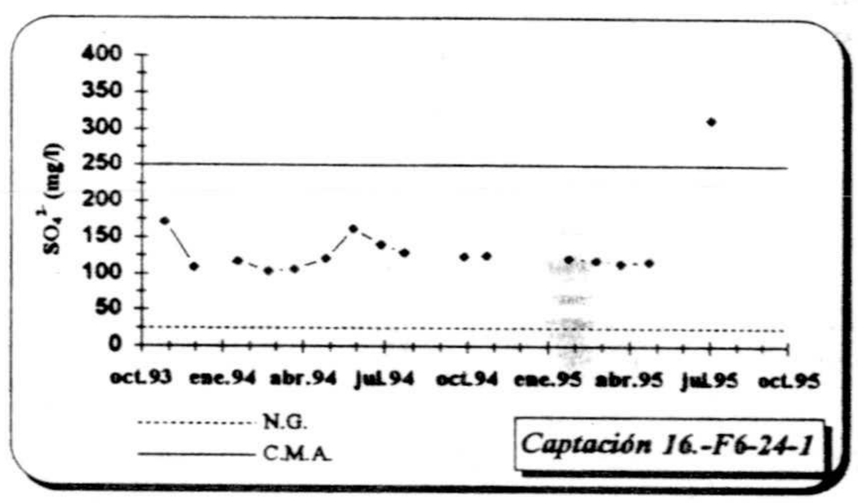


*Captación 16.-F6-24-1*

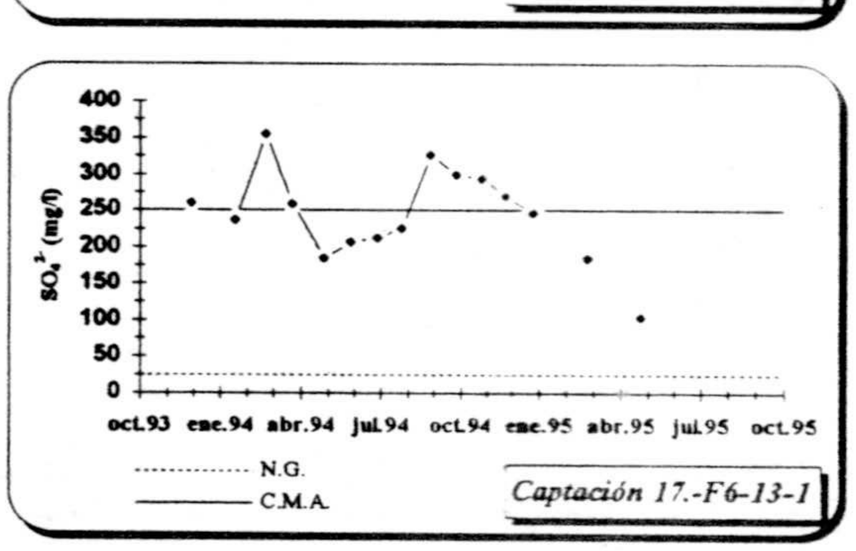


*Captación 17.-F6-13-1*

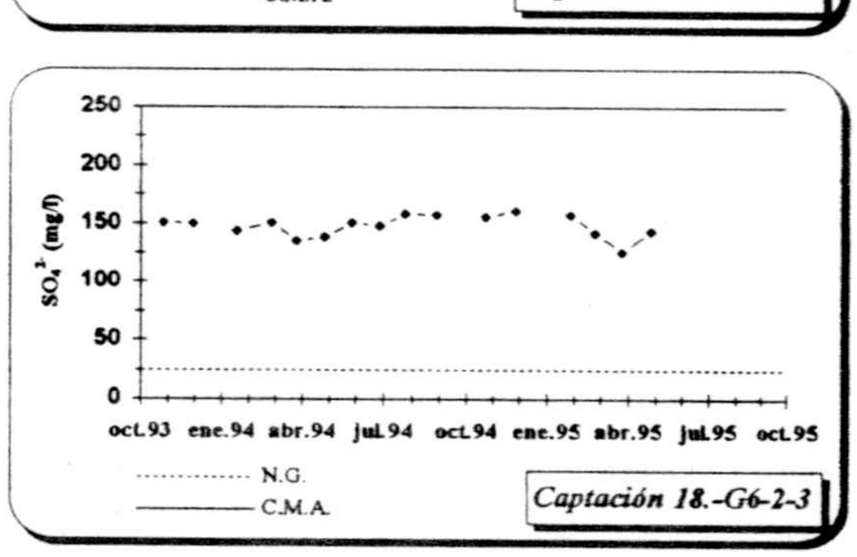


*Captación 18.-G6-2-3*

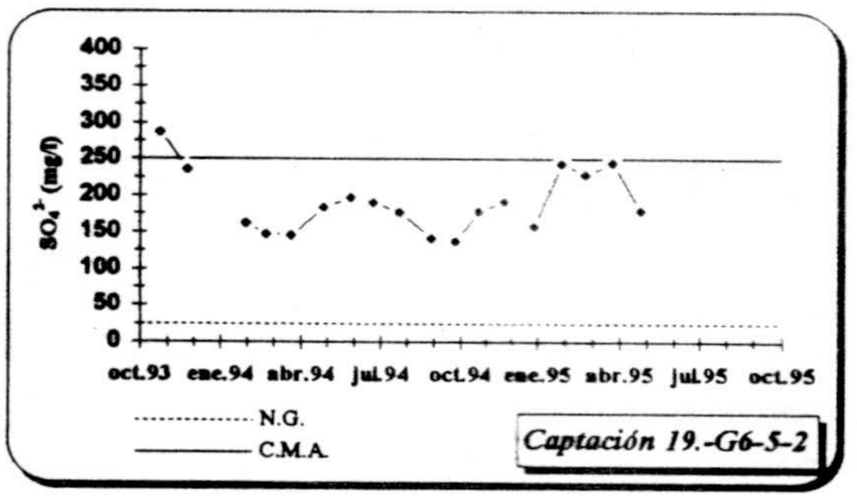


*Captación 19.-G6-5-2*

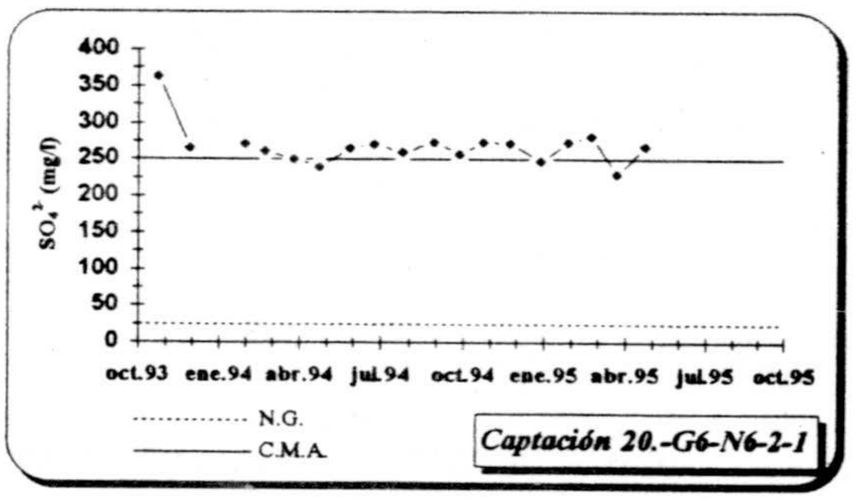


*Captación 20.-G6-N6-2-1*

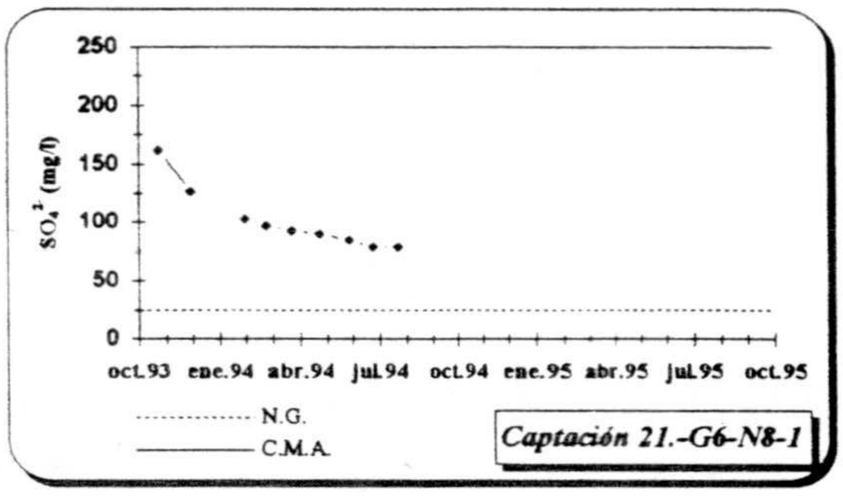


*Captación 21.-G6-N8-1*

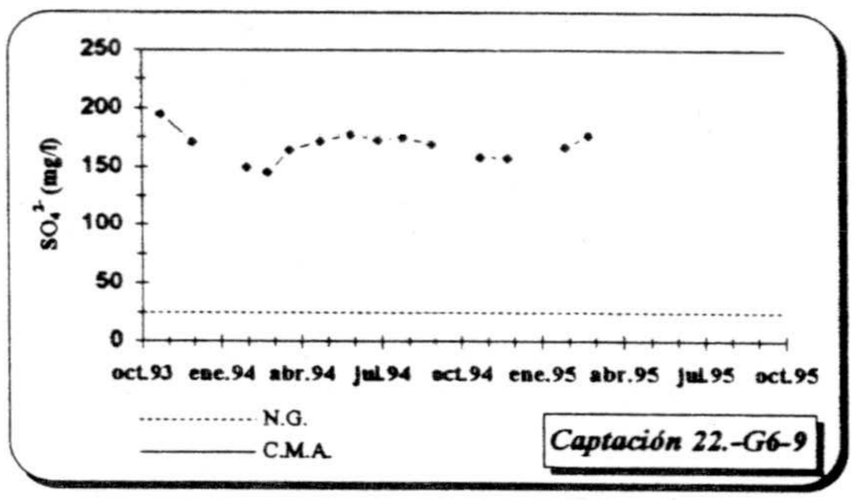


*Captación 22.-G6-9*

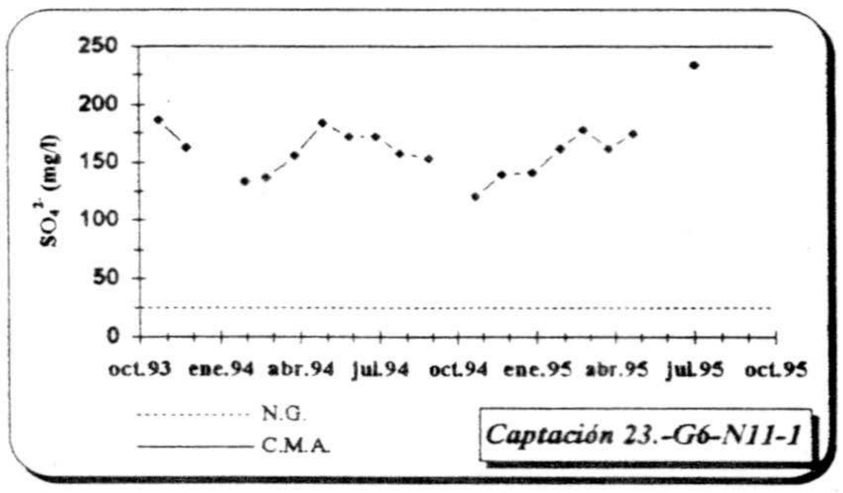


*Captación 23.-G6-N11-1*

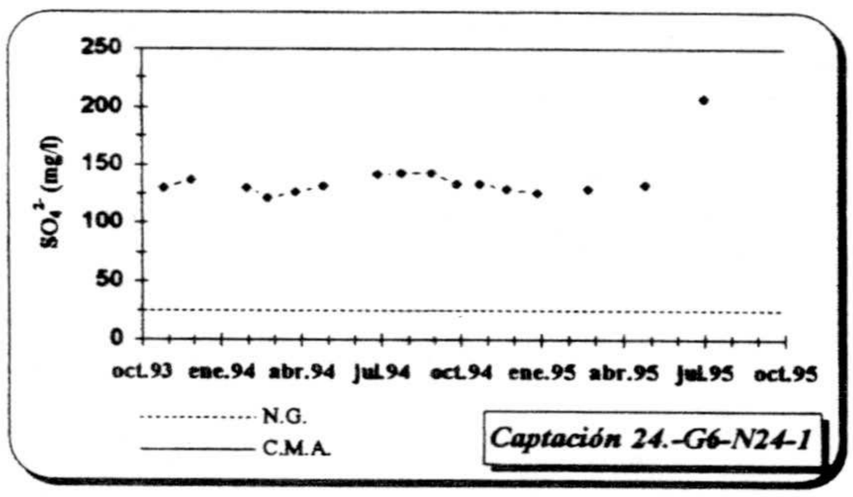


*Captación 24.-G6-N24-1*

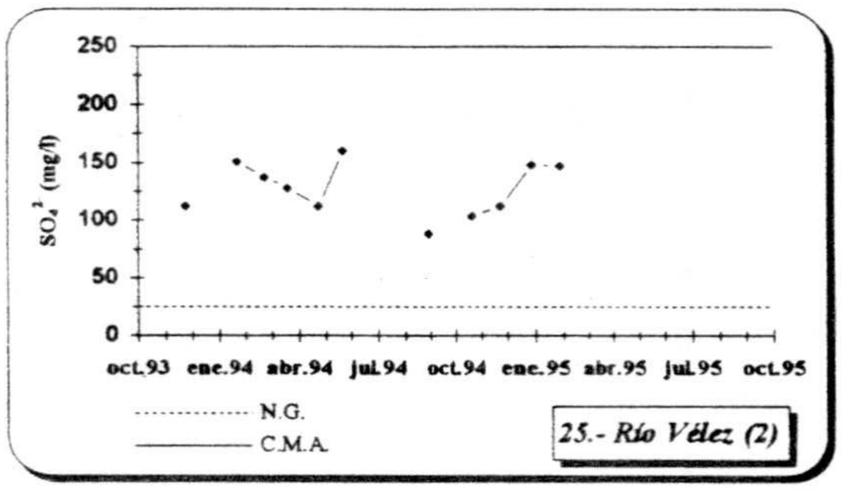


*25.- Río Vélez (2)*

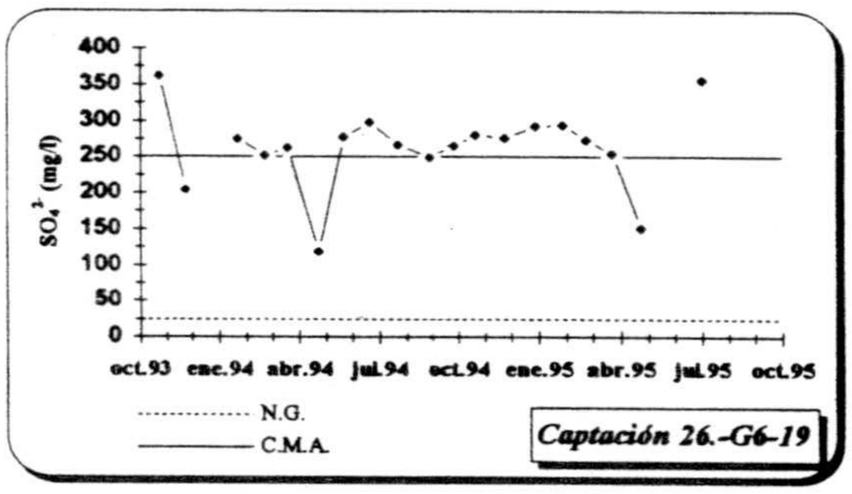


*Captación 26.-G6-19*




*Captación 27.-G6-28*




*Captación 28.-G6-30*

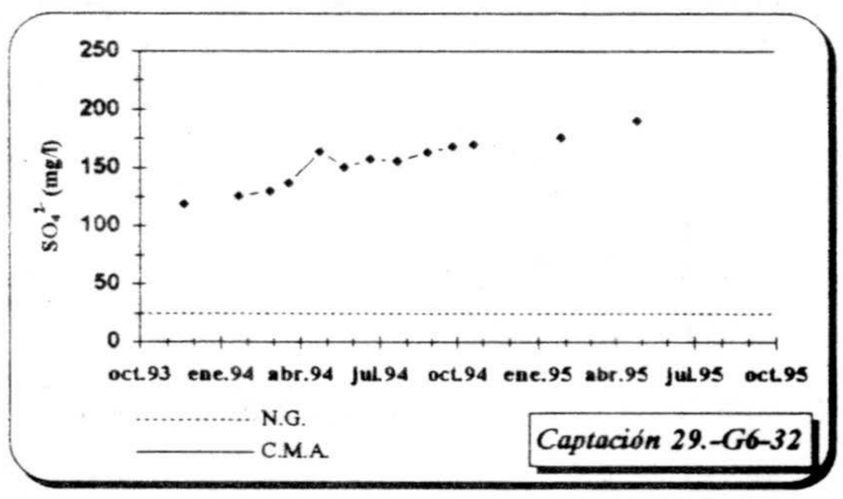


*Captación 29.-G6-32*

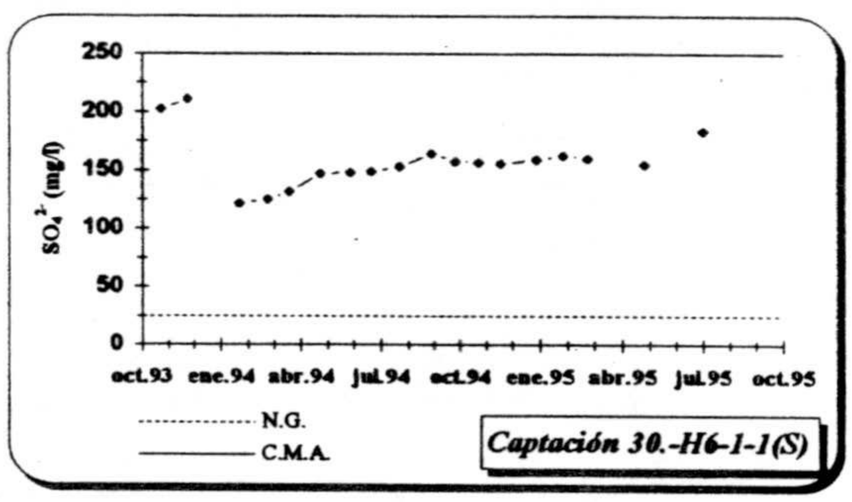


*Captación 30.-H6-1-1(S)*

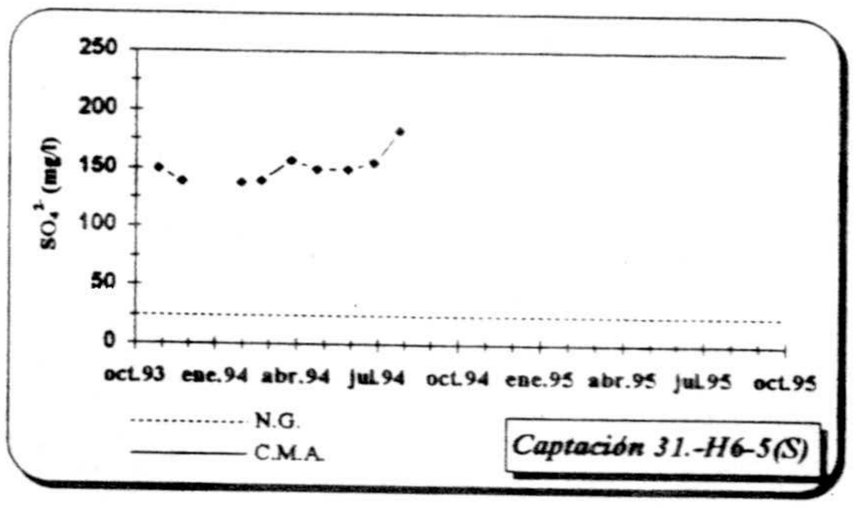


*Captación 31.-H6-5(S)*

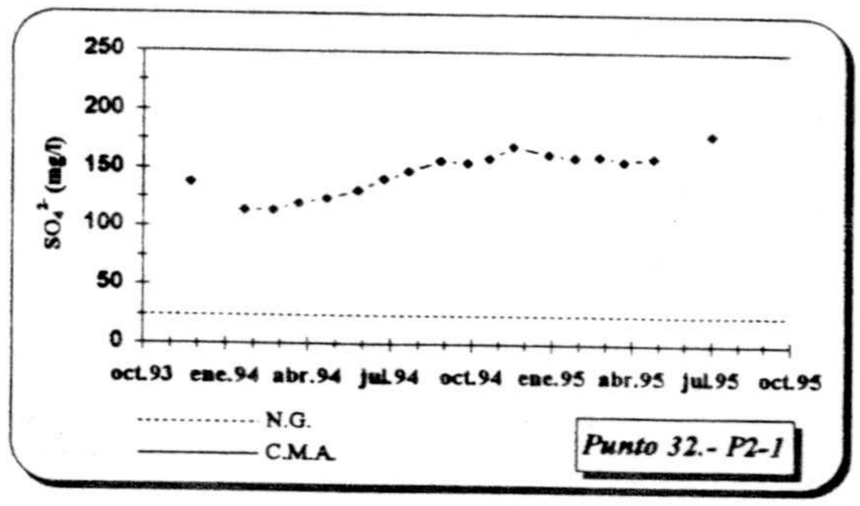


*Punto 32.- P2-1*

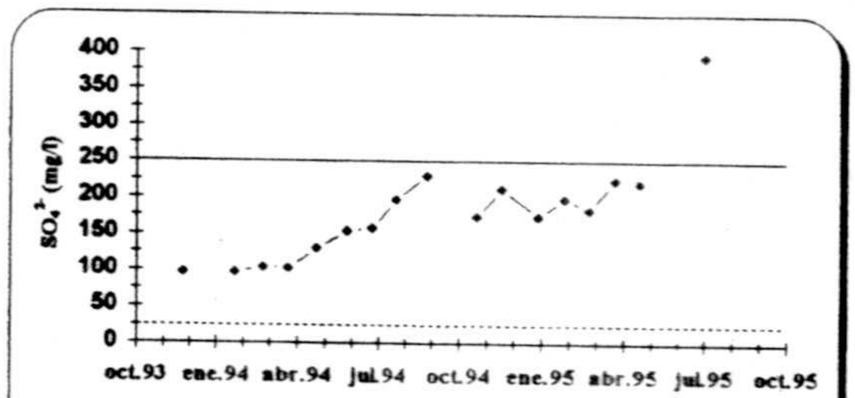


*Captación 33.-H6-12*

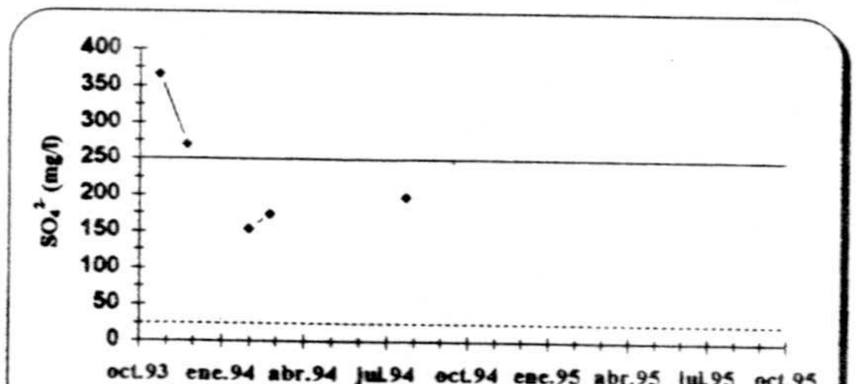


*Captación 34.-H6-14*




*Captación 35.-H6-16(P)*

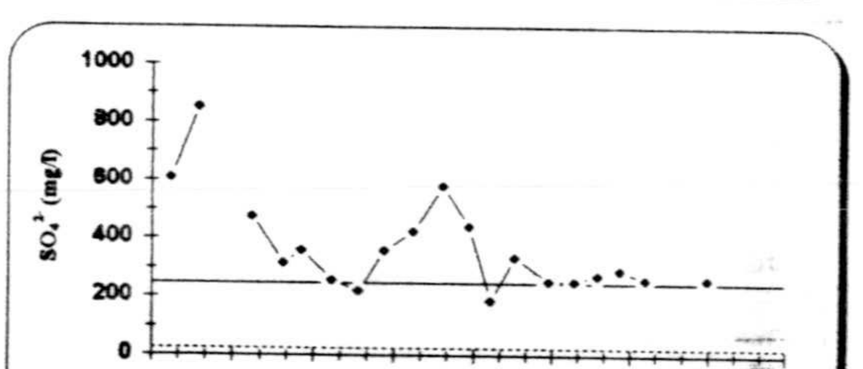


*Captación 36.-H6-17-1*

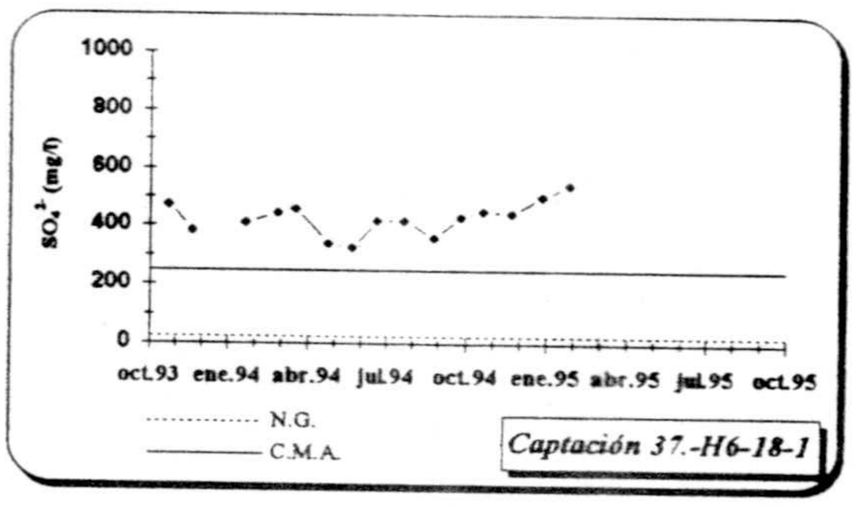


*Captación 37.-H6-18-1*

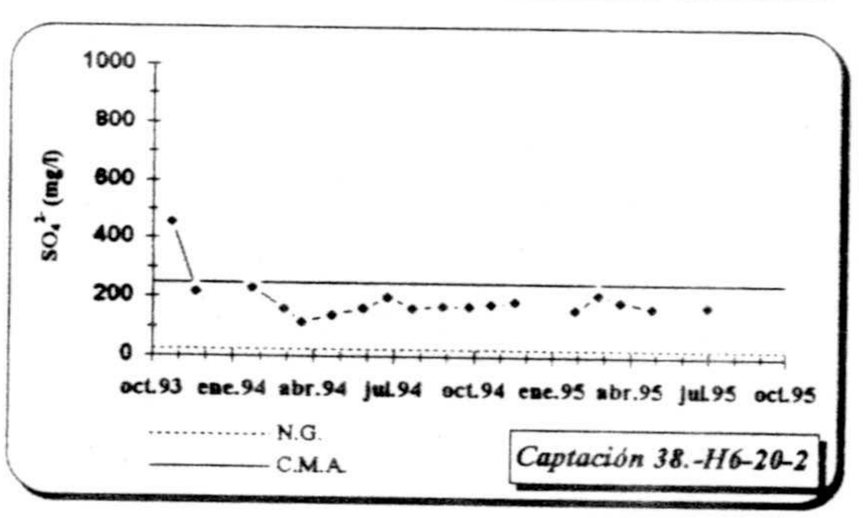


*Captación 38.-H6-20-2*

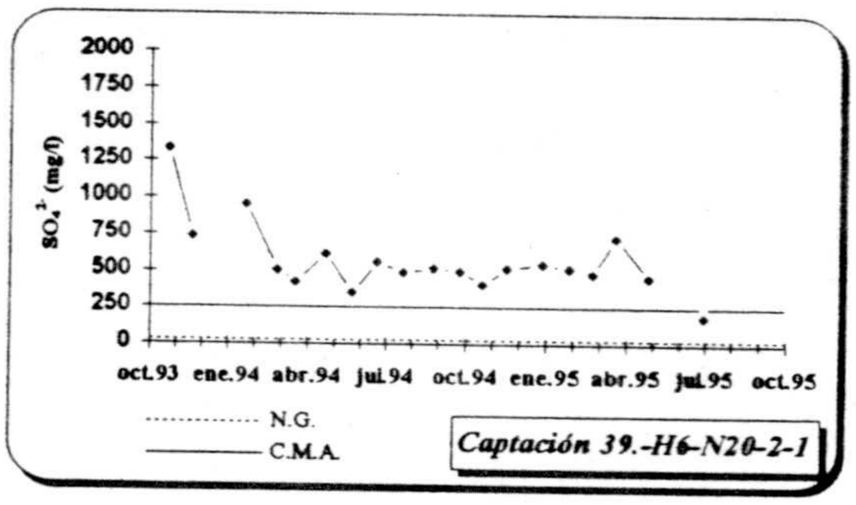


*Captación 39.-H6-N20-2-1*

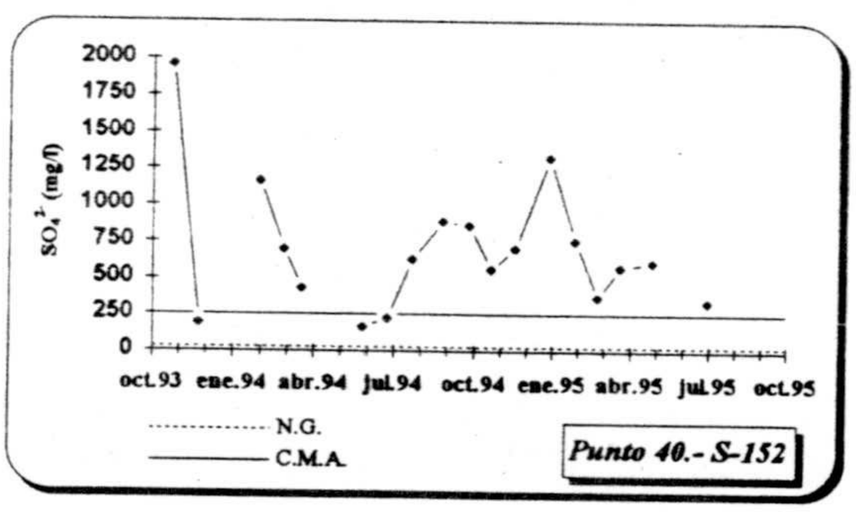


*Punto 40.- S-152*

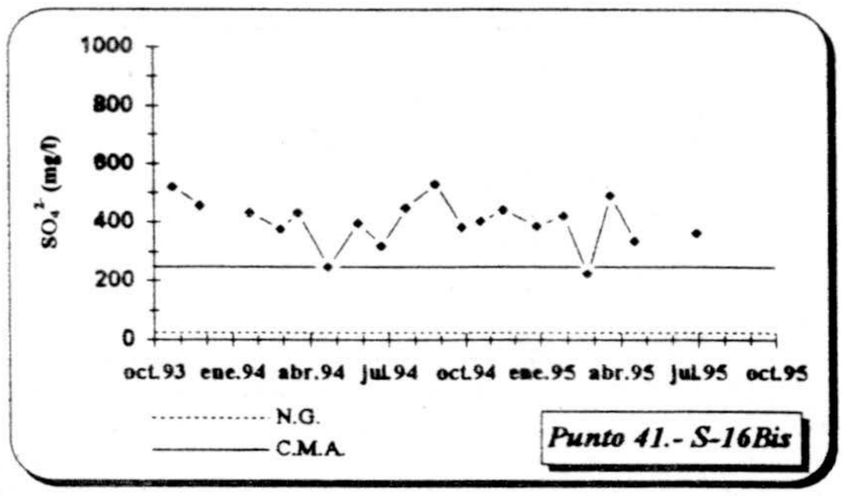


*Punto 41.- S-16Bis*




*Captación 42.-H6-N17-3*

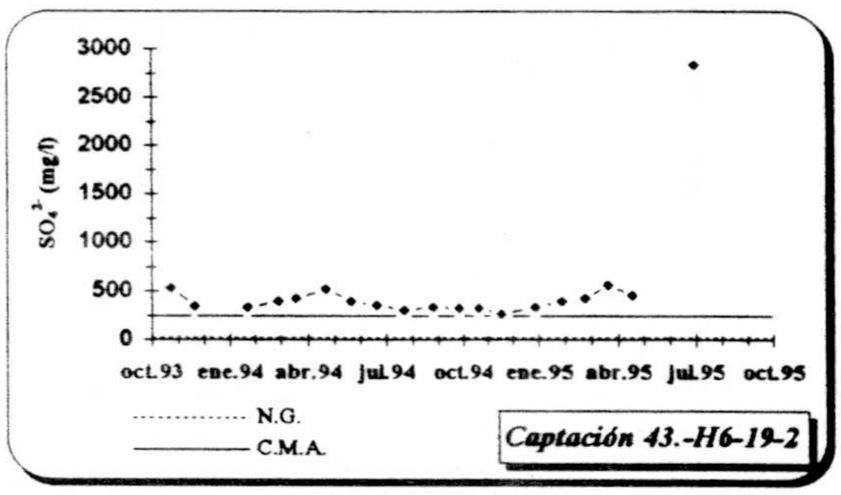


*Captación 43.-H6-19-2*

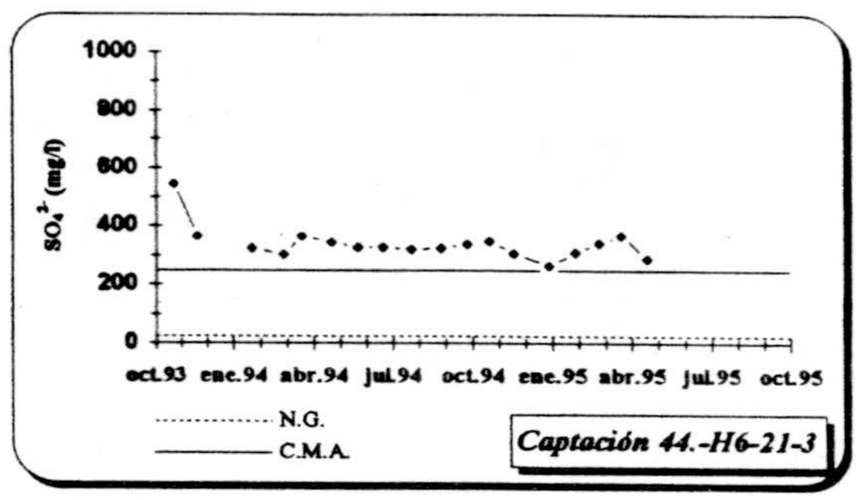


*Captación 44.-H6-21-3*

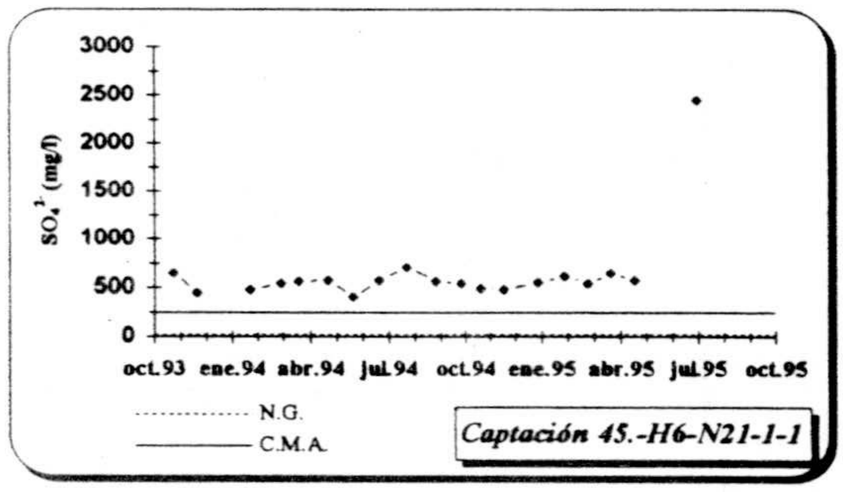


*Captación 45.-H6-N21-1-1*

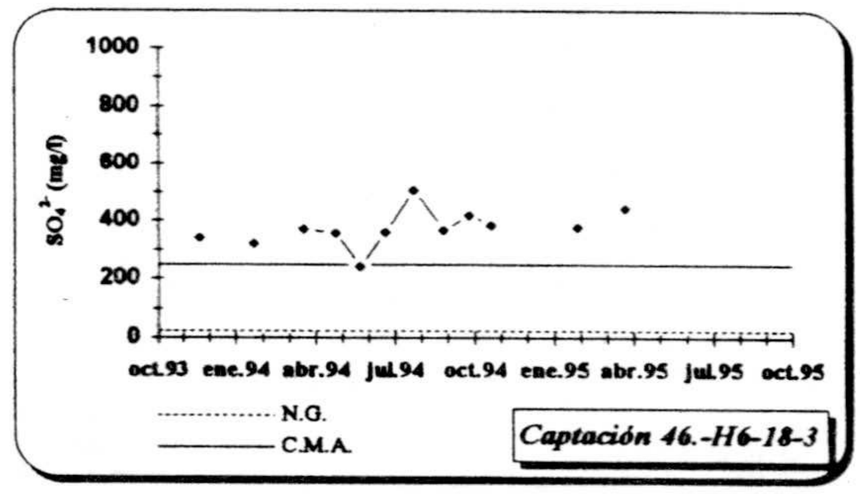


*Captación 46.-H6-18-3*

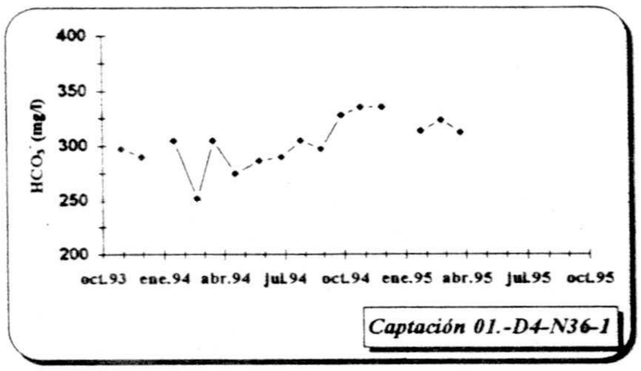


*Captación 01.-D4-N36-1*

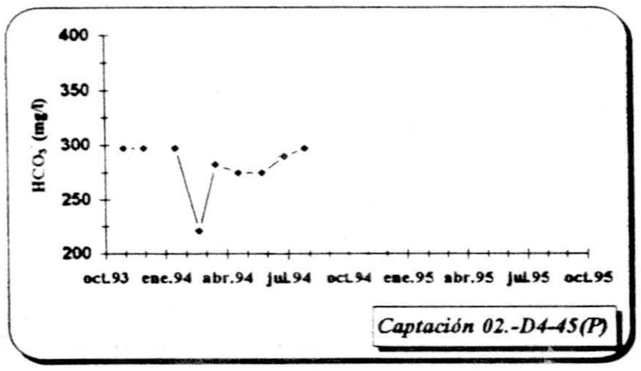


*Captación 02.-D4-45(P)*

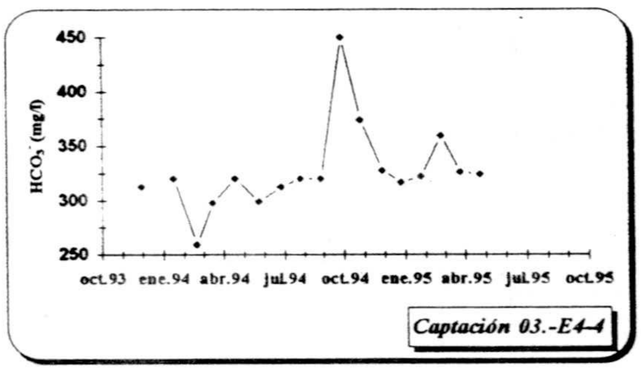


*Captación 03.-E4-4*

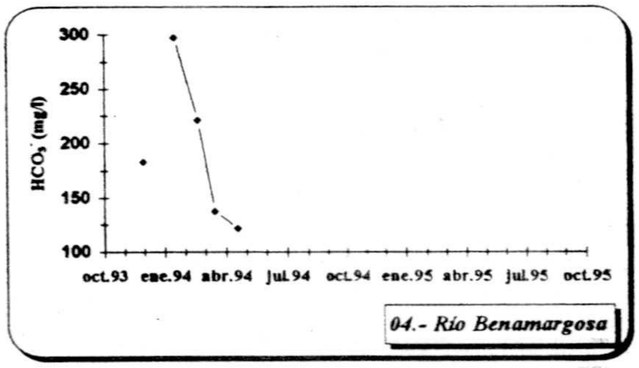


*04.- Río Benamargosa*

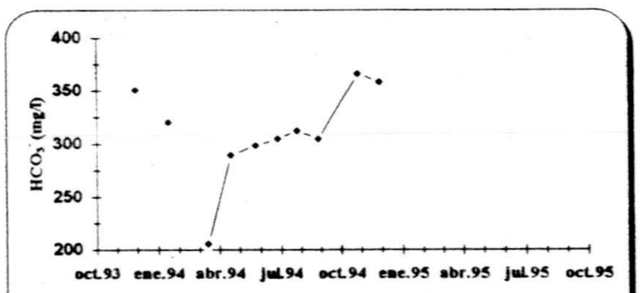


*Captación 05.-E5-8*

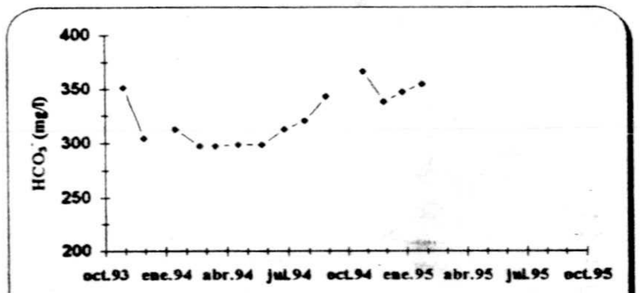


*Captación 06.-E5-19*

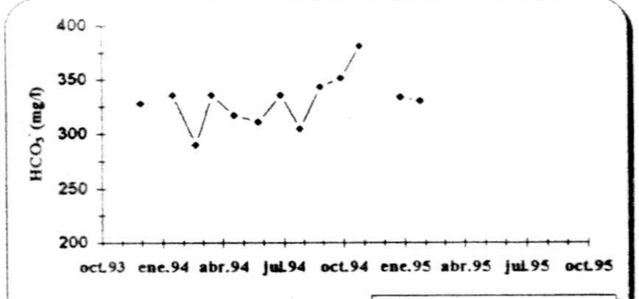


*Captación 07.-E5-24(S)*

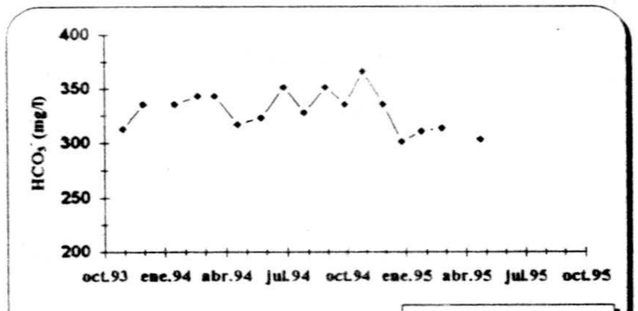


*Captación 08.-F5-16*

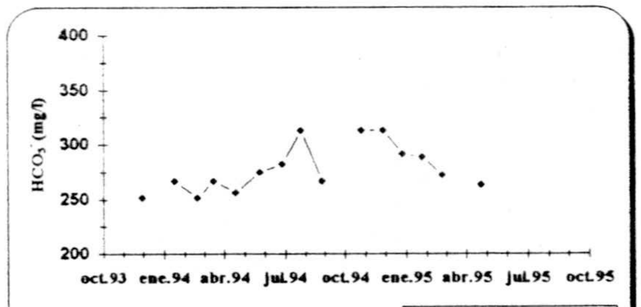


*Captación 09.-E6-11*

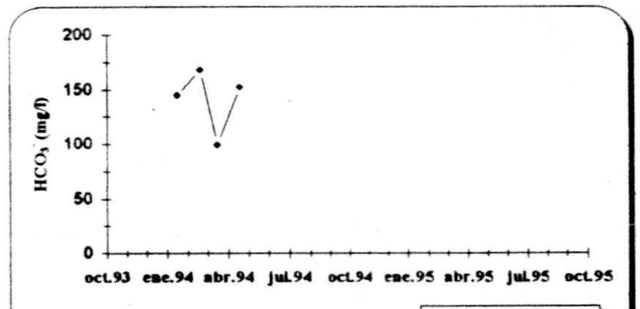


*10.- Río Vélez (1)*

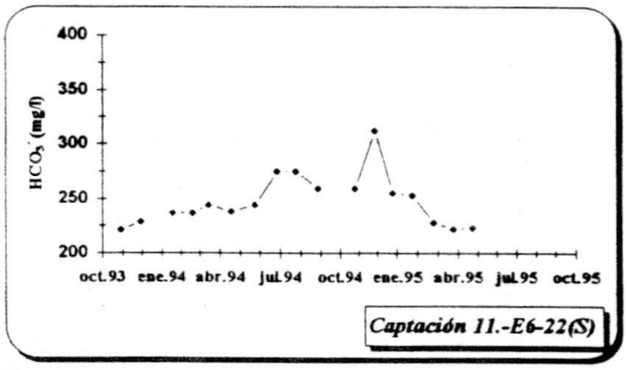

*Captación 11.-E6-22(S)*

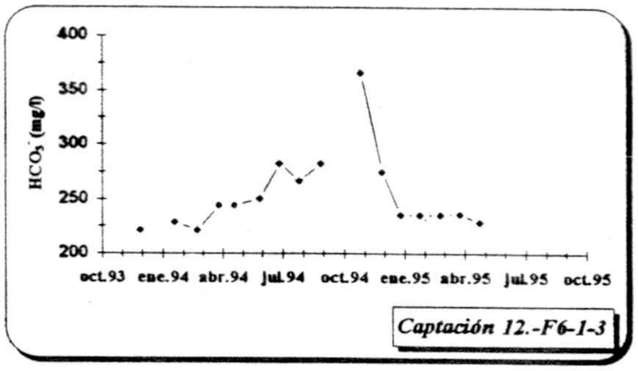

*Captación 12.-F6-1-3*

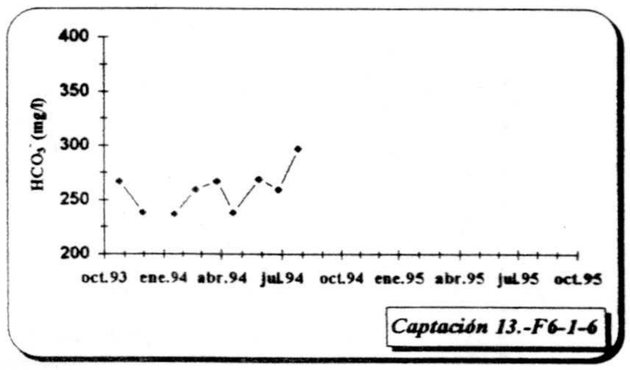

*Captación 13.-F6-1-6*

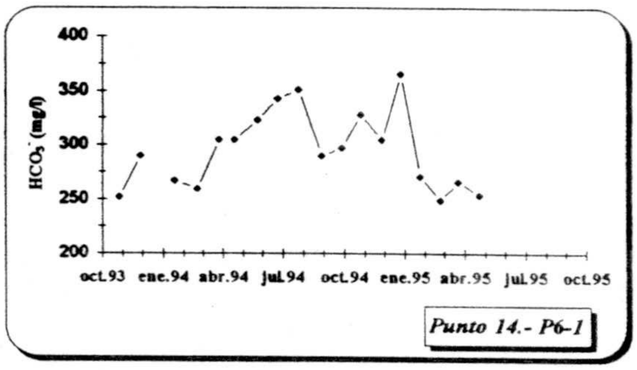

*Punto 14.- P6-1*

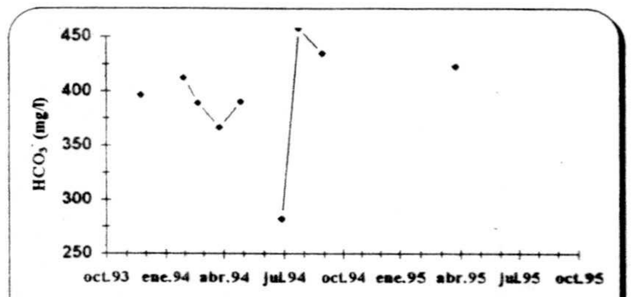

*Captación 15.-F6-20-2*

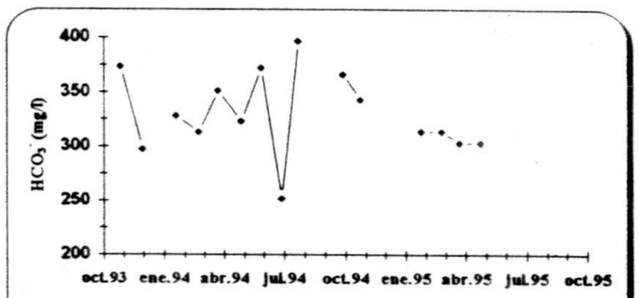

*Captación 16.-F6-24-1*

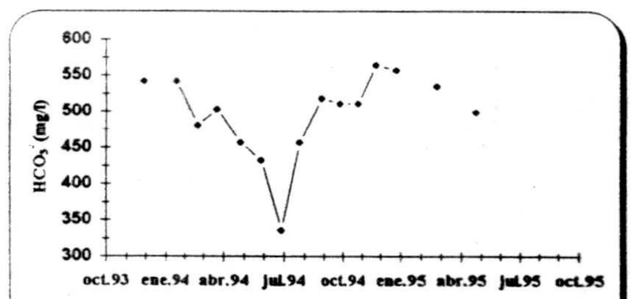

*Captación 17.-F6-13-1*

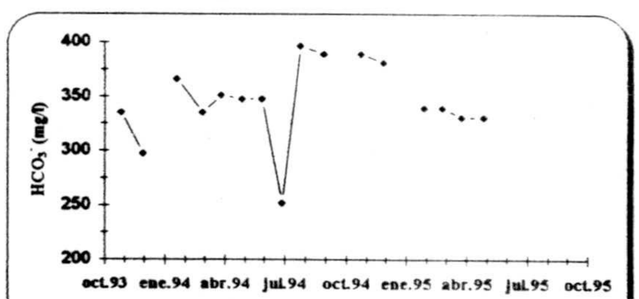

*Captación 18.-G6-2-3*

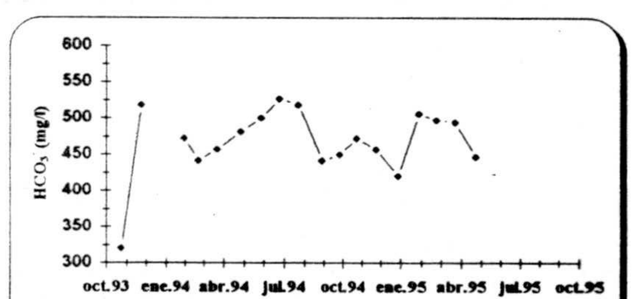

*Captación 19.-G6-S-2*

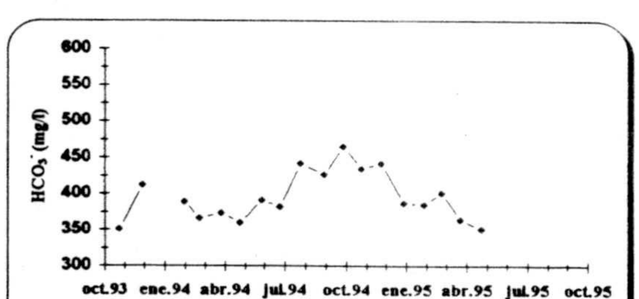

*Captación 20.-G6-N6-2-1*

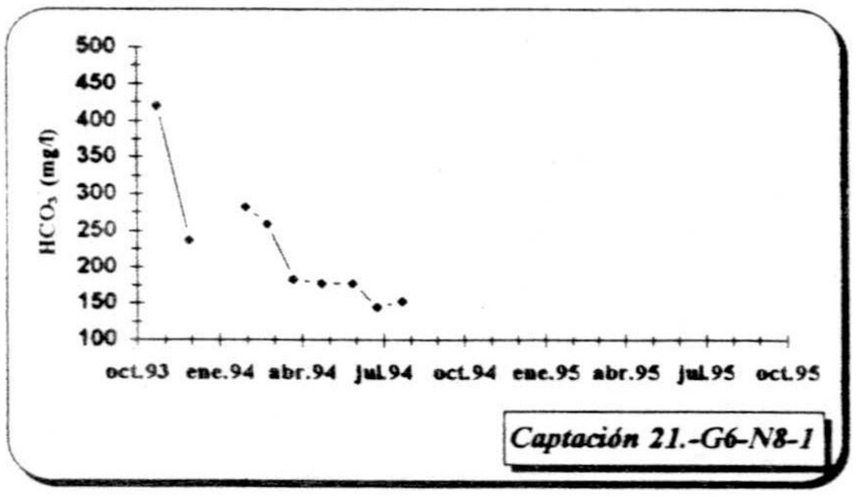


*Captación 21.-G6-N8-1*

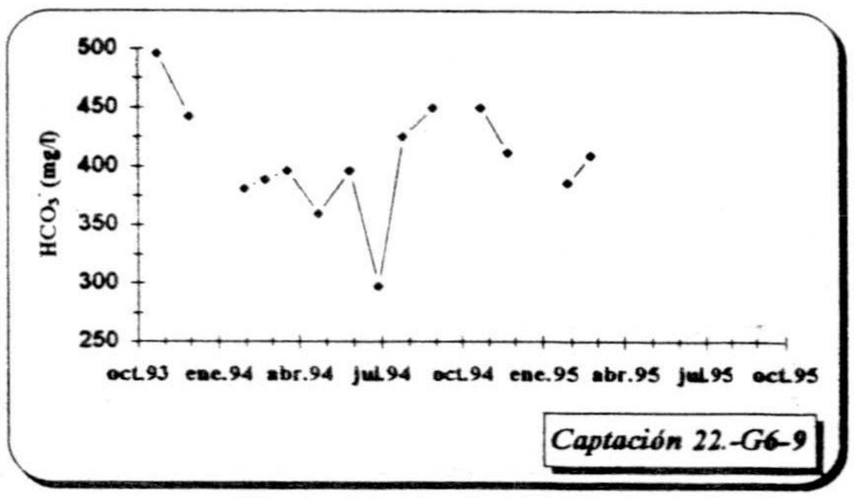


*Captación 22.-G6-9*

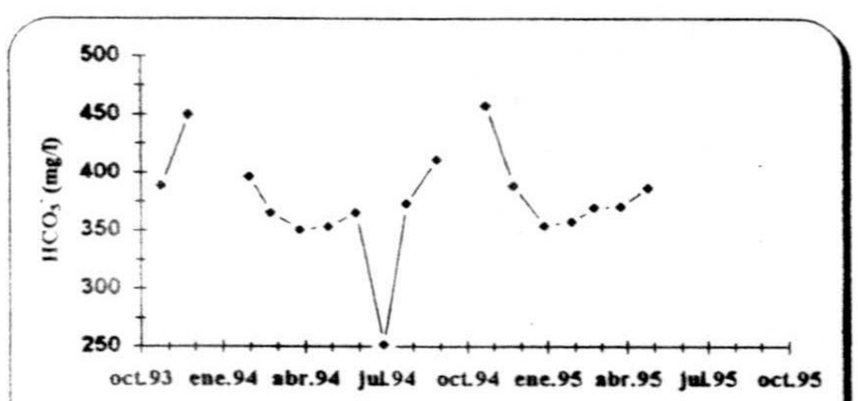


*Captación 23.-G6-N11-1*

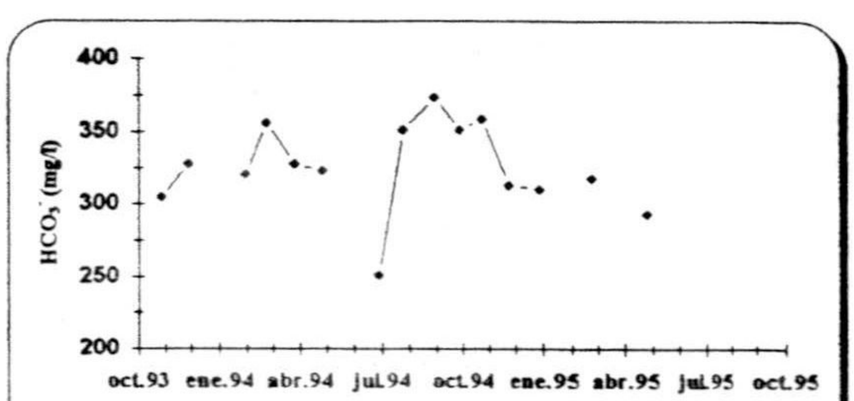


*Captación 24.-G6-N24-1*

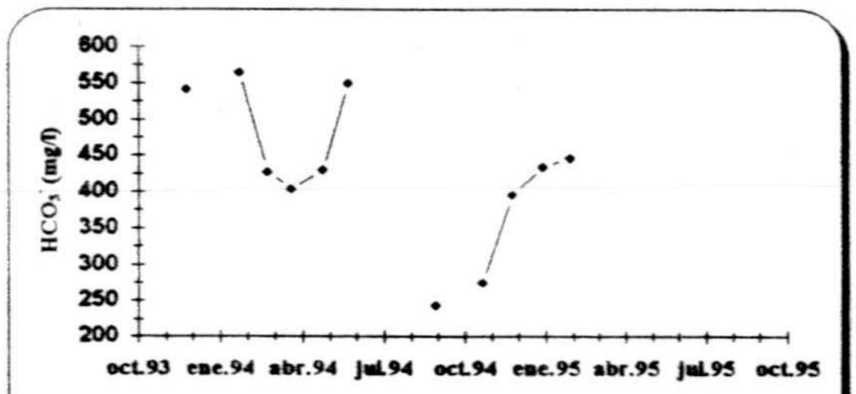


*25.- Río Vélez (2)*

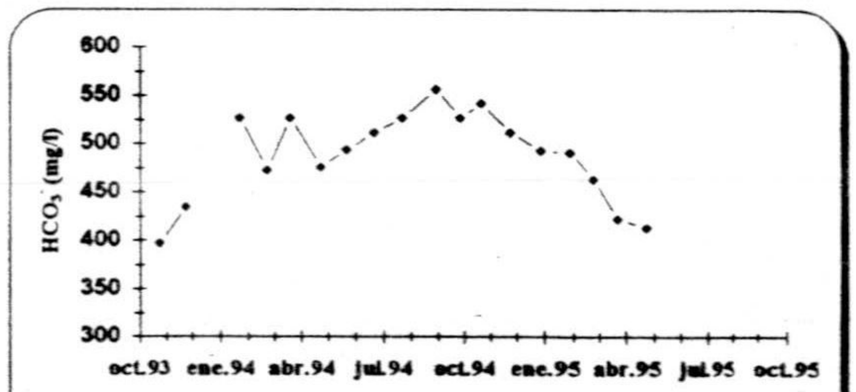


*Captación 26.-G6-19*

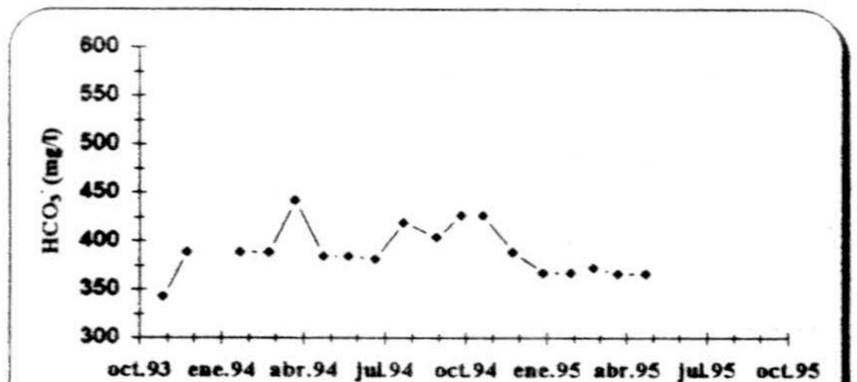


*Captación 27.-G6-28*

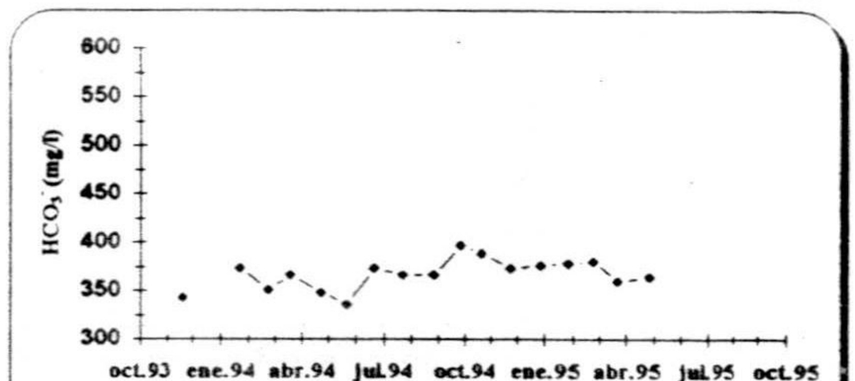


*Captación 28.-G6-30*

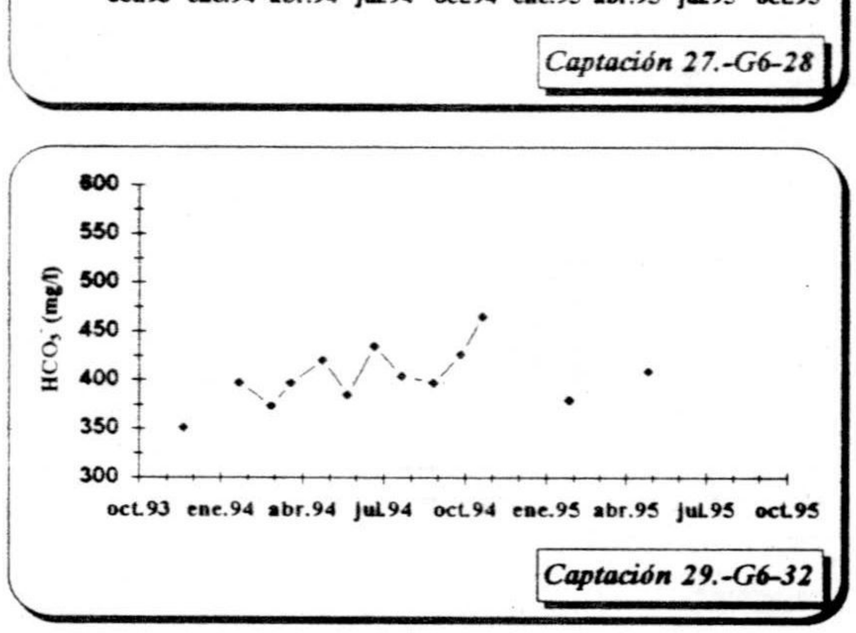


*Captación 29.-G6-32*

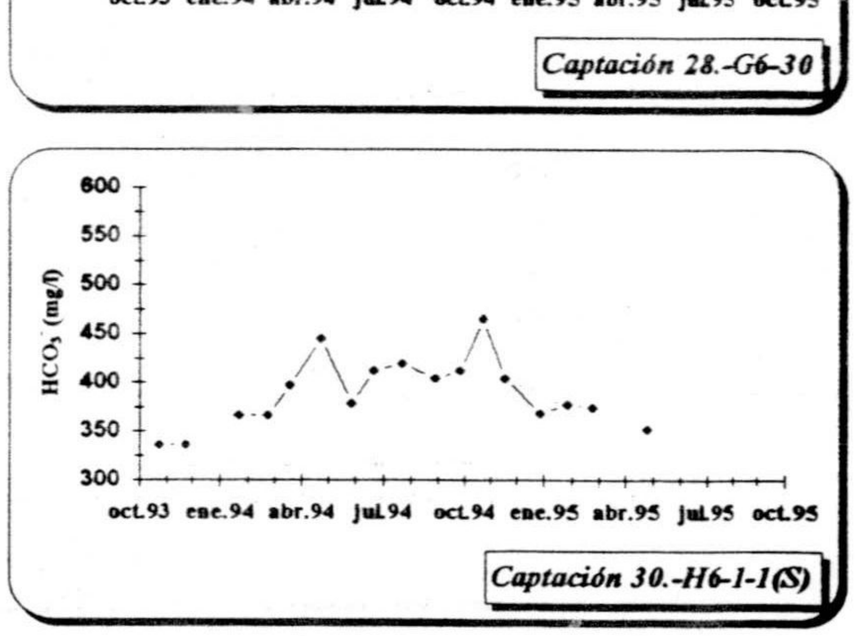


*Captación 30.-H6-1-1(S)*

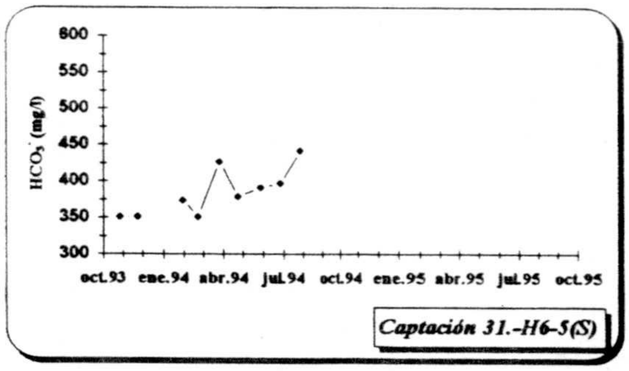


*Captación 31.-H6-5(S)*

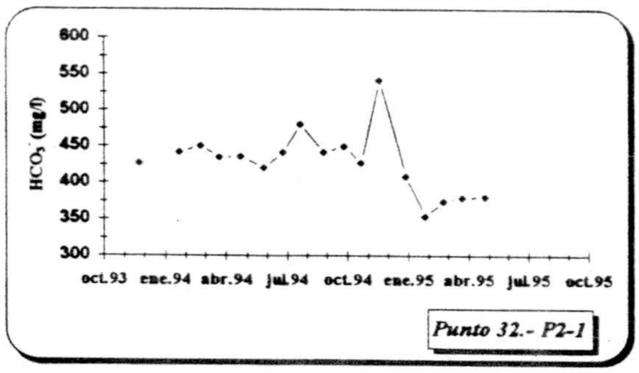


*Punto 32.- P2-1*

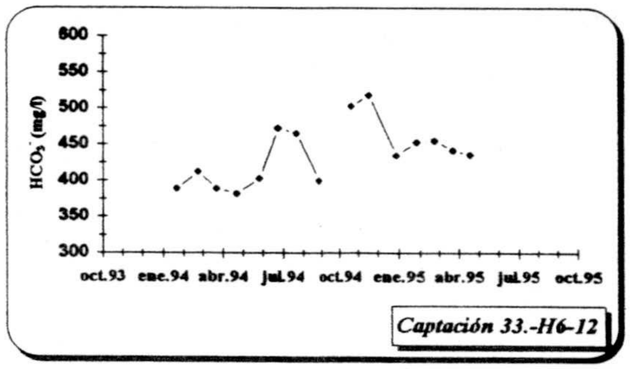


*Captación 33.-H6-12*

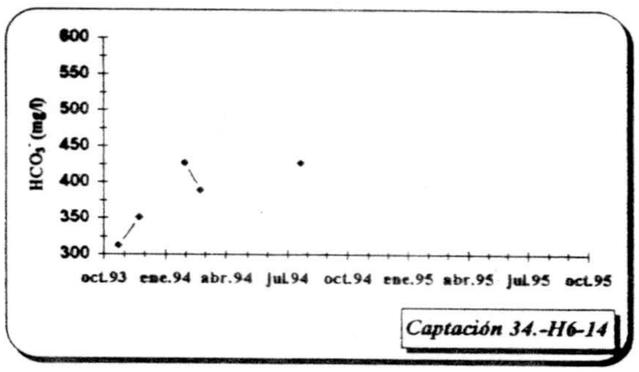


*Captación 34.-H6-14*

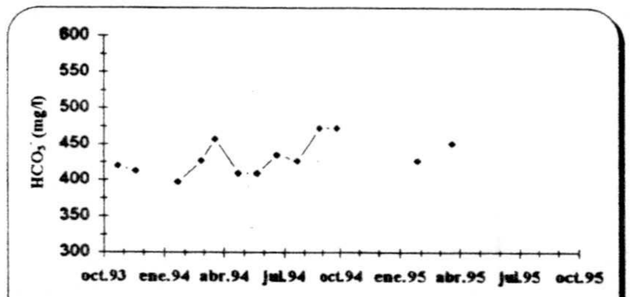


*Captación 35.-H6-16(P)*

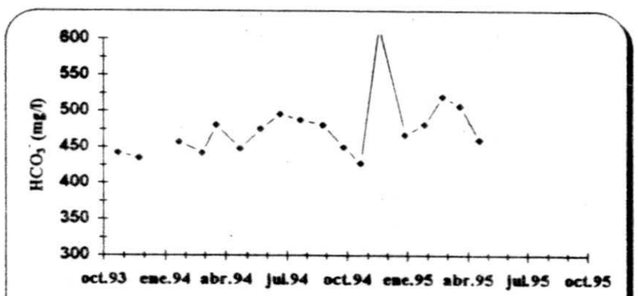


*Captación 36.-H6-17-1*

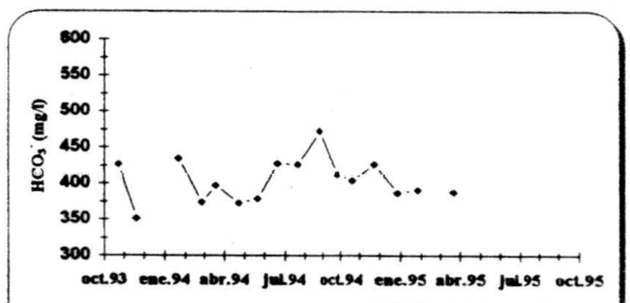


*Captación 37.-H6-18-1*

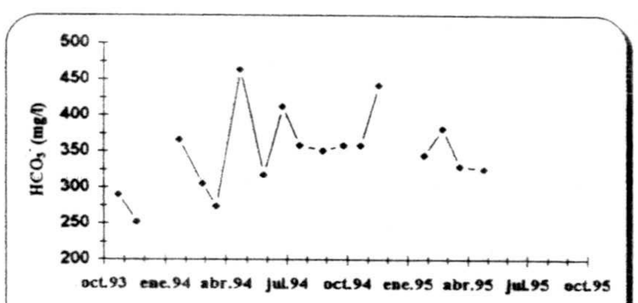


*Captación 38.-H6-20-1*

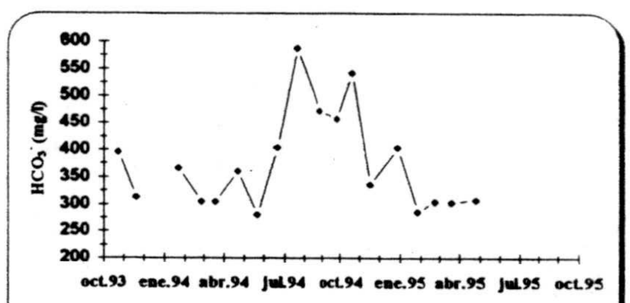


*Captación 39.-H6-N20-1-1*

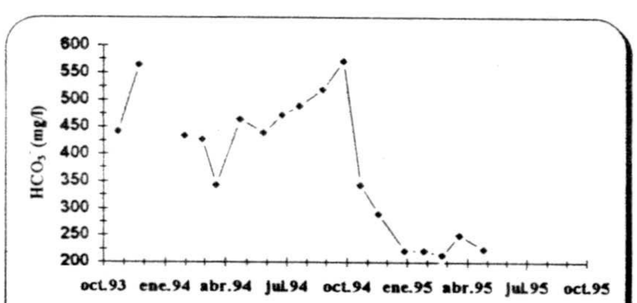


*Punto 40.- S-152*

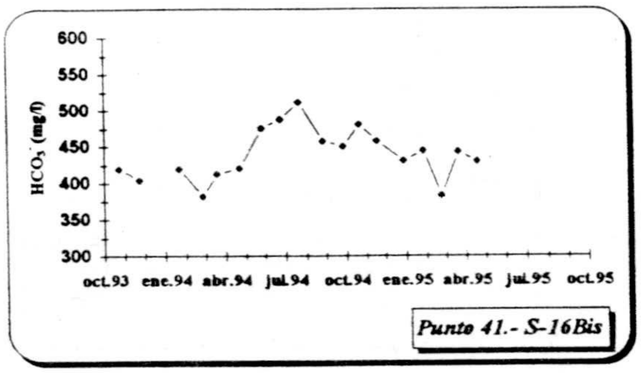


*Punto 41.- S-16Bis*

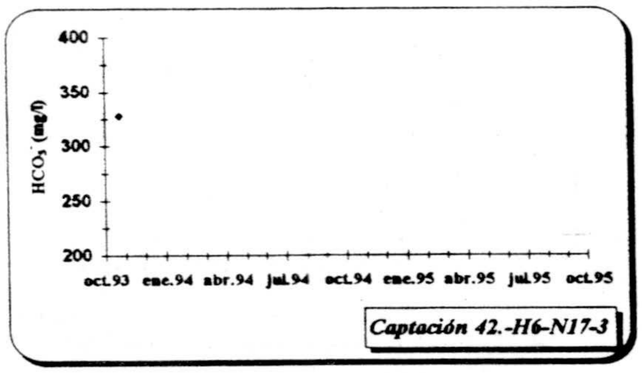


*Captación 42.-H6-N17-3*

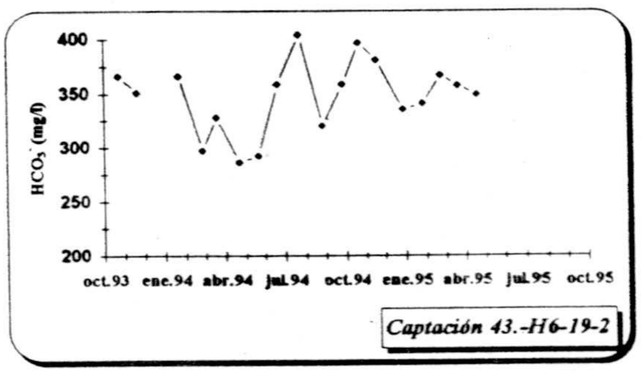


*Captación 43.-H6-19-2*

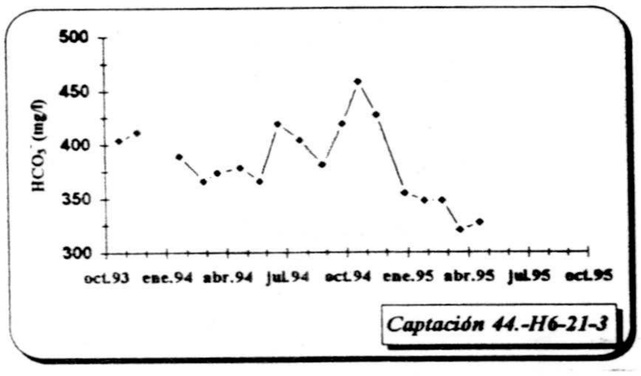


*Captación 44.-H6-21-3*

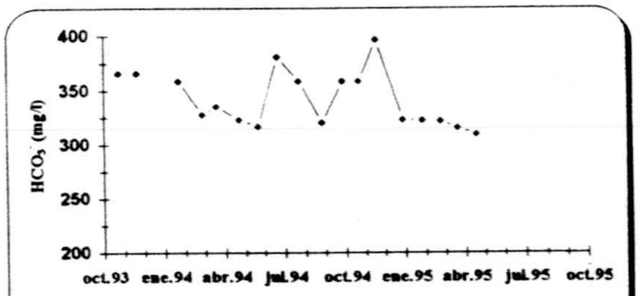


*Captación 45.-H6-N21-1-1*

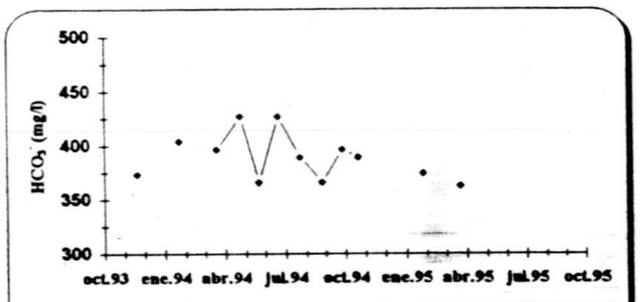


*Captación 46.-H6-18-3*

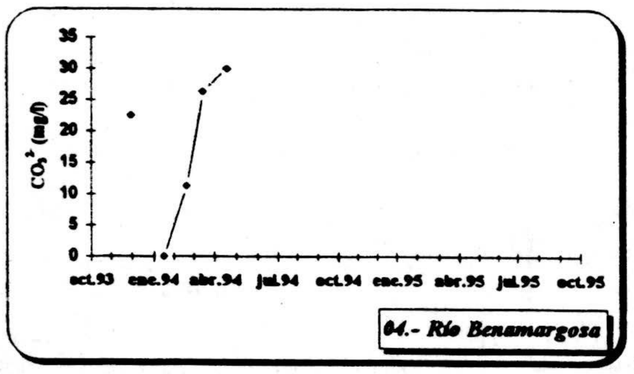


*04.- Río Benamargosa*

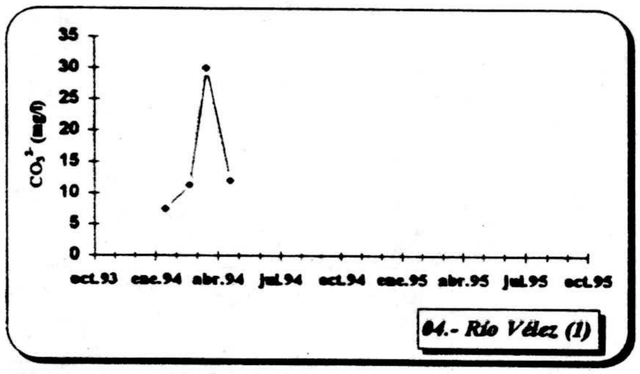


*04.- Río Vélez (1)*

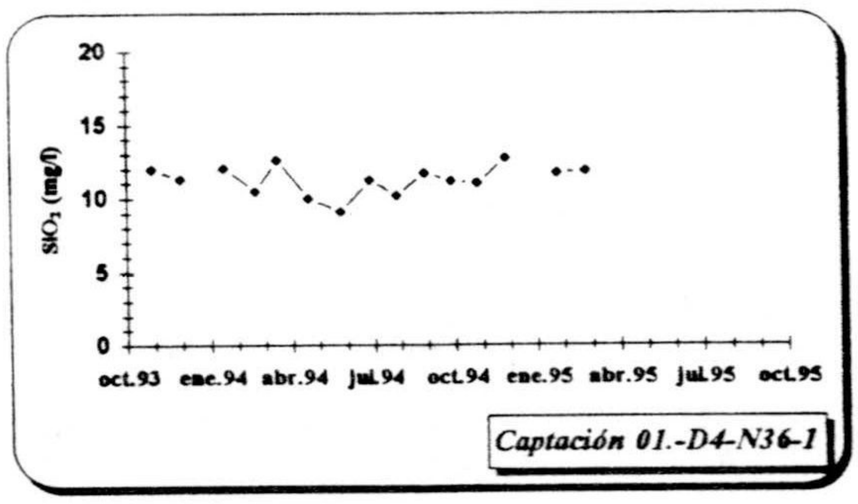


*Captación 01.-D4-N36-1*

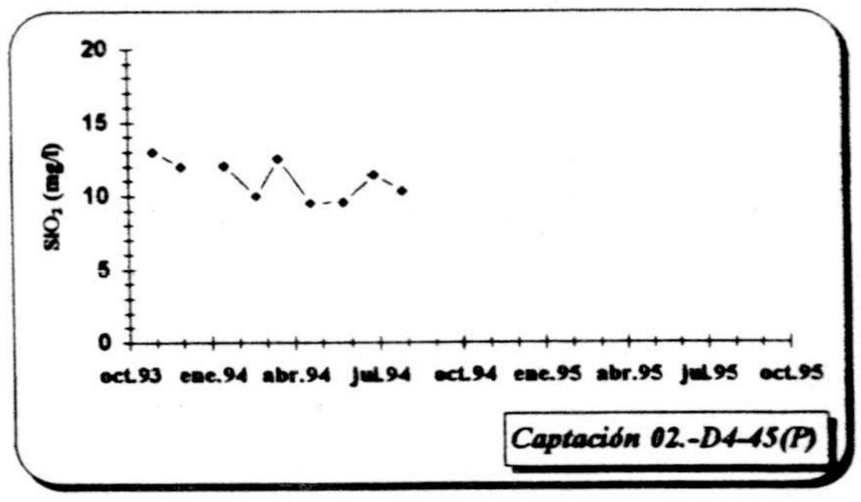


*Captación 02.-D4-45(P)*

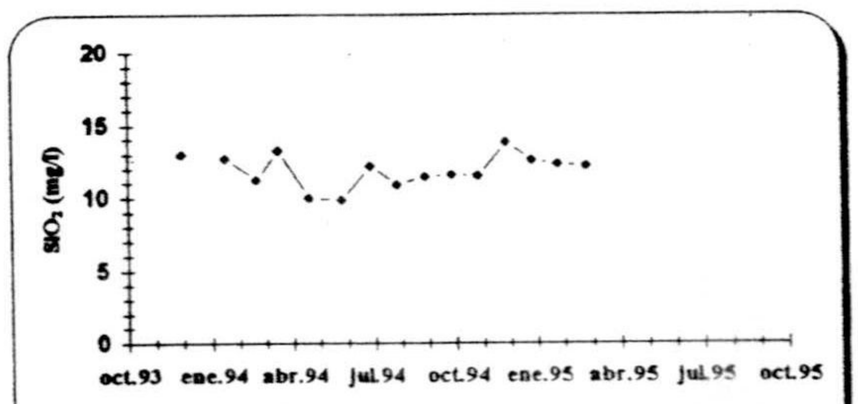


*Captación 03.-E4-4*

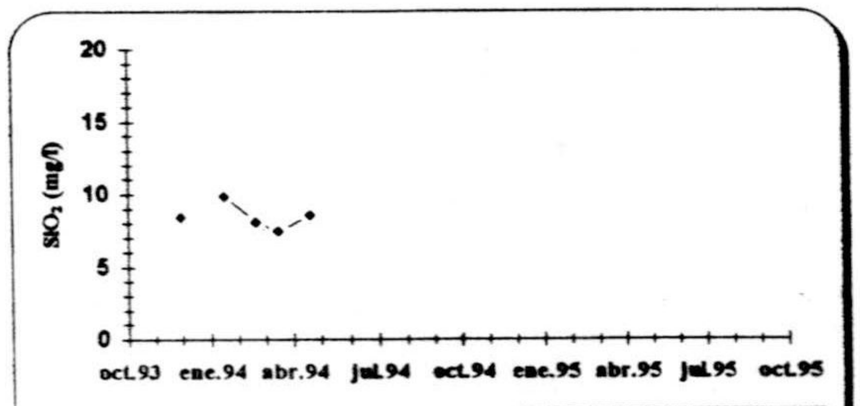


*04.- Río Benamargosa*

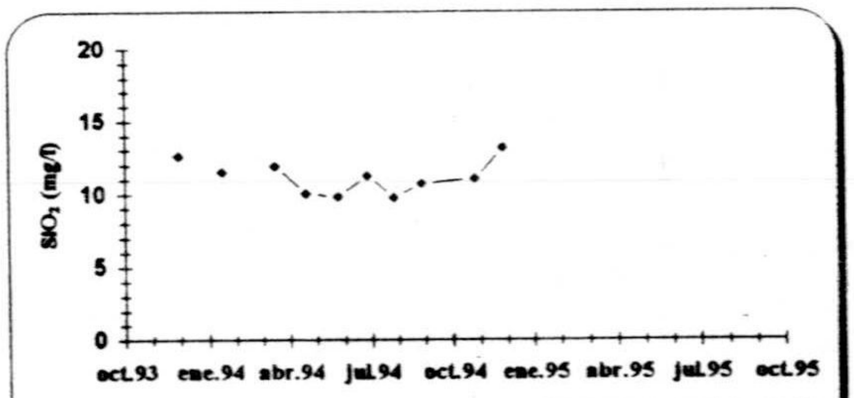


*Captación 05.-E5-8*

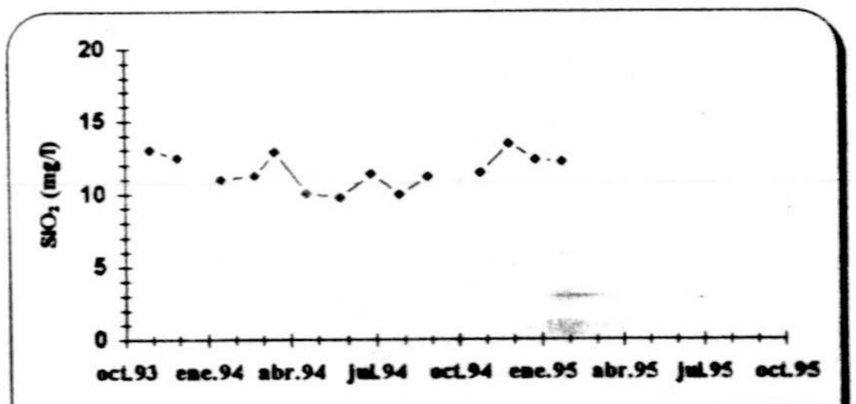


*Captación 06.-E5-19*

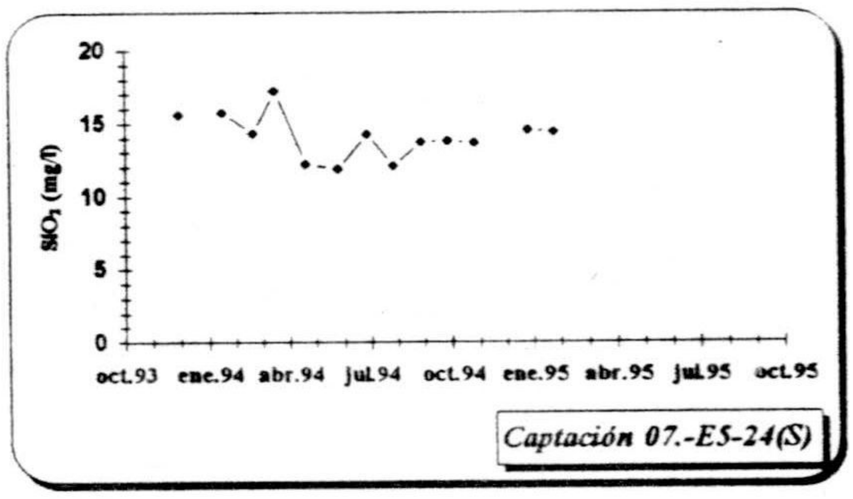


*Captación 07.-E5-24(S)*

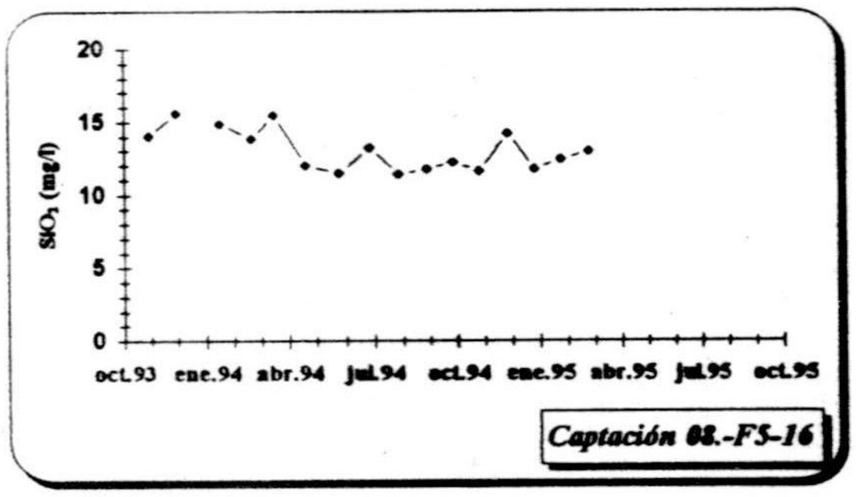


*Captación 08.-F5-16*

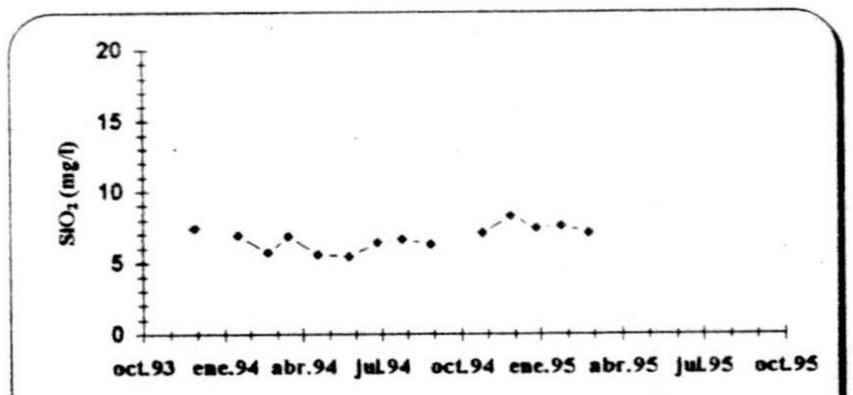


*Captación 09.-E6-11*

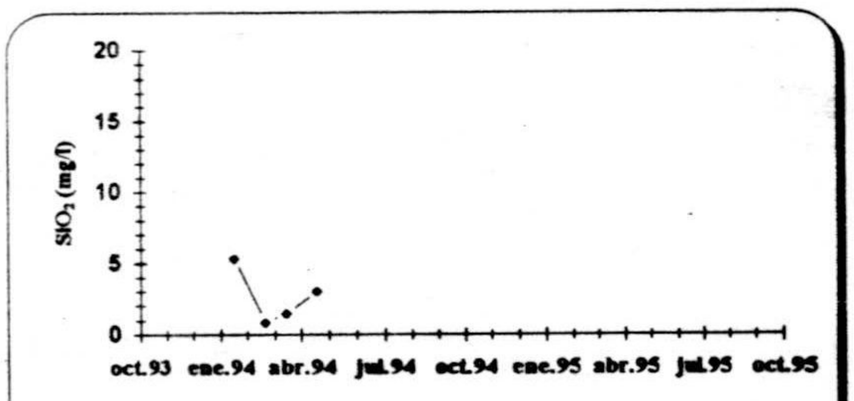


*10.- Río Vélez (I)*

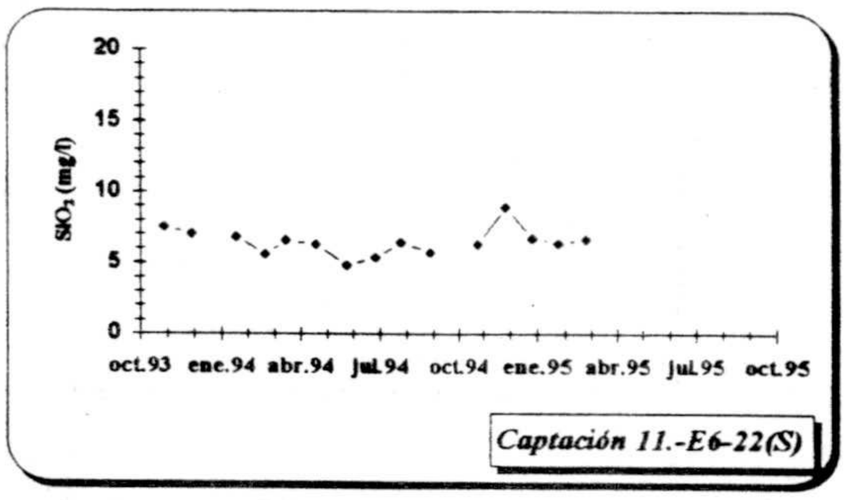


*Captación 11.-E6-22(S)*

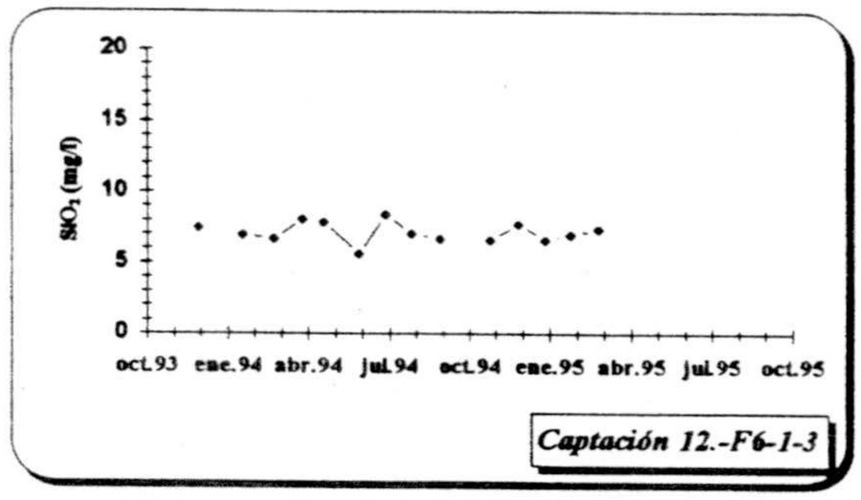


*Captación 12.-F6-1-3*

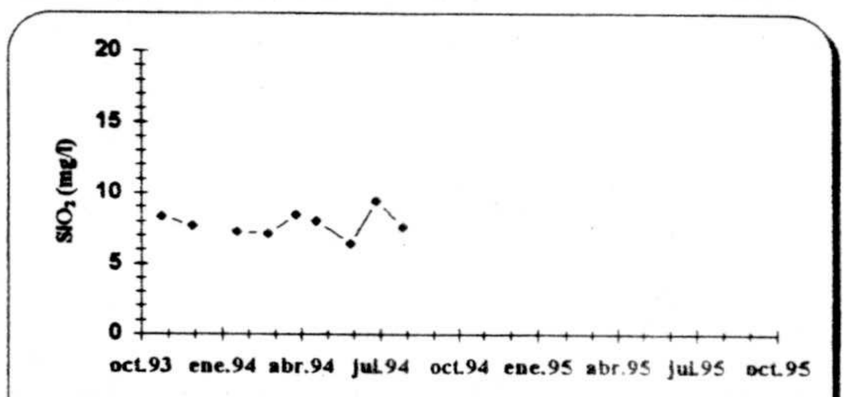


*Captación 13.-F6-1-6*

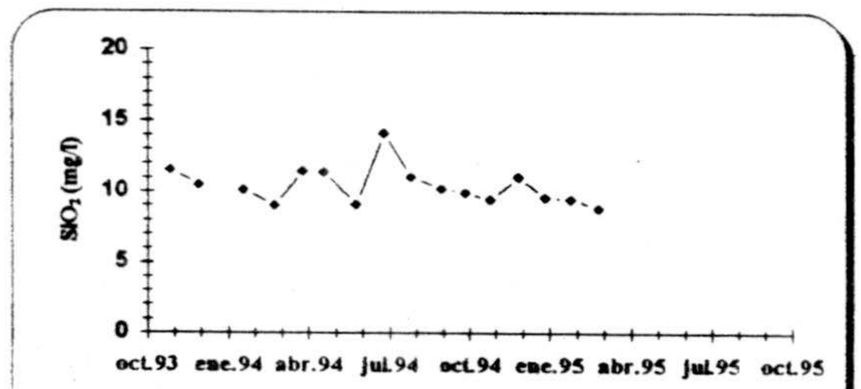


*Punto 14.-P6-1*

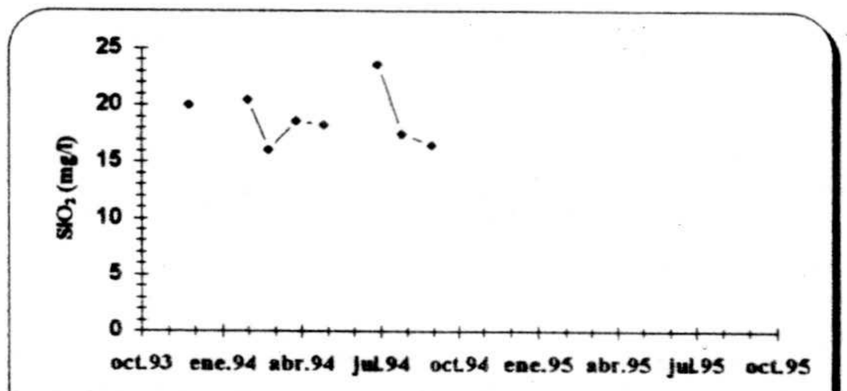


*Captación 15.-F6-20-2*

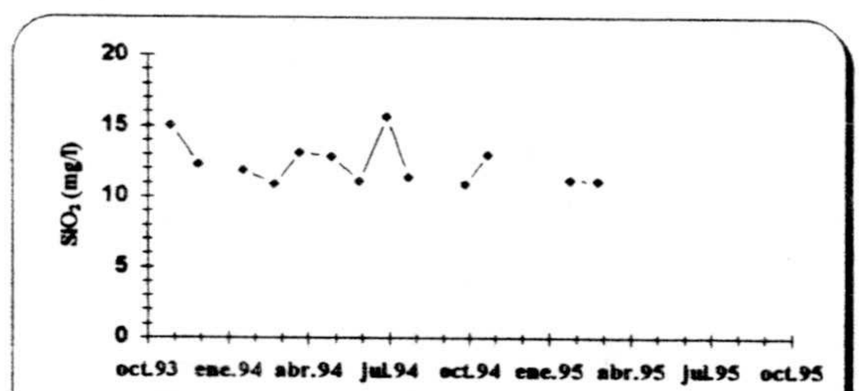


*Captación 16.-F6-24-1*

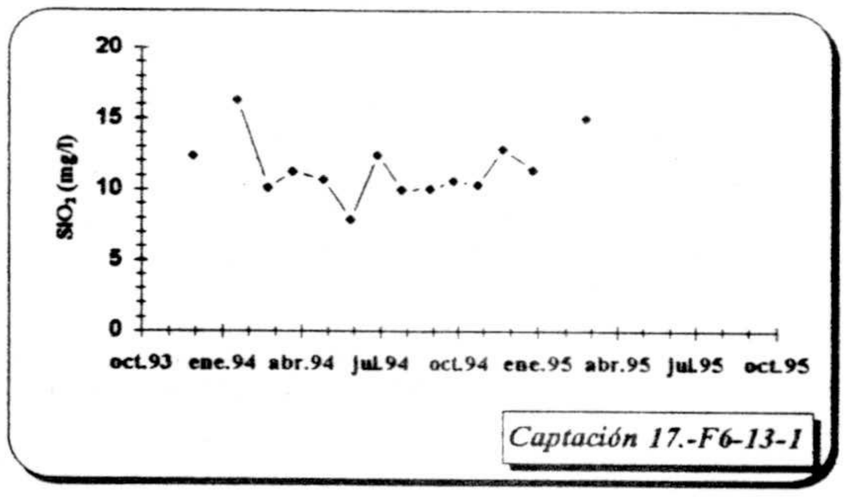


*Captación 17.-F6-13-1*

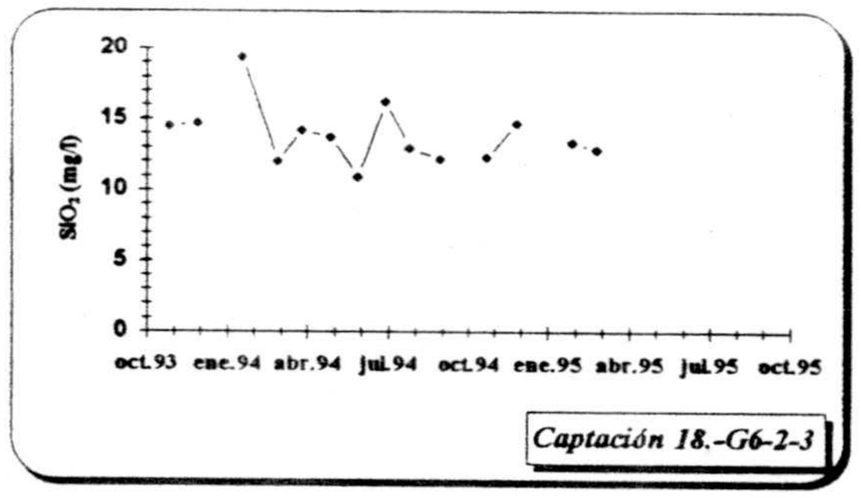


*Captación 18.-G6-2-3*

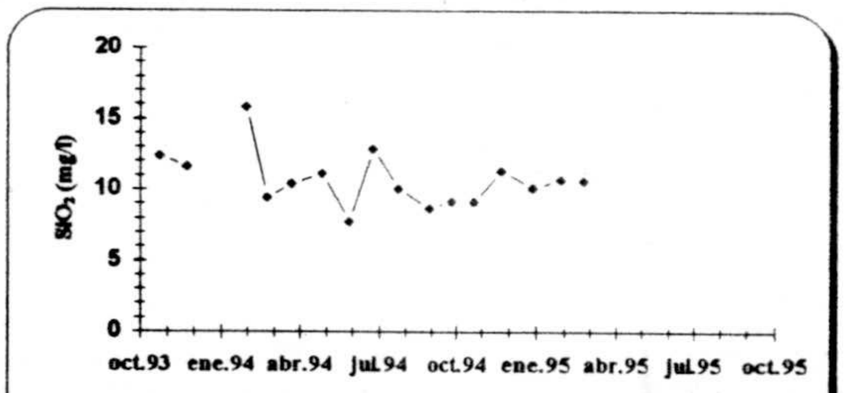


*Captación 19.-G6-5-2*

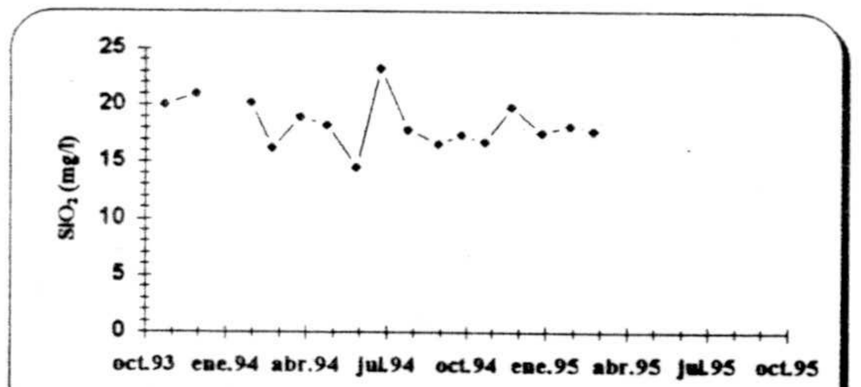


*Captación 20.-G6-N6-2-1*

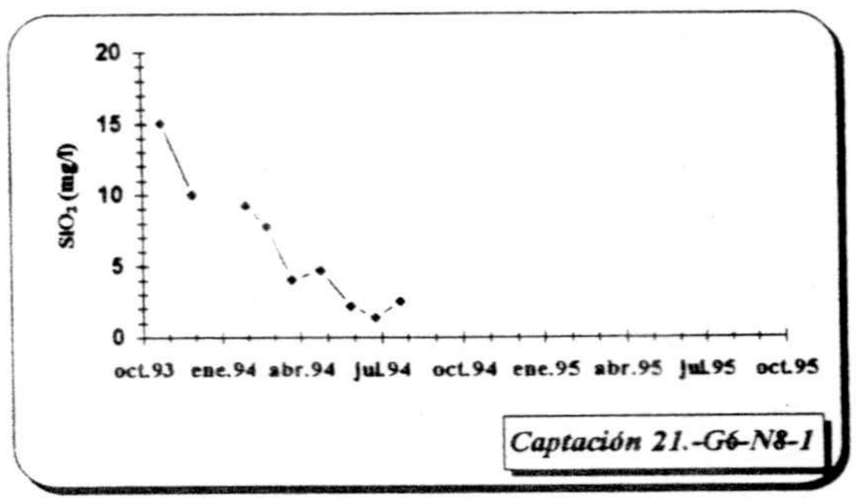


*Captación 21.-G6-N8-1*

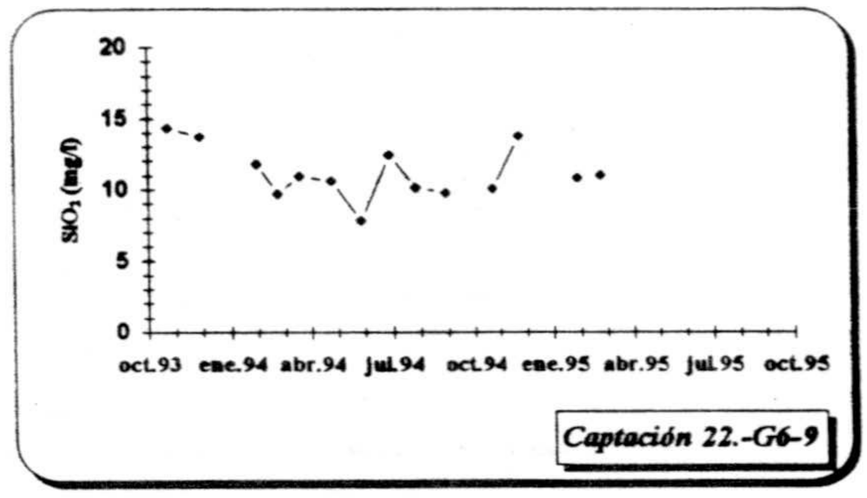


*Captación 22.-G6-9*

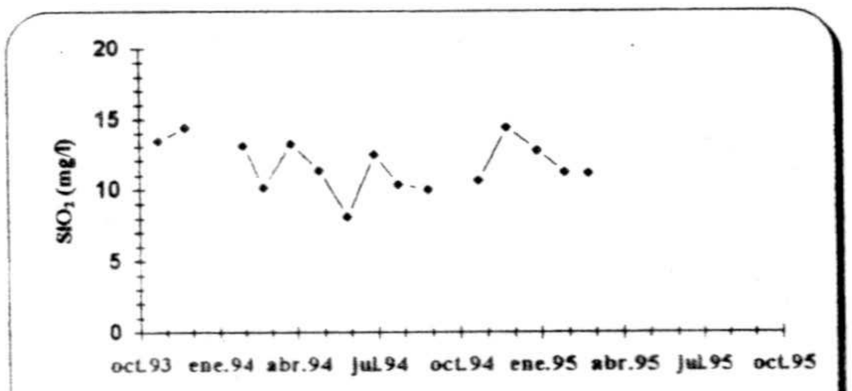


*Captación 23.-G6-N11-1*

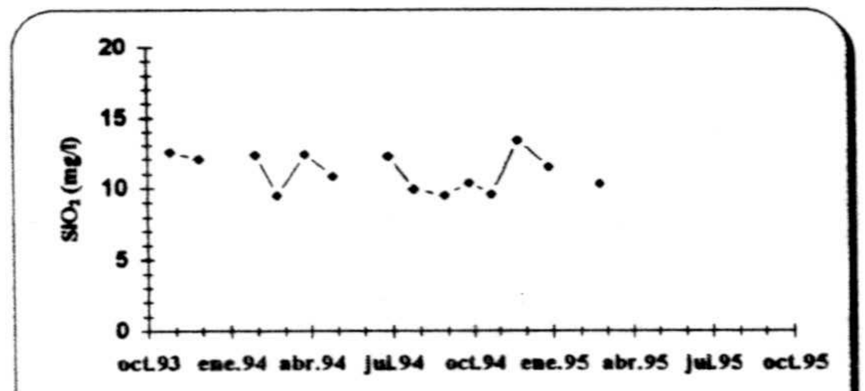


*Captación 24.-G6-N24-1*

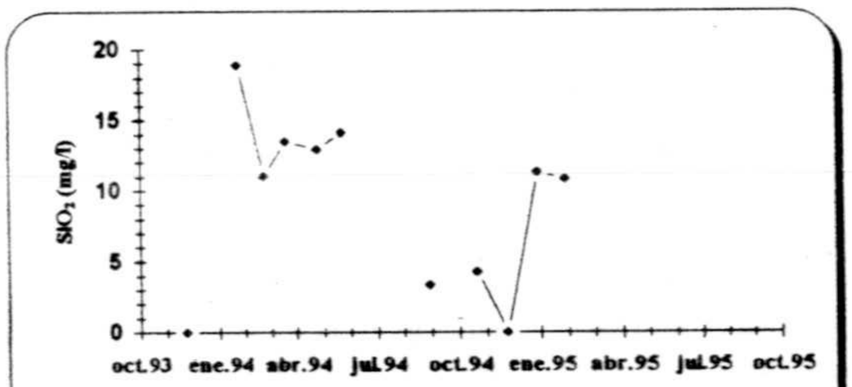


*25.- Río Vélez (2)*

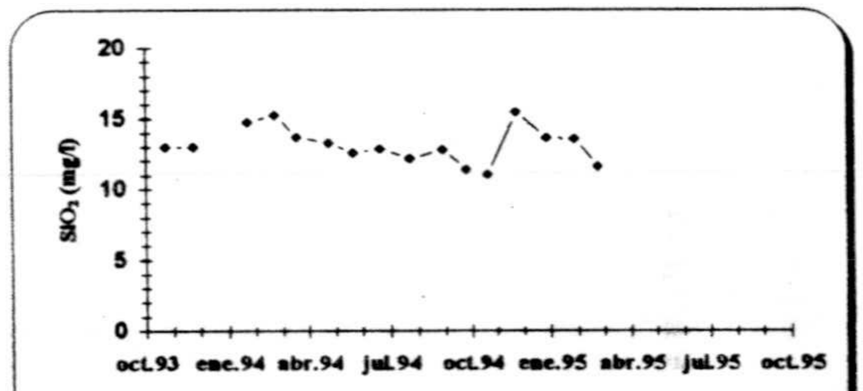


*Captación 26.-G6-19*

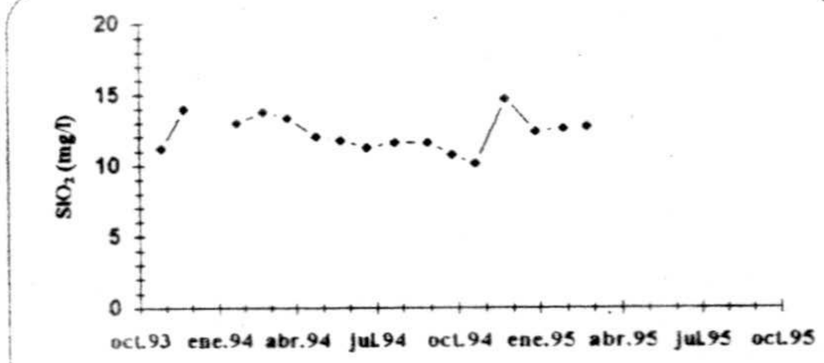


*Captación 27.-G6-28*

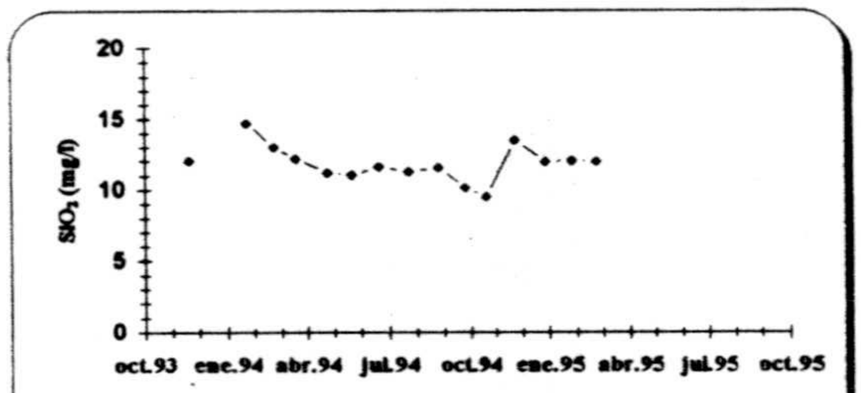


*Captación 28.-G6-30*

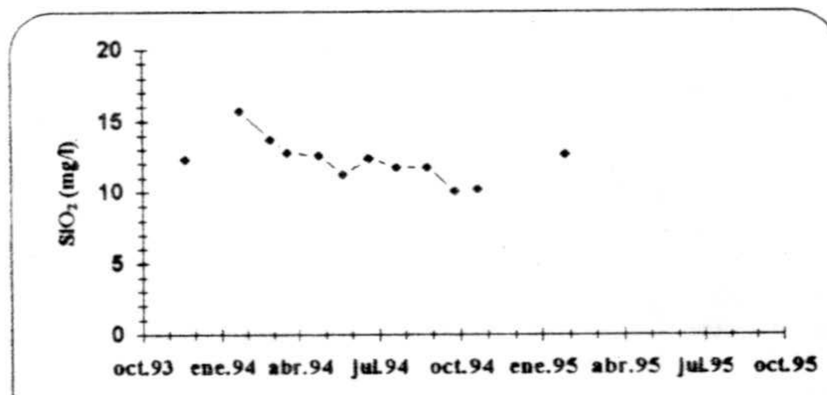


*Captación 29.-G6-32*

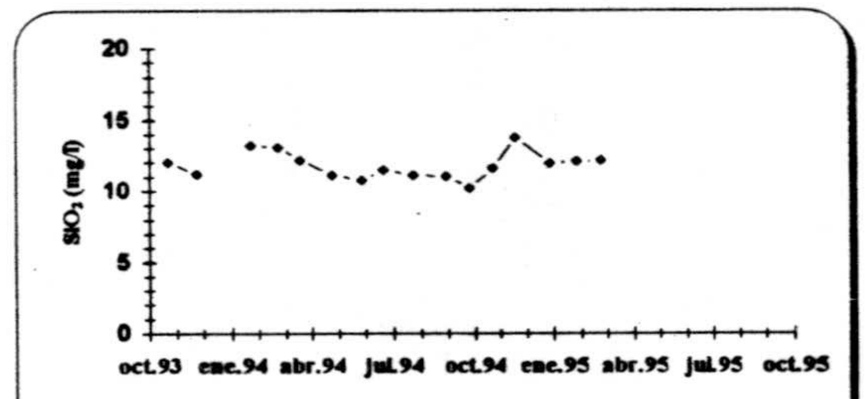


*Captación 30.-H6-1-1(S)*

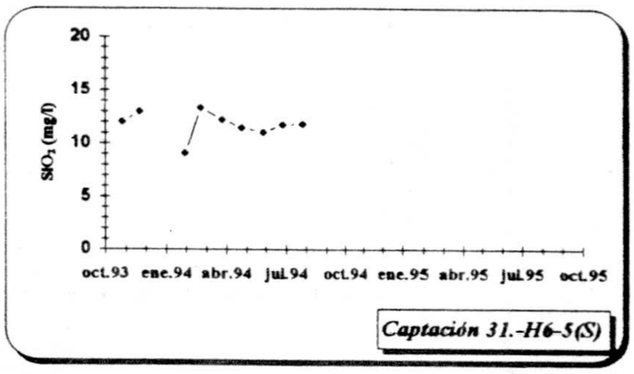


*Captación 31.-H6-5(S)*

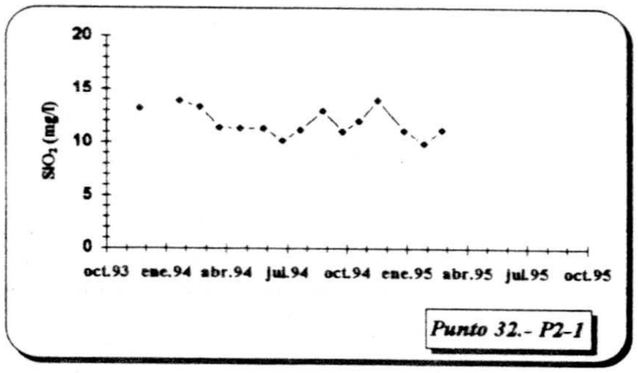


*Punto 32.- P2-1*

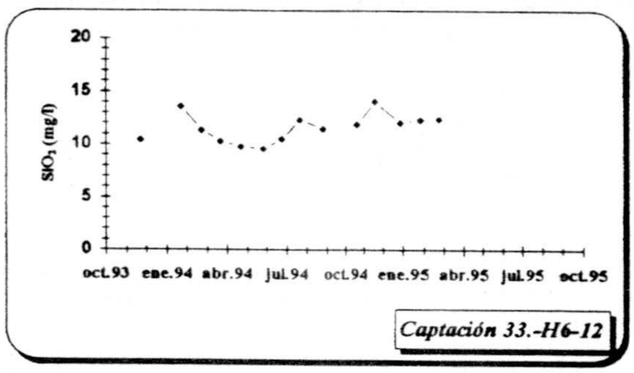


*Captación 33.-H6-12*

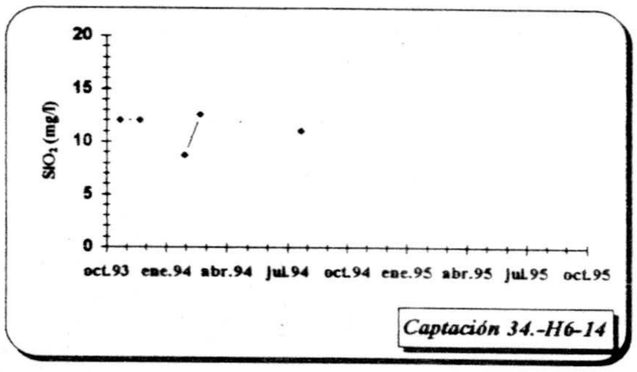


*Captación 34.-H6-14*

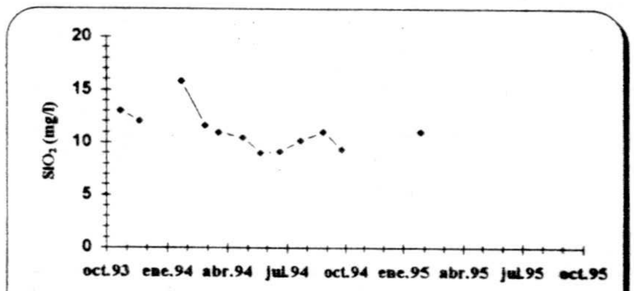


*Captación 35.-H6-16(P)*

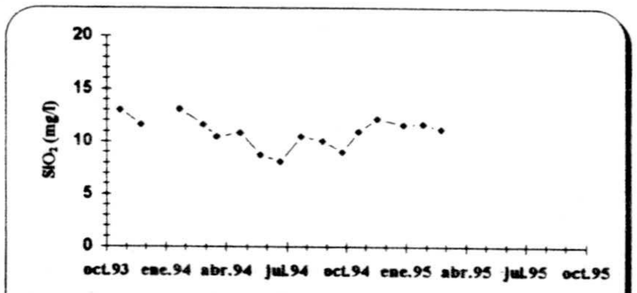


*Captación 36.-H6-17-1*

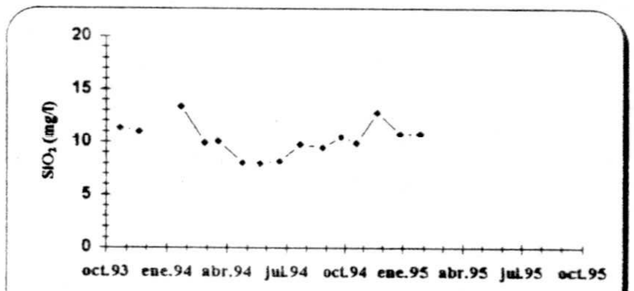


*Captación 37.-H6-18-1*

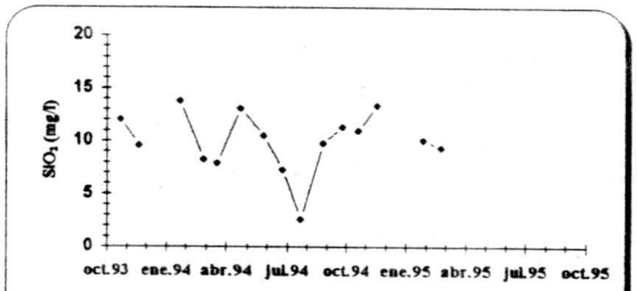


*Captación 38.-H6-20-1*

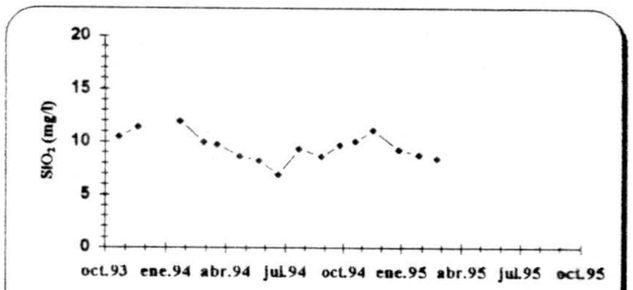


*Captación 39.-H6-N20-2-1*

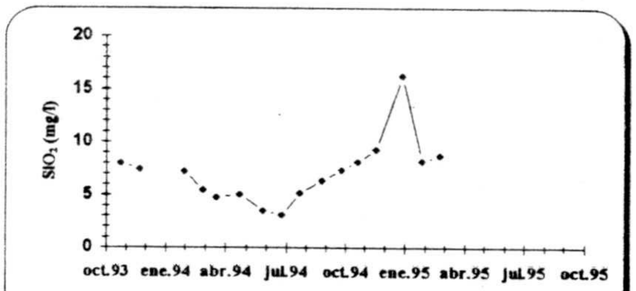


*Punto 40.- S-152*

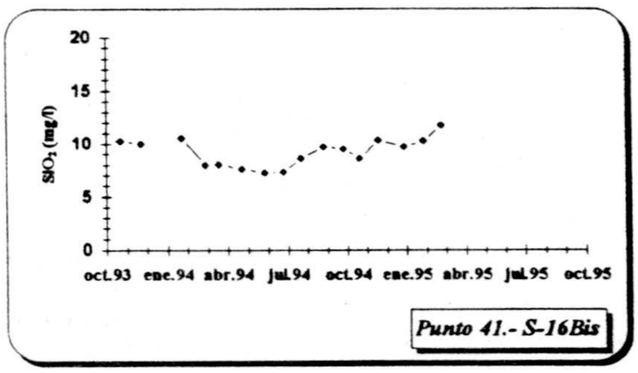


*Punto 41.- S-16Bis*

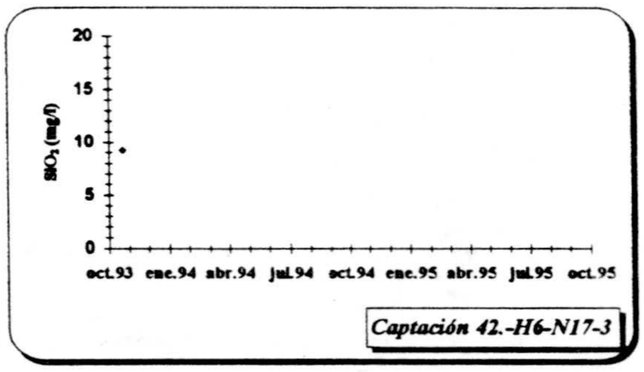


*Captación 42.-H6-N17-3*

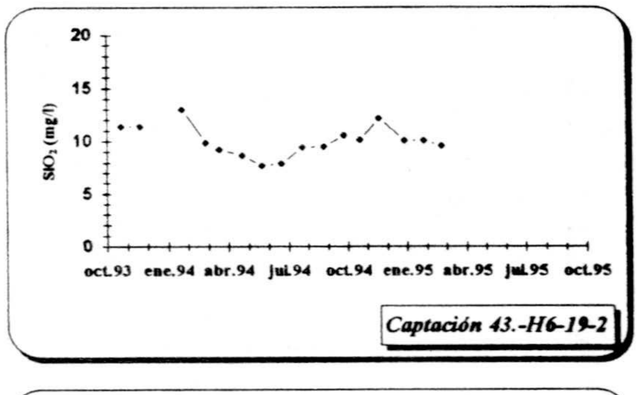


*Captación 43.-H6-19-2*

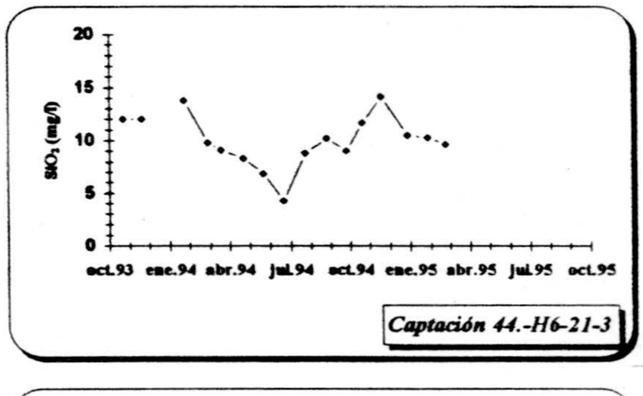


*Captación 44.-H6-21-3*

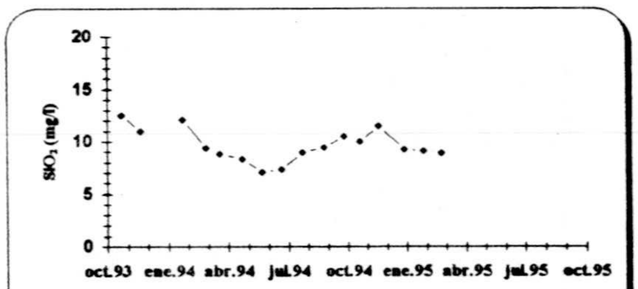


*Captación 45.-H6-N21-1-1*

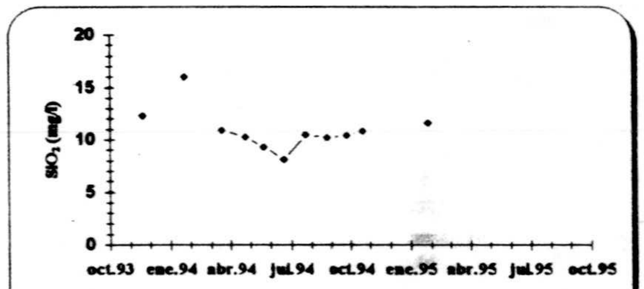


*Captación 46.-H6-18-3*

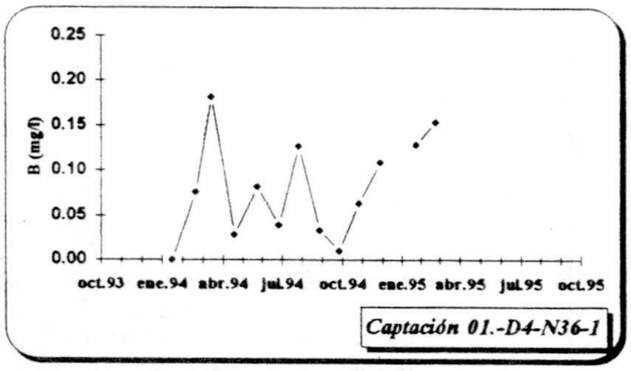


*Captación 01.-D4-N36-1*

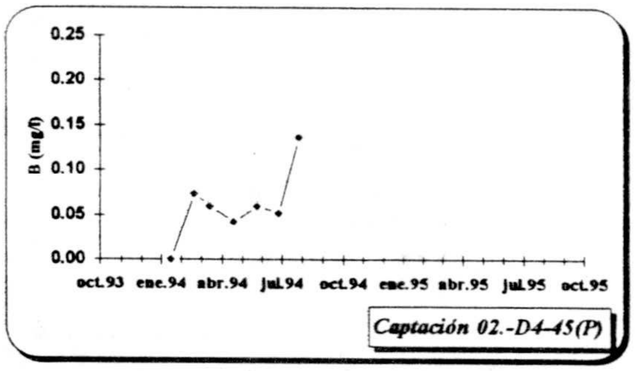


*Captación 02.-D4-45(P)*

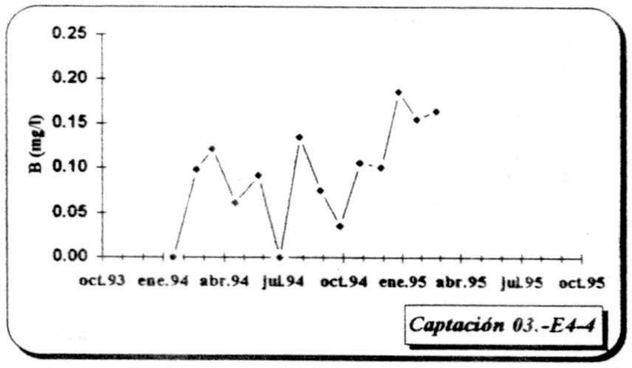


*Captación 03.-E4-4*

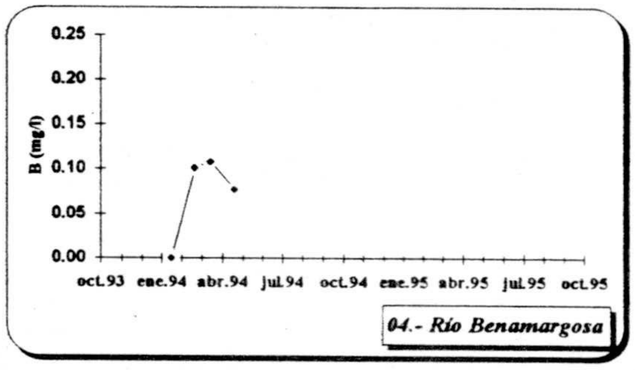


*04.- Río Benamargosa*

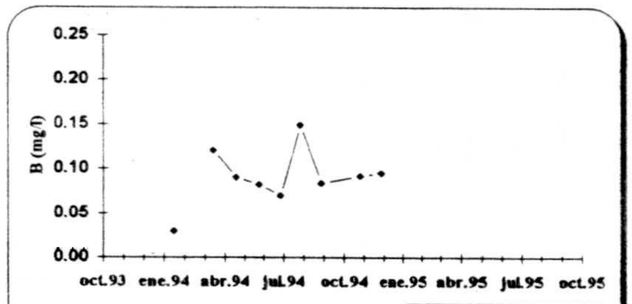


*Captación 05.-E5-8*

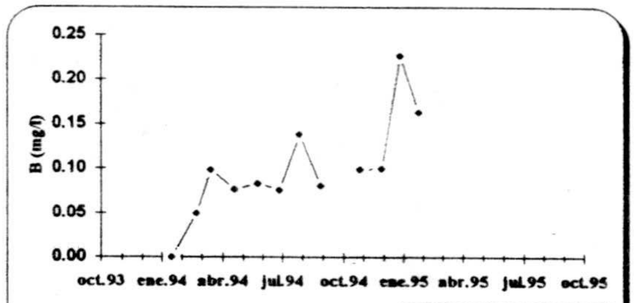


*Captación 06.-E5-19*

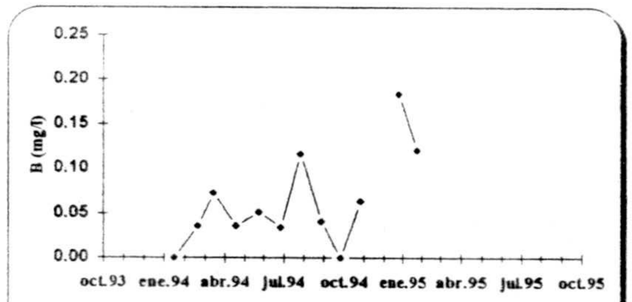


*Captación 07.-E5-24(S)*

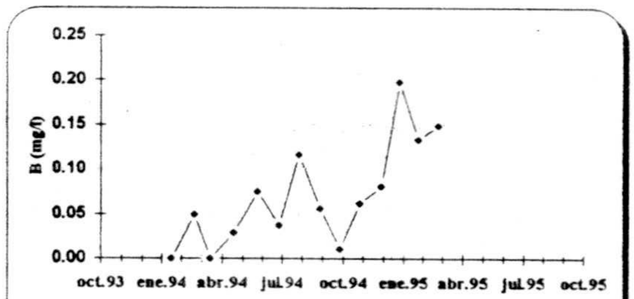


*Captación 08.-F5-16*

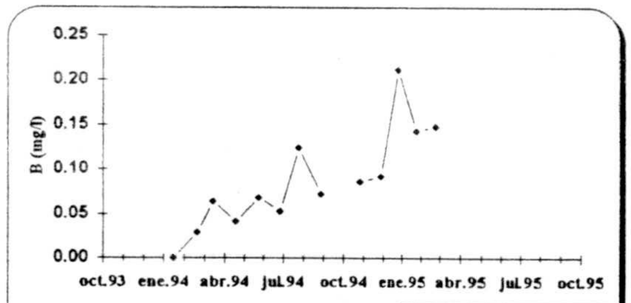


*Captación 09.-E6-11*

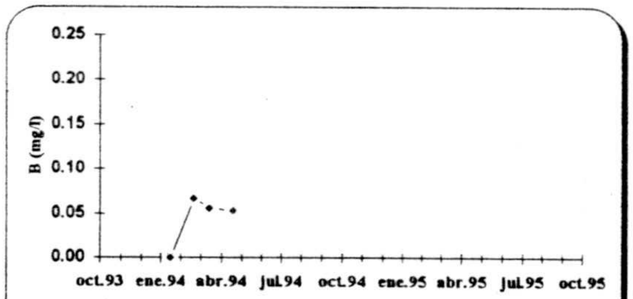


*10.- Río Vélez (1)*

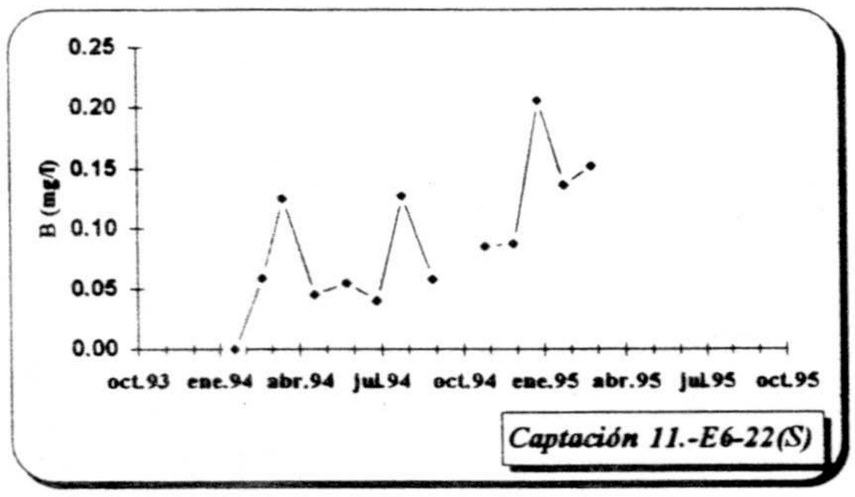

*Captación 11.-E6-22(S)*

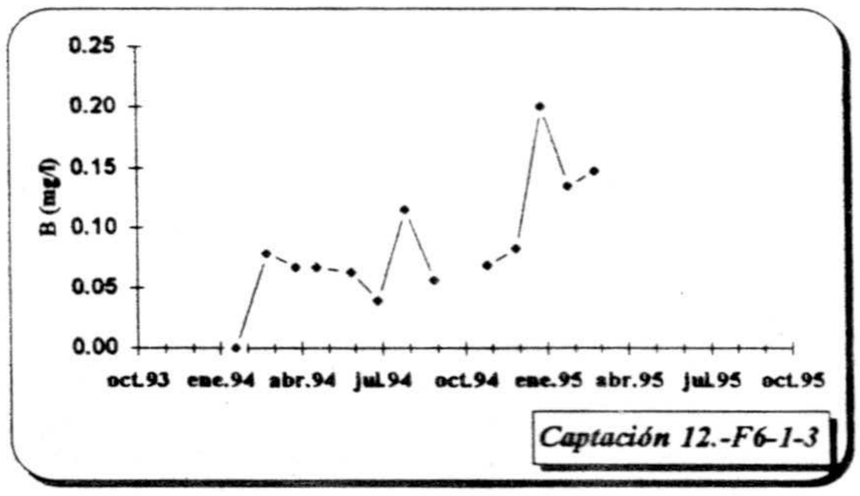

*Captación 12.-F6-1-3*

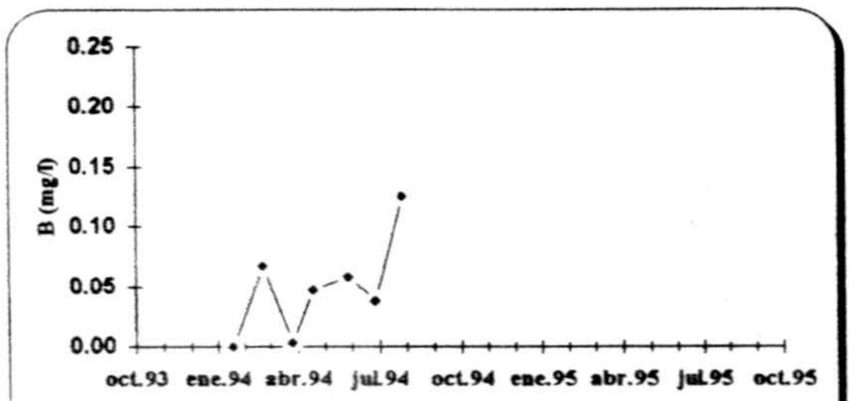

*Captación 13.-F6-1-6*

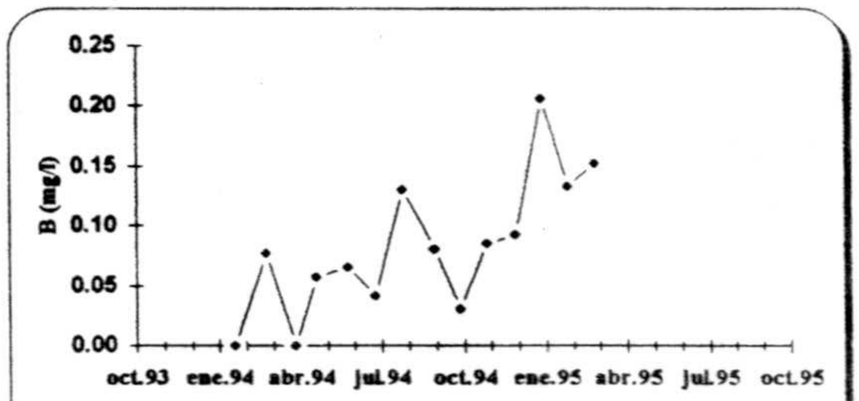

*Punto 14.- P6-1*

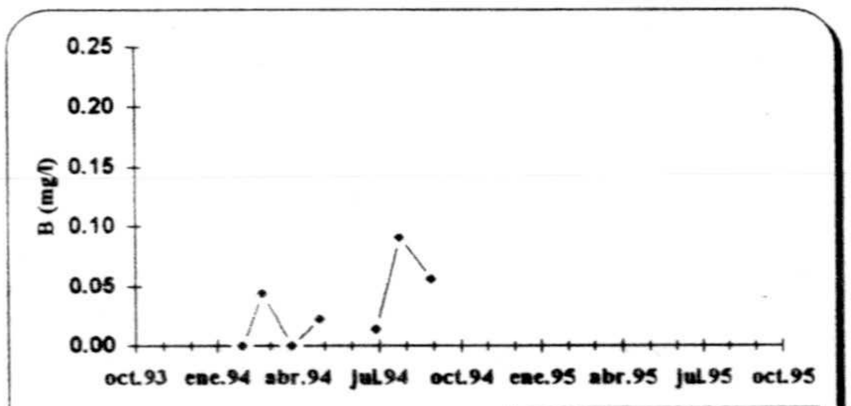

*Captación 15.-F6-20-2*

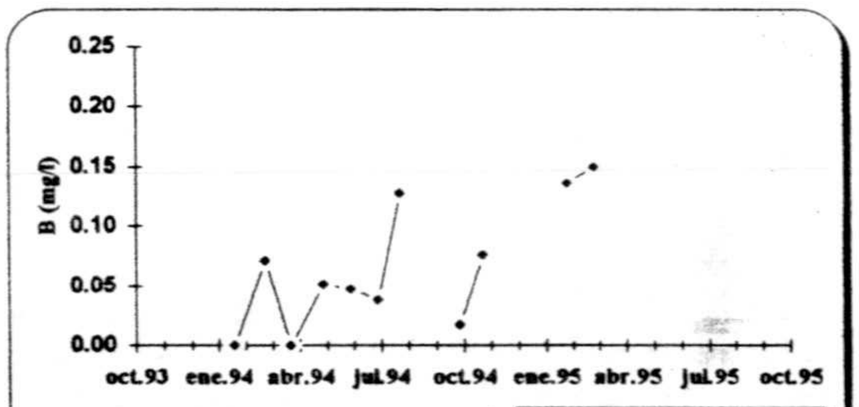

*Captación 16.-F6-24-1*

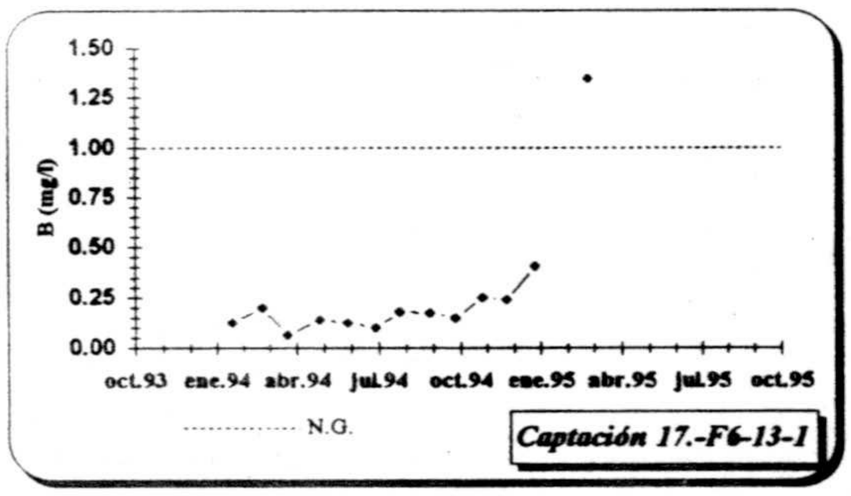

*Captación 17.-F6-13-1*

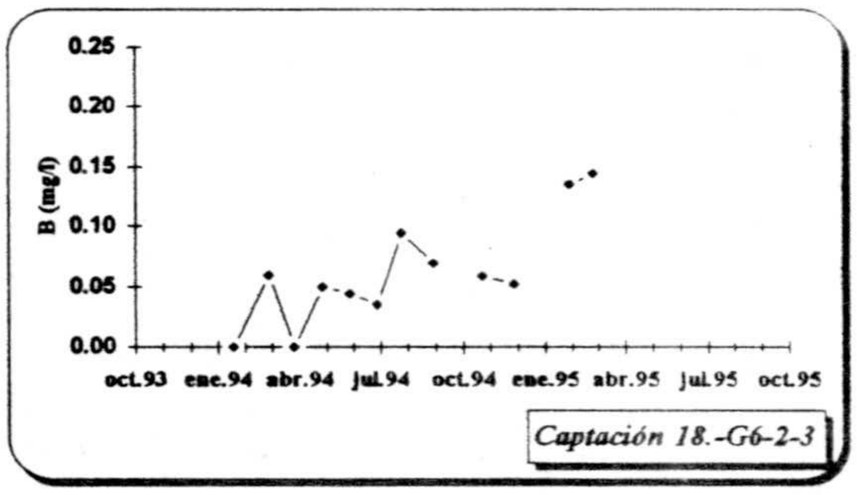

*Captación 18.-G6-2-3*

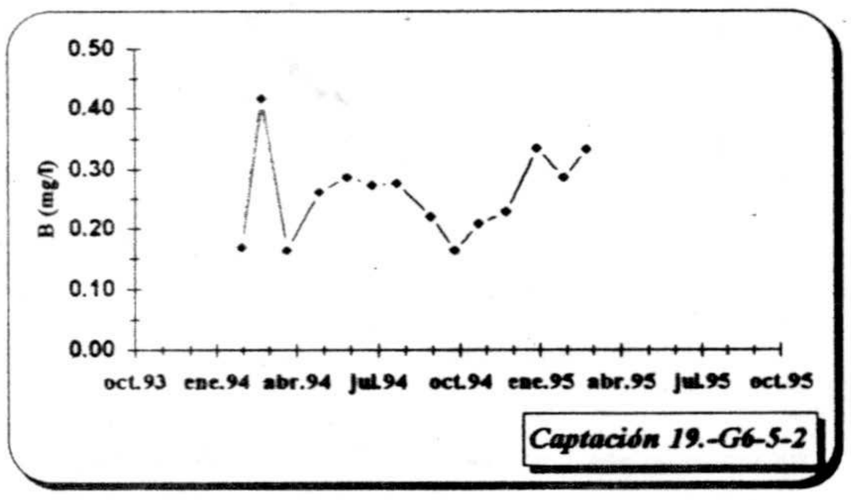

*Captación 19.-G6-5-2*

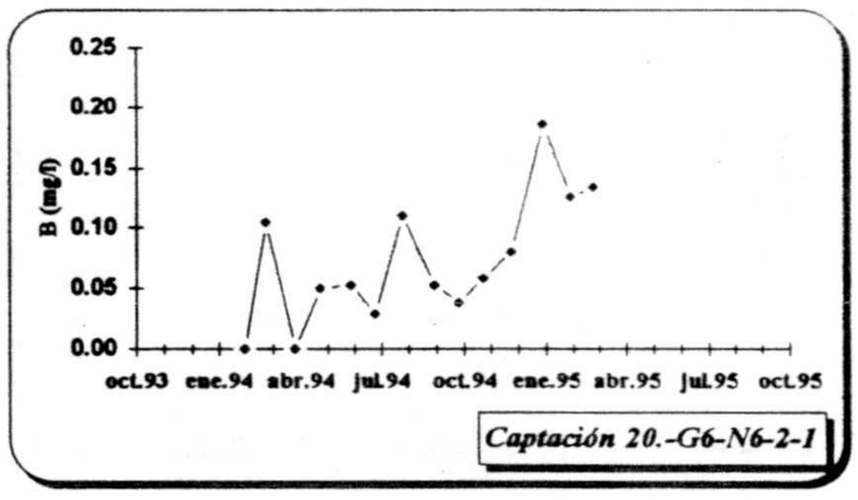

*Captación 20.-G6-N6-2-1*

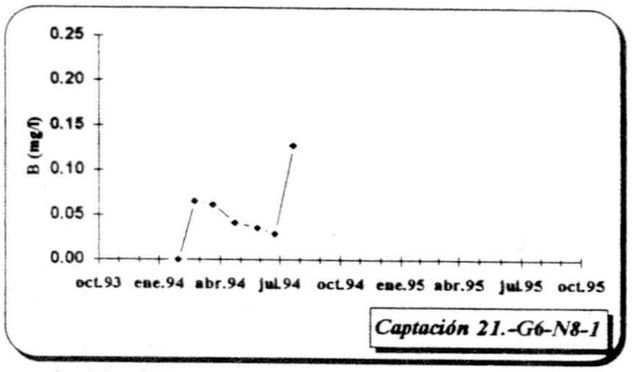


*Captación 21.-G6-N8-1*

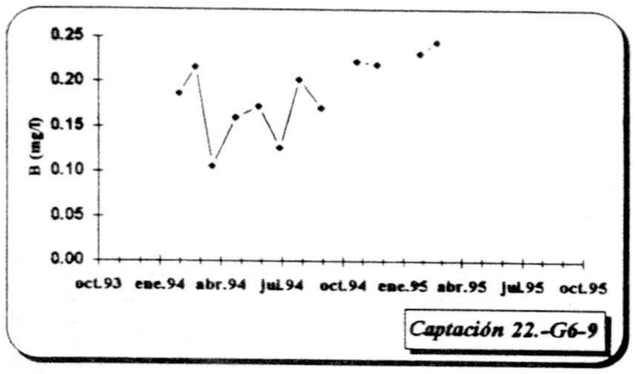


*Captación 22.-G6-9*

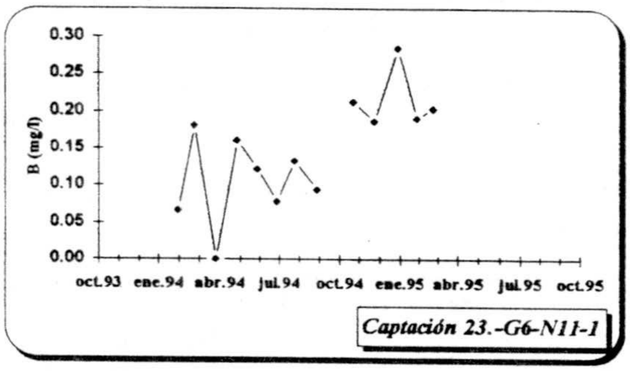


*Captación 23.-G6-N11-1*

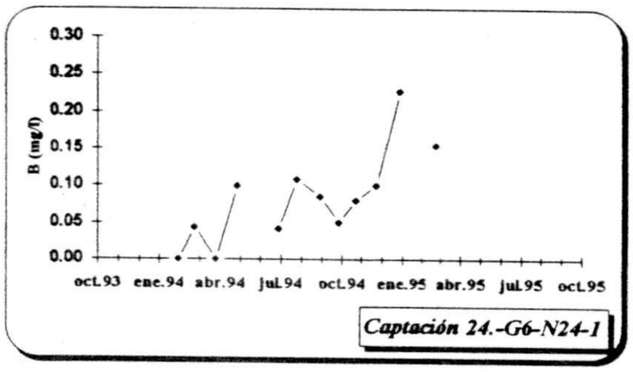


*Captación 24.-G6-N24-1*

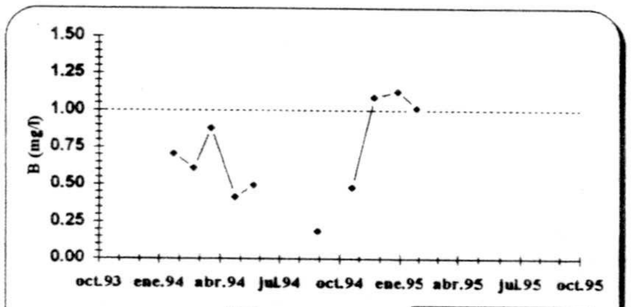


*25.- Río Vélez (2)*

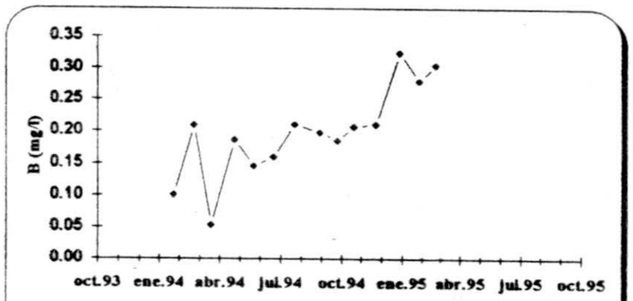


*Captación 26.-G6-19*

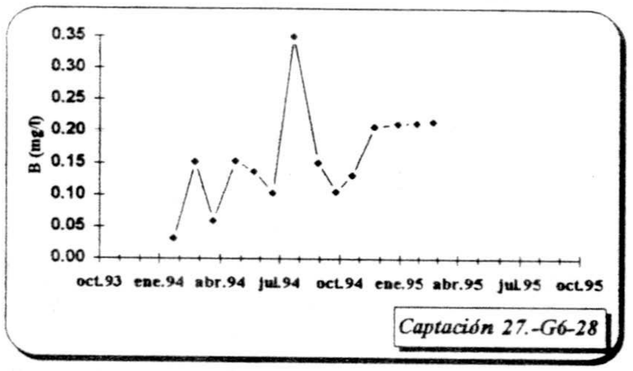


*Captación 27.-G6-28*

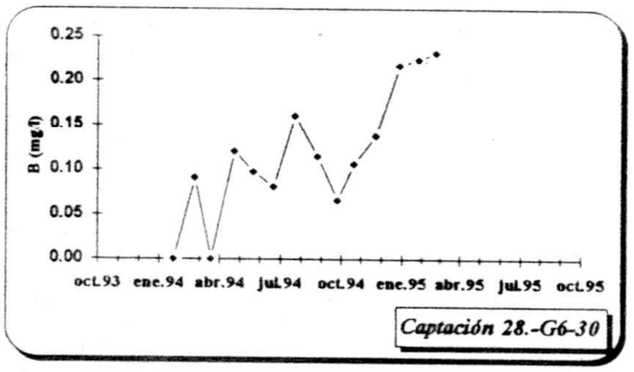


*Captación 28.-G6-30*

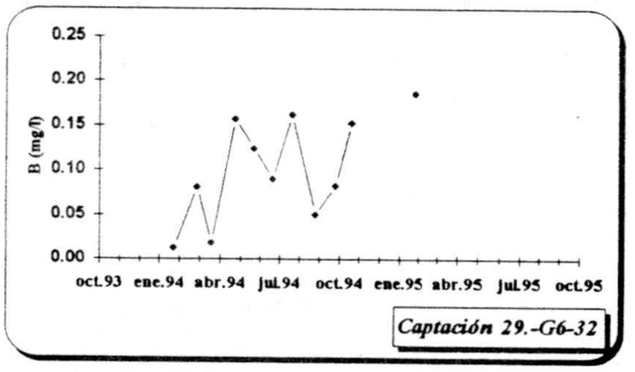


*Captación 29.-G6-32*

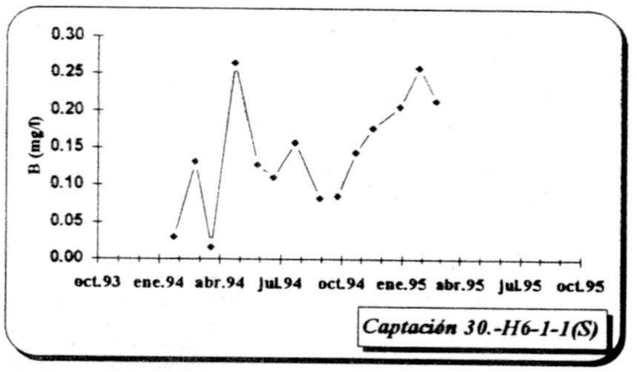


*Captación 30.-H6-1-1(S)*

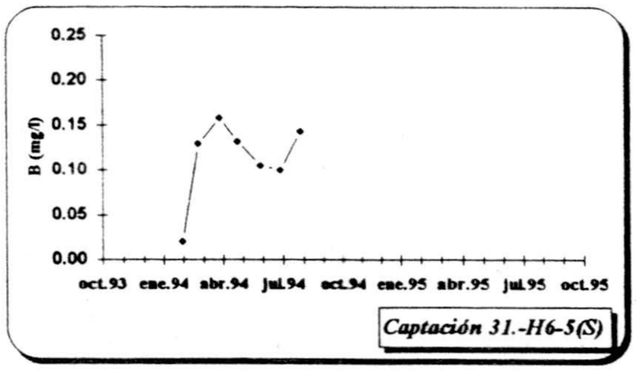


*Captación 31.-H6-5(S)*

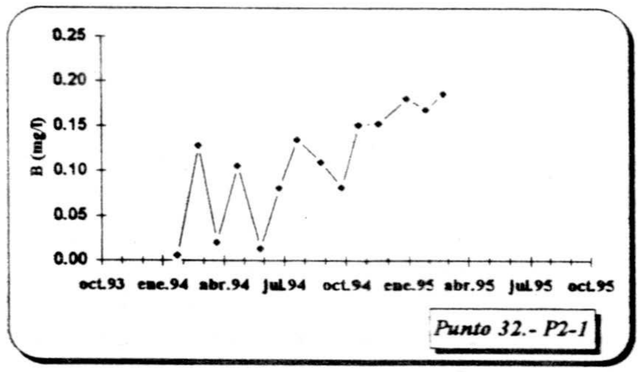


*Punto 32.- P2-1*

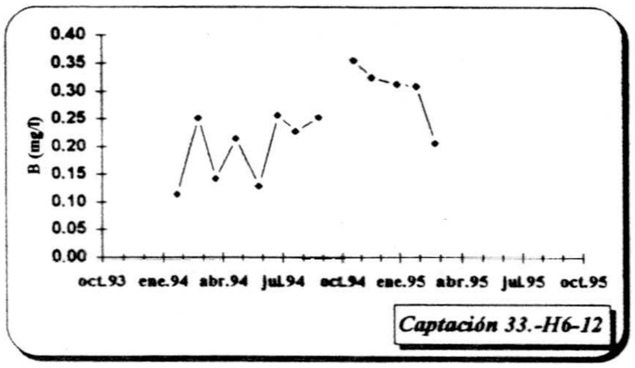


*Captación 33.-H6-12*

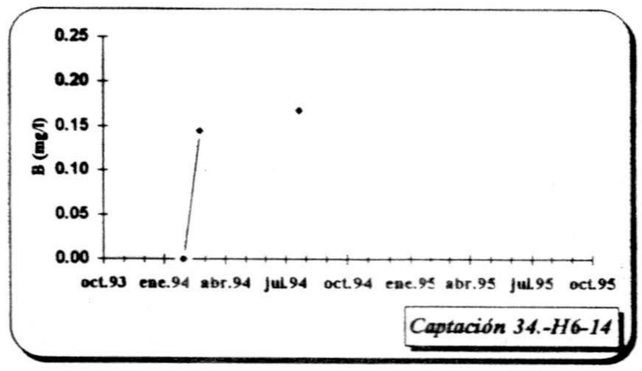


*Captación 34.-H6-14*

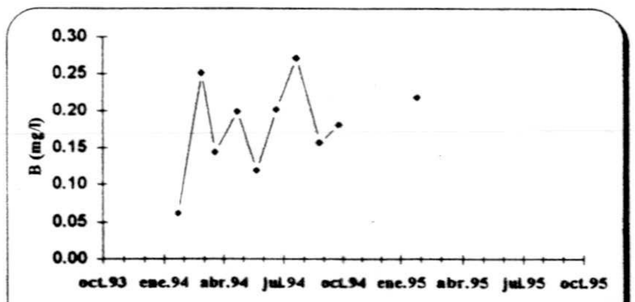


*Captación 35.-H6-16(P)*

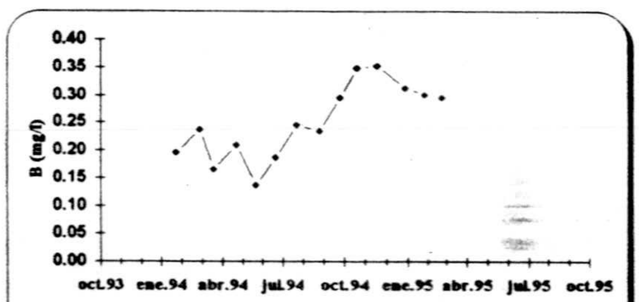


*Captación 36.-H6-17-1*

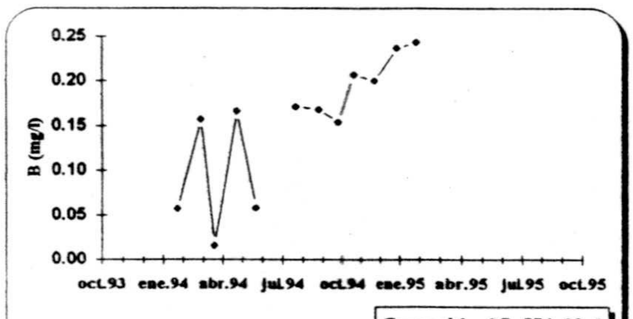


*Captación 37.-H6-18-1*

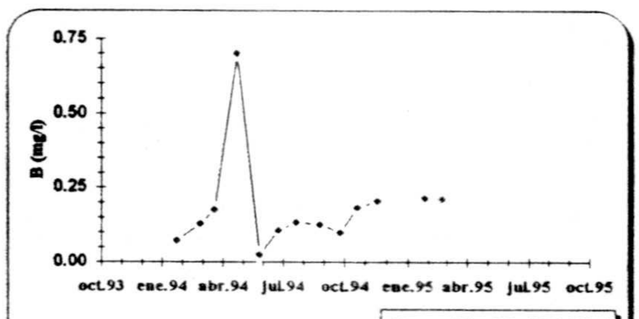


*Captación 38.-H6-20-1*

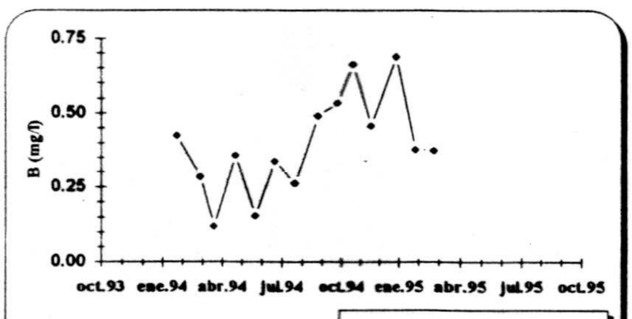


*Captación 39.-H6-N20-2-1*

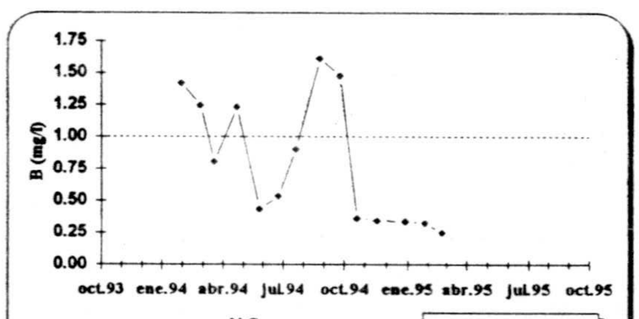


*Punto 40.- S-152*

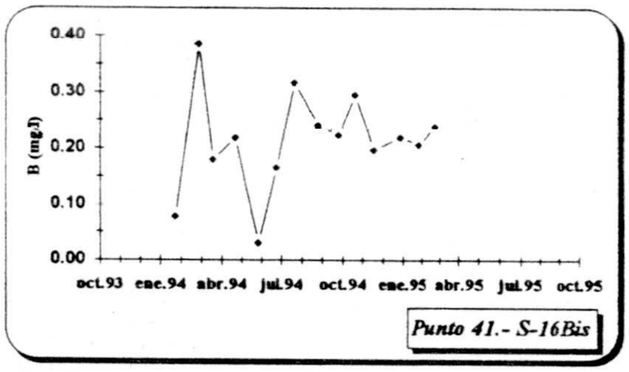


*Punto 41.- S-16Bis*

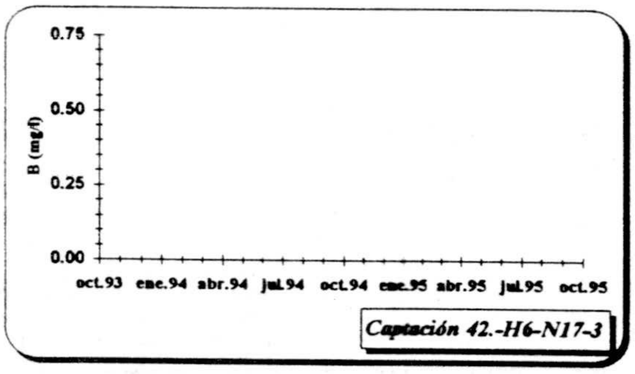


*Captación 42.-H6-N17-3*

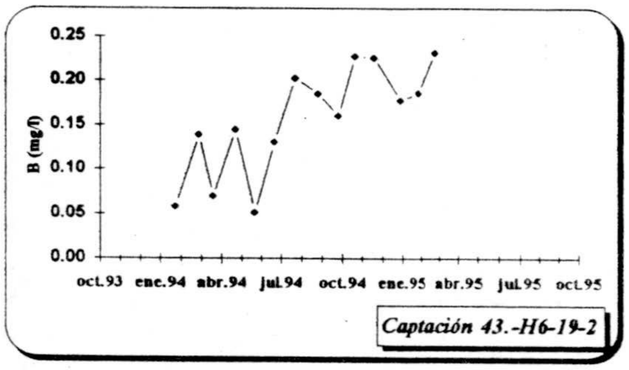


*Captación 43.-H6-19-2*

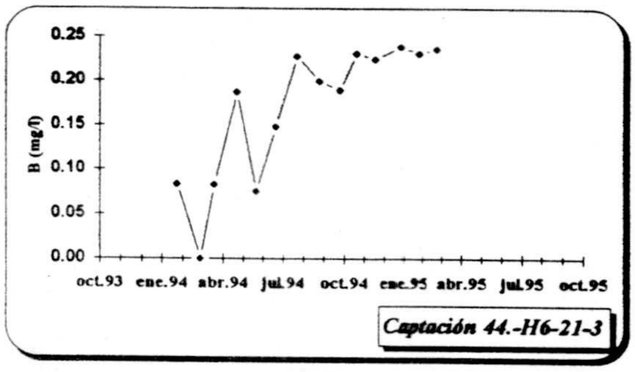


*Captación 44.-H6-21-3*

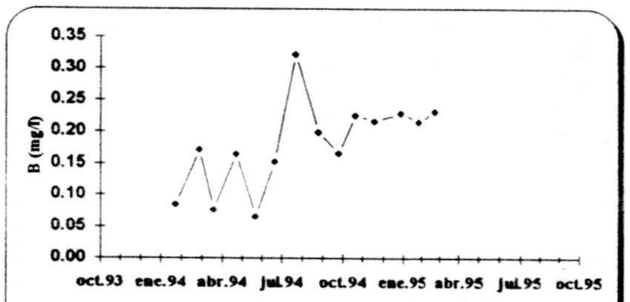


*Captación 45.-H6-N21-1-1*

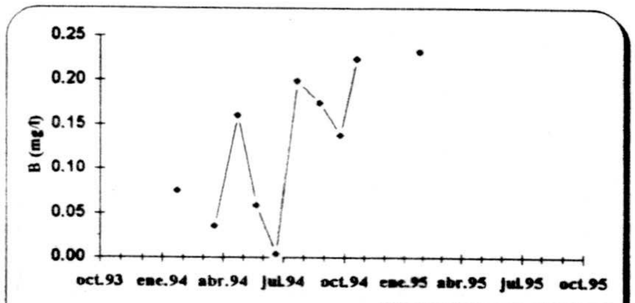


*Captación 46.-H6-18-3*

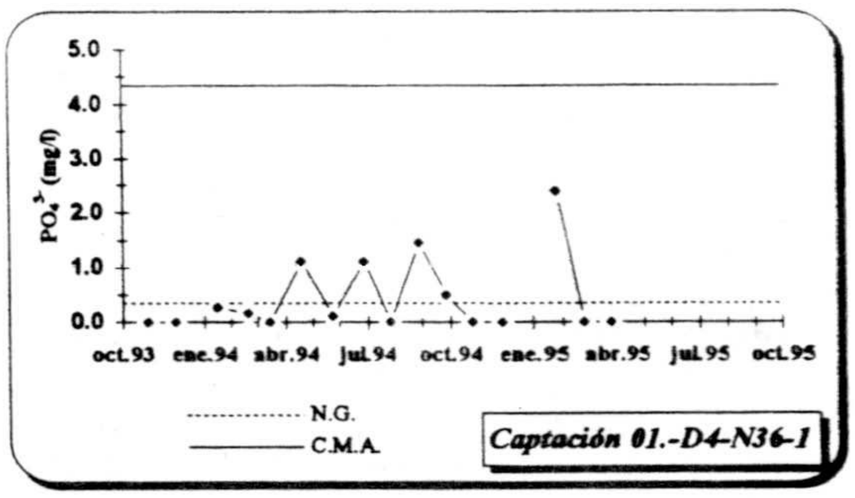
5.0
4.0
3.0
2.0
1.0
0.0
$PO_4^{3-}$ (mg/l)
oct.93 ene.94 abr.94 jul.94 oct.94 ene.95 abr.95 jul.95 oct.95
N.G.
C.M.A.
Captación 01.-D4-N36-1

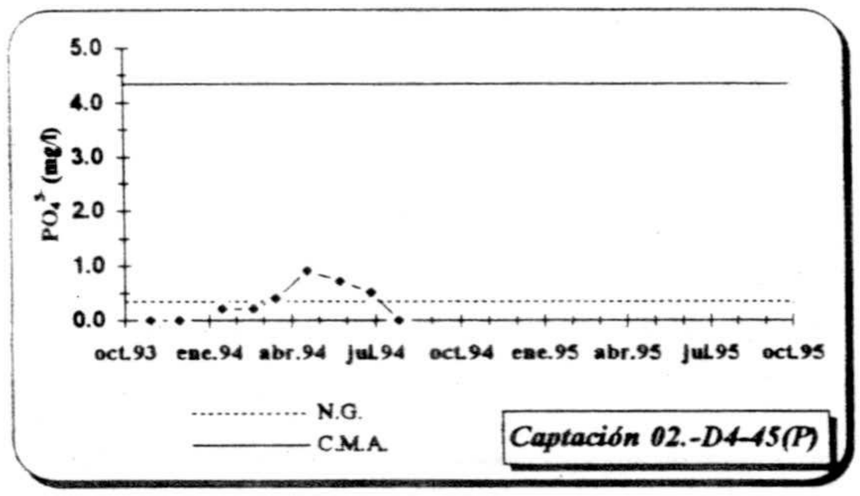
5.0
4.0
3.0
2.0
1.0
0.0
$PO_4^{3-}$ (mg/l)
oct.93 ene.94 abr.94 jul.94 oct.94 ene.95 abr.95 jul.95 oct.95
N.G.
C.M.A.
Captación 02.-D4-45(P)

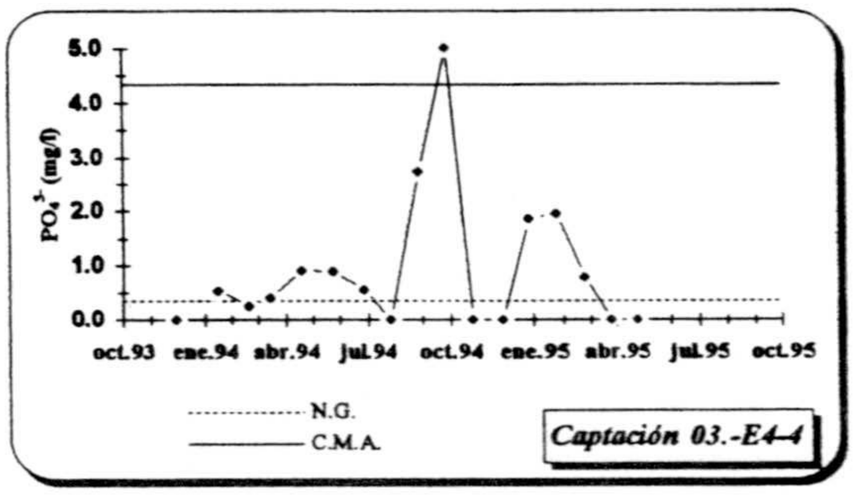
5.0
4.0
3.0
2.0
1.0
0.0
$PO_4^{3-}$ (mg/l)
oct.93 ene.94 abr.94 jul.94 oct.94 ene.95 abr.95 jul.95 oct.95
N.G.
C.M.A.
Captación 03.-E4-4

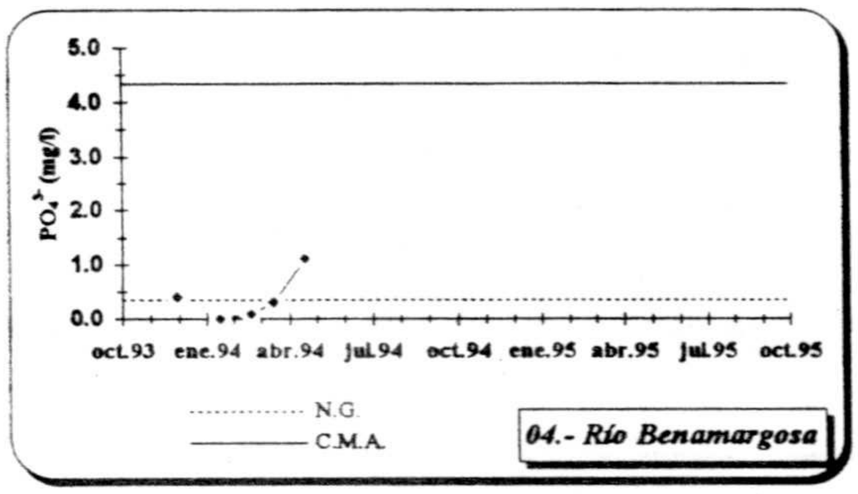
5.0
4.0
3.0
2.0
1.0
0.0
$PO_4^{3-}$ (mg/l)
oct.93 ene.94 abr.94 jul.94 oct.94 ene.95 abr.95 jul.95 oct.95
N.G.
C.M.A.
04.- Río Benamargosa

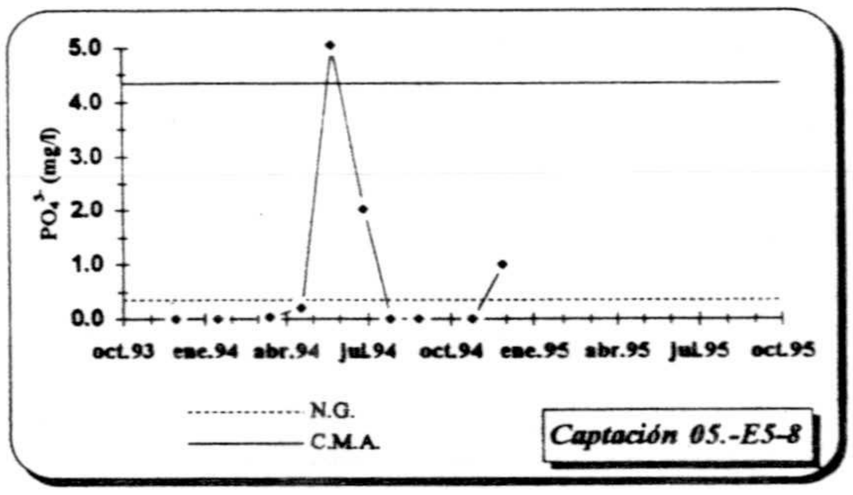
5.0
4.0
3.0
2.0
1.0
0.0
$PO_4^{3-}$ (mg/l)
oct.93 ene.94 abr.94 jul.94 oct.94 ene.95 abr.95 jul.95 oct.95
N.G.
C.M.A.
Captación 05.-E5-8

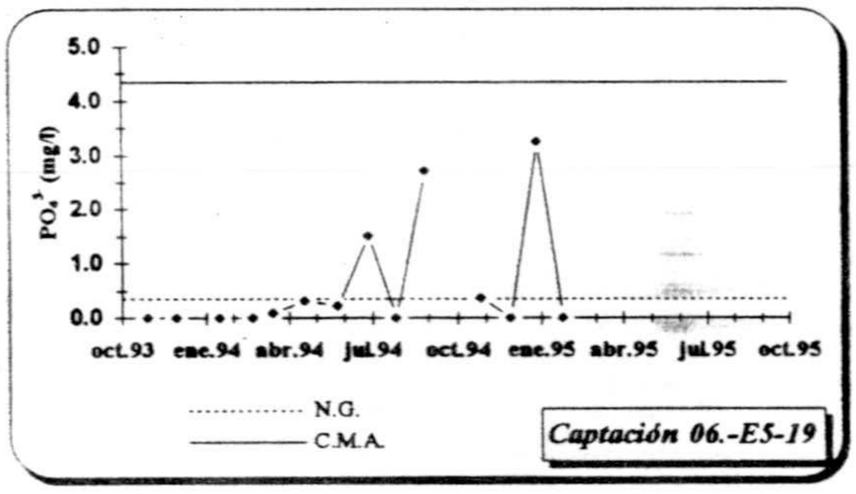
5.0
4.0
3.0
2.0
1.0
0.0
$PO_4^{3-}$ (mg/l)
oct.93 ene.94 abr.94 jul.94 oct.94 ene.95 abr.95 jul.95 oct.95
N.G.
C.M.A.
Captación 06.-E5-19

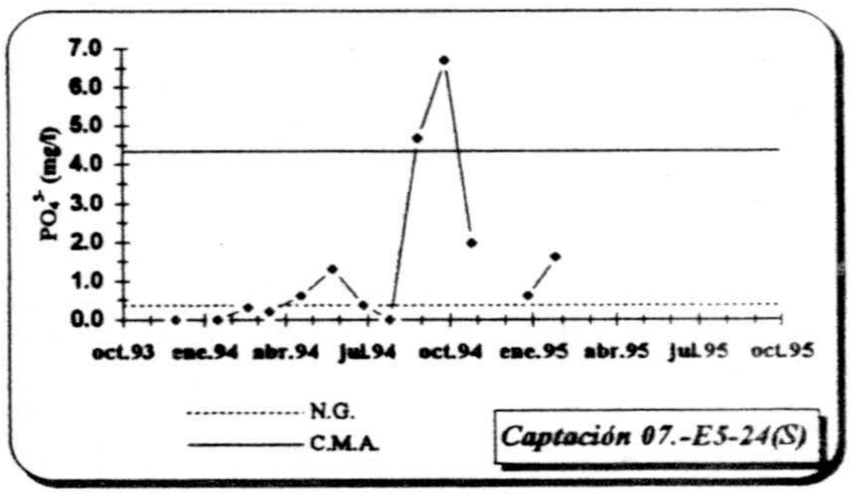
7.0
6.0
5.0
4.0
3.0
2.0
1.0
0.0
$PO_4^{3-}$ (mg/l)
oct.93 ene.94 abr.94 jul.94 oct.94 ene.95 abr.95 jul.95 oct.95
N.G.
C.M.A.
Captación 07.-E5-24(S)

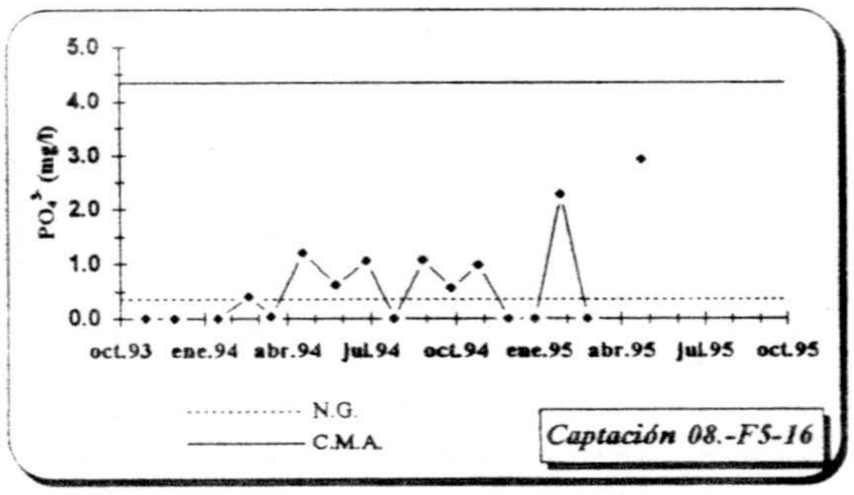
5.0
4.0
3.0
2.0
1.0
0.0
$PO_4^{3-}$ (mg/l)
oct.93 ene.94 abr.94 jul.94 oct.94 ene.95 abr.95 jul.95 oct.95
N.G.
C.M.A.
Captación 08.-F5-16

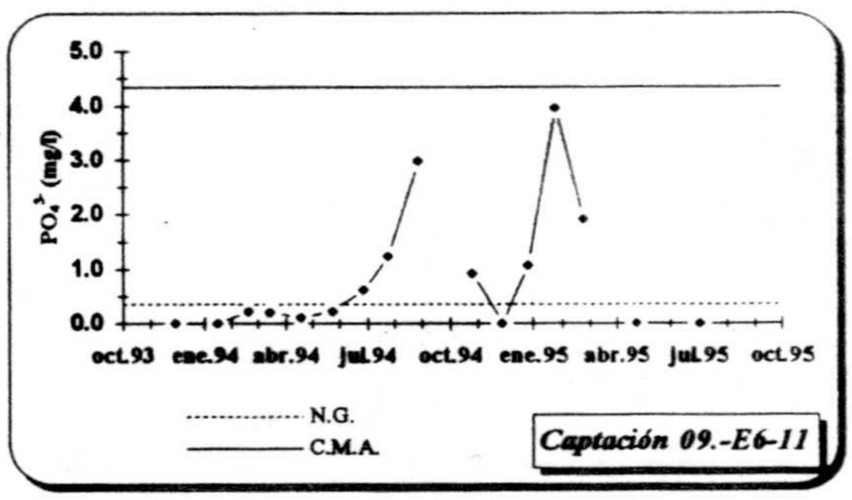
5.0
4.0
3.0
2.0
1.0
0.0
$PO_4^{3-}$ (mg/l)
oct.93 ene.94 abr.94 jul.94 oct.94 ene.95 abr.95 jul.95 oct.95
N.G.
C.M.A.
Captación 09.-E6-11

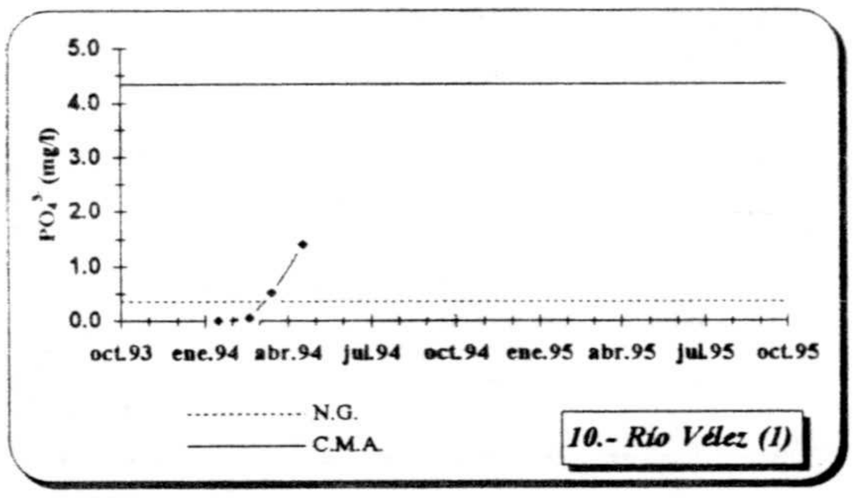
5.0
4.0
3.0
2.0
1.0
0.0
$PO_4^{3-}$ (mg/l)
oct.93 ene.94 abr.94 jul.94 oct.94 ene.95 abr.95 jul.95 oct.95
N.G.
C.M.A.
10.- Río Vélez (1)

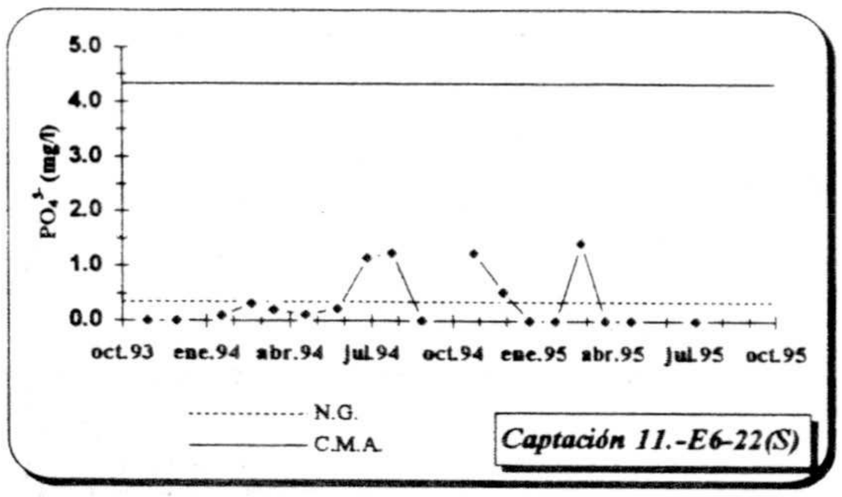


*Captación 11.-E6-22(S)*

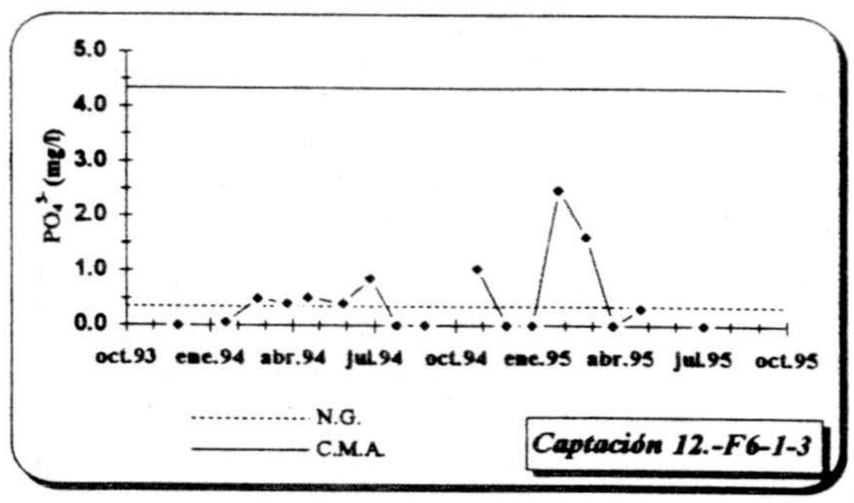


*Captación 12.-F6-1-3*

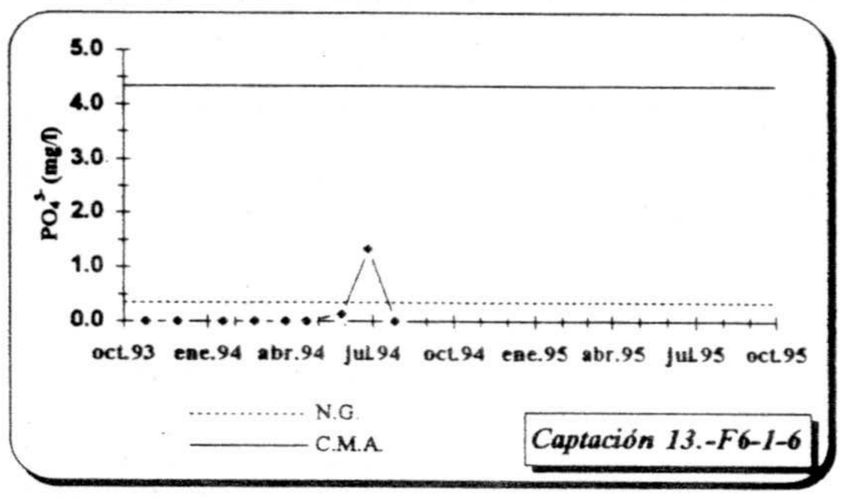


*Captación 13.-F6-1-6*

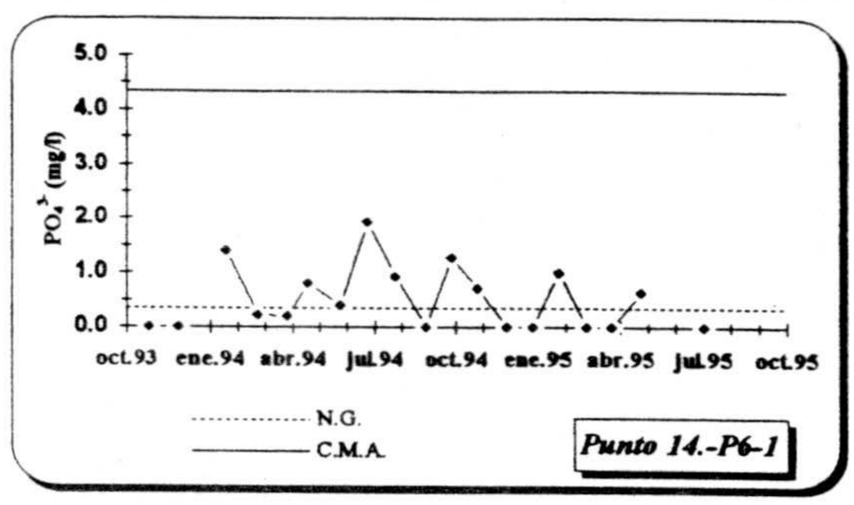


*Punto 14.-P6-1*

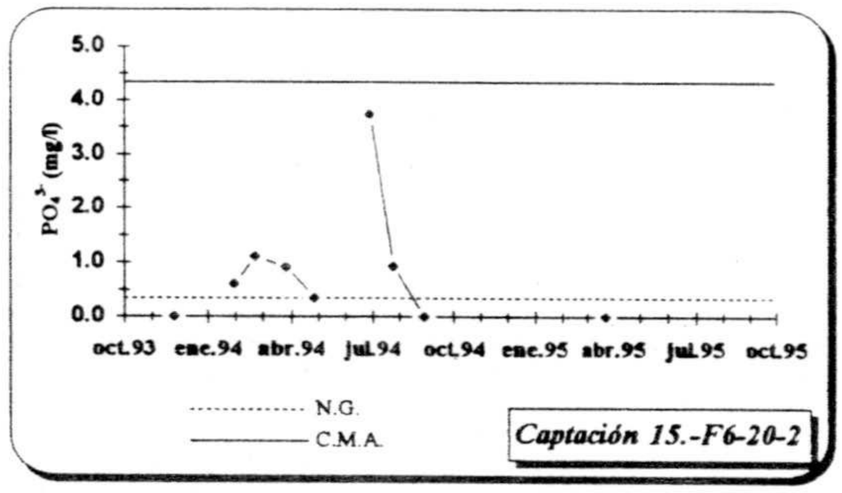


*Captación 15.-F6-20-2*

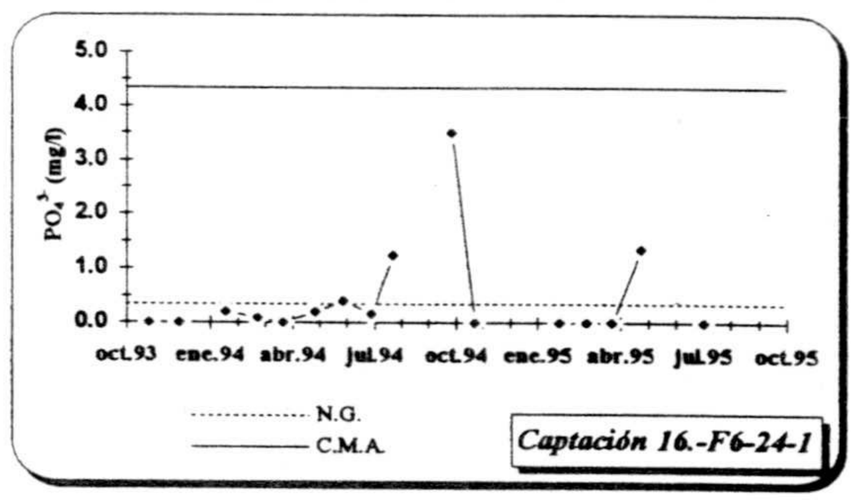


*Captación 16.-F6-24-1*

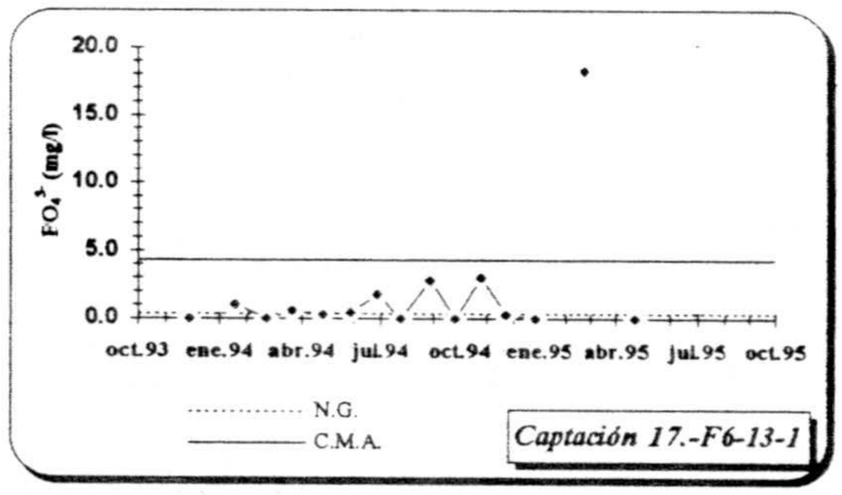


*Captación 17.-F6-13-1*

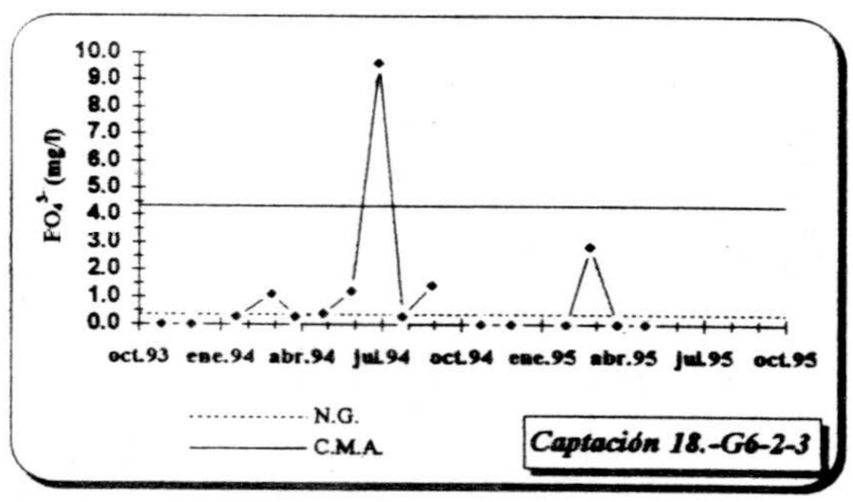


*Captación 18.-G6-2-3*

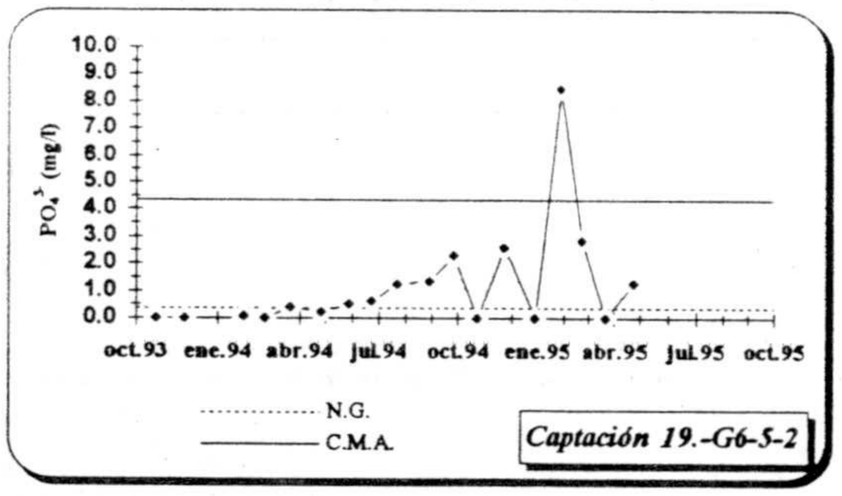


*Captación 19.-G6-5-2*

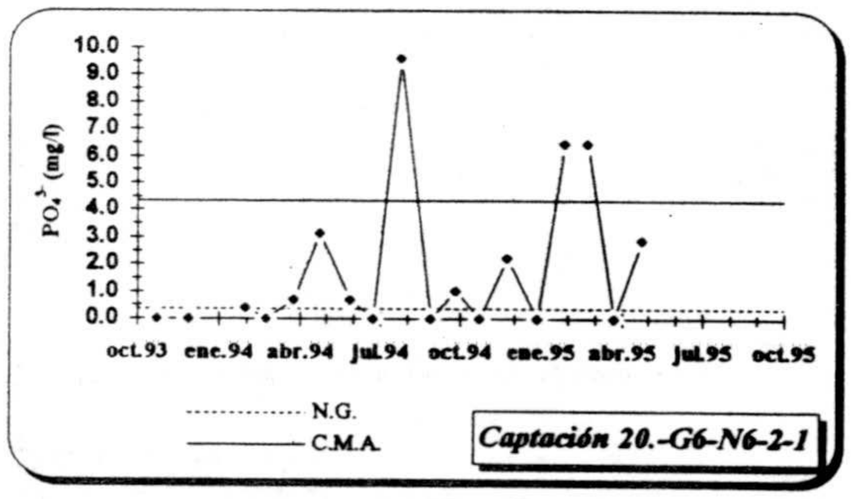


*Captación 20.-G6-N6-2-1*

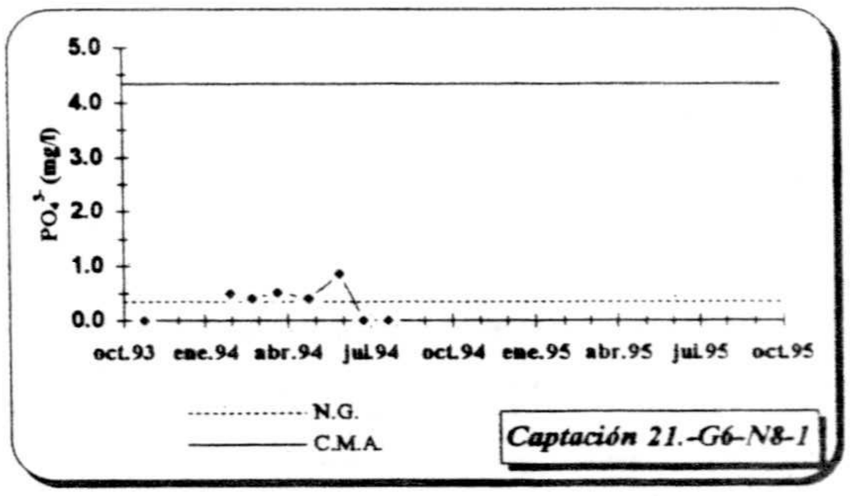


*Captación 21.-G6-N8-1*

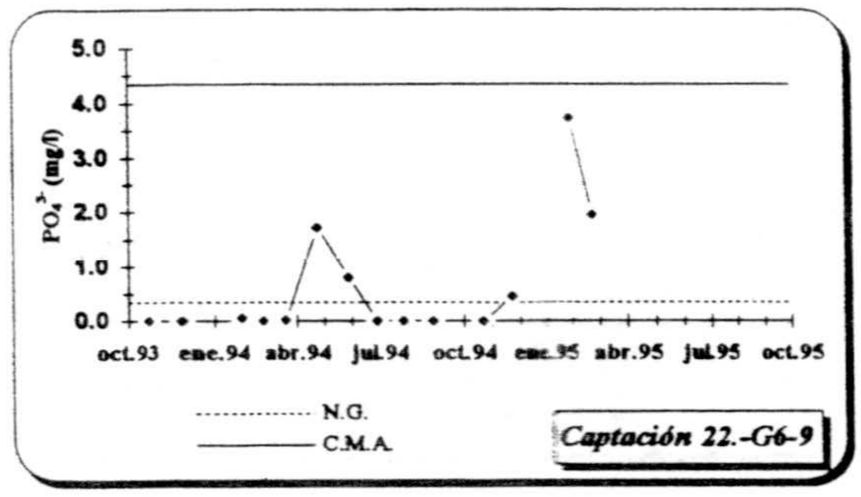


*Captación 22.-G6-9*

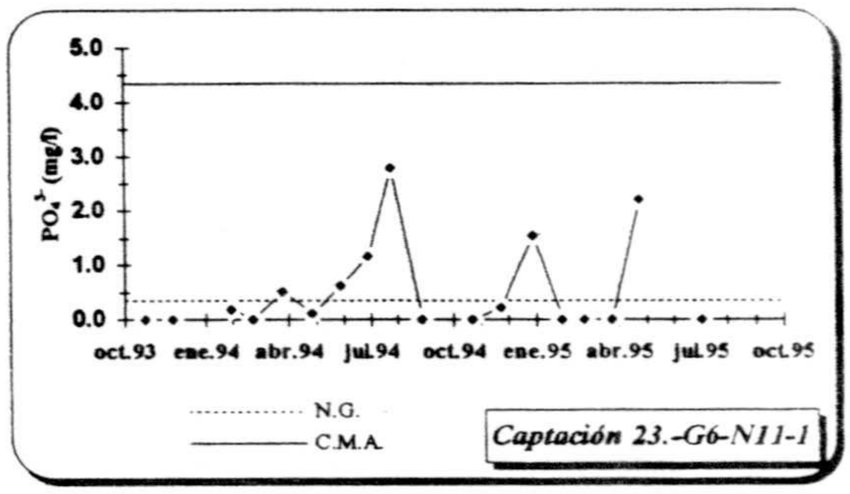


*Captación 23.-G6-N11-1*

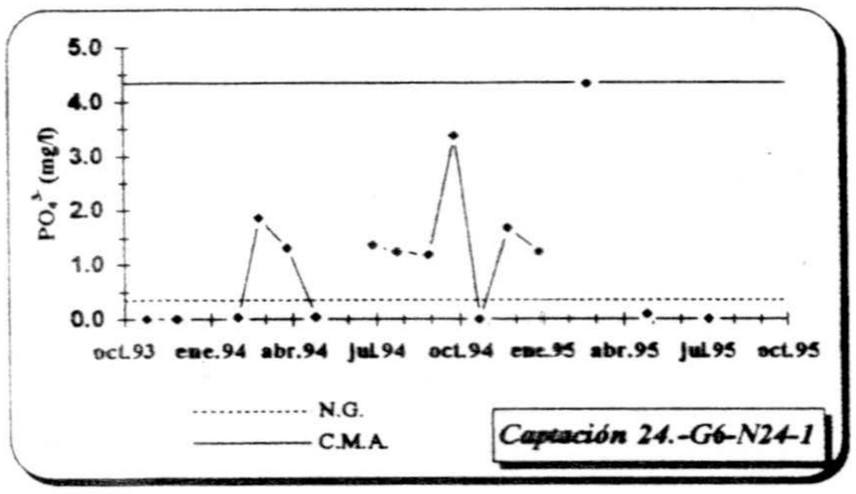


*Captación 24.-G6-N24-1*

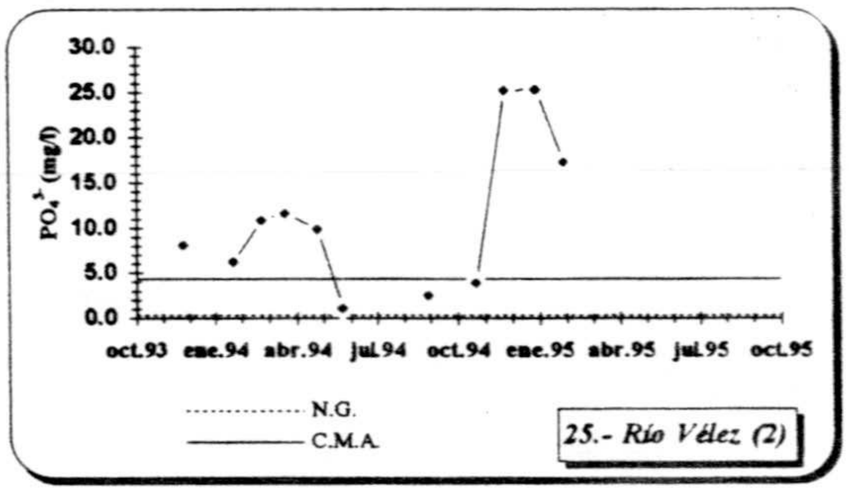


*25.- Río Vélez (2)*

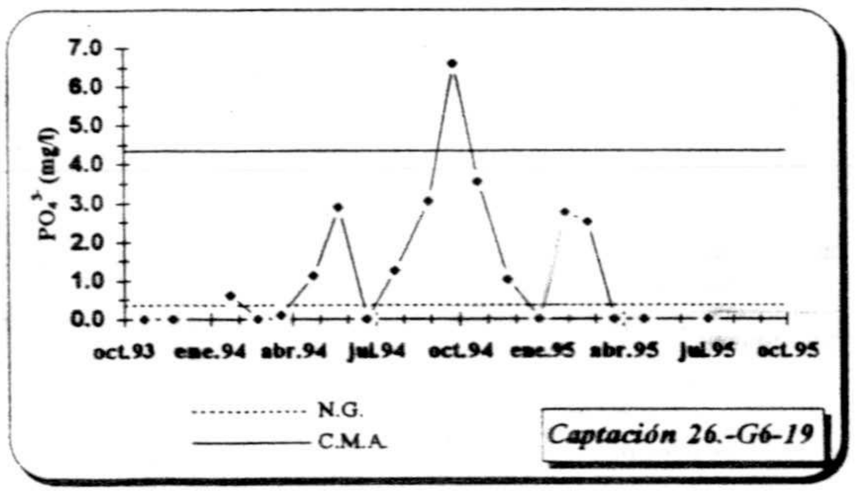


*Captación 26.-G6-19*

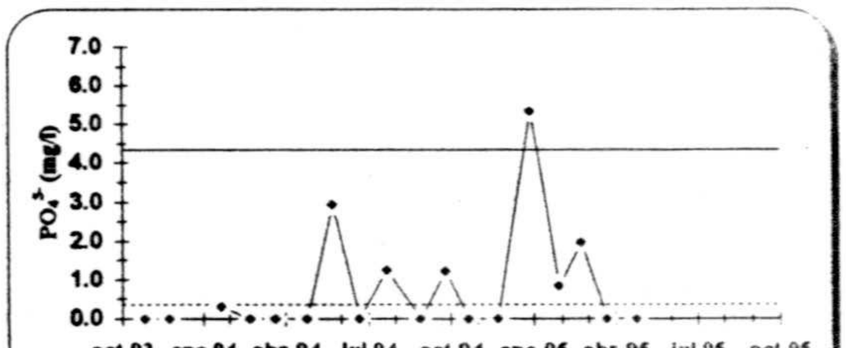


*Captación 27.-G6-28*

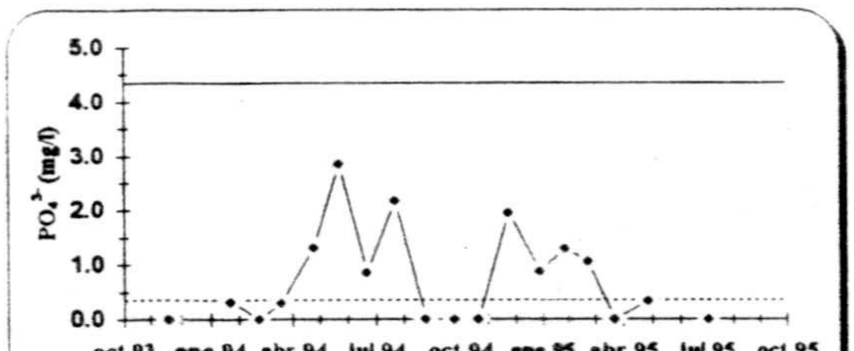


*Captación 28.-G6-30*

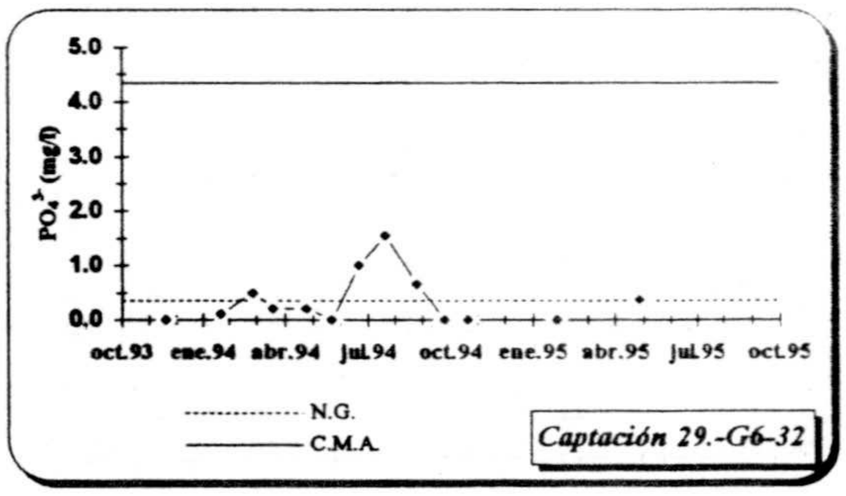


*Captación 29.-G6-32*

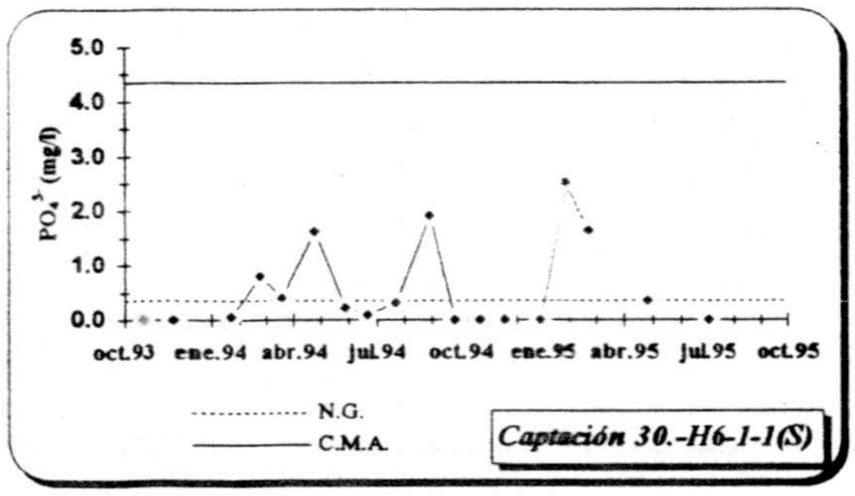


*Captación 30.-H6-1-1(S)*

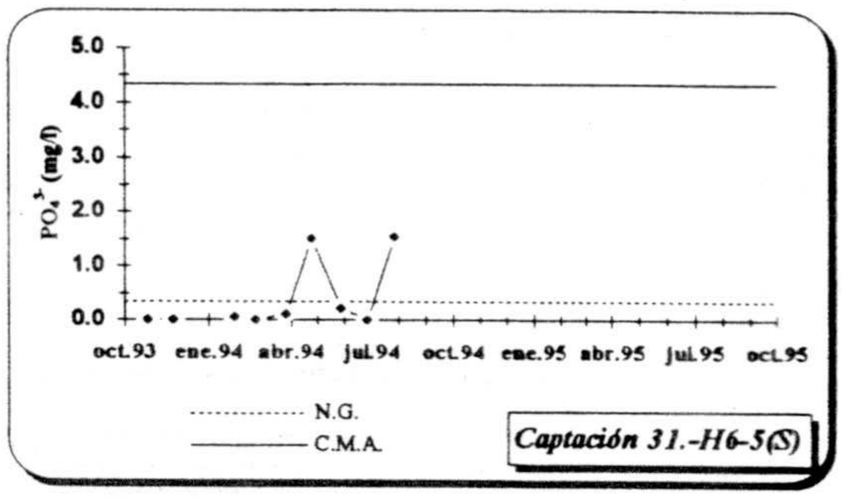
5.0
4.0
3.0
2.0
1.0
0.0
$PO_4^{3-}$ (mg/l)
oct.93 ene.94 abr.94 jul.94 oct.94 ene.95 abr.95 jul.95 oct.95
N.G.
C.M.A.
Captación 31.-H6-5(S)

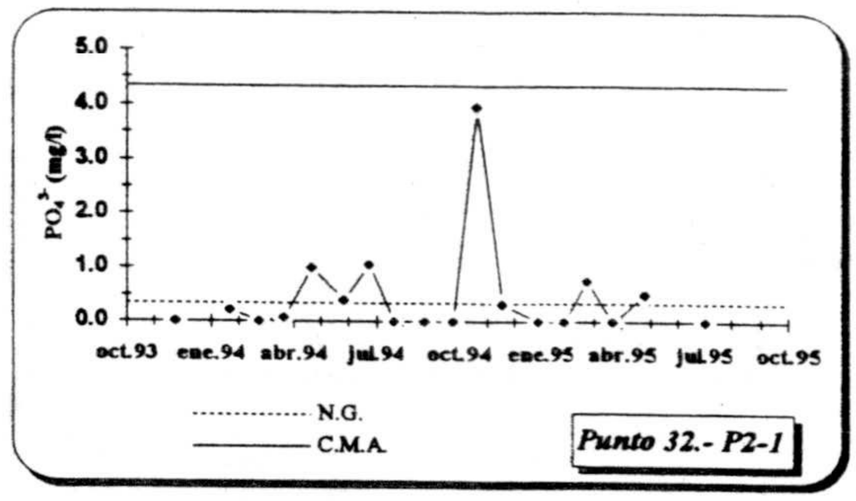
5.0
4.0
3.0
2.0
1.0
0.0
$PO_4^{3-}$ (mg/l)
oct.93 ene.94 abr.94 jul.94 oct.94 ene.95 abr.95 jul.95 oct.95
N.G.
C.M.A.
Punto 32.- P2-1

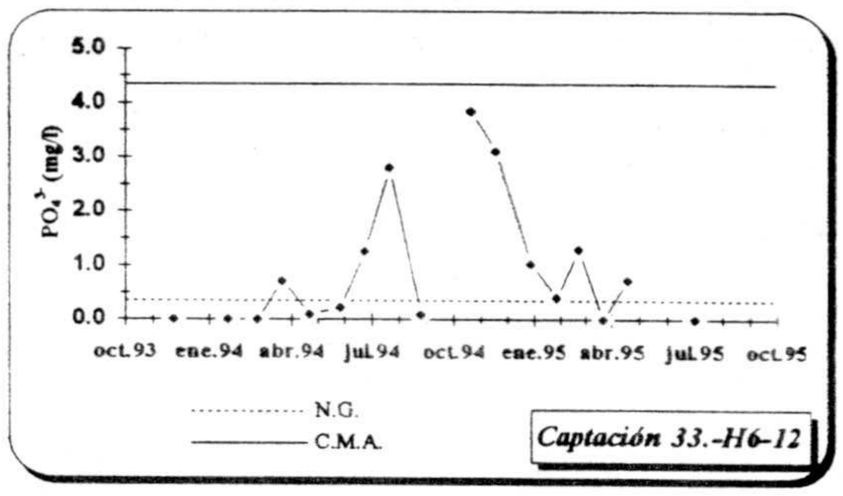
5.0
4.0
3.0
2.0
1.0
0.0
$PO_4^{3-}$ (mg/l)
oct.93 ene.94 abr.94 jul.94 oct.94 ene.95 abr.95 jul.95 oct.95
N.G.
C.M.A.
Captación 33.-H6-12

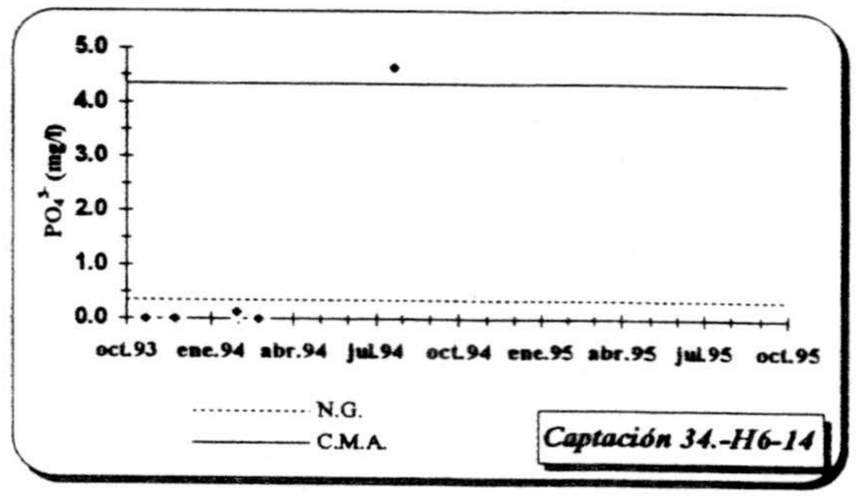
5.0
4.0
3.0
2.0
1.0
0.0
$PO_4^{3-}$ (mg/l)
oct.93 ene.94 abr.94 jul.94 oct.94 ene.95 abr.95 jul.95 oct.95
N.G.
C.M.A.
Captación 34.-H6-14

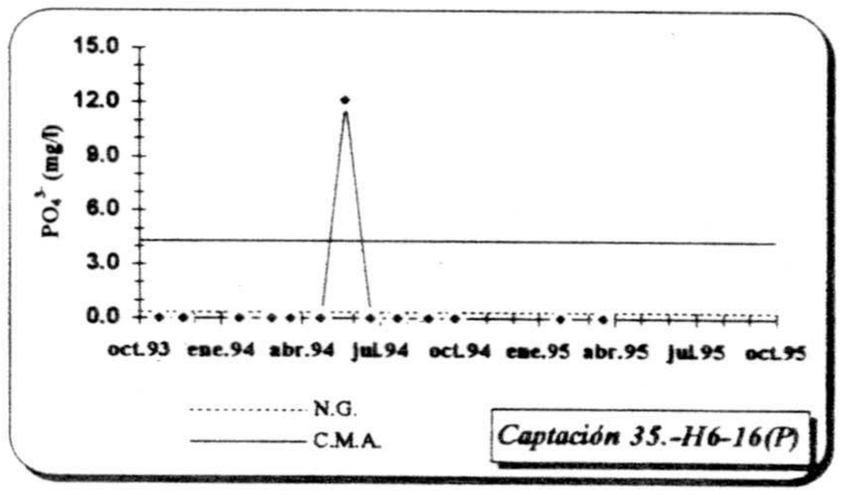
15.0
12.0
9.0
6.0
3.0
0.0
$PO_4^{3-}$ (mg/l)
oct.93 ene.94 abr.94 jul.94 oct.94 ene.95 abr.95 jul.95 oct.95
N.G.
C.M.A.
Captación 35.-H6-16(P)

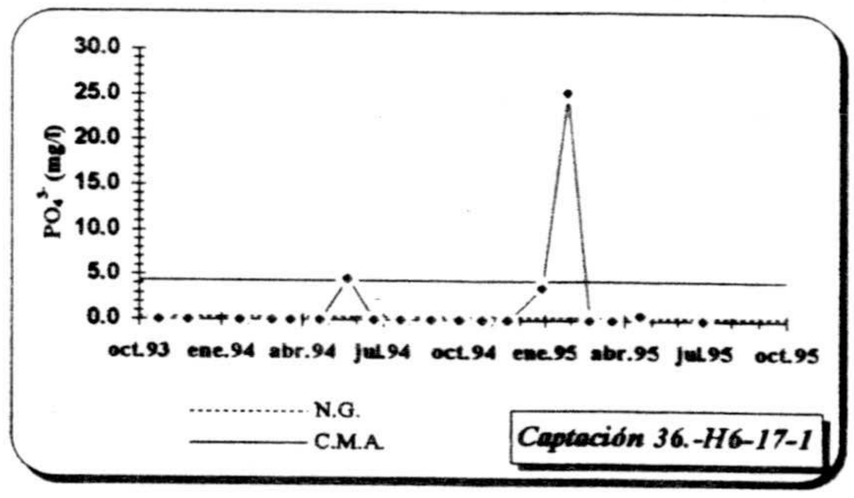
30.0
25.0
20.0
15.0
10.0
5.0
0.0
$PO_4^{3-}$ (mg/l)
oct.93 ene.94 abr.94 jul.94 oct.94 ene.95 abr.95 jul.95 oct.95
N.G.
C.M.A.
Captación 36.-H6-17-1

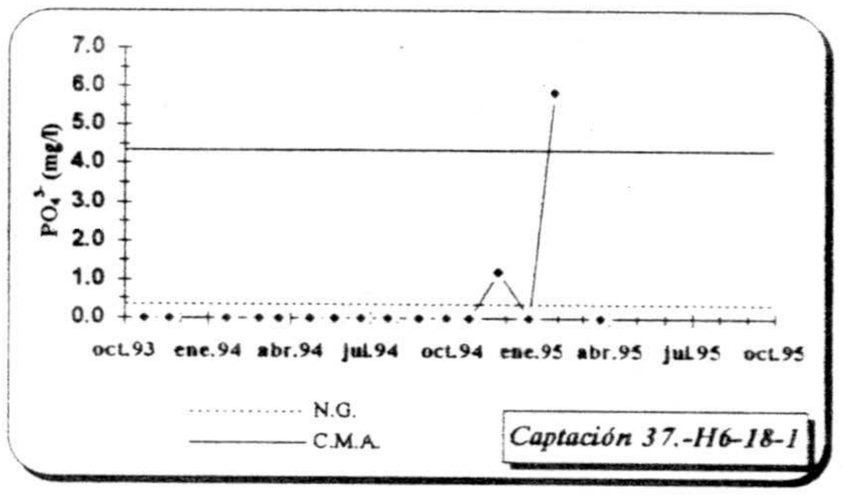
7.0
6.0
5.0
4.0
3.0
2.0
1.0
0.0
$PO_4^{3-}$ (mg/l)
oct.93 ene.94 abr.94 jul.94 oct.94 ene.95 abr.95 jul.95 oct.95
N.G.
C.M.A.
Captación 37.-H6-18-1

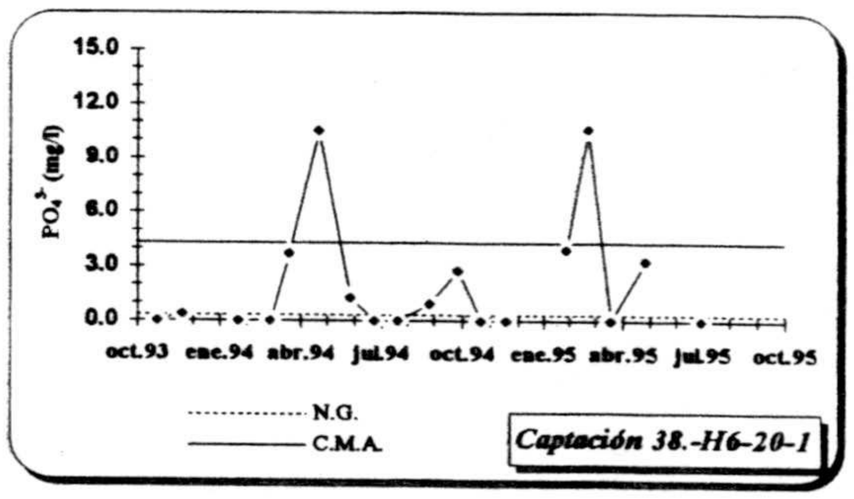
15.0
12.0
9.0
6.0
3.0
0.0
$PO_4^{3-}$ (mg/l)
oct.93 ene.94 abr.94 jul.94 oct.94 ene.95 abr.95 jul.95 oct.95
N.G.
C.M.A.
Captación 38.-H6-20-1

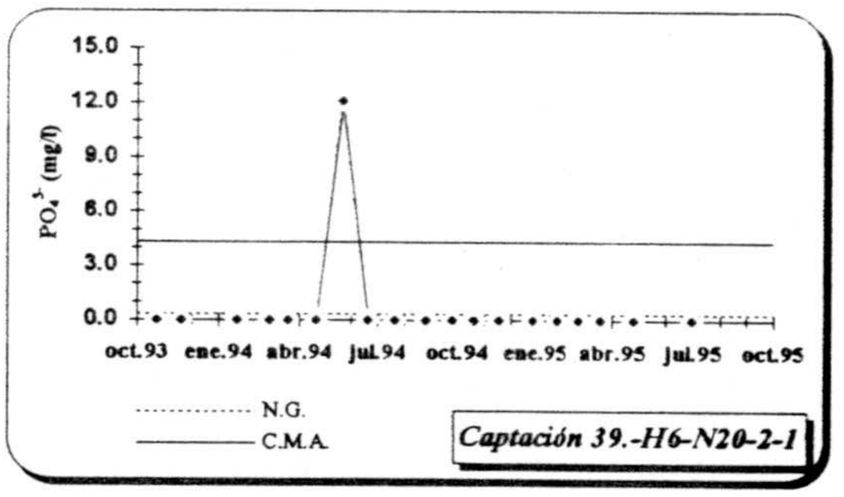
15.0
12.0
9.0
6.0
3.0
0.0
$PO_4^{3-}$ (mg/l)
oct.93 ene.94 abr.94 jul.94 oct.94 ene.95 abr.95 jul.95 oct.95
N.G.
C.M.A.
Captación 39.-H6-N20-2-1

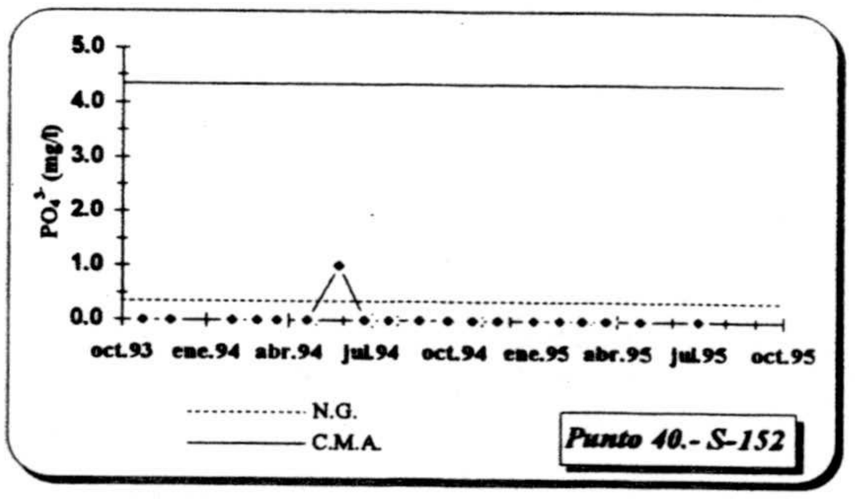
5.0
4.0
3.0
2.0
1.0
0.0
$PO_4^{3-}$ (mg/l)
oct.93 ene.94 abr.94 jul.94 oct.94 ene.95 abr.95 jul.95 oct.95
N.G.
C.M.A.
Punto 40.- S-152

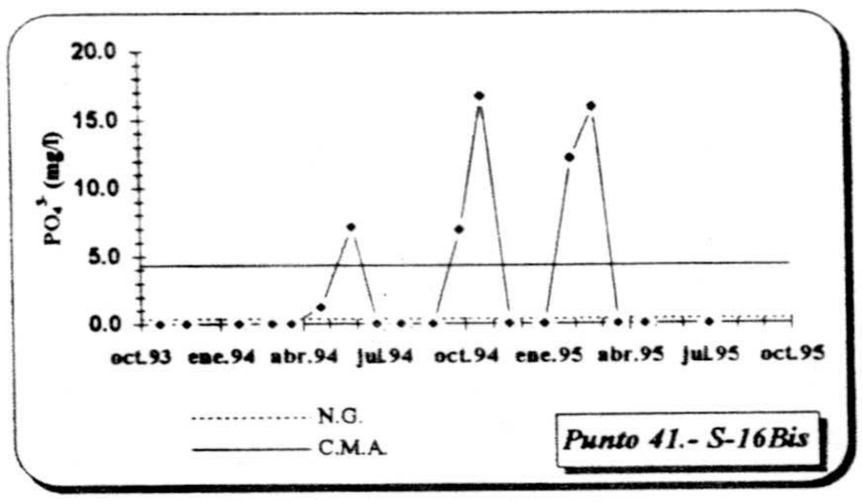


*Punto 41.- S-16Bis*

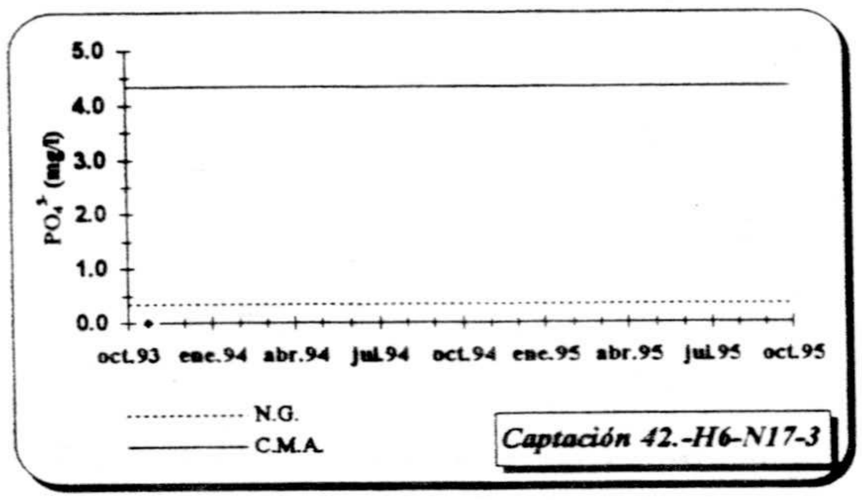


*Captación 42.-H6-N17-3*

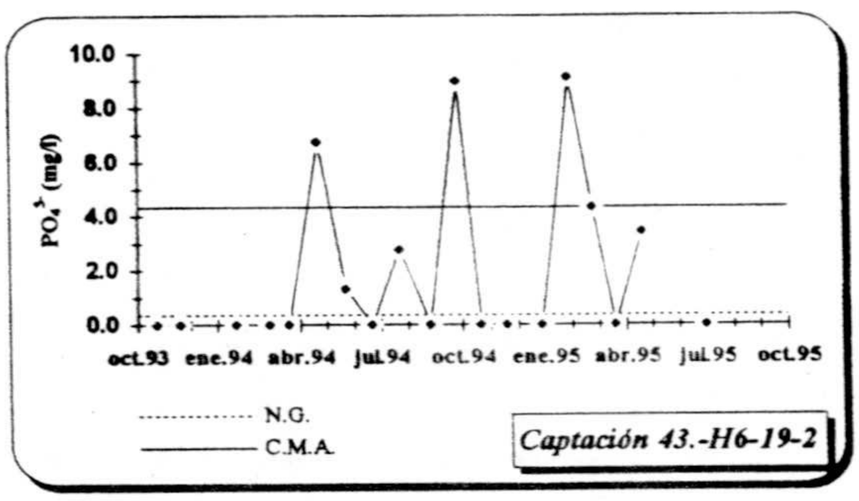


*Captación 43.-H6-19-2*

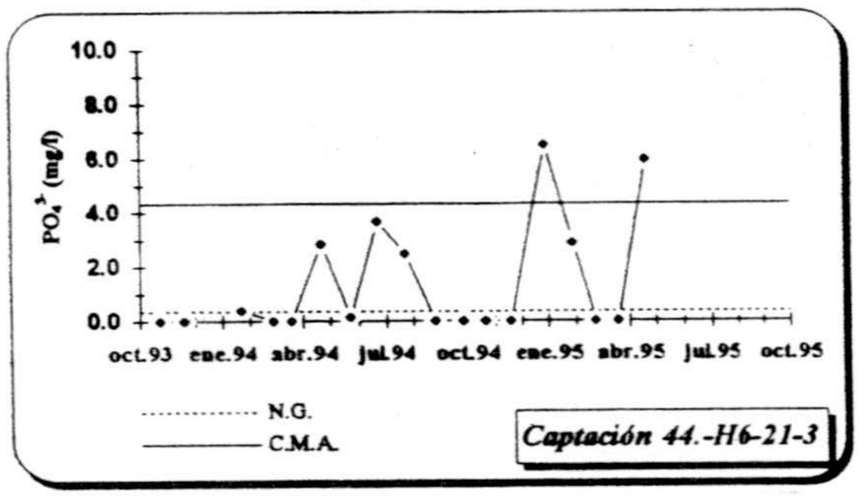


*Captación 44.-H6-21-3*

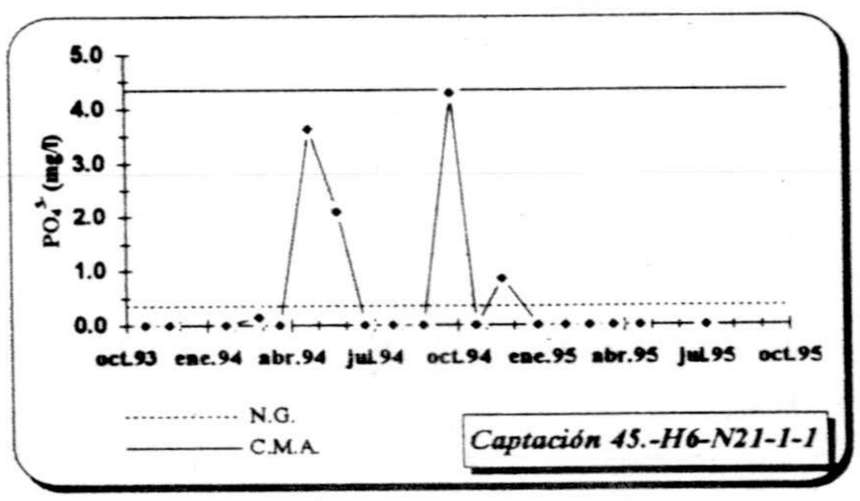


*Captación 45.-H6-N21-1-1*

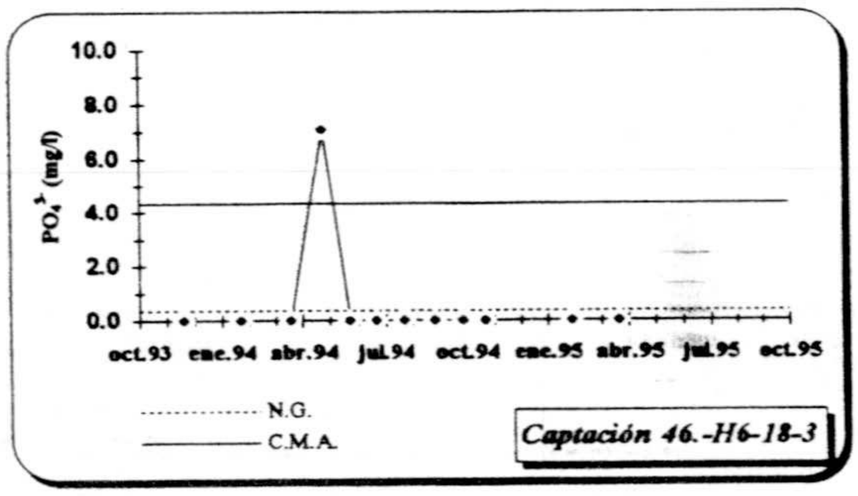


*Captación 46.-H6-18-3*

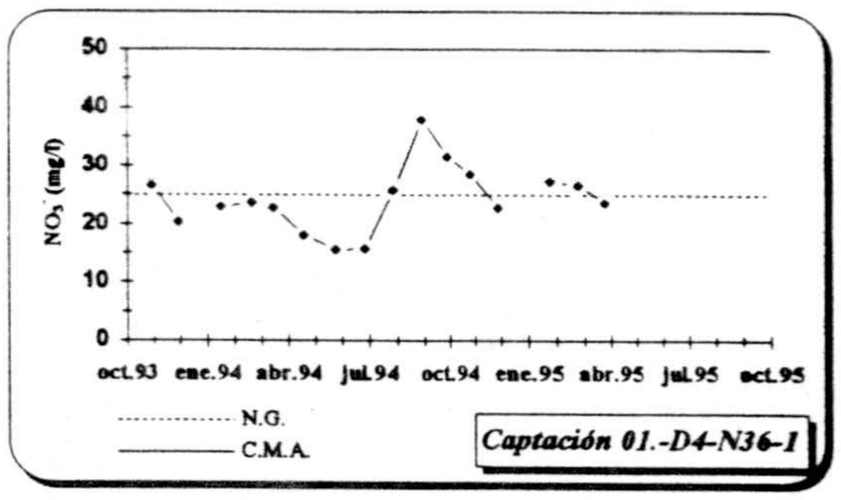
50
40
30
20
10
0
$NO_3^-$ (mg/l)
oct.93 ene.94 abr.94 jul.94 oct.94 ene.95 abr.95 jul.95 oct.95
N.G.
C.M.A.
Captación 01.-D4-N36-1

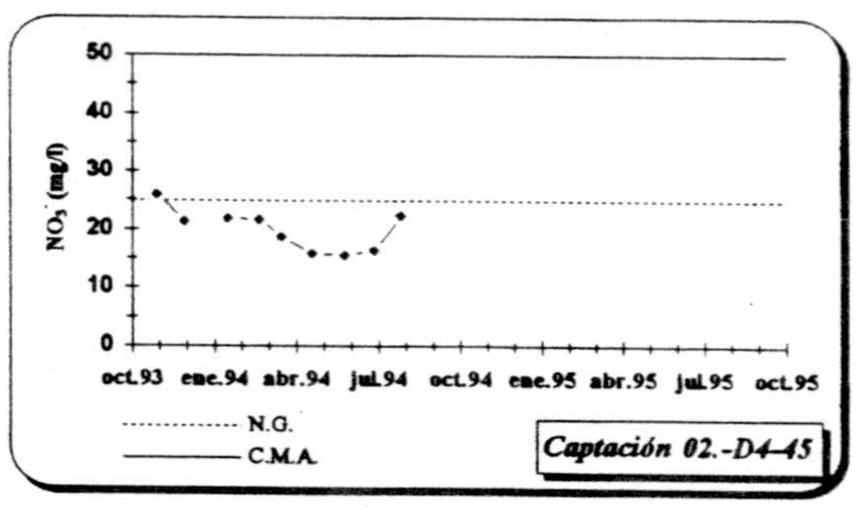
50
40
30
20
10
0
$NO_3^-$ (mg/l)
oct.93 ene.94 abr.94 jul.94 oct.94 ene.95 abr.95 jul.95 oct.95
N.G.
C.M.A.
Captación 02.-D4-45

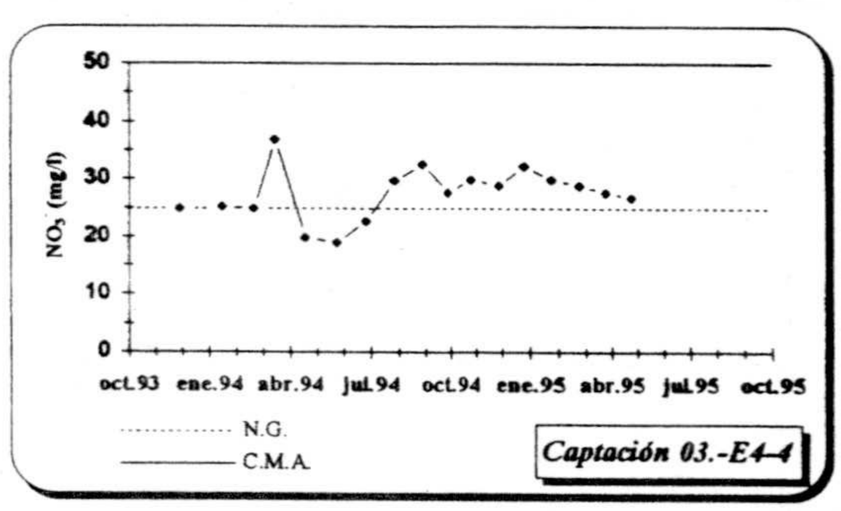
50
40
30
20
10
0
$NO_3^-$ (mg/l)
oct.93 ene.94 abr.94 jul.94 oct.94 ene.95 abr.95 jul.95 oct.95
N.G.
C.M.A.
Captación 03.-E4-4

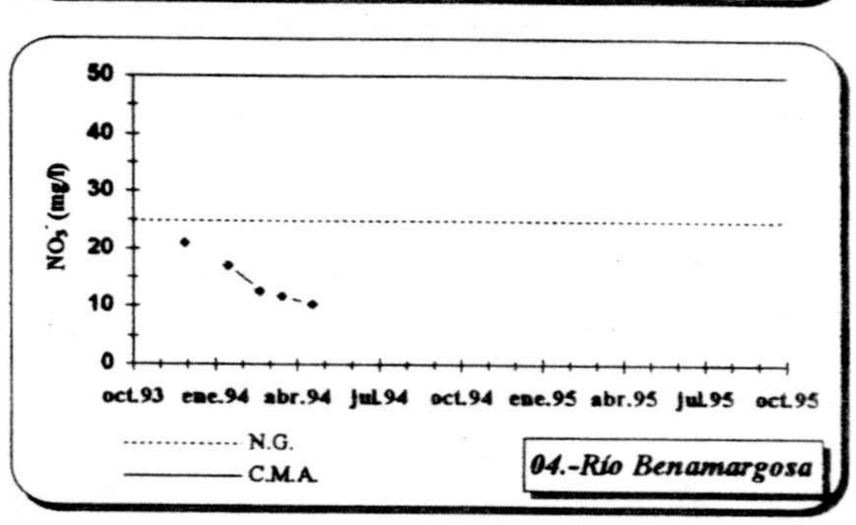
50
40
30
20
10
0
$NO_3^-$ (mg/l)
oct.93 ene.94 abr.94 jul.94 oct.94 ene.95 abr.95 jul.95 oct.95
N.G.
C.M.A.
04.-Río Benamargosa

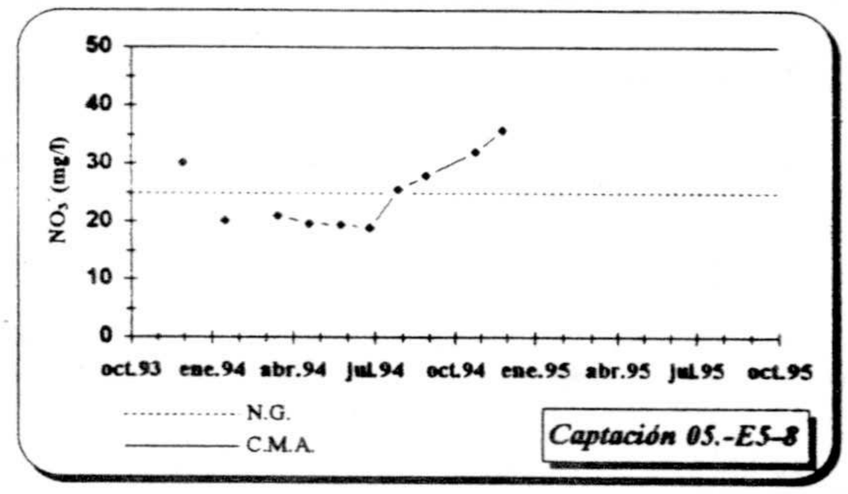
50
40
30
20
10
0
$NO_3^-$ (mg/l)
oct.93 ene.94 abr.94 jul.94 oct.94 ene.95 abr.95 jul.95 oct.95
N.G.
C.M.A.
Captación 05.-E5-8

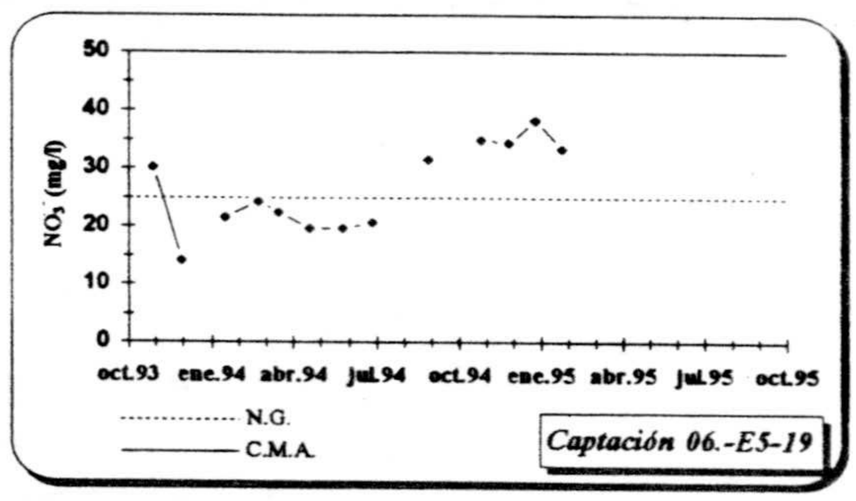
50
40
30
20
10
0
$NO_3^-$ (mg/l)
oct.93 ene.94 abr.94 jul.94 oct.94 ene.95 abr.95 jul.95 oct.95
N.G.
C.M.A.
Captación 06.-E5-19

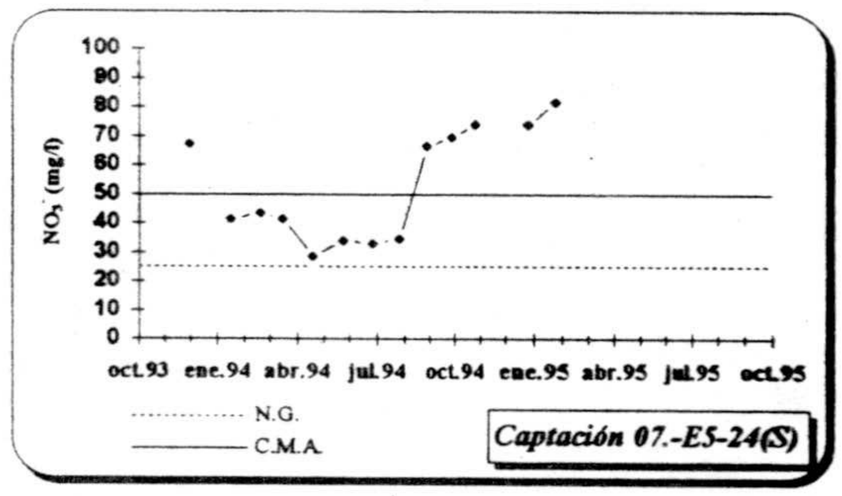
100
90
80
70
60
50
40
30
20
10
0
$NO_3^-$ (mg/l)
oct.93 ene.94 abr.94 jul.94 oct.94 ene.95 abr.95 jul.95 oct.95
N.G.
C.M.A.
Captación 07.-E5-24(S)

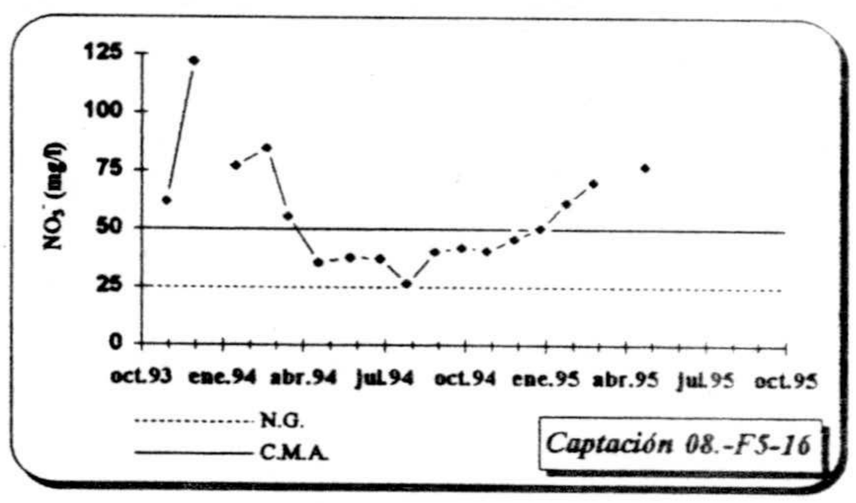
125
100
75
50
25
0
$NO_3^-$ (mg/l)
oct.93 ene.94 abr.94 jul.94 oct.94 ene.95 abr.95 jul.95 oct.95
N.G.
C.M.A.
Captación 08.-F5-16

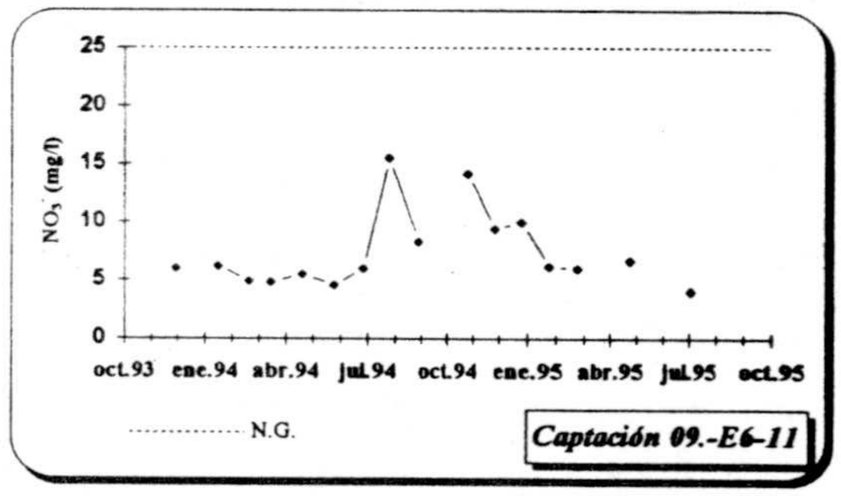
25
20
15
10
5
0
$NO_3^-$ (mg/l)
oct.93 ene.94 abr.94 jul.94 oct.94 ene.95 abr.95 jul.95 oct.95
N.G.
Captación 09.-E6-11

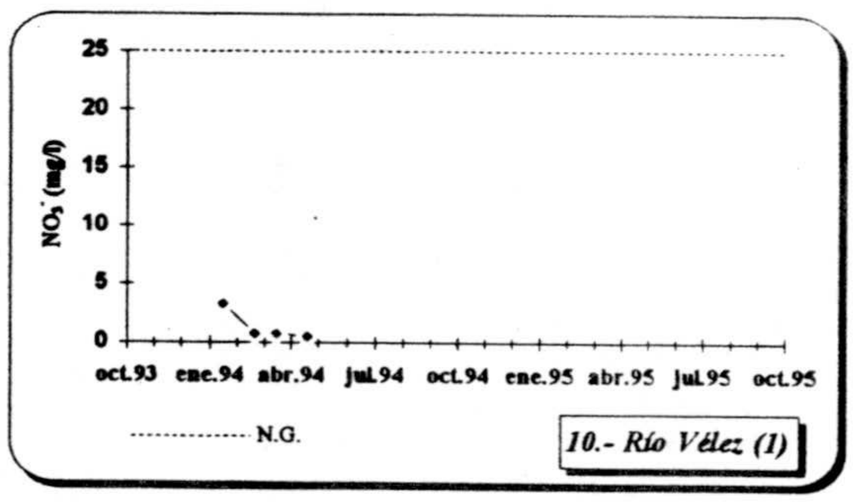
25
20
15
10
5
0
$NO_3^-$ (mg/l)
oct.93 ene.94 abr.94 jul.94 oct.94 ene.95 abr.95 jul.95 oct.95
N.G.
10.- Río Vélez (1)

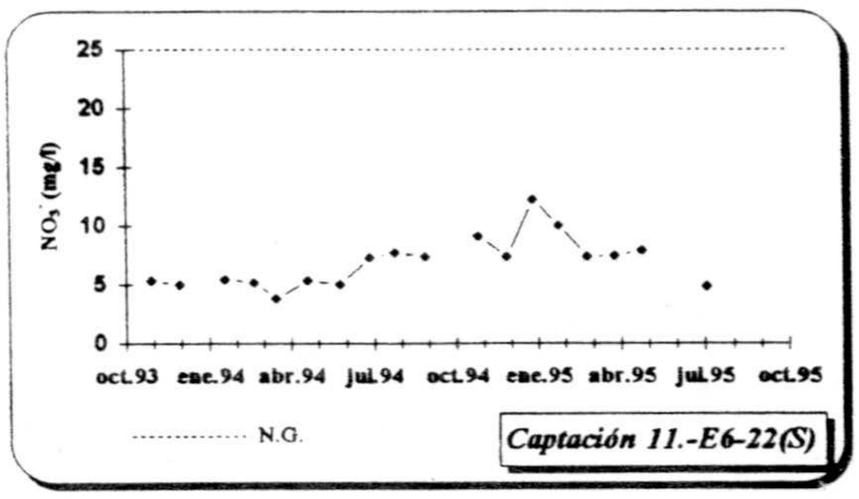
25
20
15
10
5
0
$NO_3^-$ (mg/l)
oct.93 ene.94 abr.94 jul.94 oct.94 ene.95 abr.95 jul.95 oct.95
N.G.
Captación 11.-E6-22(S)

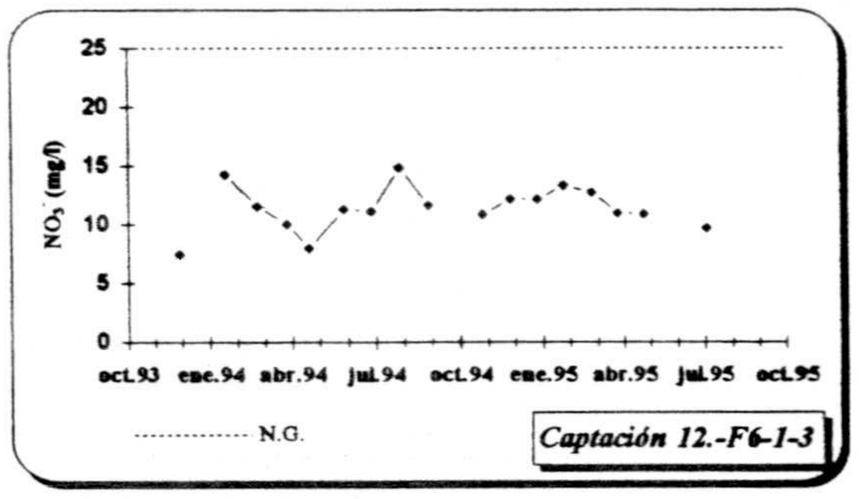
25
20
15
10
5
0
$NO_3^-$ (mg/l)
oct.93 ene.94 abr.94 jul.94 oct.94 ene.95 abr.95 jul.95 oct.95
N.G.
Captación 12.-F6-1-3

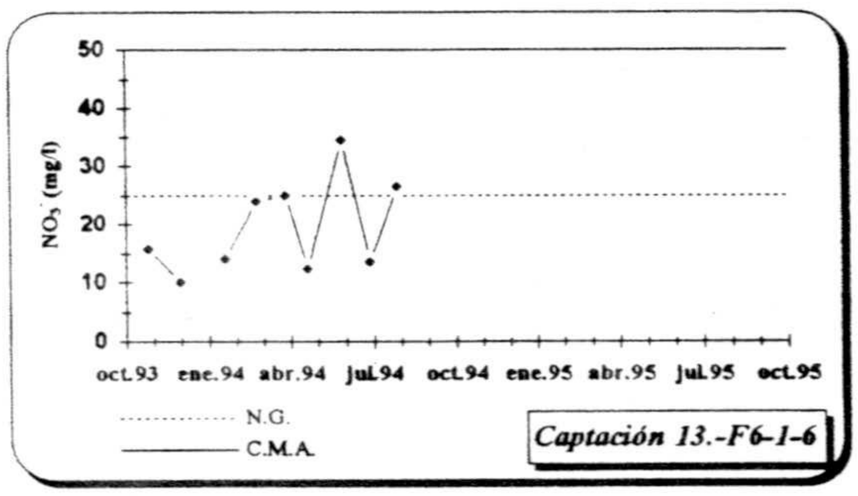
50
40
30
20
10
0
$NO_3^-$ (mg/l)
oct.93 ene.94 abr.94 jul.94 oct.94 ene.95 abr.95 jul.95 oct.95
N.G.
C.M.A.
Captación 13.-F6-1-6

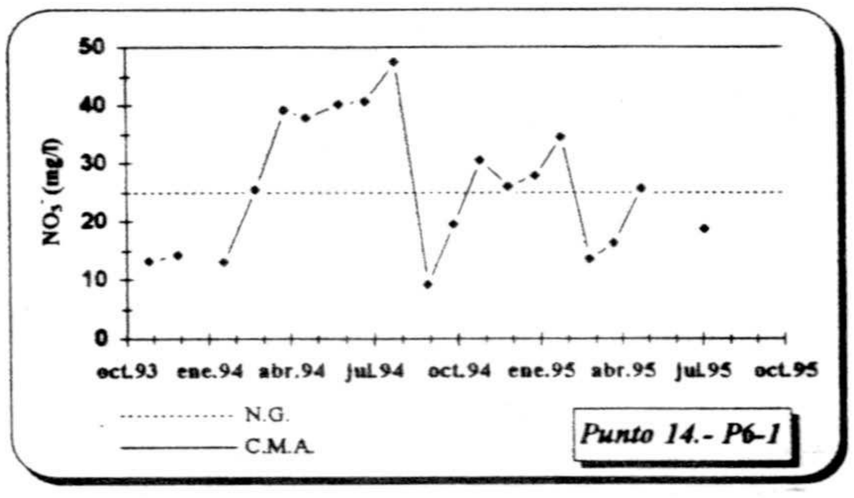
50
40
30
20
10
0
$NO_3^-$ (mg/l)
oct.93 ene.94 abr.94 jul.94 oct.94 ene.95 abr.95 jul.95 oct.95
N.G.
C.M.A.
Punto 14.- P6-1

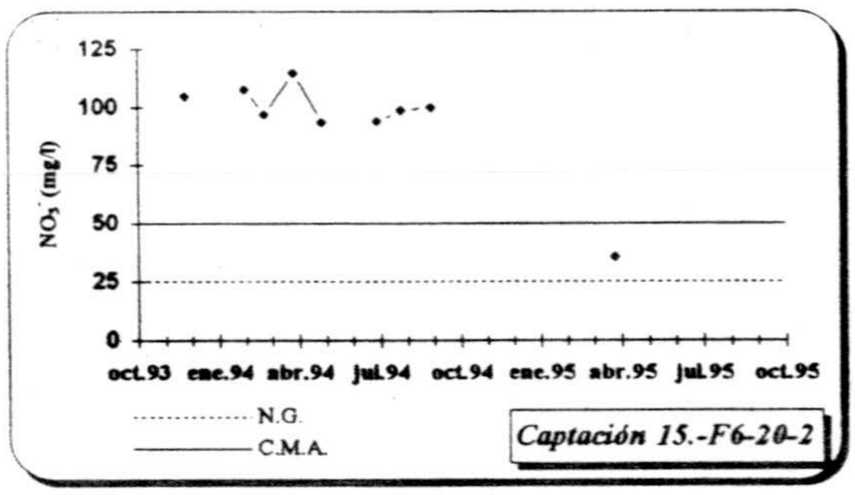
125
100
75
50
25
0
$NO_3^-$ (mg/l)
oct.93 ene.94 abr.94 jul.94 oct.94 ene.95 abr.95 jul.95 oct.95
N.G.
C.M.A.
Captación 15.-F6-20-2

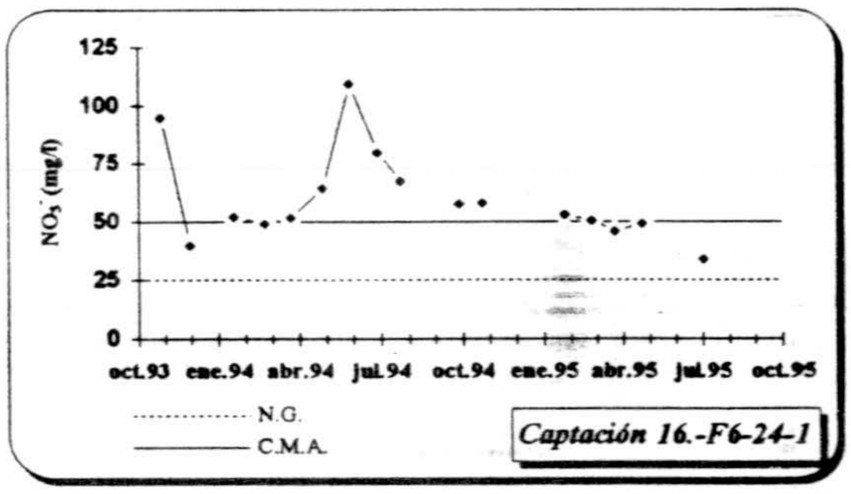
125
100
75
50
25
0
$NO_3^-$ (mg/l)
oct.93 ene.94 abr.94 jul.94 oct.94 ene.95 abr.95 jul.95 oct.95
N.G.
C.M.A.
Captación 16.-F6-24-1

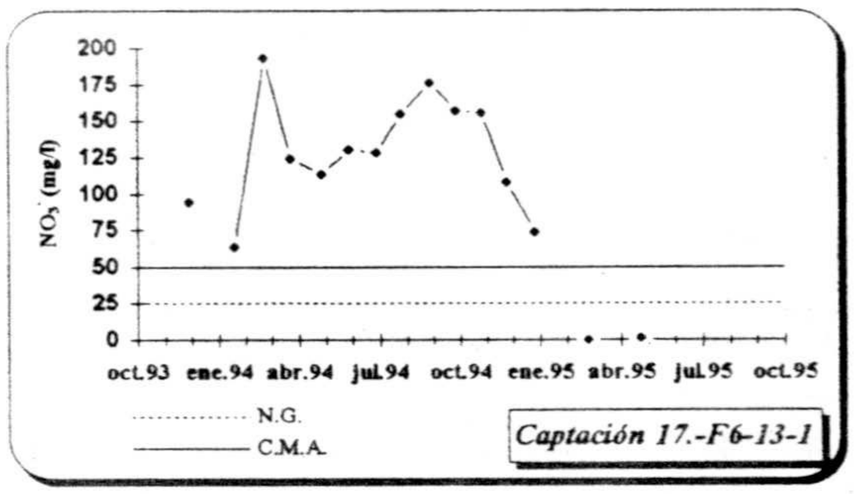
200
175
150
125
100
75
50
25
0
$NO_3^-$ (mg/l)
oct.93 ene.94 abr.94 jul.94 oct.94 ene.95 abr.95 jul.95 oct.95
N.G.
C.M.A.
Captación 17.-F6-13-1

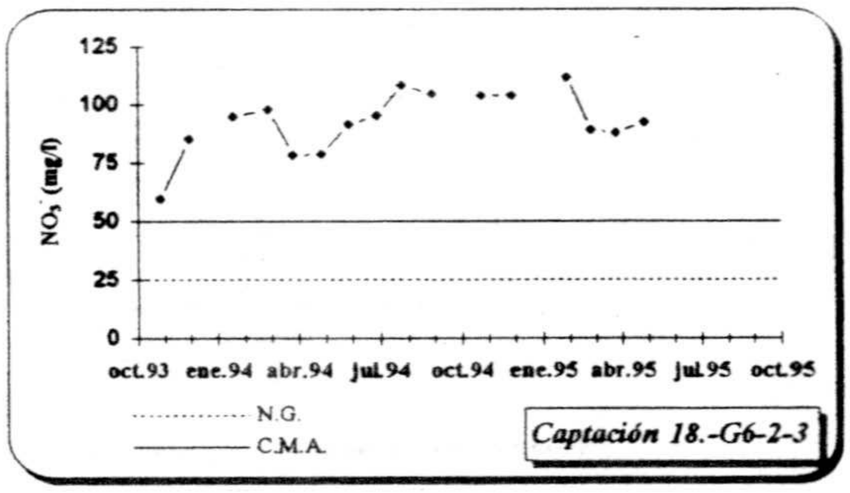
125
100
75
50
25
0
$NO_3^-$ (mg/l)
oct.93 ene.94 abr.94 jul.94 oct.94 ene.95 abr.95 jul.95 oct.95
N.G.
C.M.A.
Captación 18.-G6-2-3

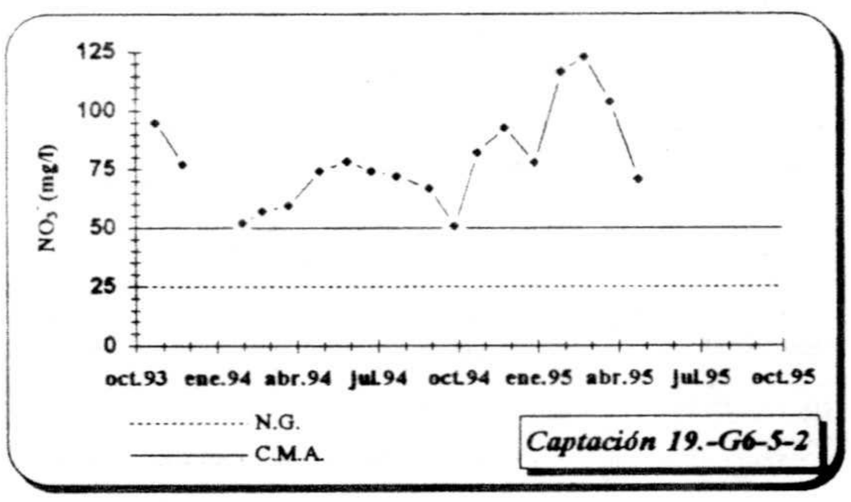
125
100
75
50
25
0
$NO_3^-$ (mg/l)
oct.93 ene.94 abr.94 jul.94 oct.94 ene.95 abr.95 jul.95 oct.95
N.G.
C.M.A.
Captación 19.-G6-5-2

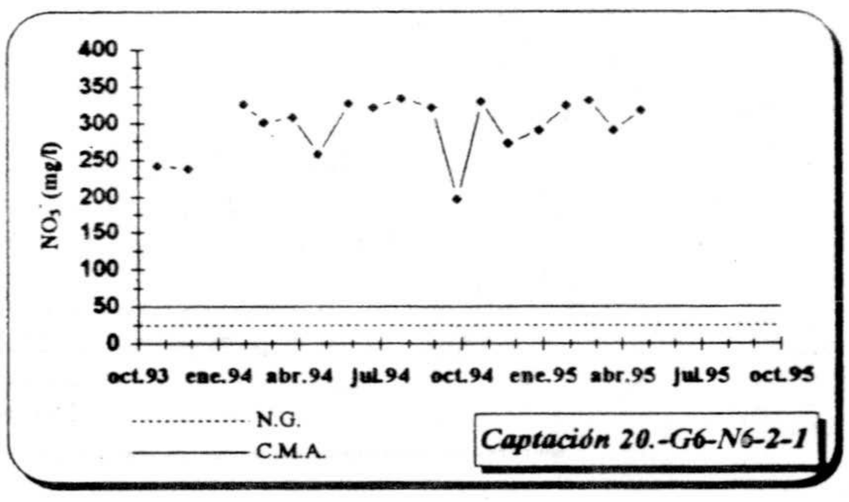
400
350
300
250
200
150
100
50
0
$NO_3^-$ (mg/l)
oct.93 ene.94 abr.94 jul.94 oct.94 ene.95 abr.95 jul.95 oct.95
N.G.
C.M.A.
Captación 20.-G6-N6-2-1

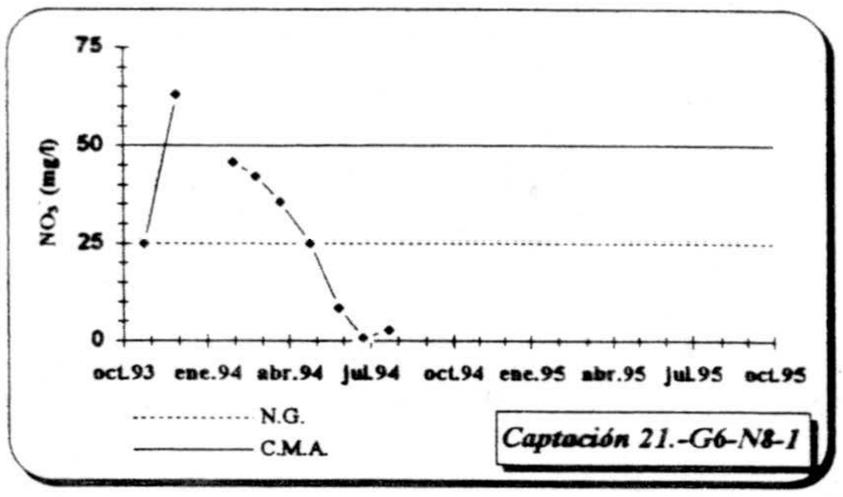
75
50
25
0
$NO_3^-$ (mg/l)
oct.93 ene.94 abr.94 jul.94 oct.94 ene.95 abr.95 jul.95 oct.95
N.G.
C.M.A.
Captación 21.-G6-N8-1

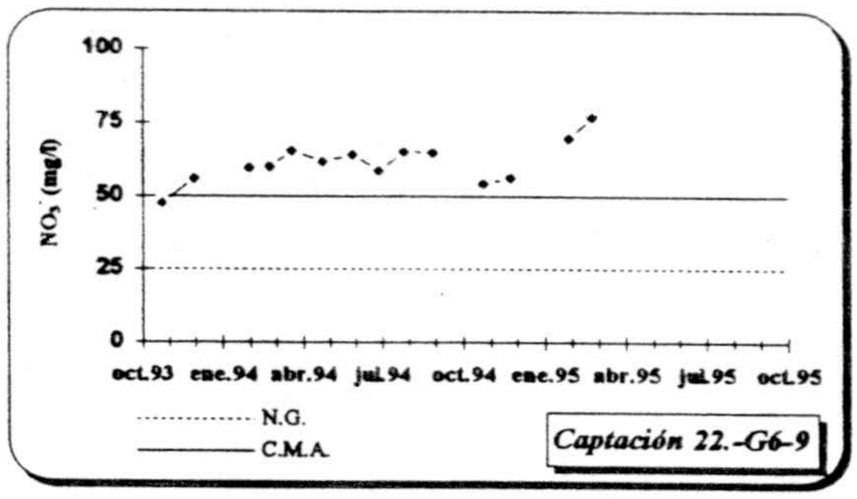
100
75
50
25
0
$NO_3^-$ (mg/l)
oct.93 ene.94 abr.94 jul.94 oct.94 ene.95 abr.95 jul.95 oct.95
N.G.
C.M.A.
Captación 22.-G6-9

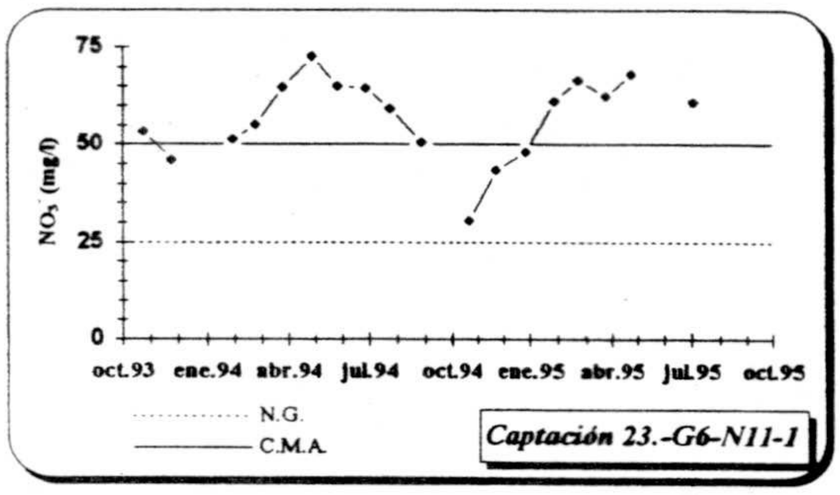
75
50
25
0
$NO_3^-$ (mg/l)
oct.93 ene.94 abr.94 jul.94 oct.94 ene.95 abr.95 jul.95 oct.95
N.G.
C.M.A.
Captación 23.-G6-N11-1

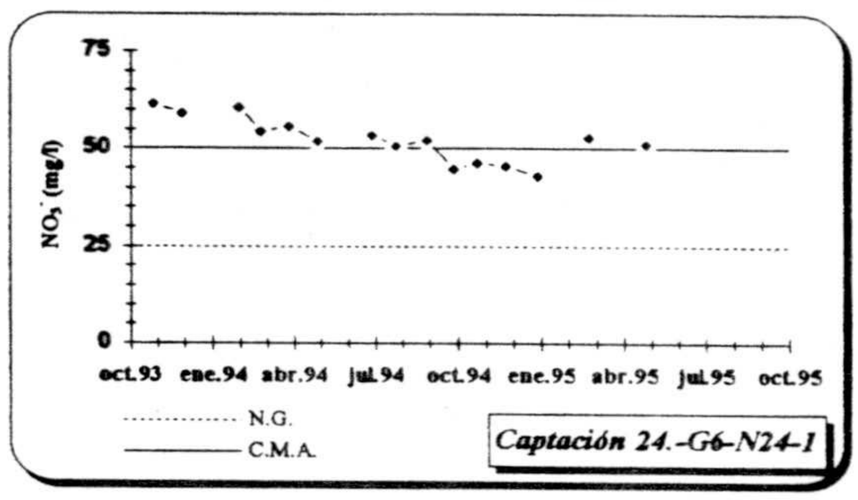
75
50
25
0
$NO_3^-$ (mg/l)
oct.93 ene.94 abr.94 jul.94 oct.94 ene.95 abr.95 jul.95 oct.95
N.G.
C.M.A.
Captación 24.-G6-N24-1

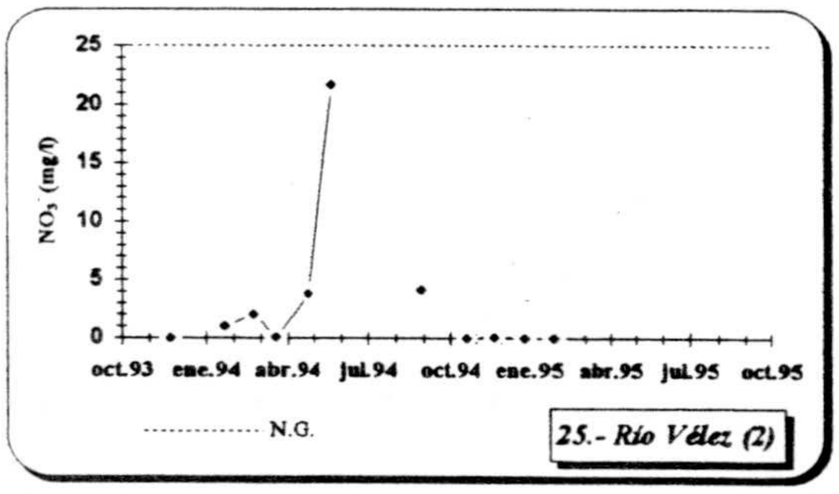
25
20
15
10
5
0
$NO_3^-$ (mg/l)
oct.93 ene.94 abr.94 jul.94 oct.94 ene.95 abr.95 jul.95 oct.95
N.G.
25.- Río Vélez (2)

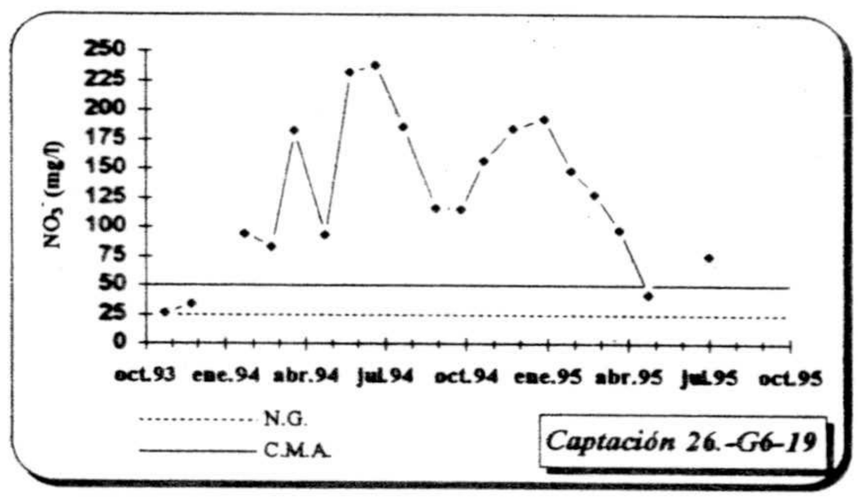
250
225
200
175
150
125
100
75
50
25
0
$NO_3^-$ (mg/l)
oct.93 ene.94 abr.94 jul.94 oct.94 ene.95 abr.95 jul.95 oct.95
N.G.
C.M.A.
Captación 26.-G6-19

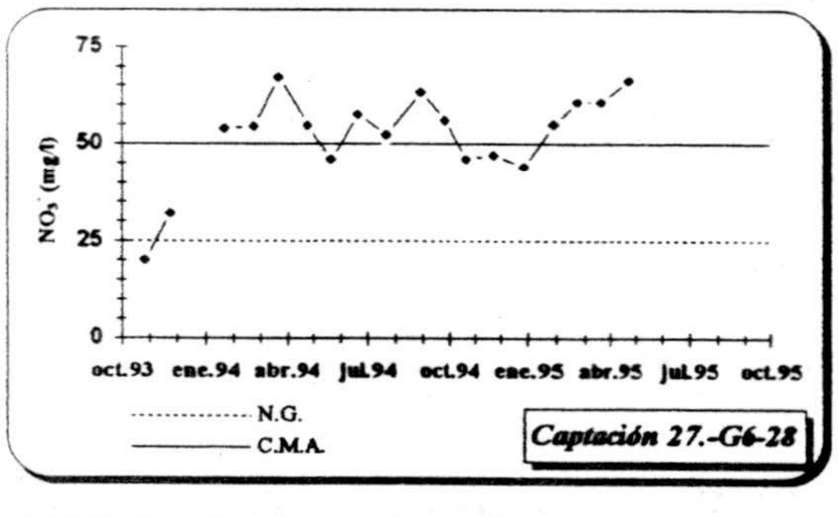
75
50
25
0
$NO_3^-$ (mg/l)
oct.93 ene.94 abr.94 jul.94 oct.94 ene.95 abr.95 jul.95 oct.95
N.G.
C.M.A.
Captación 27.-G6-28

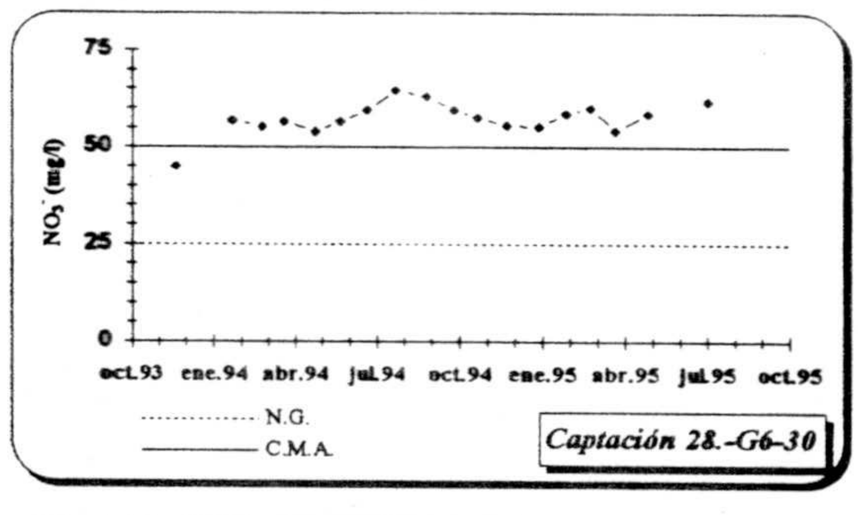
75
50
25
0
$NO_3^-$ (mg/l)
oct.93 ene.94 abr.94 jul.94 oct.94 ene.95 abr.95 jul.95 oct.95
N.G.
C.M.A.
Captación 28.-G6-30

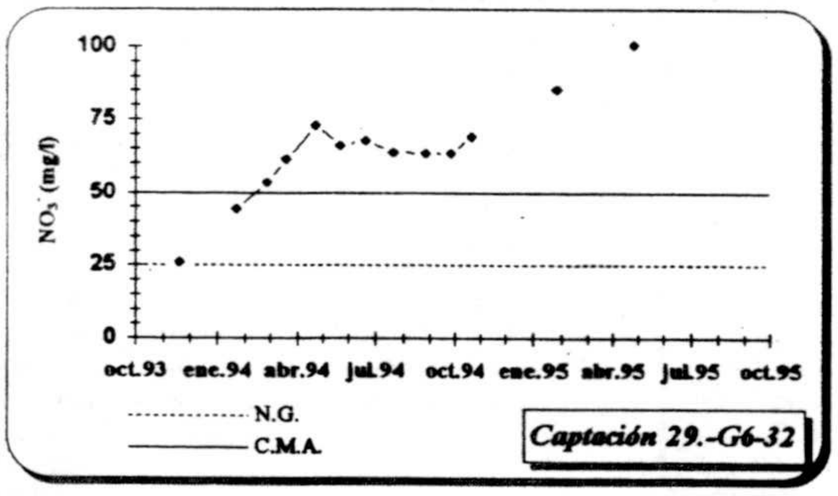
100
75
50
25
0
$NO_3^-$ (mg/l)
oct.93 ene.94 abr.94 jul.94 oct.94 ene.95 abr.95 jul.95 oct.95
N.G.
C.M.A.
Captación 29.-G6-32

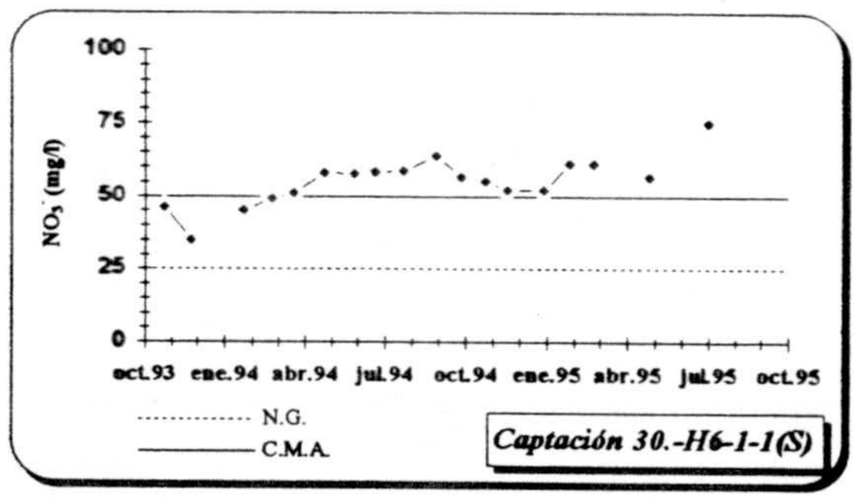
100
75
50
25
0
$NO_3^-$ (mg/l)
oct.93 ene.94 abr.94 jul.94 oct.94 ene.95 abr.95 jul.95 oct.95
N.G.
C.M.A.
Captación 30.-H6-1-1(S)

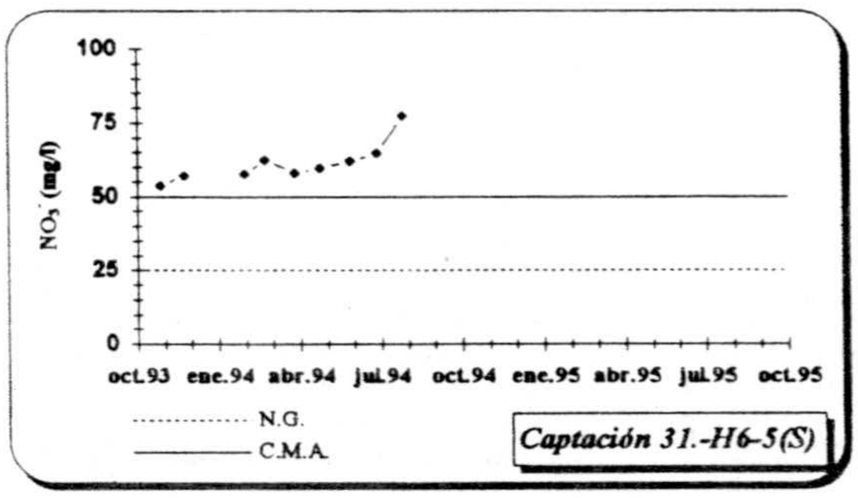
100
75
50
25
0
NO3 (mg/l)
oct.93 ene.94 abr.94 jul.94 oct.94 ene.95 abr.95 jul.95 oct.95
N.G.
C.M.A.
Captación 31.-H6-5(S)

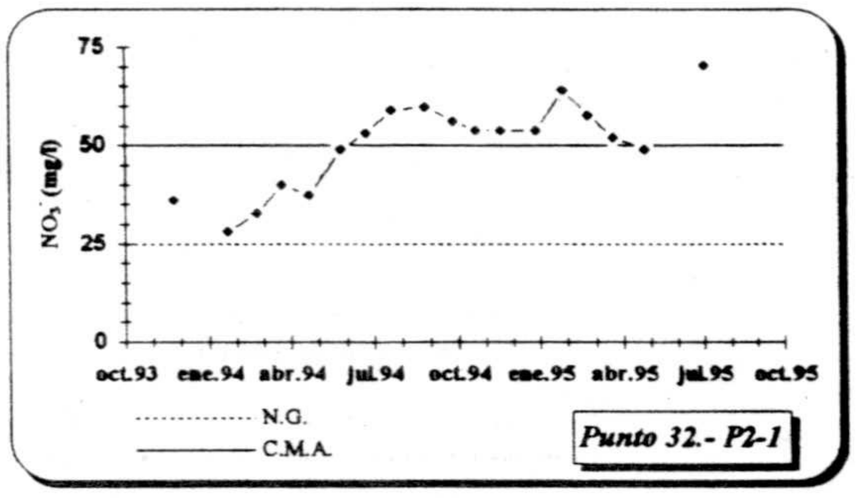
75
50
25
0
NO3 (mg/l)
oct.93 ene.94 abr.94 jul.94 oct.94 ene.95 abr.95 jul.95 oct.95
N.G.
C.M.A.
Punto 32.- P2-1

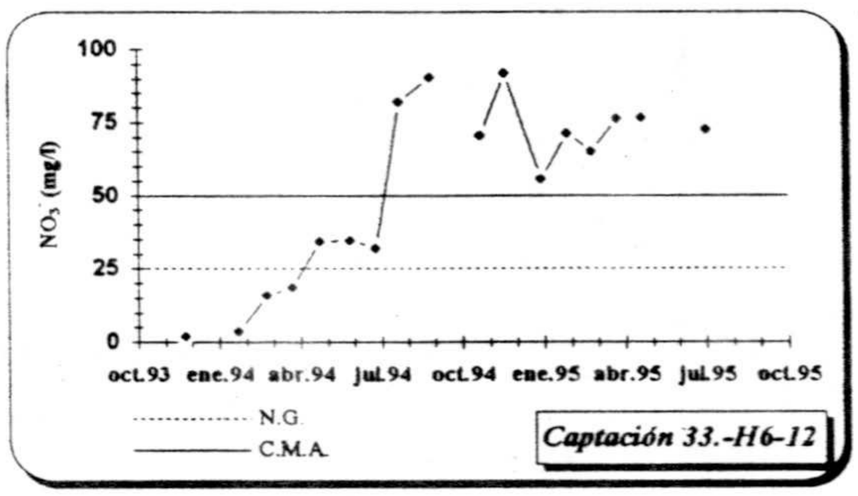
100
75
50
25
0
NO3 (mg/l)
oct.93 ene.94 abr.94 jul.94 oct.94 ene.95 abr.95 jul.95 oct.95
N.G.
C.M.A.
Captación 33.-H6-12

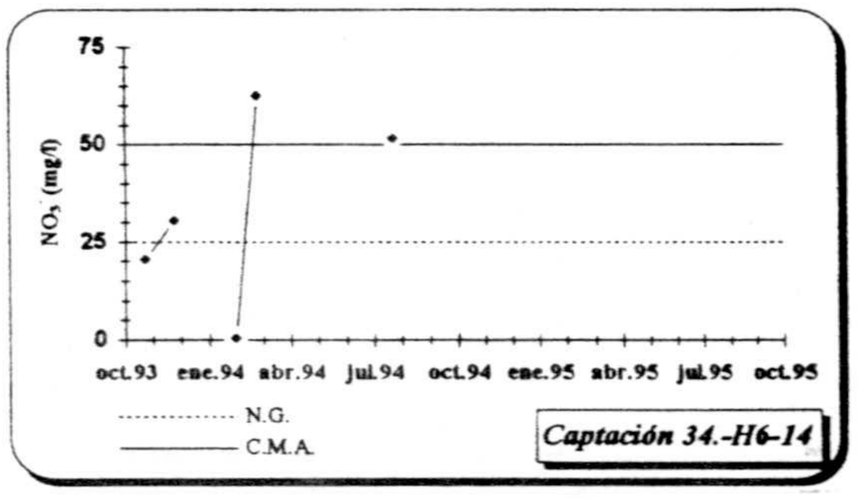
75
50
25
0
NO3 (mg/l)
oct.93 ene.94 abr.94 jul.94 oct.94 ene.95 abr.95 jul.95 oct.95
N.G.
C.M.A.
Captación 34.-H6-14

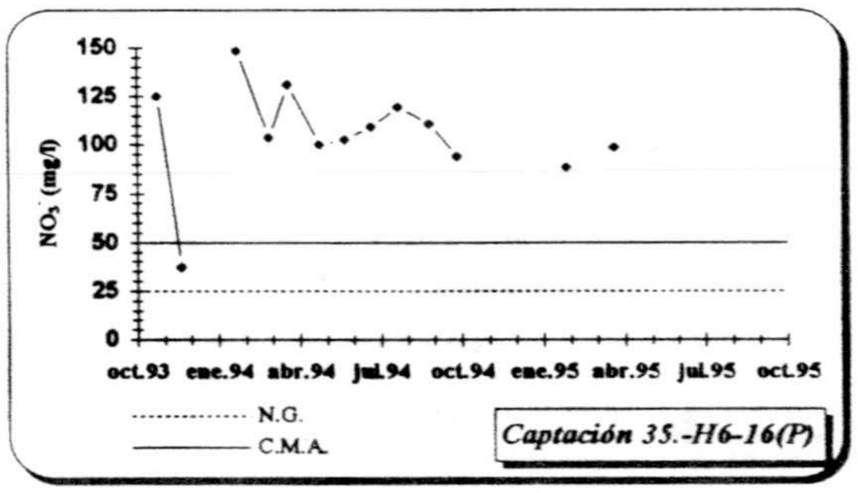
150
125
100
75
50
25
0
NO3 (mg/l)
oct.93 ene.94 abr.94 jul.94 oct.94 ene.95 abr.95 jul.95 oct.95
N.G.
C.M.A.
Captación 35.-H6-16(P)

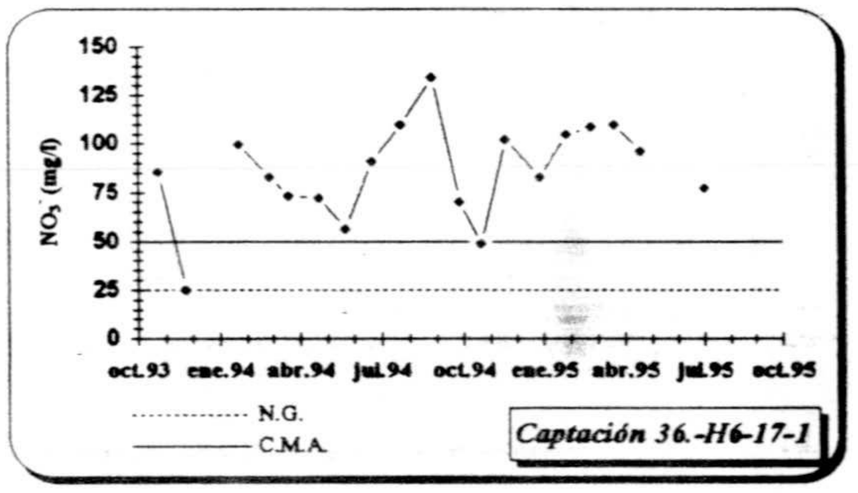
150
125
100
75
50
25
0
NO3 (mg/l)
oct.93 ene.94 abr.94 jul.94 oct.94 ene.95 abr.95 jul.95 oct.95
N.G.
C.M.A.
Captación 36.-H6-17-1

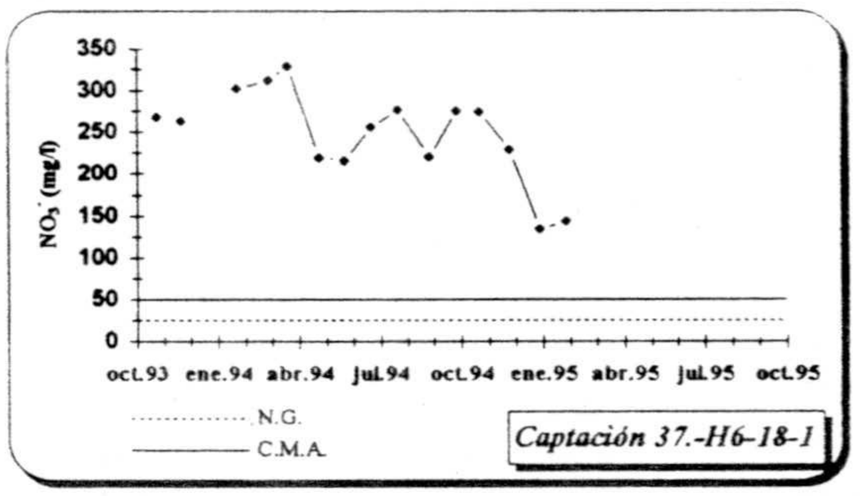
350
300
250
200
150
100
50
0
NO3 (mg/l)
oct.93 ene.94 abr.94 jul.94 oct.94 ene.95 abr.95 jul.95 oct.95
N.G.
C.M.A.
Captación 37.-H6-18-1

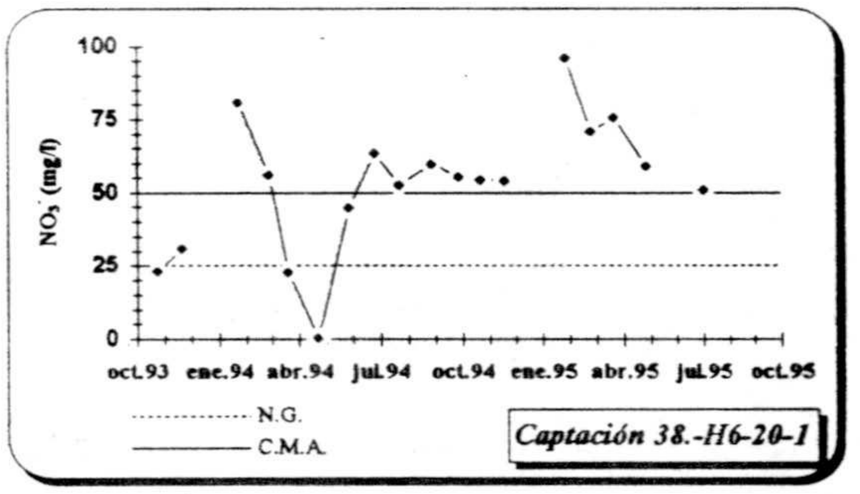
100
75
50
25
0
NO3 (mg/l)
oct.93 ene.94 abr.94 jul.94 oct.94 ene.95 abr.95 jul.95 oct.95
N.G.
C.M.A.
Captación 38.-H6-20-1

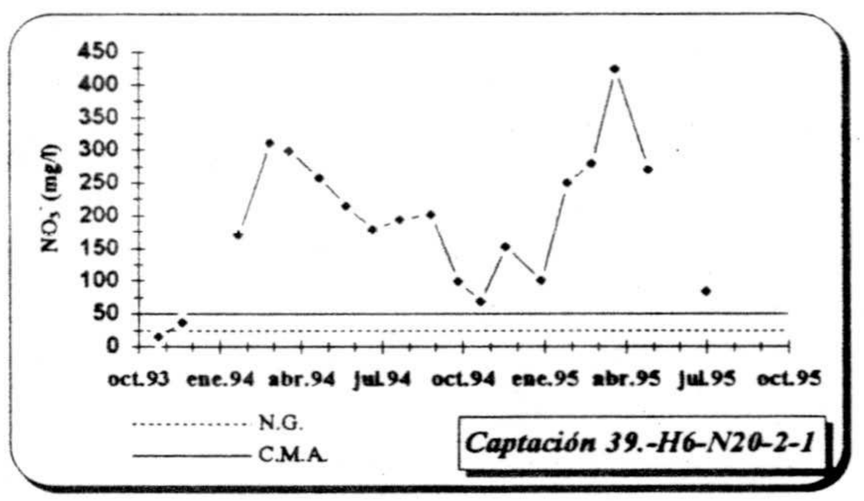
450
400
350
300
250
200
150
100
50
0
NO3 (mg/l)
oct.93 ene.94 abr.94 jul.94 oct.94 ene.95 abr.95 jul.95 oct.95
N.G.
C.M.A.
Captación 39.-H6-N20-2-1

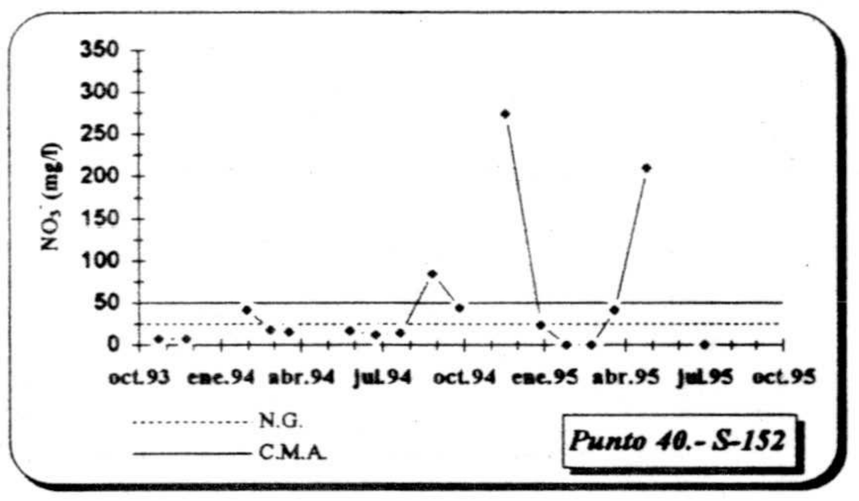
350
300
250
200
150
100
50
0
NO3 (mg/l)
oct.93 ene.94 abr.94 jul.94 oct.94 ene.95 abr.95 jul.95 oct.95
N.G.
C.M.A.
Punto 40.- S-152

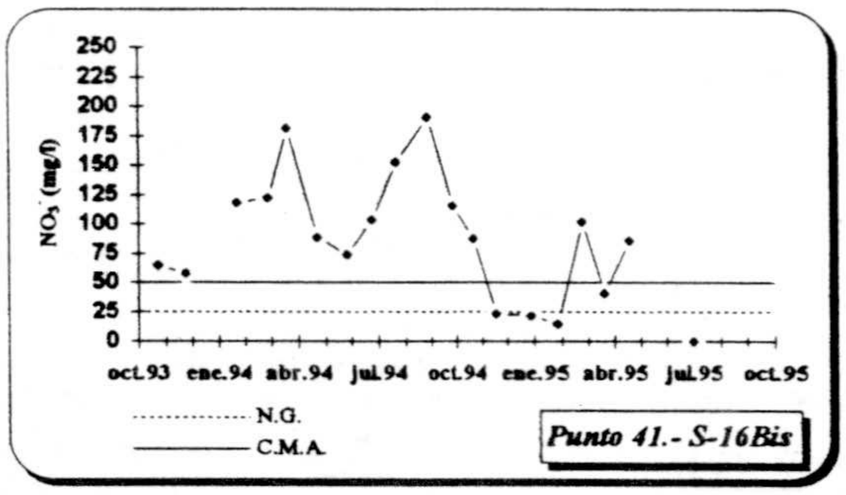
250
225
200
175
150
125
100
75
50
25
0
NO3 (mg/l)
oct.93 ene.94 abr.94 jul.94 oct.94 ene.95 abr.95 jul.95 oct.95
N.G.
C.M.A.
Punto 41.- S-16Bis


75
50
25
0
NO3 (mg/l)
oct.93 ene.94 abr.94 jul.94 oct.94 ene.95 abr.95 jul.95 oct.95
N.G.
C.M.A.
Captación 42.-H6-N17-3

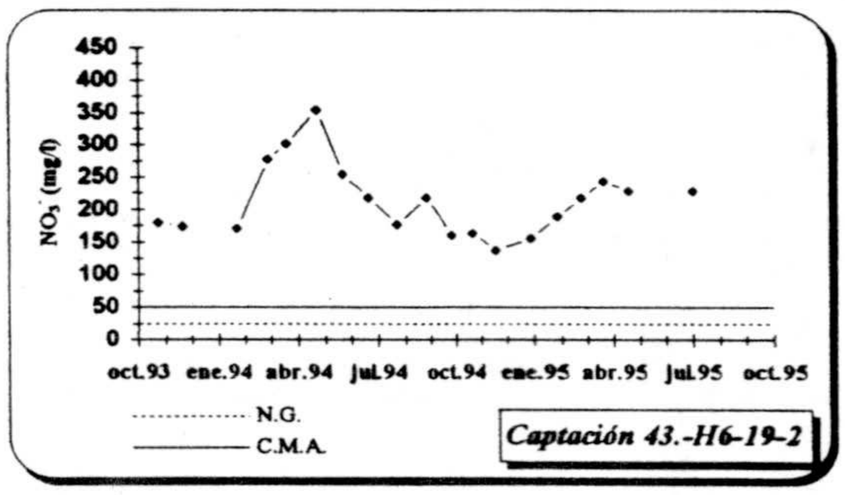
450
400
350
300
250
200
150
100
50
0
NO3 (mg/l)
oct.93 ene.94 abr.94 jul.94 oct.94 ene.95 abr.95 jul.95 oct.95
N.G.
C.M.A.
Captación 43.-H6-19-2

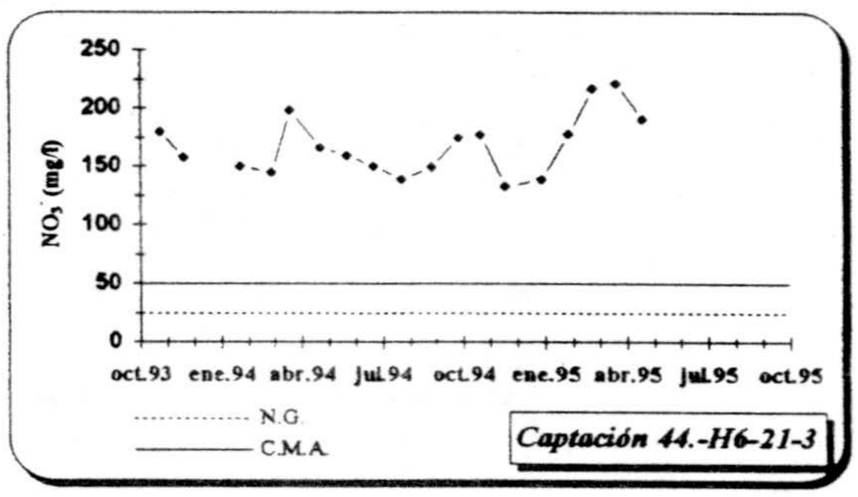
250
200
150
100
50
0
NO3 (mg/l)
oct.93 ene.94 abr.94 jul.94 oct.94 ene.95 abr.95 jul.95 oct.95
N.G.
C.M.A.
Captación 44.-H6-21-3

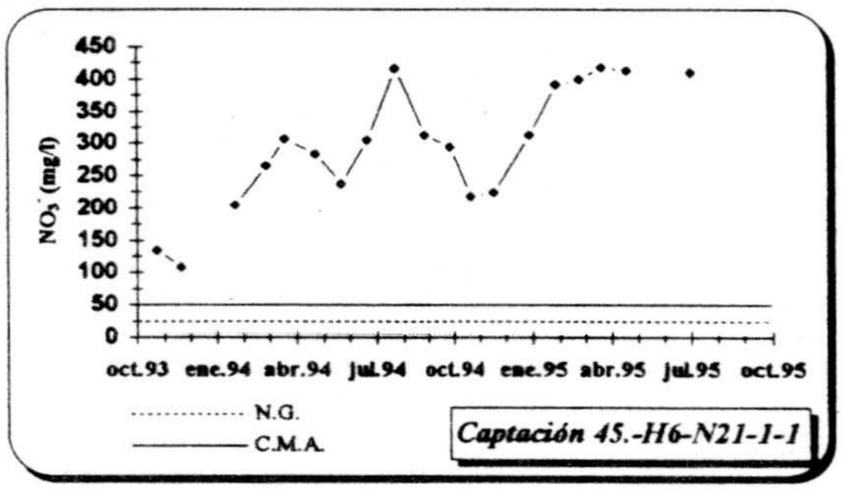
450
400
350
300
250
200
150
100
50
0
NO3 (mg/l)
oct.93 ene.94 abr.94 jul.94 oct.94 ene.95 abr.95 jul.95 oct.95
N.G.
C.M.A.
Captación 45.-H6-N21-1-1

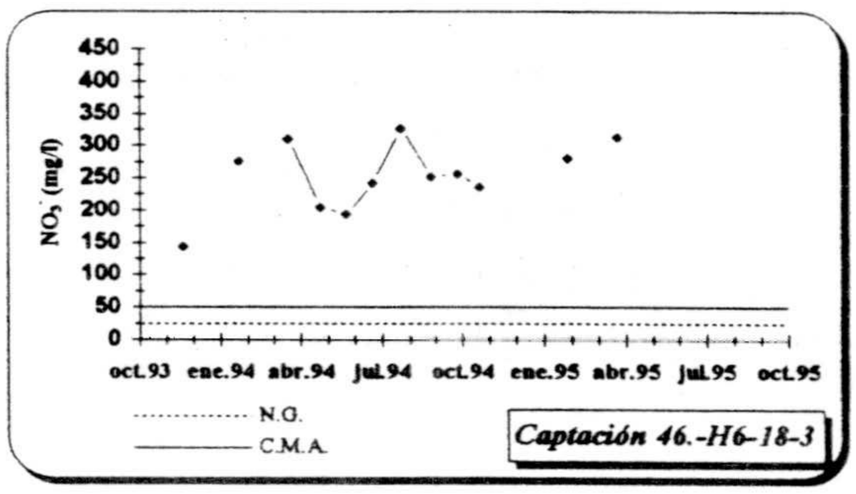
450
400
350
300
250
200
150
100
50
0
NO3 (mg/l)
oct.93 ene.94 abr.94 jul.94 oct.94 ene.95 abr.95 jul.95 oct.95
N.G.
C.M.A.
Captación 46.-H6-18-3

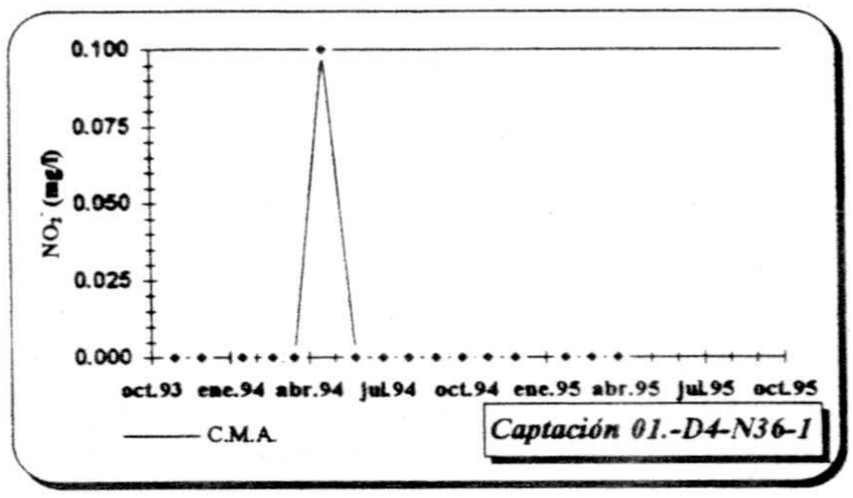
0.100
0.075
0.050
0.025
0.000
$NO_2^-$ (mg/l)
oct.93 ene.94 abr.94 jul.94 oct.94 ene.95 abr.95 jul.95 oct.95
C.M.A.
Captación 01.-D4-N36-1

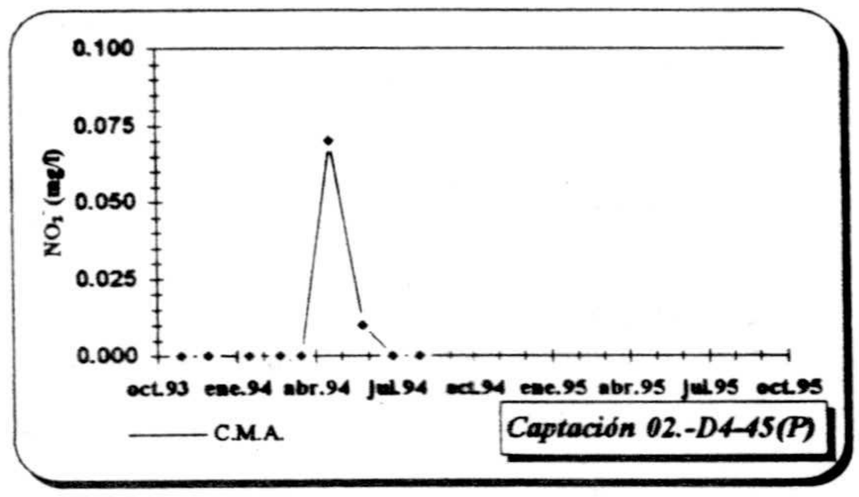
0.100
0.075
0.050
0.025
0.000
$NO_2^-$ (mg/l)
oct.93 ene.94 abr.94 jul.94 oct.94 ene.95 abr.95 jul.95 oct.95
C.M.A.
Captación 02.-D4-45(P)

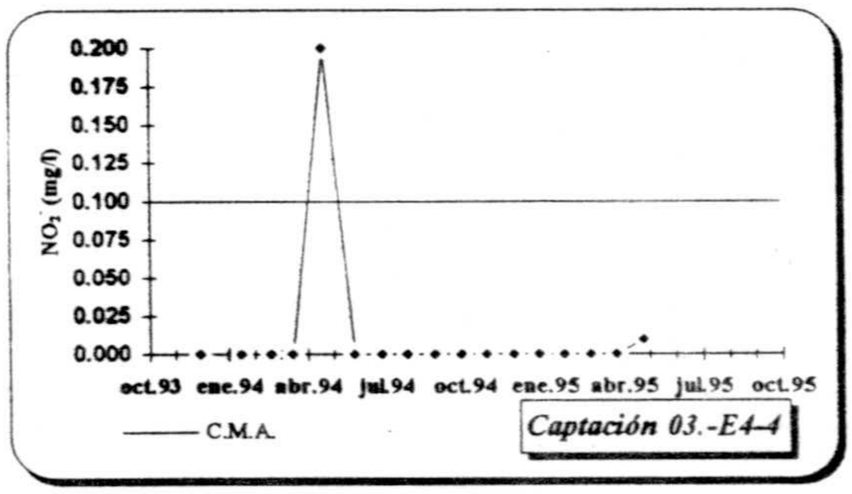
0.200
0.175
0.150
0.125
0.100
0.075
0.050
0.025
0.000
$NO_2^-$ (mg/l)
oct.93 ene.94 abr.94 jul.94 oct.94 ene.95 abr.95 jul.95 oct.95
C.M.A.
Captación 03.-E4-4

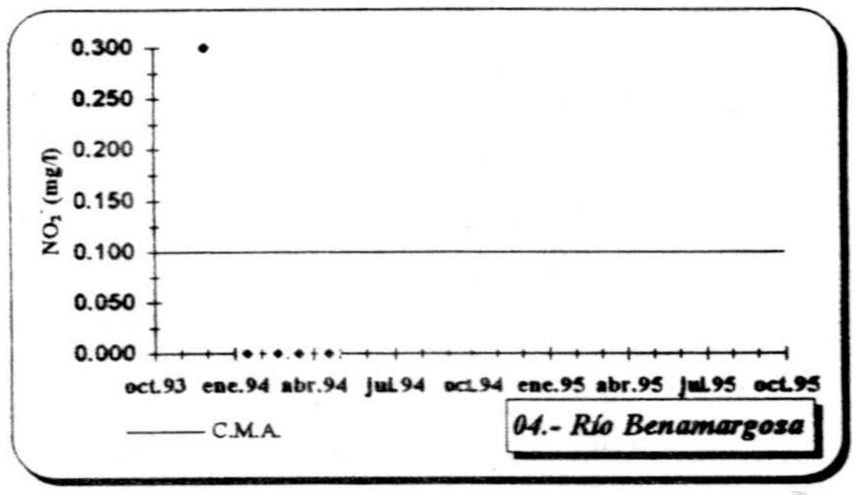
0.300
0.250
0.200
0.150
0.100
0.050
0.000
$NO_2^-$ (mg/l)
oct.93 ene.94 abr.94 jul.94 oct.94 ene.95 abr.95 jul.95 oct.95
C.M.A.
04.- Río Benamargosa

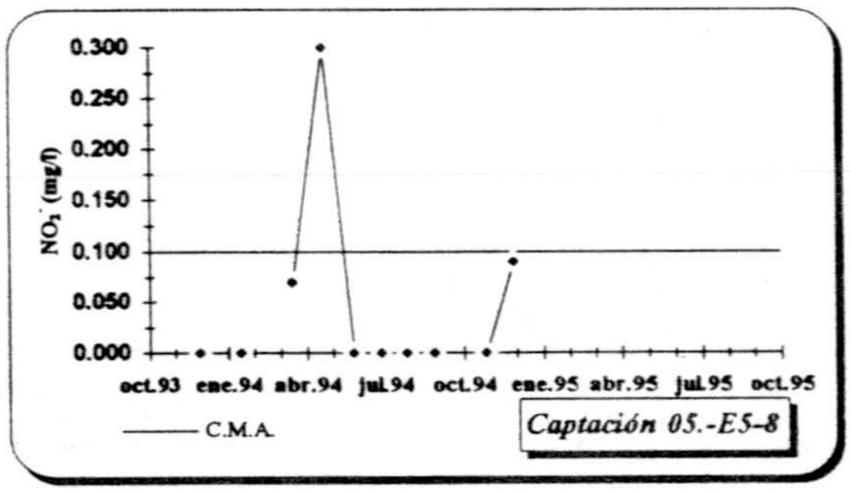
0.300
0.250
0.200
0.150
0.100
0.050
0.000
$NO_2^-$ (mg/l)
oct.93 ene.94 abr.94 jul.94 oct.94 ene.95 abr.95 jul.95 oct.95
C.M.A.
Captación 05.-E5-8

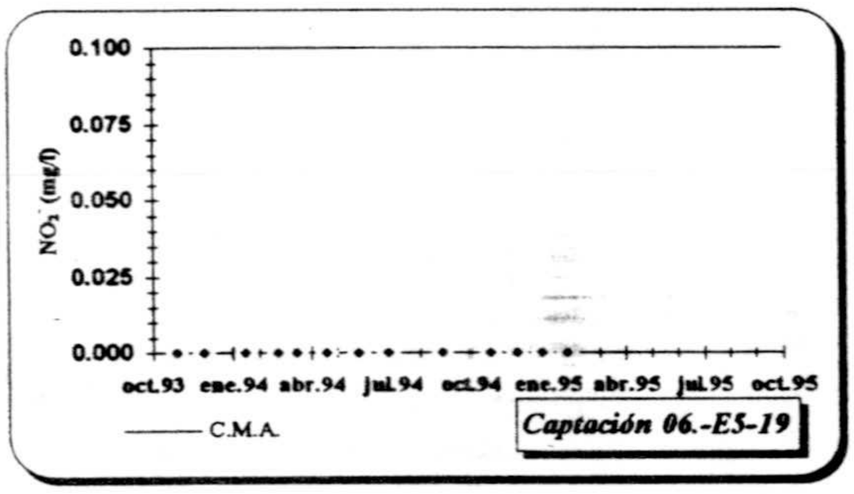
0.100
0.075
0.050
0.025
0.000
$NO_2^-$ (mg/l)
oct.93 ene.94 abr.94 jul.94 oct.94 ene.95 abr.95 jul.95 oct.95
C.M.A.
Captación 06.-E5-19

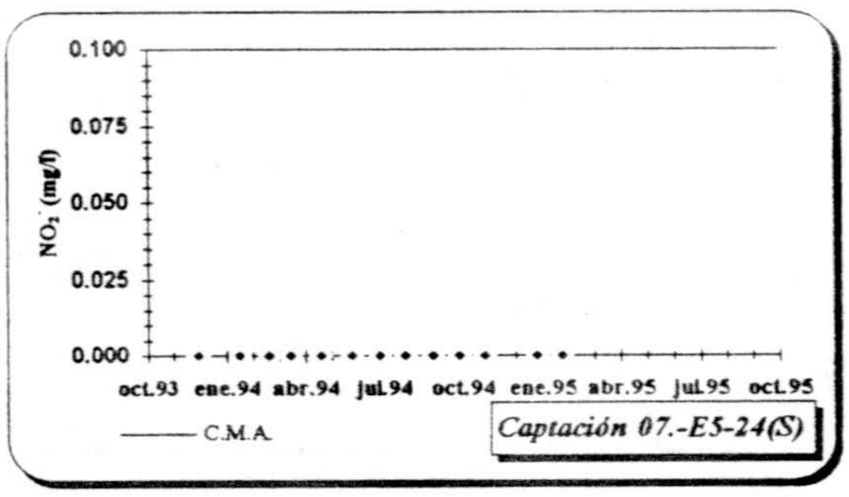
0.100
0.075
0.050
0.025
0.000
$NO_2^-$ (mg/l)
oct.93 ene.94 abr.94 jul.94 oct.94 ene.95 abr.95 jul.95 oct.95
C.M.A.
Captación 07.-E5-24(S)

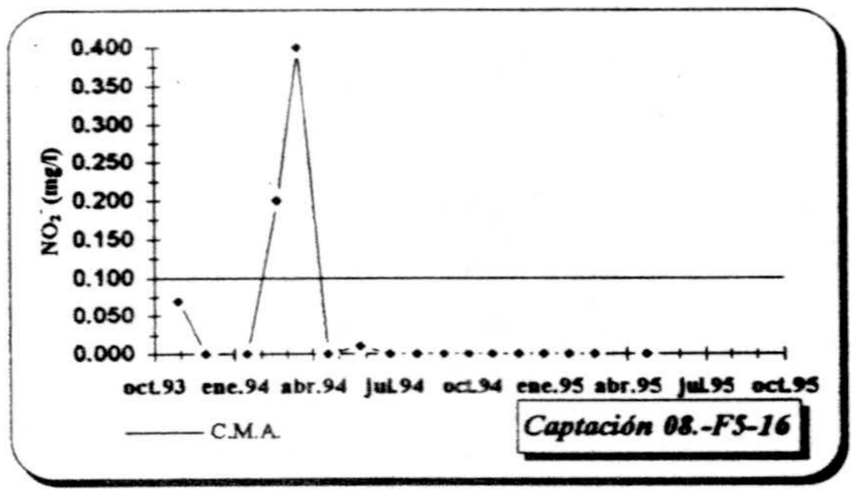
0.400
0.350
0.300
0.250
0.200
0.150
0.100
0.050
0.000
$NO_2^-$ (mg/l)
oct.93 ene.94 abr.94 jul.94 oct.94 ene.95 abr.95 jul.95 oct.95
C.M.A.
Captación 08.-F5-16

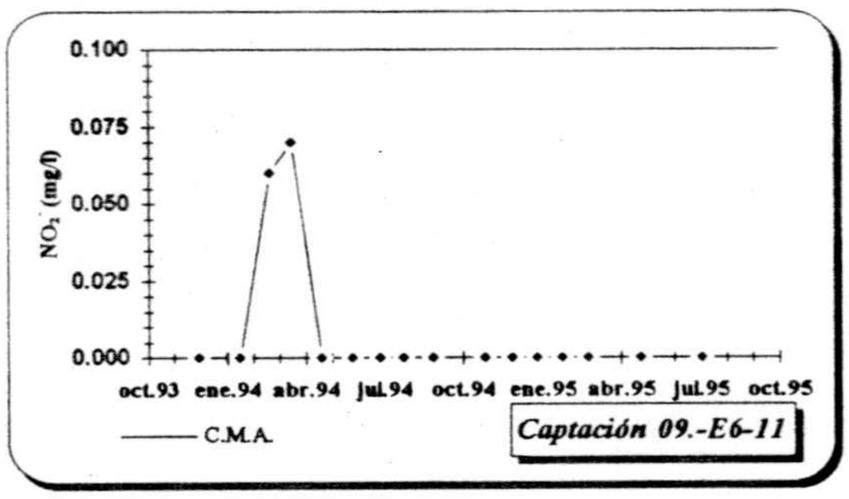
0.100
0.075
0.050
0.025
0.000
$NO_2^-$ (mg/l)
oct.93 ene.94 abr.94 jul.94 oct.94 ene.95 abr.95 jul.95 oct.95
C.M.A.
Captación 09.-E6-11

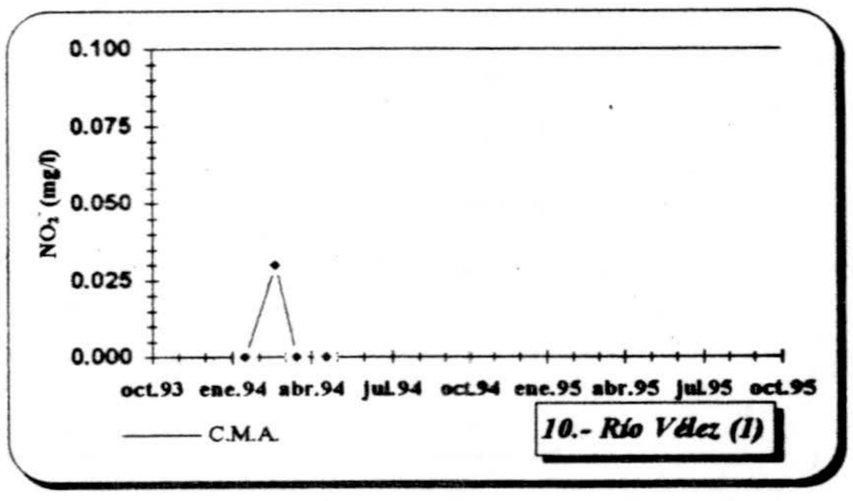
0.100
0.075
0.050
0.025
0.000
$NO_2^-$ (mg/l)
oct.93 ene.94 abr.94 jul.94 oct.94 ene.95 abr.95 jul.95 oct.95
C.M.A.
10.- Río Vélez (I)

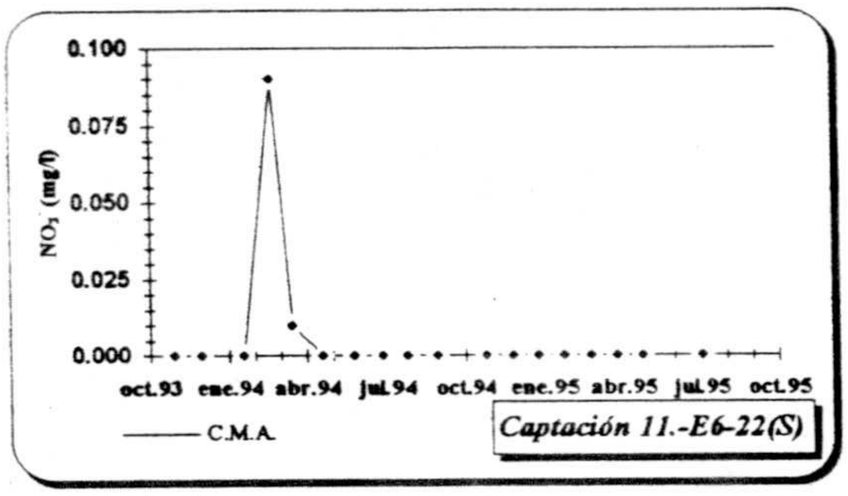

*Captación 11.-E6-22(S)*

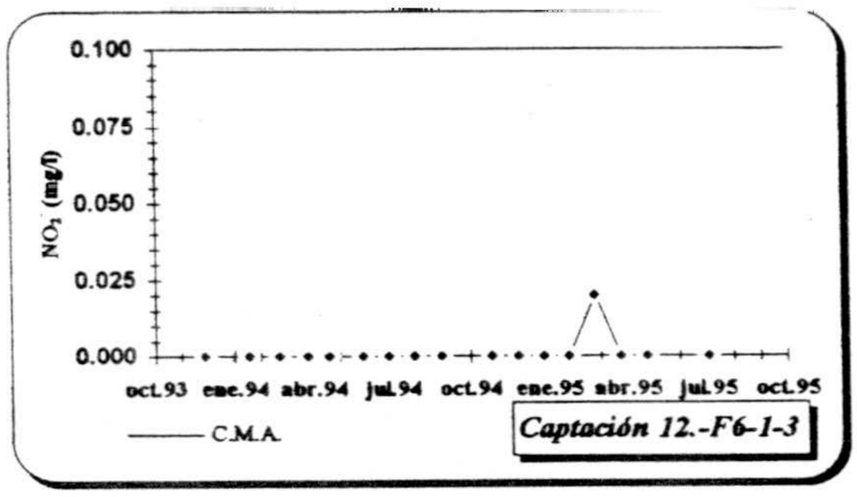

*Captación 12.-F6-1-3*

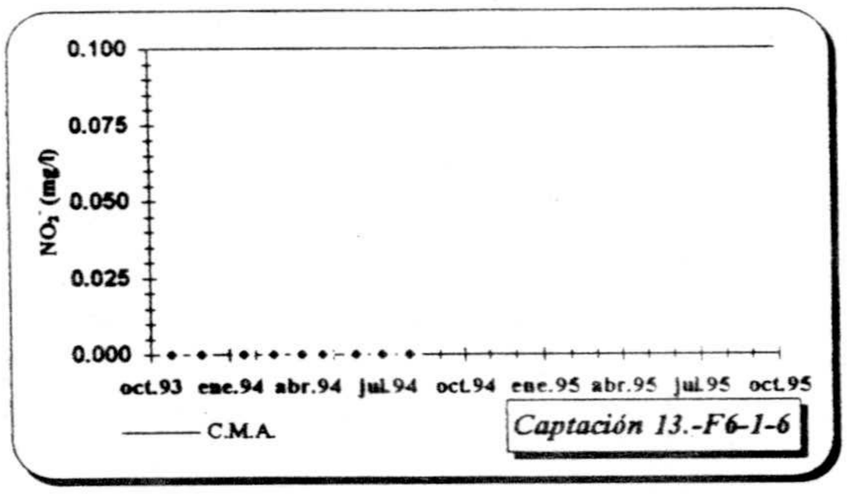

*Captación 13.-F6-1-6*

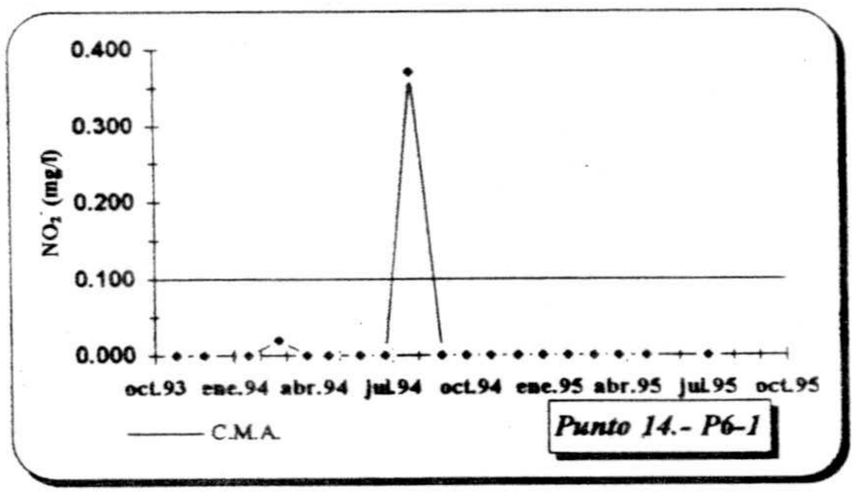

*Punto 14.- P6-1*



*Captación 15.-F6-20-2*

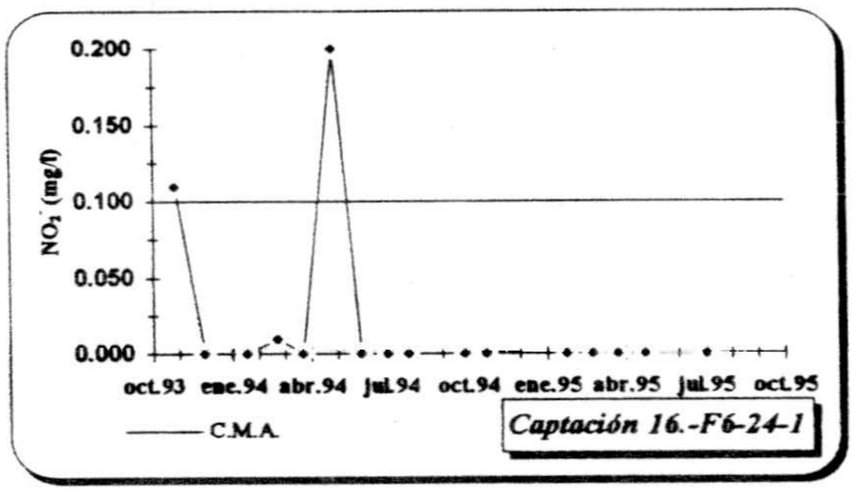

*Captación 16.-F6-24-1*

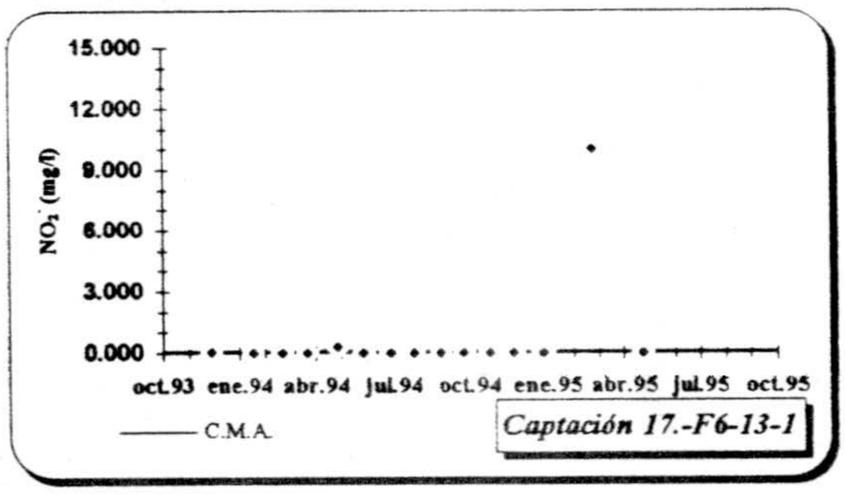

*Captación 17.-F6-13-1*

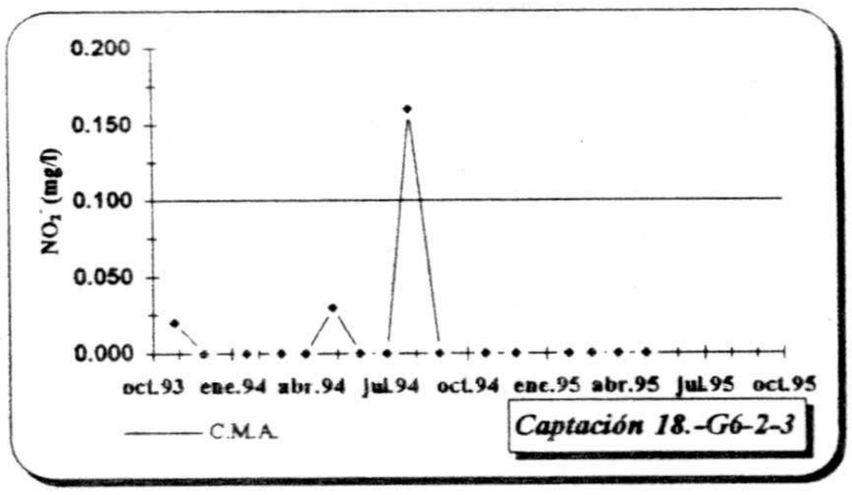

*Captación 18.-G6-2-3*

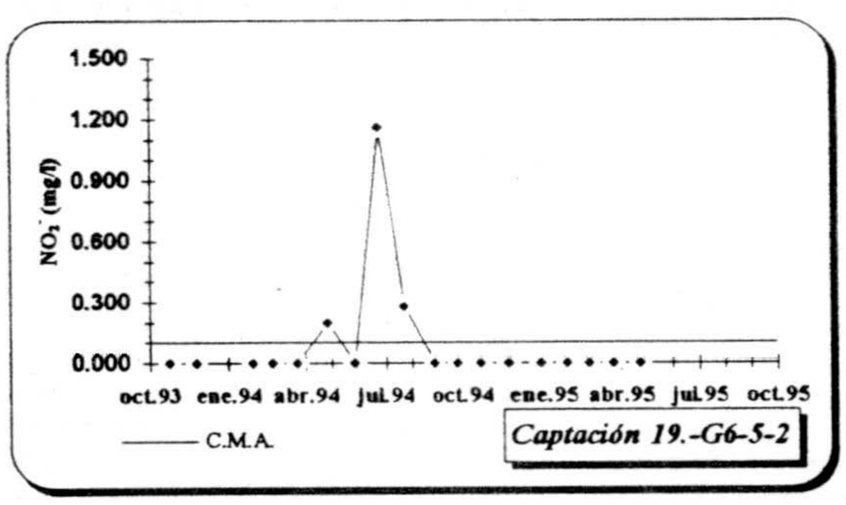

*Captación 19.-G6-5-2*

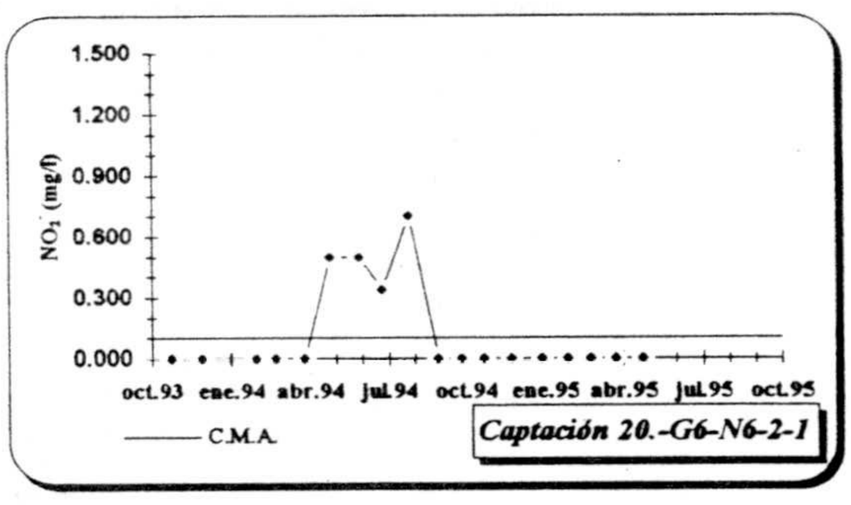

*Captación 20.-G6-N6-2-1*

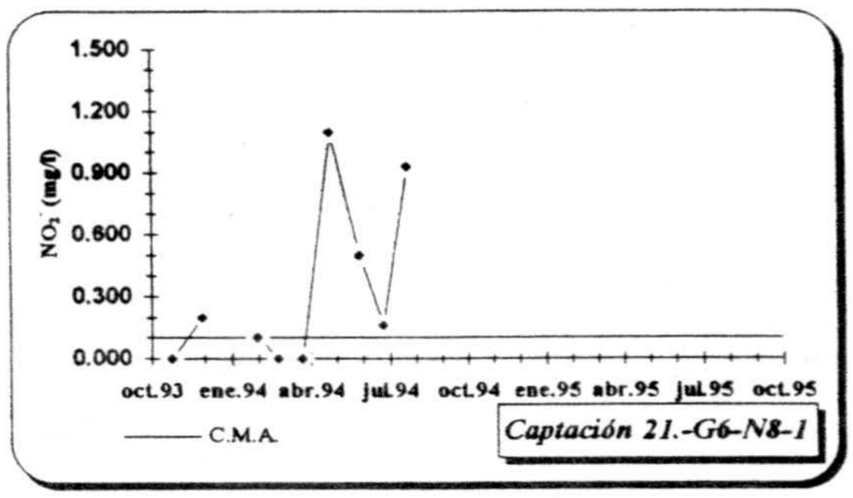

*Captación 21.-G6-N8-1*

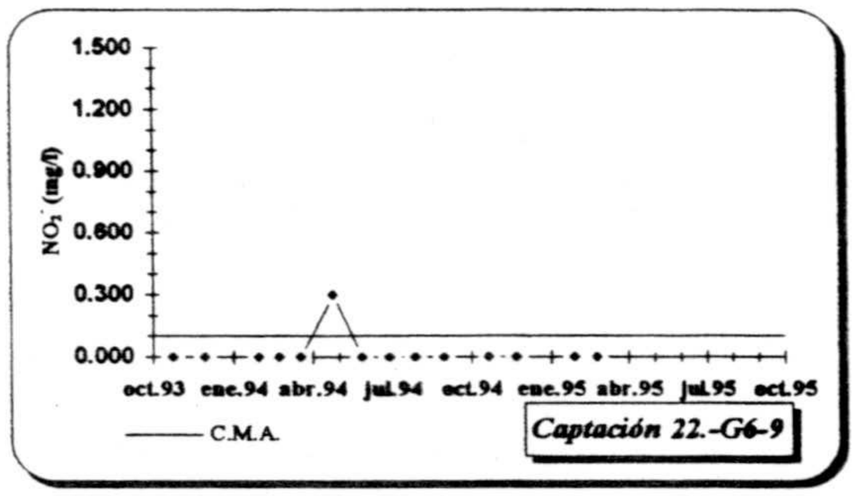

*Captación 22.-G6-9*

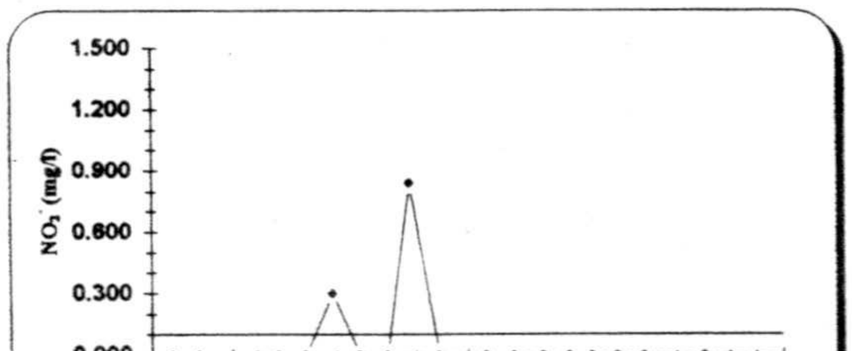

*Captación 23.-G6-N11-1*



*Captación 24.-G6-N24-1*

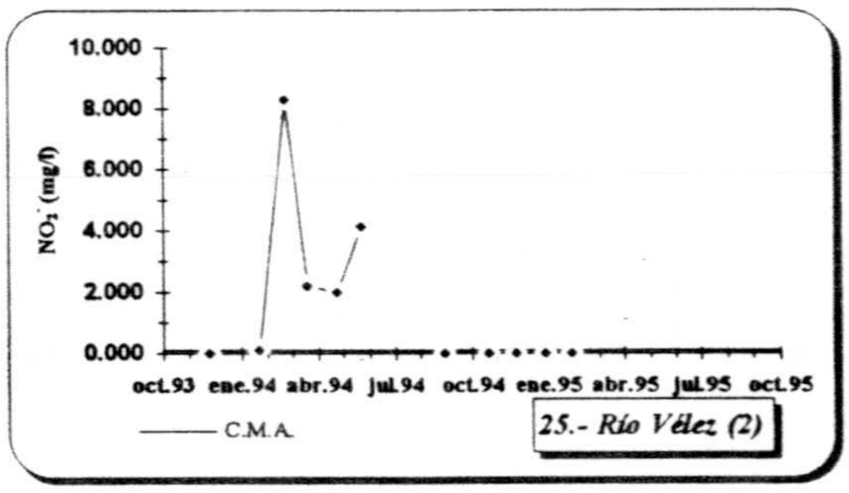

*25.- Río Vélez (2)*

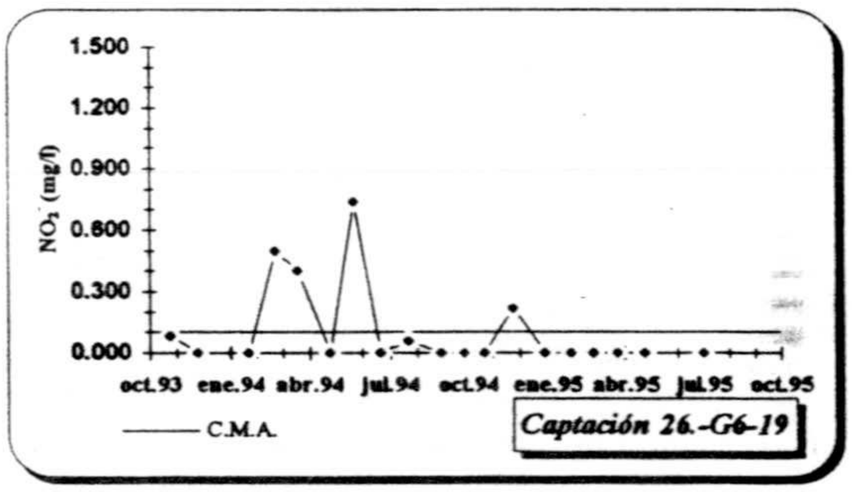

*Captación 26.-G6-19*

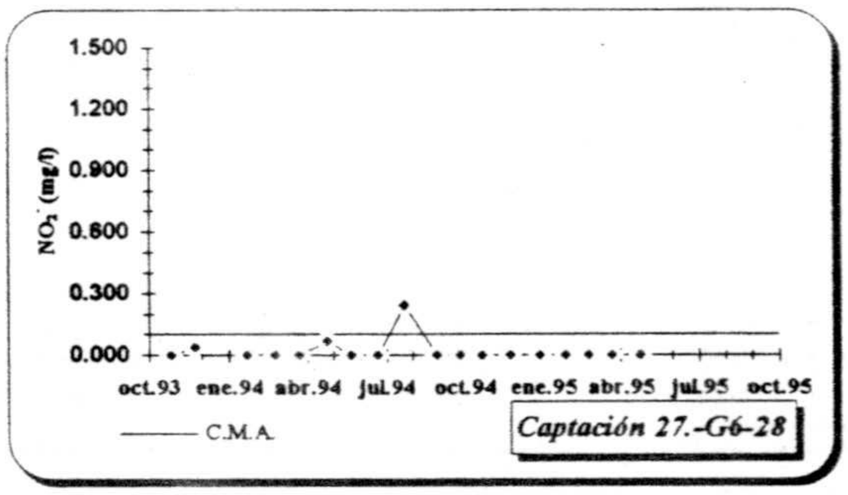

*Captación 27.-G6-28*

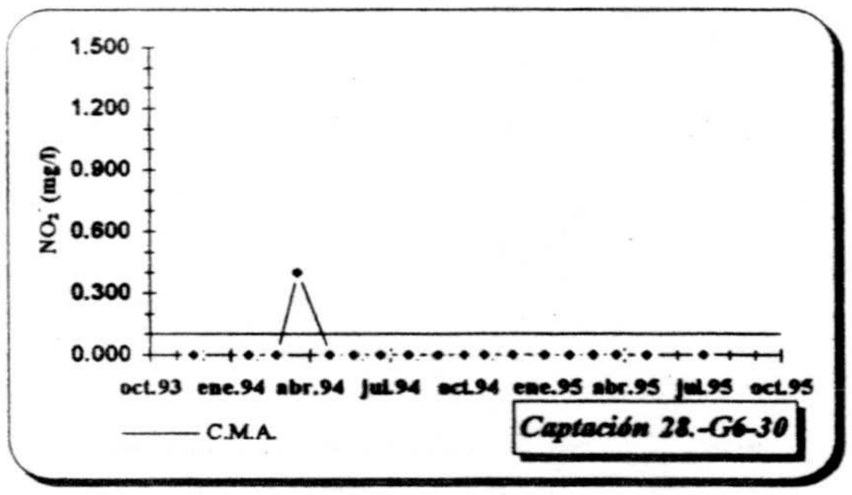

*Captación 28.-G6-30*

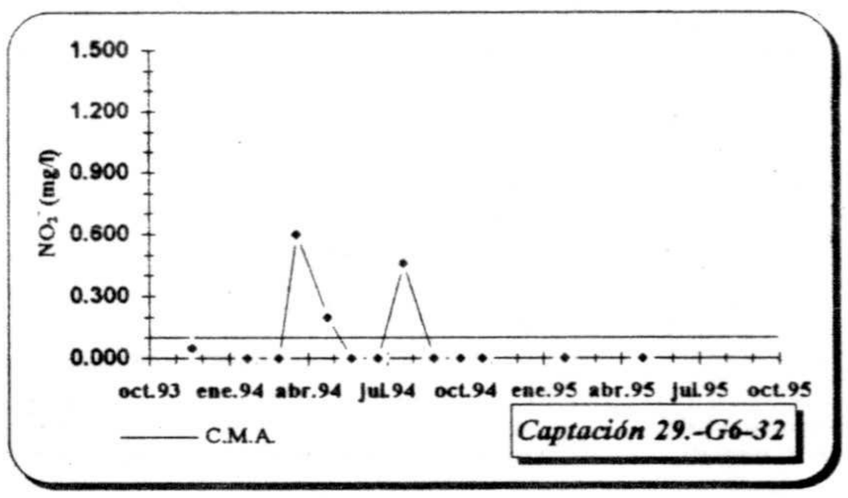

*Captación 29.-G6-32*

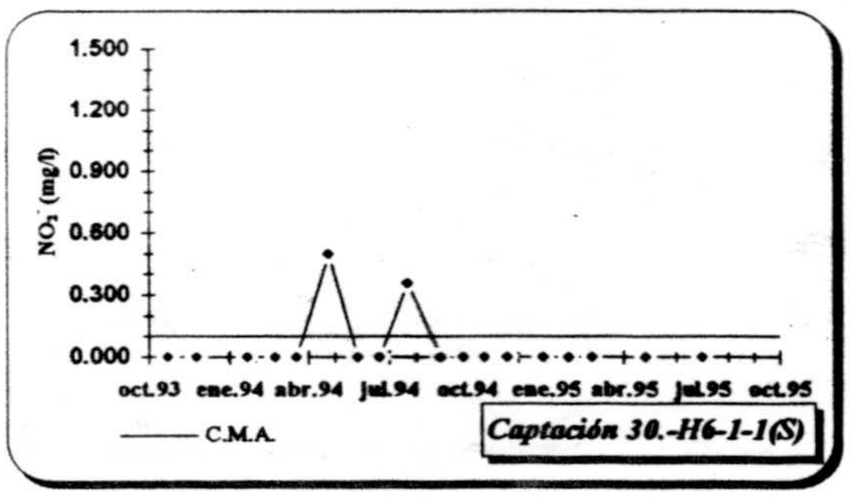

*Captación 30.-H6-1-1(S)*

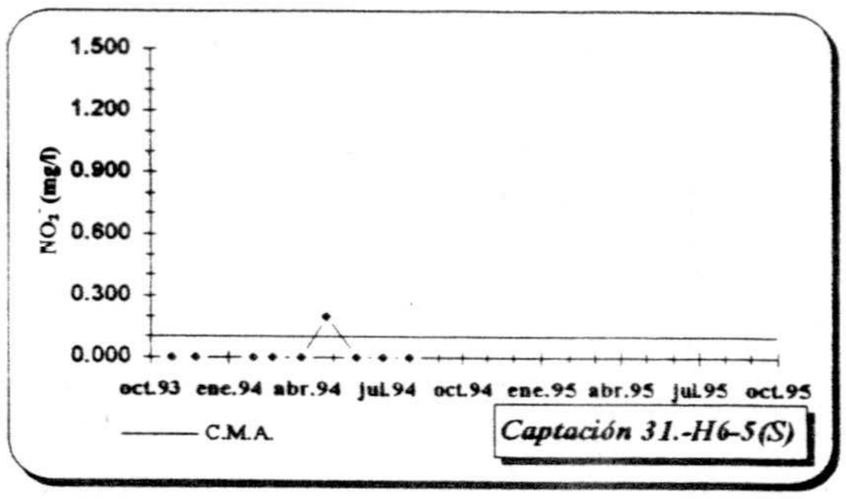
1.500
1.200
0.900
0.600
0.300
0.000
$NO_2^-$ (mg/l)
oct.93 ene.94 abr.94 jul.94 oct.94 ene.95 abr.95 jul.95 oct.95
C.M.A.
Captación 31.-H6-5(S)

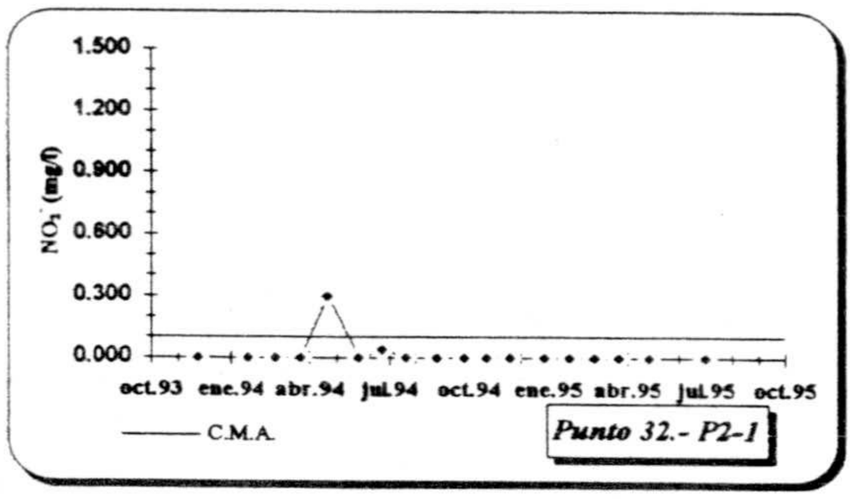
1.500
1.200
0.900
0.600
0.300
0.000
$NO_2^-$ (mg/l)
oct.93 ene.94 abr.94 jul.94 oct.94 ene.95 abr.95 jul.95 oct.95
C.M.A.
Punto 32.- P2-1

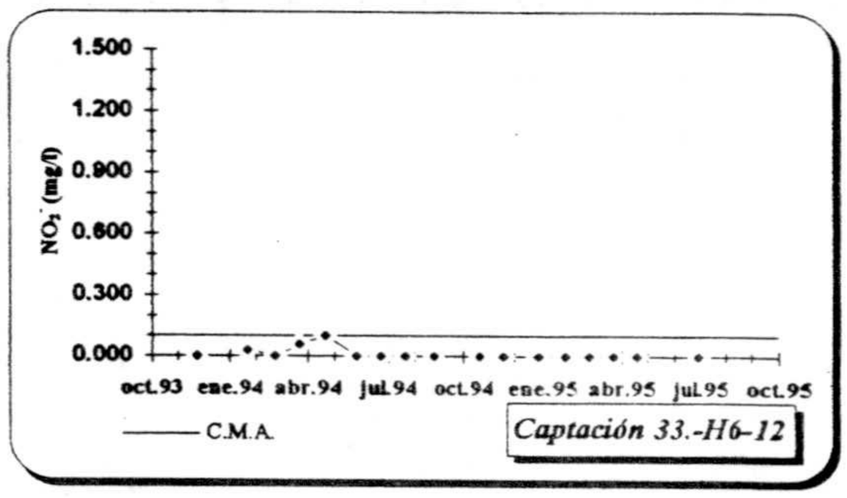
1.500
1.200
0.900
0.600
0.300
0.000
$NO_2^-$ (mg/l)
oct.93 ene.94 abr.94 jul.94 oct.94 ene.95 abr.95 jul.95 oct.95
C.M.A.
Captación 33.-H6-12


1.500
1.200
0.900
0.600
0.300
0.000
$NO_2^-$ (mg/l)
oct.93 ene.94 abr.94 jul.94 oct.94 ene.95 abr.95 jul.95 oct.95
C.M.A.
Captación 34.-H6-14

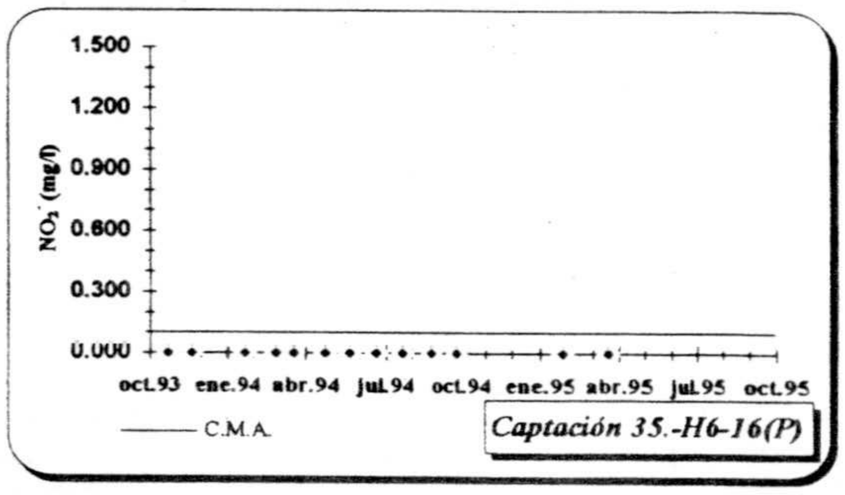
1.500
1.200
0.900
0.600
0.300
0.000
$NO_2^-$ (mg/l)
oct.93 ene.94 abr.94 jul.94 oct.94 ene.95 abr.95 jul.95 oct.95
C.M.A.
Captación 35.-H6-16(P)

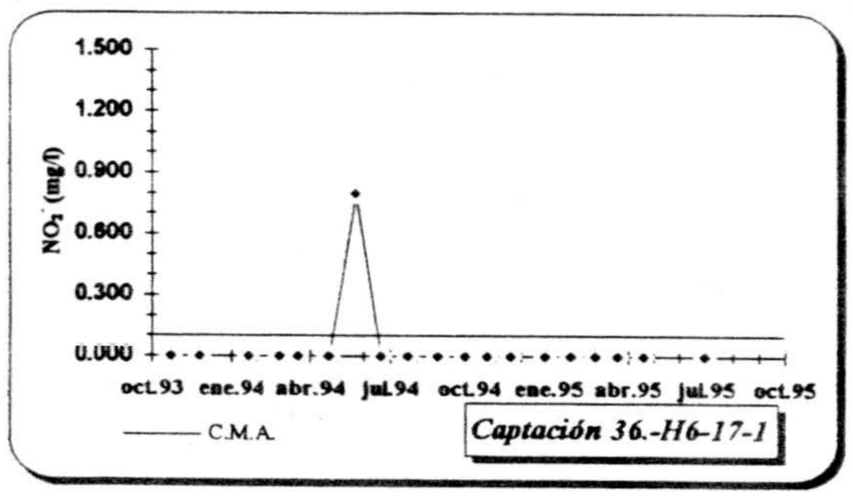
1.500
1.200
0.900
0.600
0.300
0.000
$NO_2^-$ (mg/l)
oct.93 ene.94 abr.94 jul.94 oct.94 ene.95 abr.95 jul.95 oct.95
C.M.A.
Captación 36.-H6-17-1

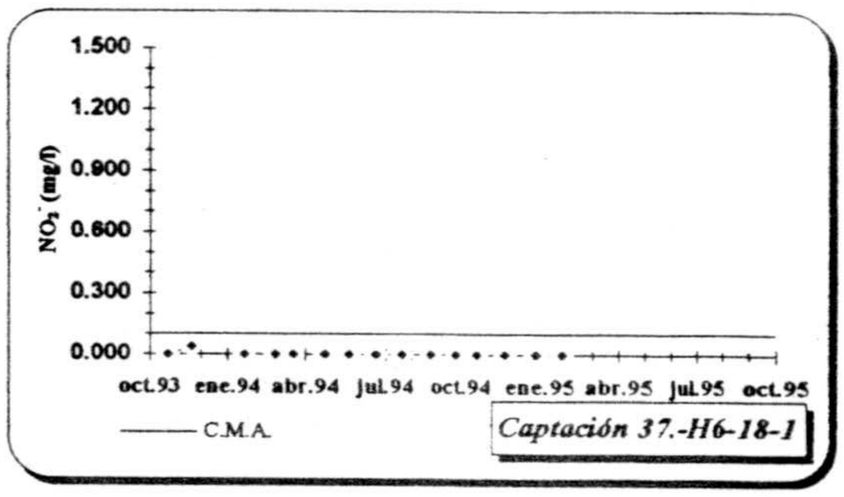
1.500
1.200
0.900
0.600
0.300
0.000
$NO_2^-$ (mg/l)
oct.93 ene.94 abr.94 jul.94 oct.94 ene.95 abr.95 jul.95 oct.95
C.M.A.
Captación 37.-H6-18-1

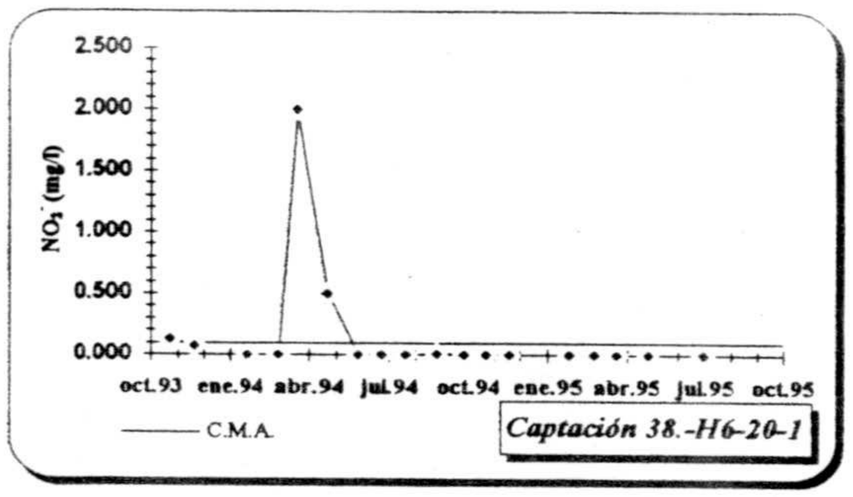
2.500
2.000
1.500
1.000
0.500
0.000
$NO_2^-$ (mg/l)
oct.93 ene.94 abr.94 jul.94 oct.94 ene.95 abr.95 jul.95 oct.95
C.M.A.
Captación 38.-H6-20-1

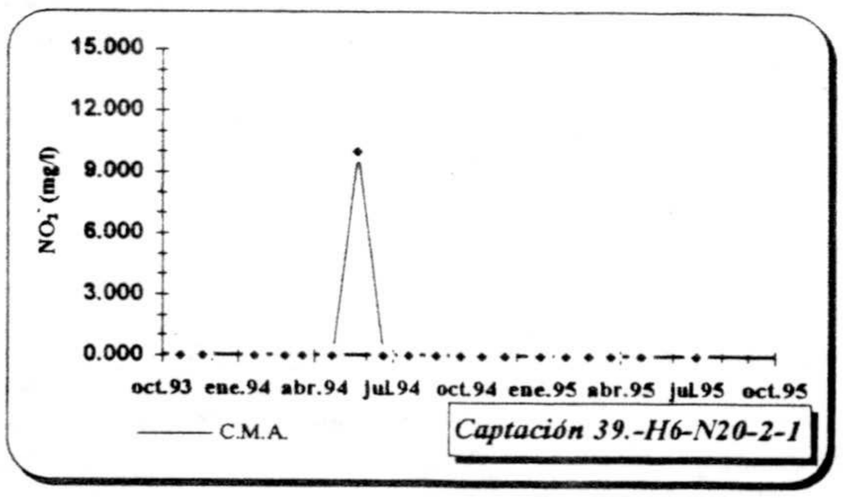
15.000
12.000
9.000
6.000
3.000
0.000
$NO_2^-$ (mg/l)
oct.93 ene.94 abr.94 jul.94 oct.94 ene.95 abr.95 jul.95 oct.95
C.M.A.
Captación 39.-H6-N20-2-1

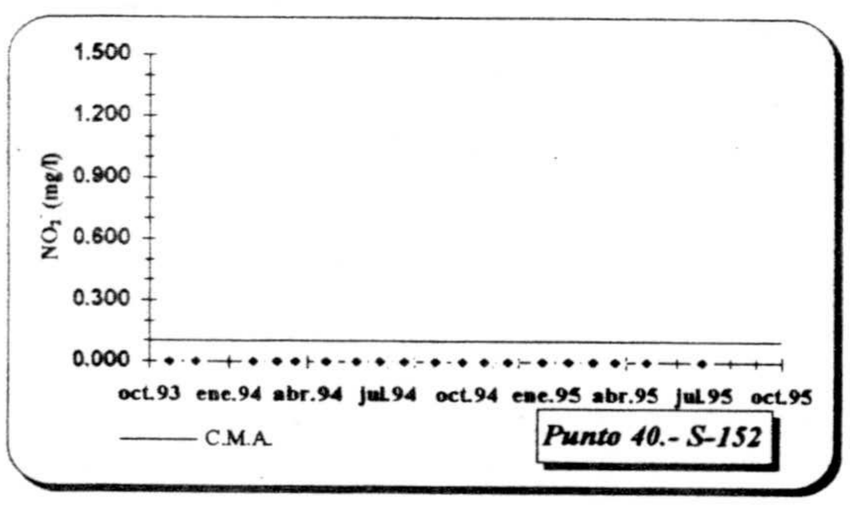
1.500
1.200
0.900
0.600
0.300
0.000
$NO_2^-$ (mg/l)
oct.93 ene.94 abr.94 jul.94 oct.94 ene.95 abr.95 jul.95 oct.95
C.M.A.
Punto 40.- S-152

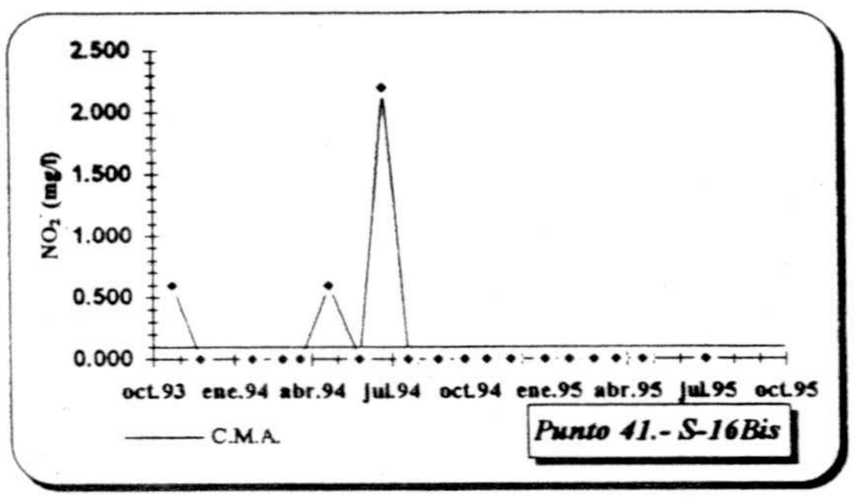
2.500
2.000
1.500
1.000
0.500
0.000
NO2 (mg/l)
oct.93 ene.94 abr.94 jul.94 oct.94 ene.95 abr.95 jul.95 oct.95
C.M.A.
Punto 41.- S-16Bis

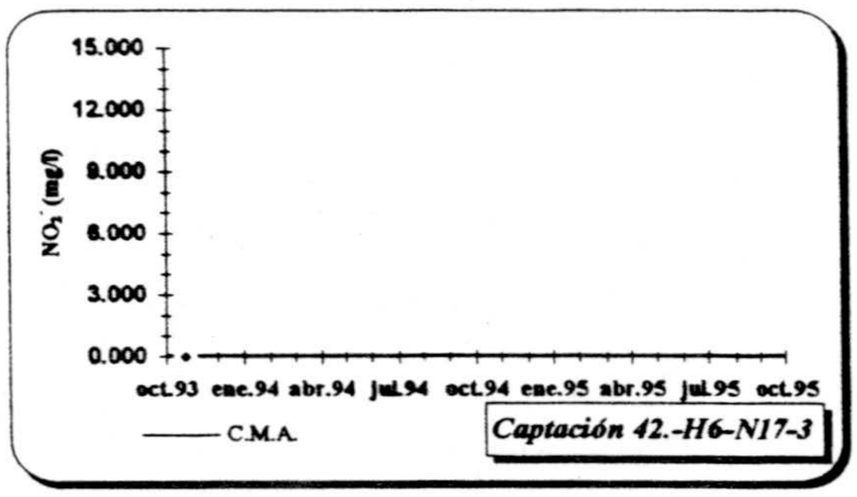
15.000
12.000
9.000
6.000
3.000
0.000
NO2 (mg/l)
oct.93 ene.94 abr.94 jul.94 oct.94 ene.95 abr.95 jul.95 oct.95
C.M.A.
Captación 42.-H6-N17-3

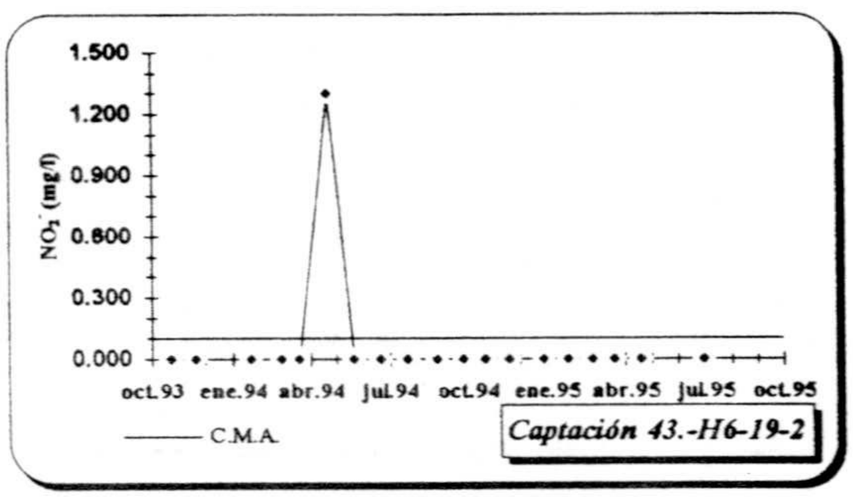
1.500
1.200
0.900
0.600
0.300
0.000
NO2 (mg/l)
oct.93 ene.94 abr.94 jul.94 oct.94 ene.95 abr.95 jul.95 oct.95
C.M.A.
Captación 43.-H6-19-2

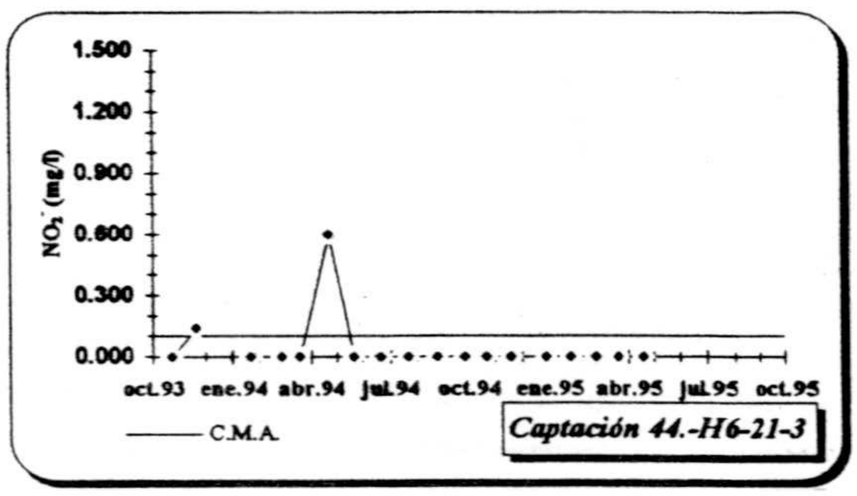
1.500
1.200
0.900
0.600
0.300
0.000
NO2 (mg/l)
oct.93 ene.94 abr.94 jul.94 oct.94 ene.95 abr.95 jul.95 oct.95
C.M.A.
Captación 44.-H6-21-3

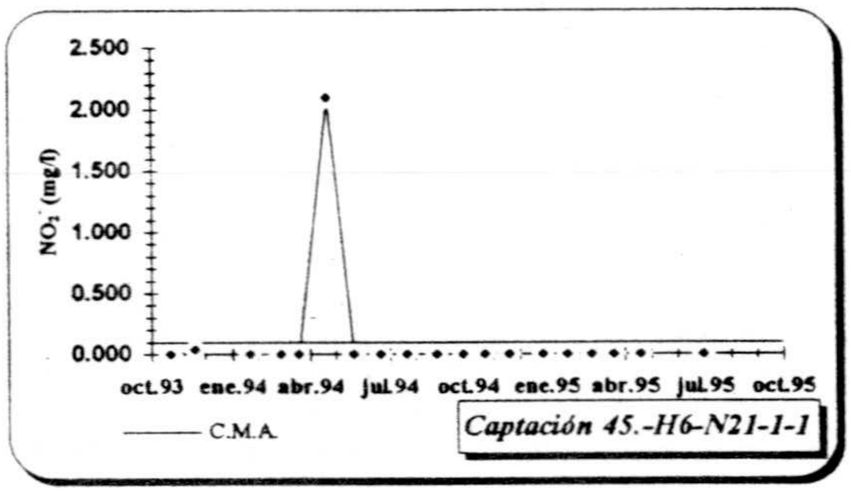
2.500
2.000
1.500
1.000
0.500
0.000
NO2 (mg/l)
oct.93 ene.94 abr.94 jul.94 oct.94 ene.95 abr.95 jul.95 oct.95
C.M.A.
Captación 45.-H6-N21-1-1

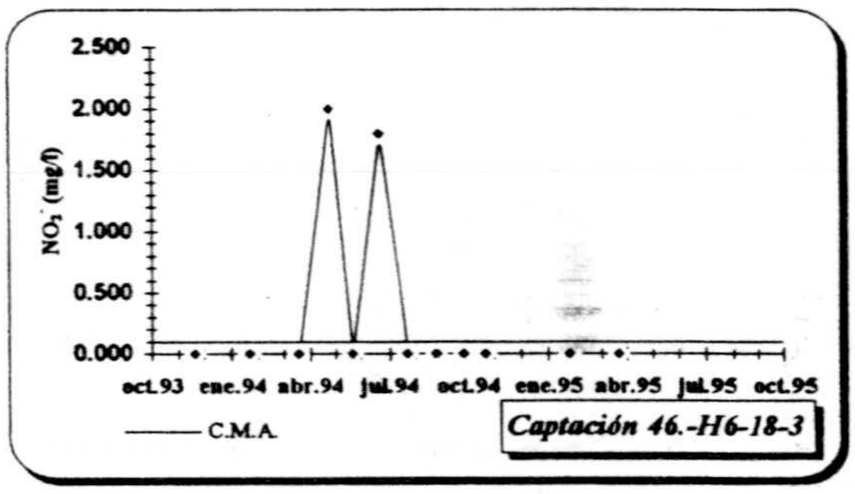
2.500
2.000
1.500
1.000
0.500
0.000
NO2 (mg/l)
oct.93 ene.94 abr.94 jul.94 oct.94 ene.95 abr.95 jul.95 oct.95
C.M.A.
Captación 46.-H6-18-3

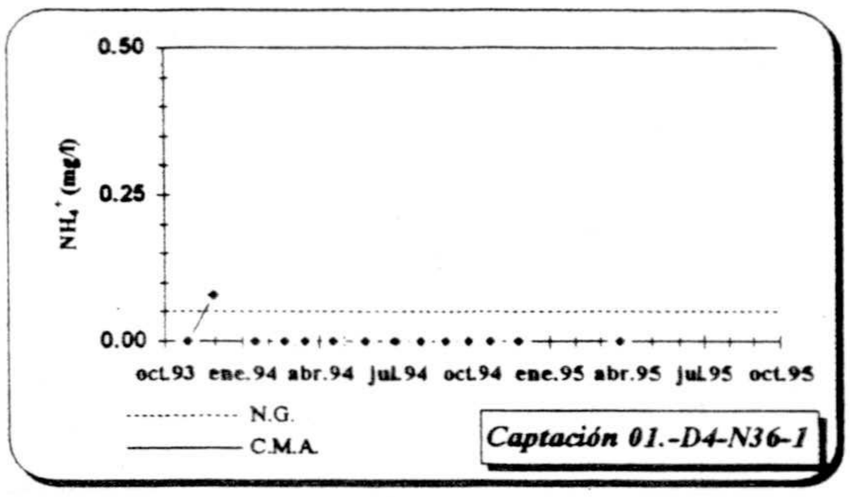
0.50
0.25
0.00
NH4+ (mg/l)
oct.93 ene.94 abr.94 jul.94 oct.94 ene.95 abr.95 jul.95 oct.95
N.G.
C.M.A.
Captación 01.-D4-N36-1

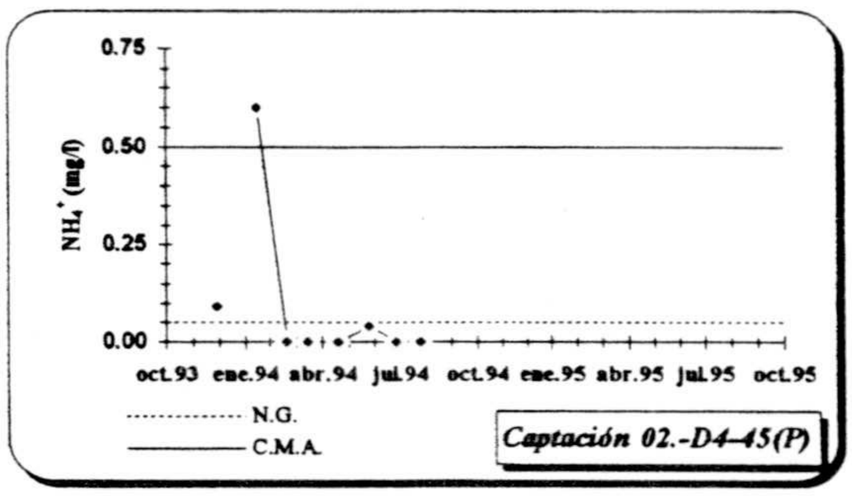
0.75
0.50
0.25
0.00
NH4+ (mg/l)
oct.93 ene.94 abr.94 jul.94 oct.94 ene.95 abr.95 jul.95 oct.95
N.G.
C.M.A.
Captación 02.-D4-45(P)

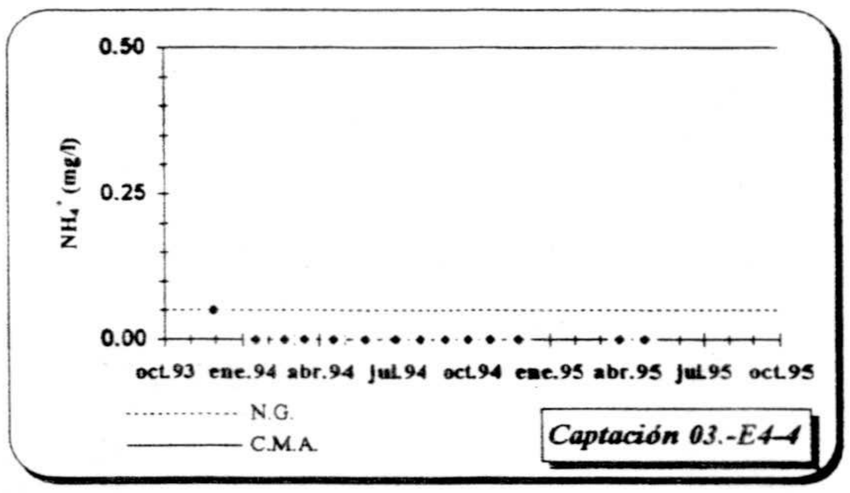
0.50
0.25
0.00
NH4+ (mg/l)
oct.93 ene.94 abr.94 jul.94 oct.94 ene.95 abr.95 jul.95 oct.95
N.G.
C.M.A.
Captación 03.-E4-4

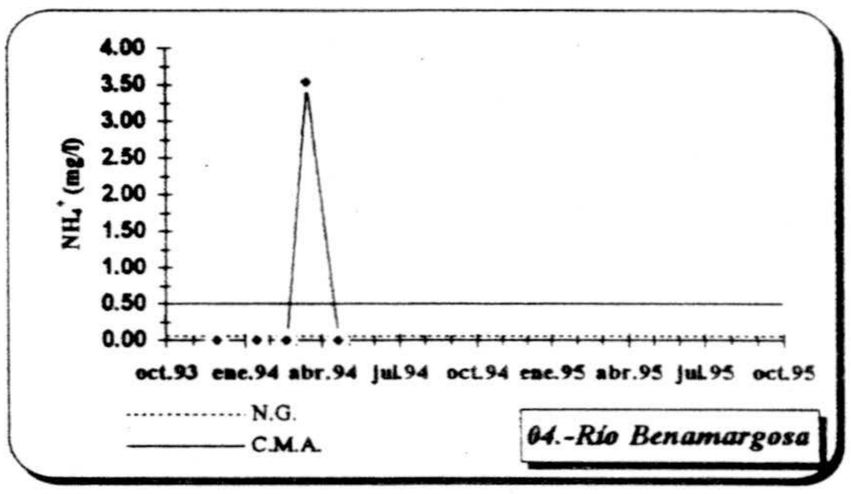
4.00
3.50
3.00
2.50
2.00
1.50
1.00
0.50
0.00
NH4+ (mg/l)
oct.93 ene.94 abr.94 jul.94 oct.94 ene.95 abr.95 jul.95 oct.95
N.G.
C.M.A.
04.-Río Benamargosa

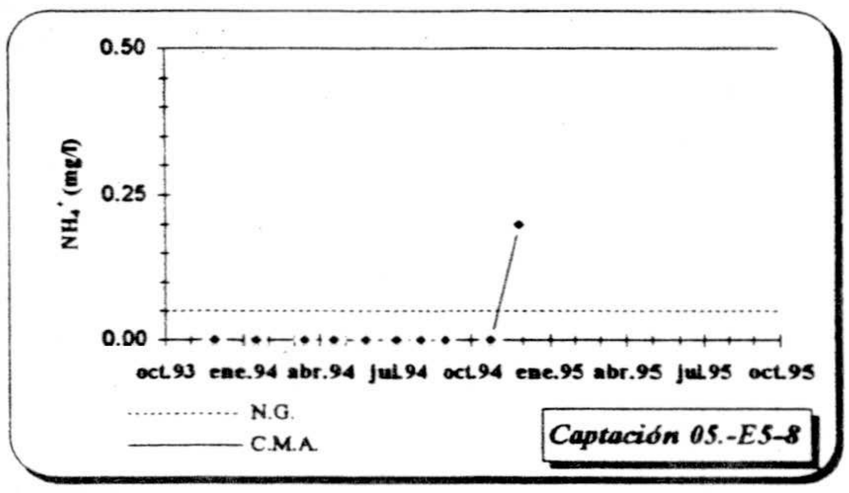
0.50
0.25
0.00
NH4+ (mg/l)
oct.93 ene.94 abr.94 jul.94 oct.94 ene.95 abr.95 jul.95 oct.95
N.G.
C.M.A.
Captación 05.-E5-8

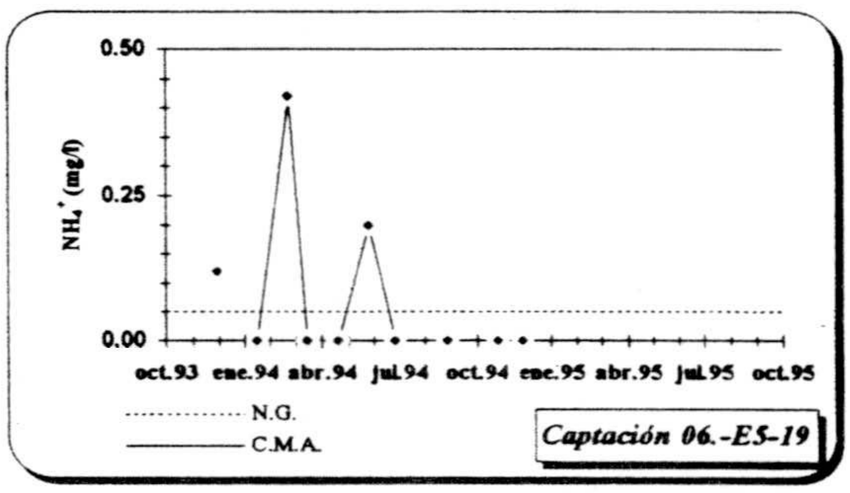
0.50
0.25
0.00
NH4+ (mg/l)
oct.93 ene.94 abr.94 jul.94 oct.94 ene.95 abr.95 jul.95 oct.95
N.G.
C.M.A.
Captación 06.-E5-19

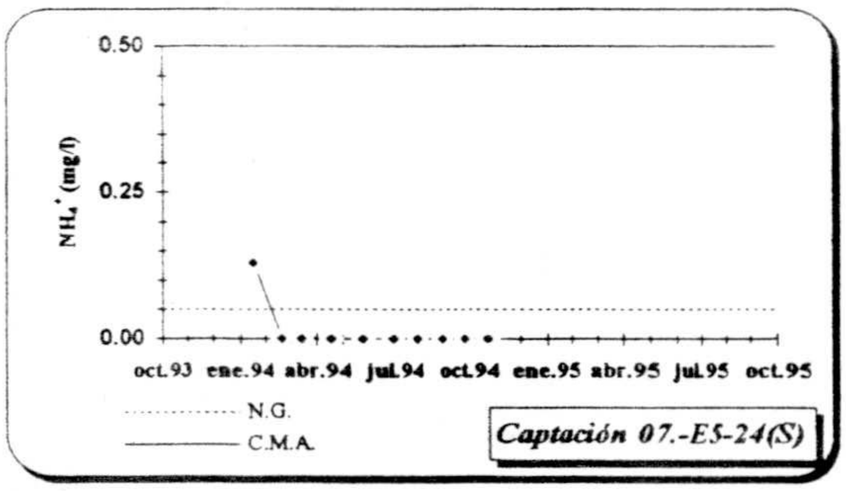
0.50
0.25
0.00
NH4+ (mg/l)
oct.93 ene.94 abr.94 jul.94 oct.94 ene.95 abr.95 jul.95 oct.95
N.G.
C.M.A.
Captación 07.-E5-24(S)

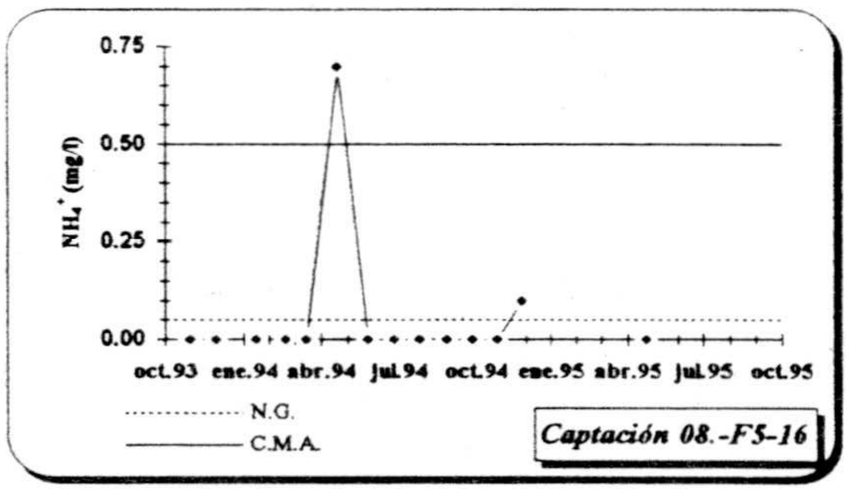
0.75
0.50
0.25
0.00
NH4+ (mg/l)
oct.93 ene.94 abr.94 jul.94 oct.94 ene.95 abr.95 jul.95 oct.95
N.G.
C.M.A.
Captación 08.-F5-16

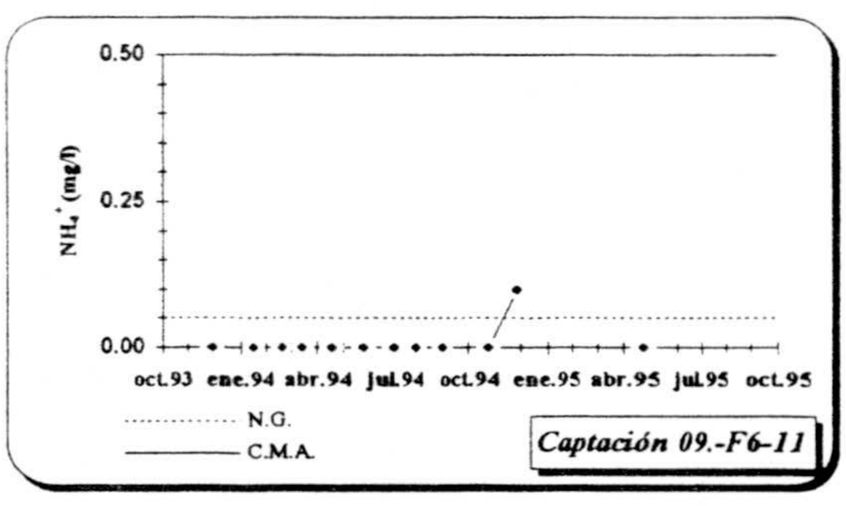
0.50
0.25
0.00
NH4+ (mg/l)
oct.93 ene.94 abr.94 jul.94 oct.94 ene.95 abr.95 jul.95 oct.95
N.G.
C.M.A.
Captación 09.-F6-11

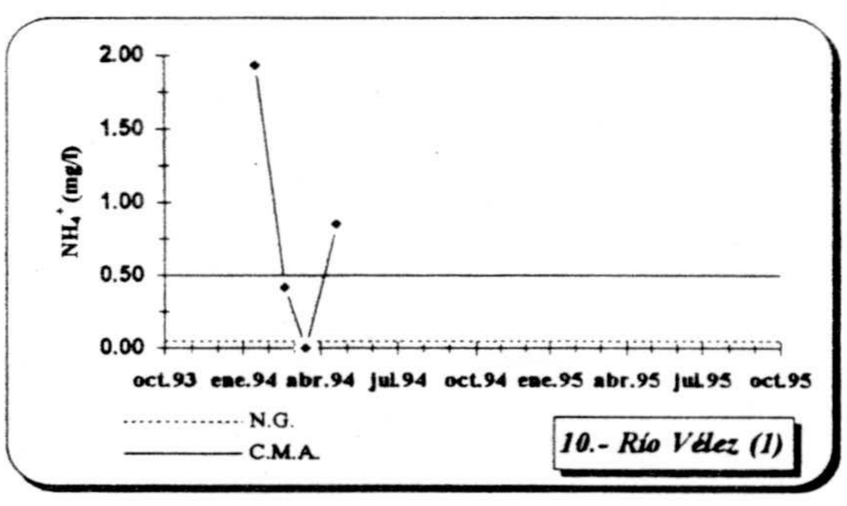
2.00
1.50
1.00
0.50
0.00
NH4+ (mg/l)
oct.93 ene.94 abr.94 jul.94 oct.94 ene.95 abr.95 jul.95 oct.95
N.G.
C.M.A.
10.- Río Vélez (1)

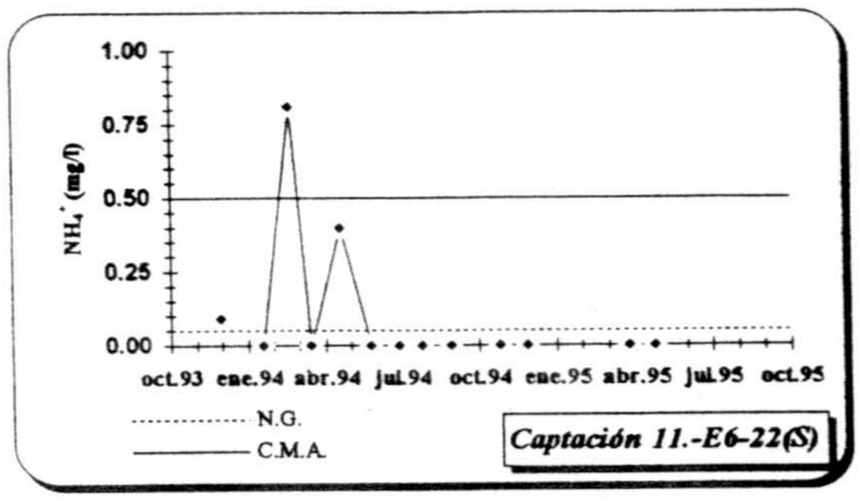
1.00
0.75
0.50
0.25
0.00
NH4+ (mg/l)
oct.93 ene.94 abr.94 jul.94 oct.94 ene.95 abr.95 jul.95 oct.95
N.G.
C.M.A.
Captación 11.-E6-22(S)

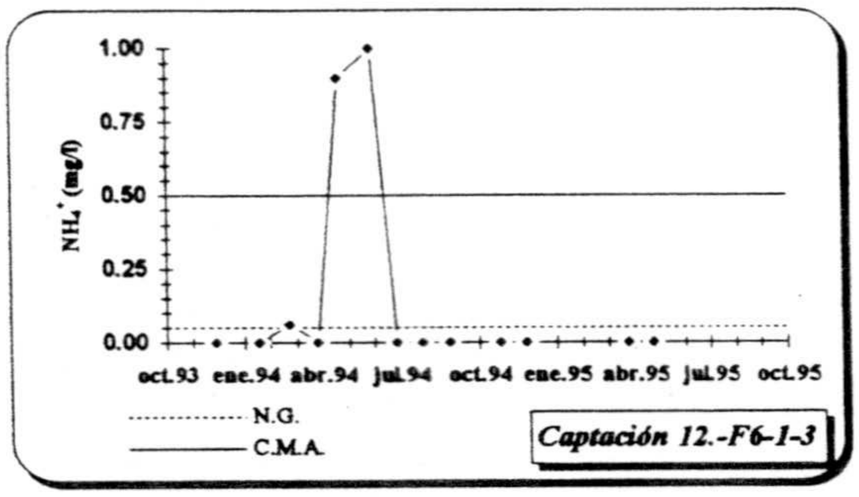
1.00
0.75
0.50
0.25
0.00
NH4+ (mg/l)
oct.93 ene.94 abr.94 jul.94 oct.94 ene.95 abr.95 jul.95 oct.95
N.G.
C.M.A.
Captación 12.-F6-1-3

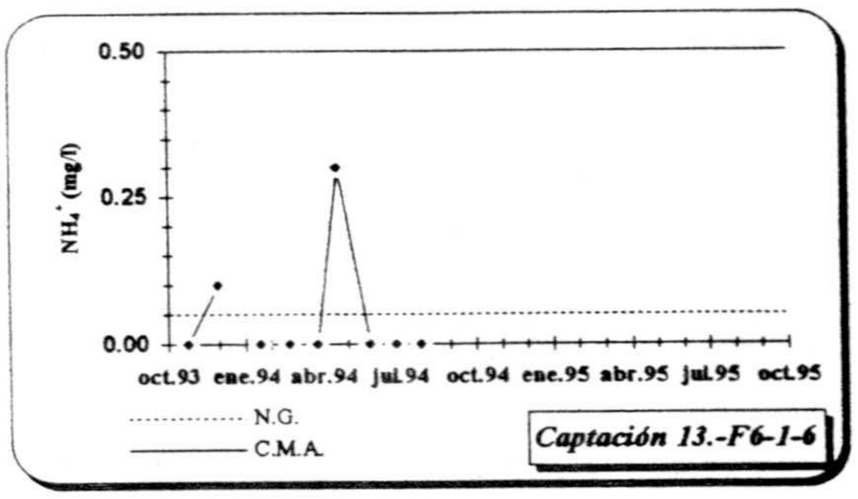
0.50
0.25
0.00
NH4+ (mg/l)
oct.93 ene.94 abr.94 jul.94 oct.94 ene.95 abr.95 jul.95 oct.95
N.G.
C.M.A.
Captación 13.-F6-1-6

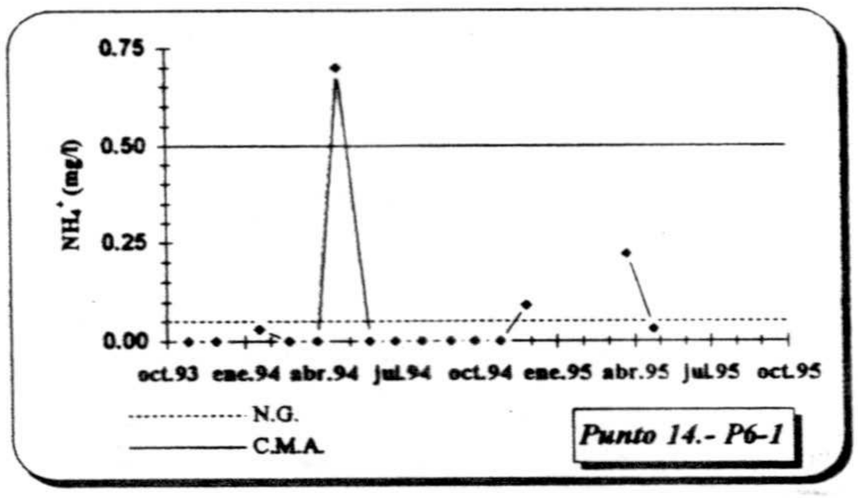
0.75
0.50
0.25
0.00
NH4+ (mg/l)
oct.93 ene.94 abr.94 jul.94 oct.94 ene.95 abr.95 jul.95 oct.95
N.G.
C.M.A.
Punto 14.- P6-1

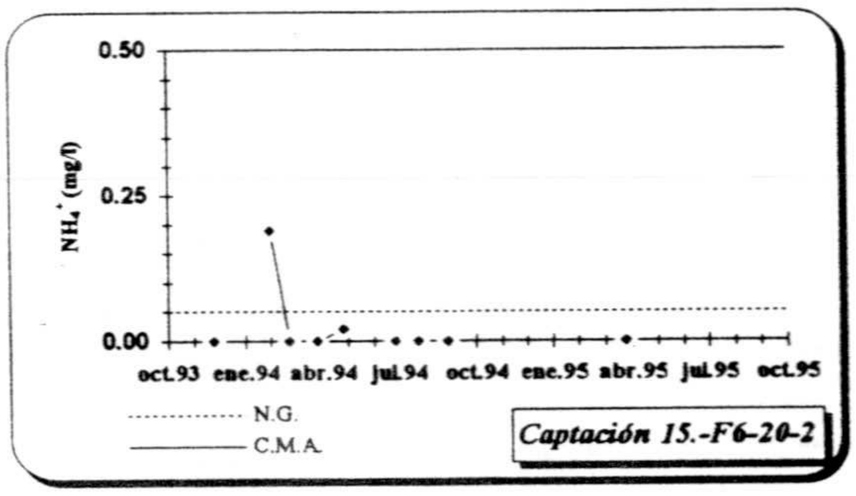
0.50
0.25
0.00
NH4+ (mg/l)
oct.93 ene.94 abr.94 jul.94 oct.94 ene.95 abr.95 jul.95 oct.95
N.G.
C.M.A.
Captación 15.-F6-20-2

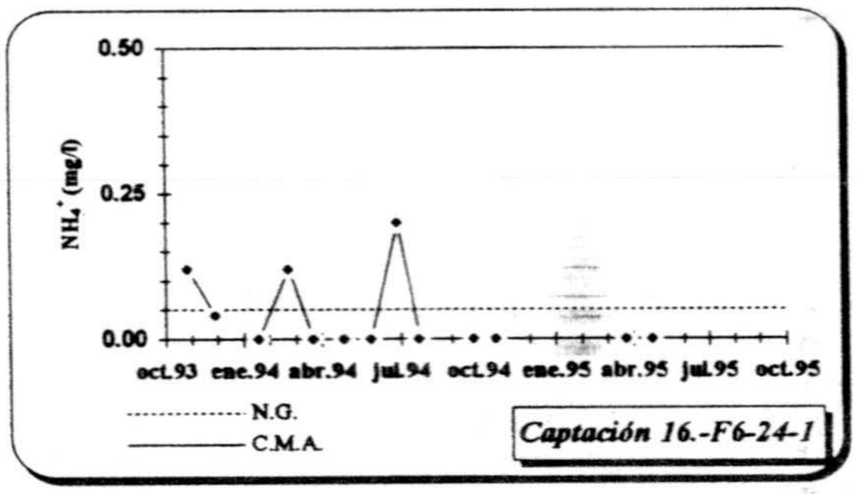
0.50
0.25
0.00
NH4+ (mg/l)
oct.93 ene.94 abr.94 jul.94 oct.94 ene.95 abr.95 jul.95 oct.95
N.G.
C.M.A.
Captación 16.-F6-24-1

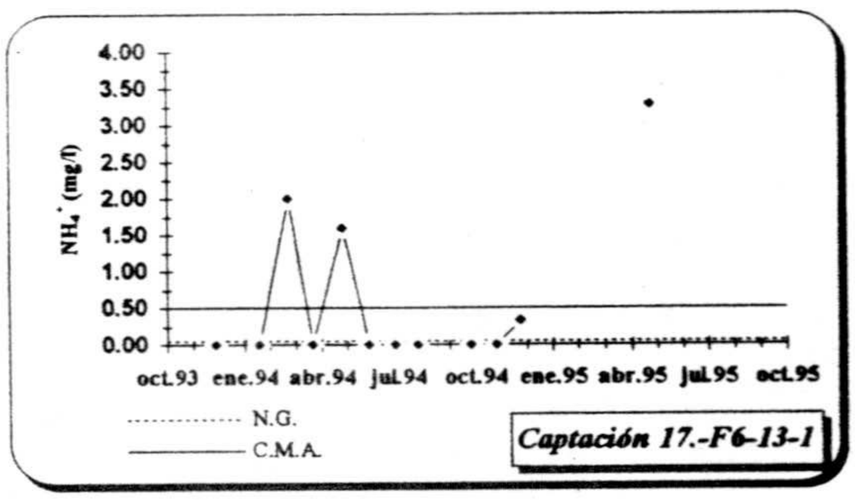
4.00
3.50
3.00
2.50
2.00
1.50
1.00
0.50
0.00
NH4+ (mg/l)
oct.93 ene.94 abr.94 jul.94 oct.94 ene.95 abr.95 jul.95 oct.95
N.G.
C.M.A.
Captación 17.-F6-13-1

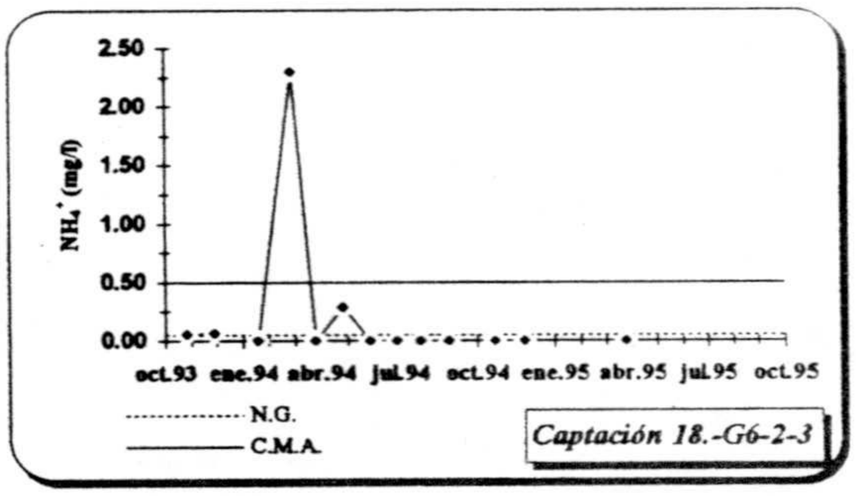
2.50
2.00
1.50
1.00
0.50
0.00
NH4+ (mg/l)
oct.93 ene.94 abr.94 jul.94 oct.94 ene.95 abr.95 jul.95 oct.95
N.G.
C.M.A.
Captación 18.-G6-2-3

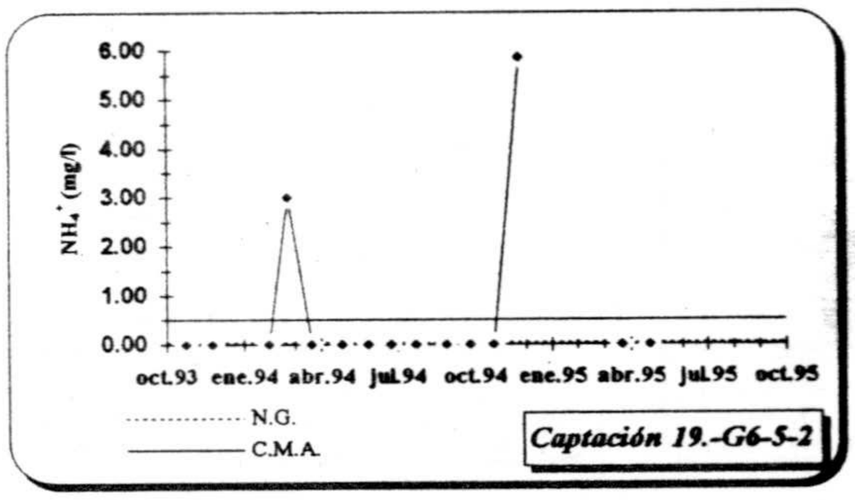
6.00
5.00
4.00
3.00
2.00
1.00
0.00
NH4+ (mg/l)
oct.93 ene.94 abr.94 jul.94 oct.94 ene.95 abr.95 jul.95 oct.95
N.G.
C.M.A.
Captación 19.-G6-5-2

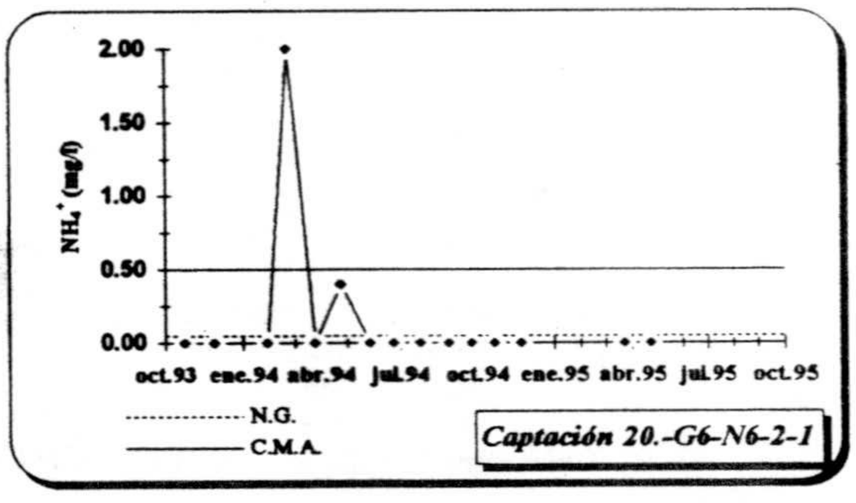
2.00
1.50
1.00
0.50
0.00
NH4+ (mg/l)
oct.93 ene.94 abr.94 jul.94 oct.94 ene.95 abr.95 jul.95 oct.95
N.G.
C.M.A.
Captación 20.-G6-N6-2-1

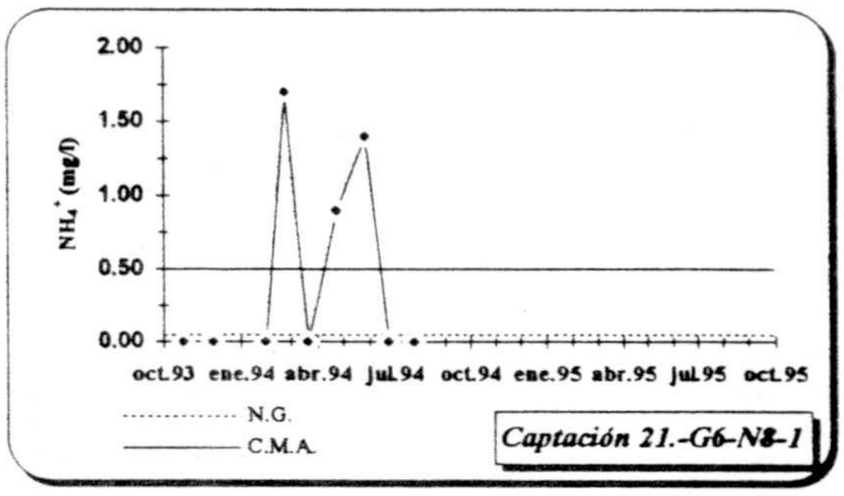


*Captación 21.-G6-N8-1*

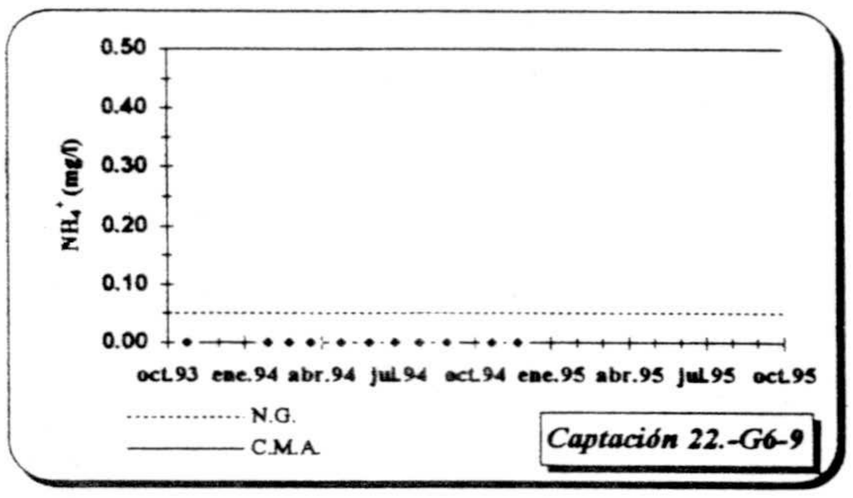


*Captación 22.-G6-9*

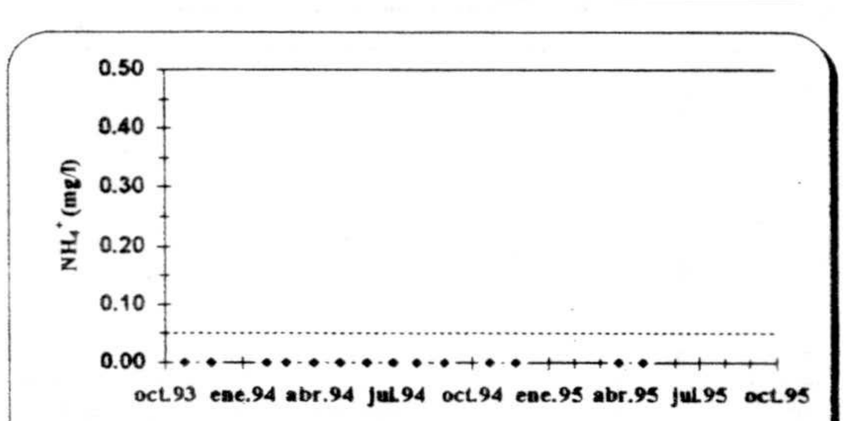


*Captación 23.-G6-N11-1*

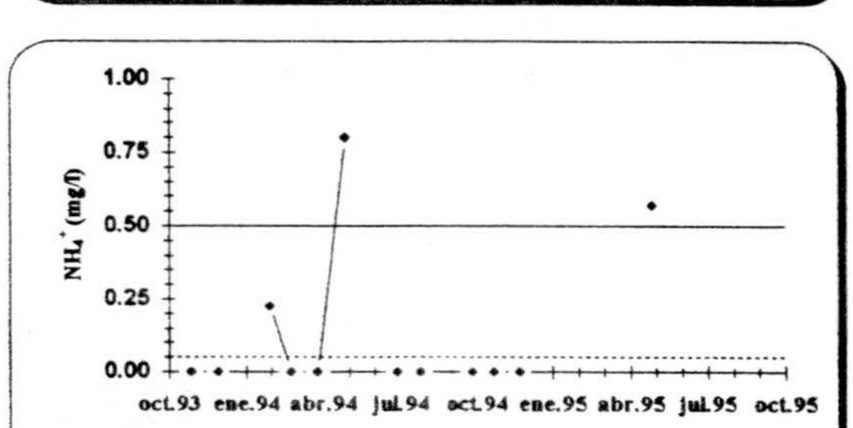


*Captación 24.-G6-N24-1*

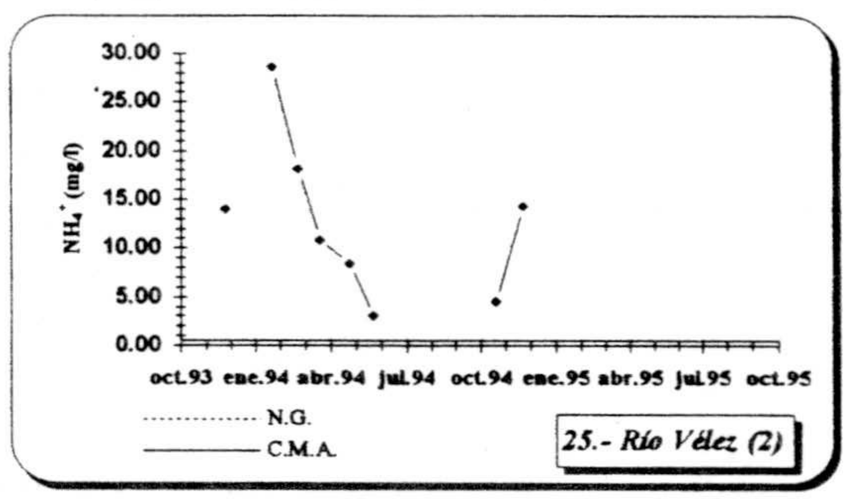


*25.- Río Vélez (2)*

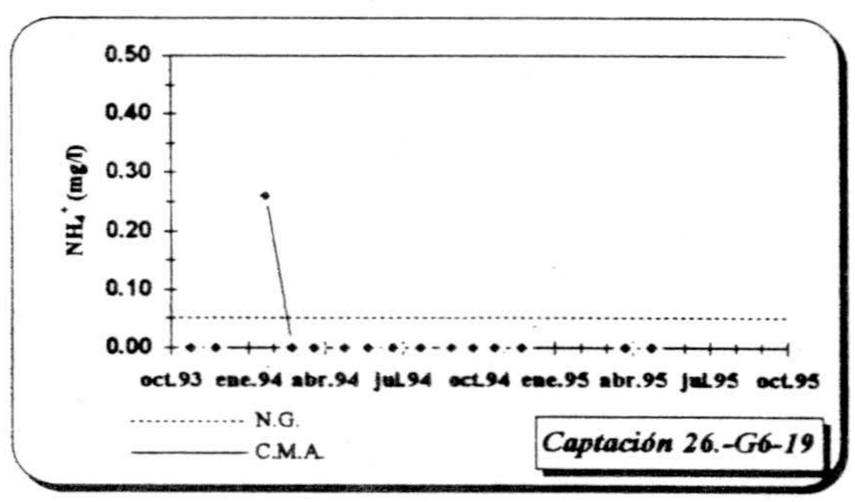


*Captación 26.-G6-19*

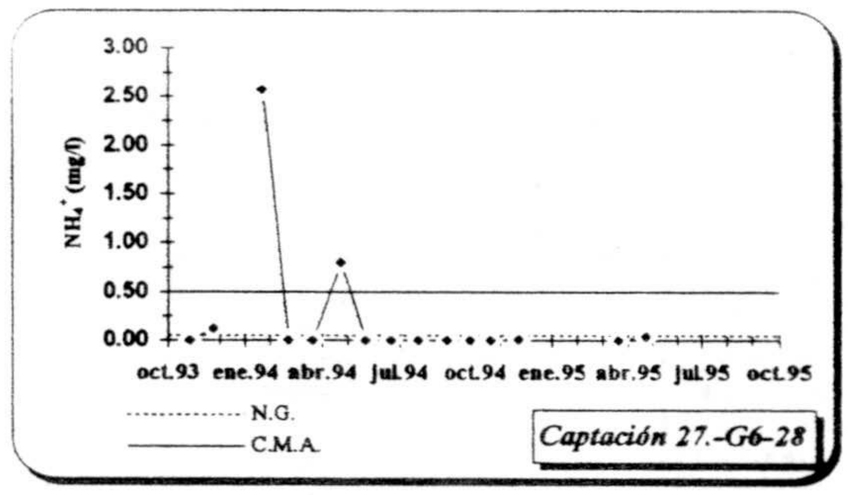


*Captación 27.-G6-28*

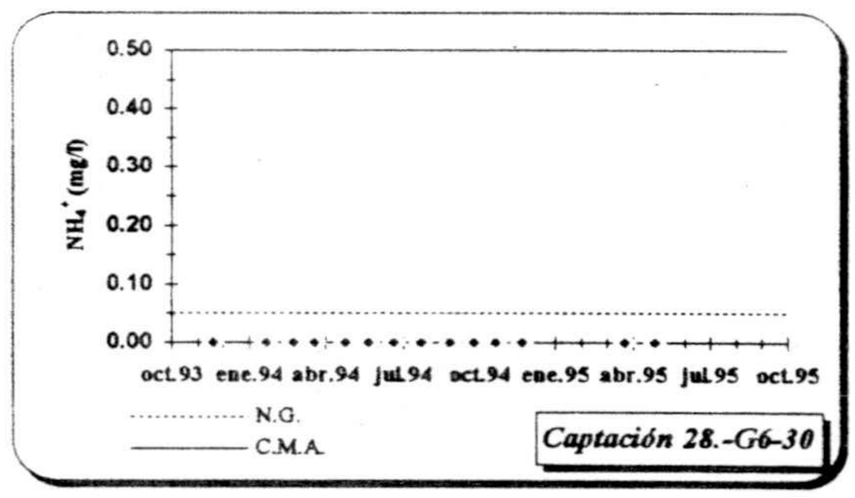


*Captación 28.-G6-30*

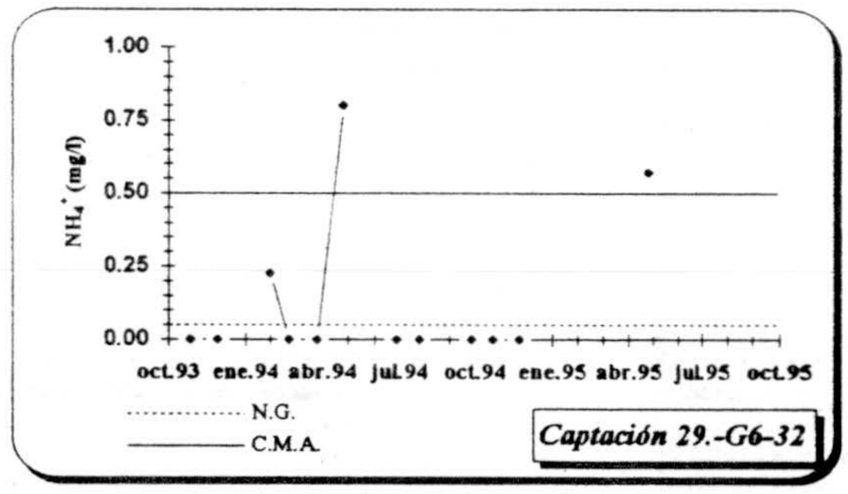


*Captación 29.-G6-32*

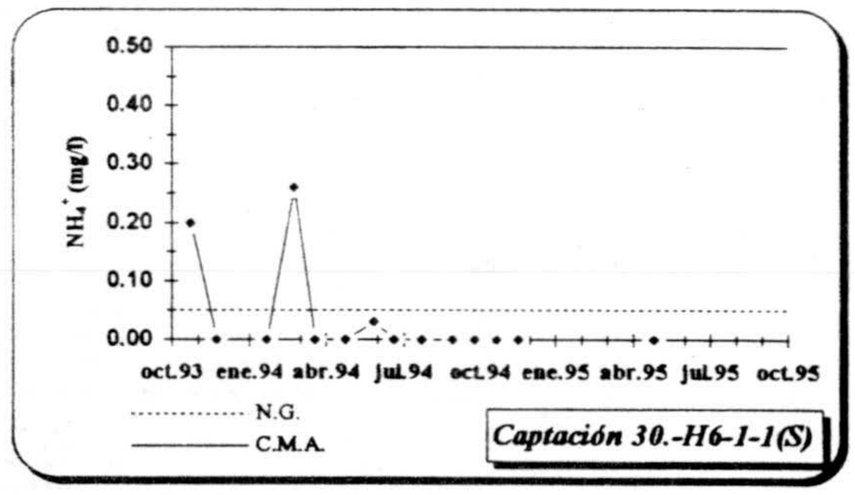


*Captación 30.-H6-1-1(S)*

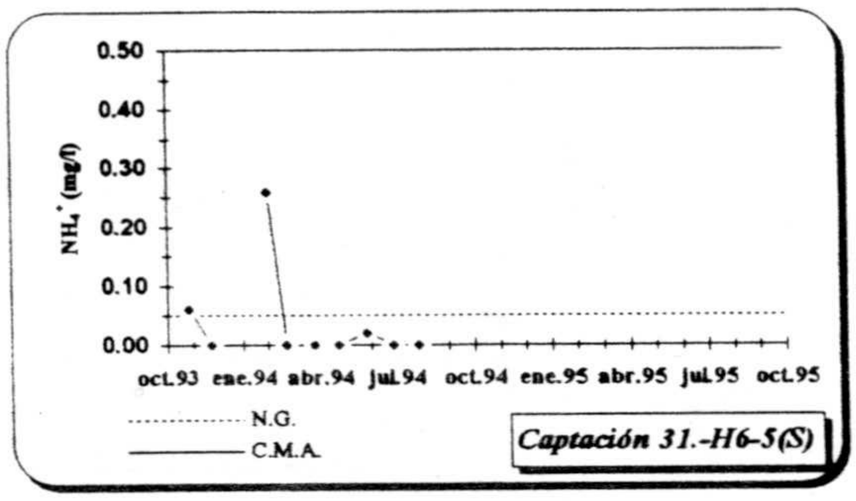
0.50
0.40
0.30
0.20
0.10
0.00
NH4+ (mg/l)
oct.93 ene.94 abr.94 jul.94 oct.94 ene.95 abr.95 jul.95 oct.95
N.G.
C.M.A.
Captación 31.-H6-5(S)

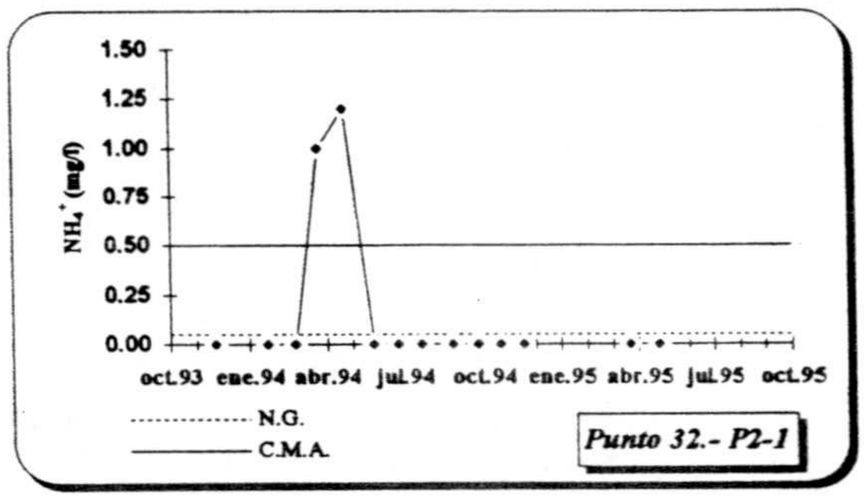
1.50
1.25
1.00
0.75
0.50
0.25
0.00
NH4+ (mg/l)
oct.93 ene.94 abr.94 jul.94 oct.94 ene.95 abr.95 jul.95 oct.95
N.G.
C.M.A.
Punto 32.- P2-1

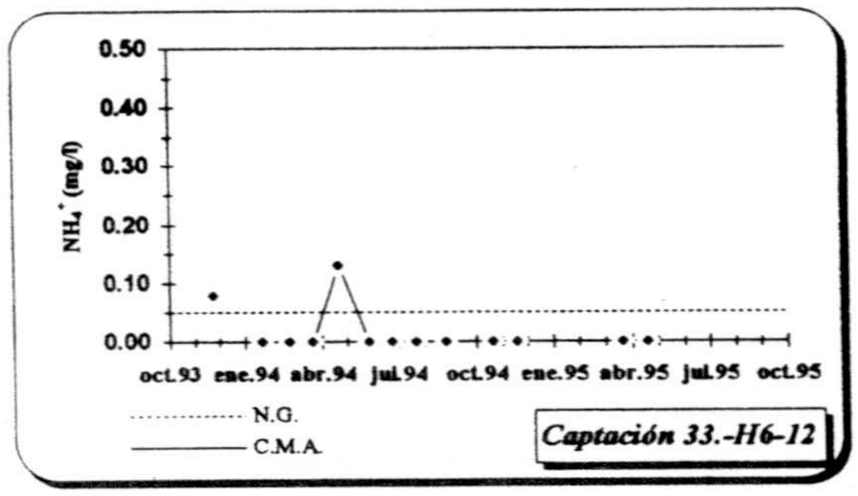
0.50
0.40
0.30
0.20
0.10
0.00
NH4+ (mg/l)
oct.93 ene.94 abr.94 jul.94 oct.94 ene.95 abr.95 jul.95 oct.95
N.G.
C.M.A.
Captación 33.-H6-12

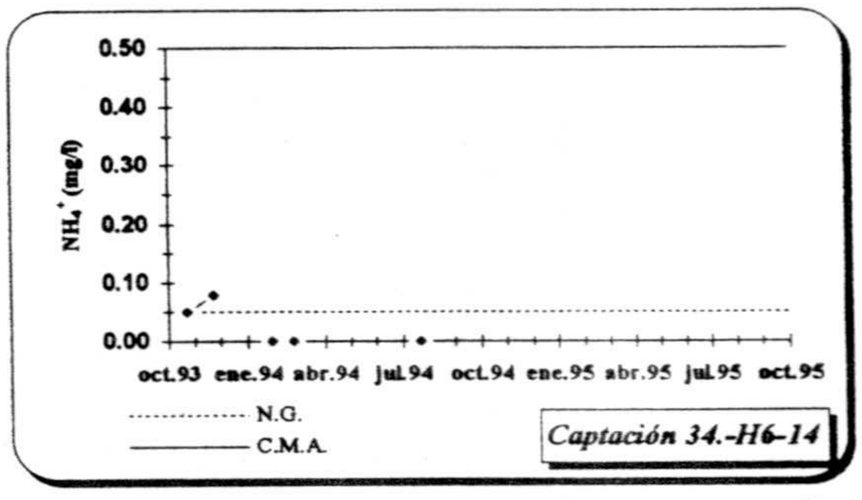
0.50
0.40
0.30
0.20
0.10
0.00
NH4+ (mg/l)
oct.93 ene.94 abr.94 jul.94 oct.94 ene.95 abr.95 jul.95 oct.95
N.G.
C.M.A.
Captación 34.-H6-14

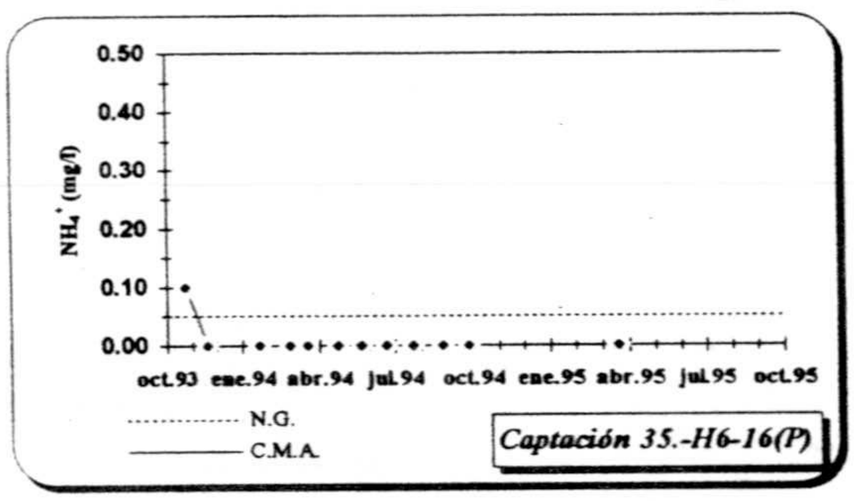
0.50
0.40
0.30
0.20
0.10
0.00
NH4+ (mg/l)
oct.93 ene.94 abr.94 jul.94 oct.94 ene.95 abr.95 jul.95 oct.95
N.G.
C.M.A.
Captación 35.-H6-16(P)

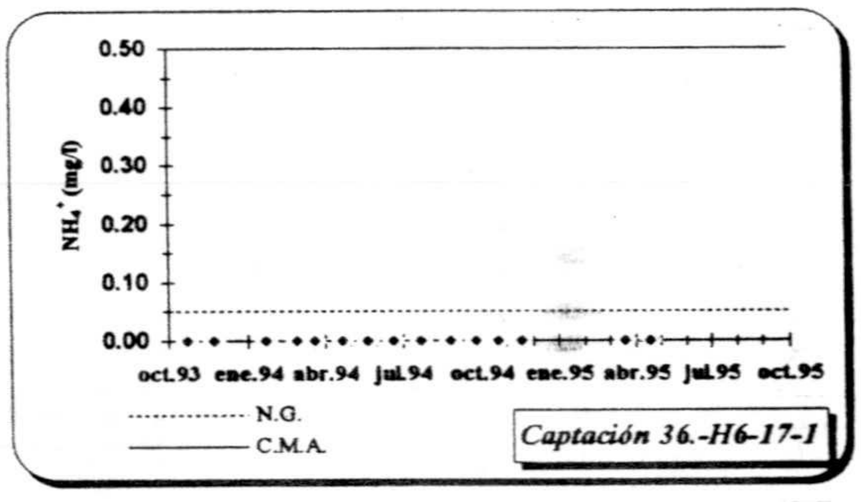
0.50
0.40
0.30
0.20
0.10
0.00
NH4+ (mg/l)
oct.93 ene.94 abr.94 jul.94 oct.94 ene.95 abr.95 jul.95 oct.95
N.G.
C.M.A.
Captación 36.-H6-17-1

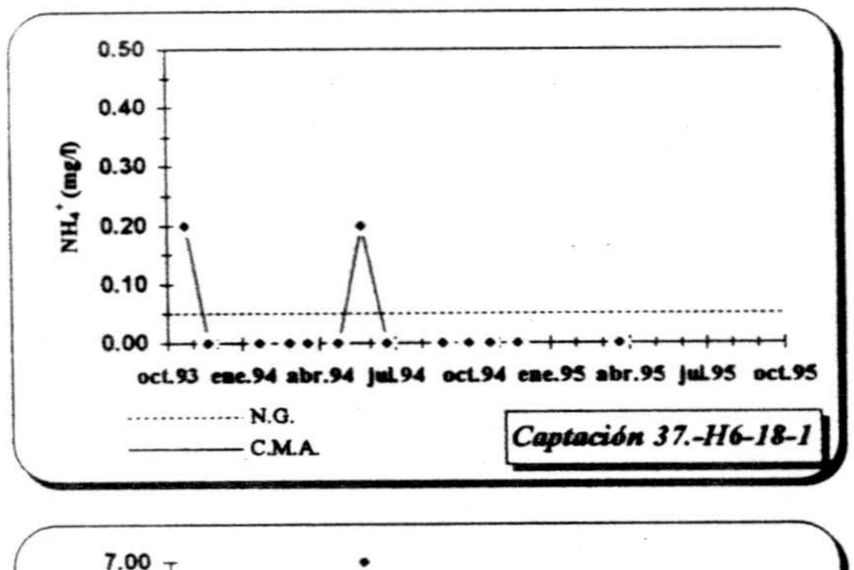
0.50
0.40
0.30
0.20
0.10
0.00
NH4+ (mg/l)
oct.93 ene.94 abr.94 jul.94 oct.94 ene.95 abr.95 jul.95 oct.95
N.G.
C.M.A.
Captación 37.-H6-18-1

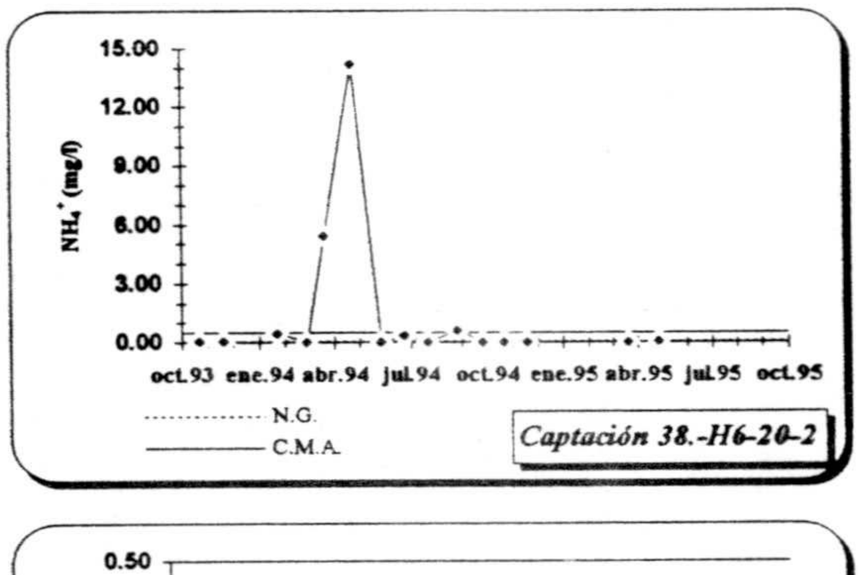
15.00
12.00
9.00
6.00
3.00
0.00
NH4+ (mg/l)
oct.93 ene.94 abr.94 jul.94 oct.94 ene.95 abr.95 jul.95 oct.95
N.G.
C.M.A.
Captación 38.-H6-20-2

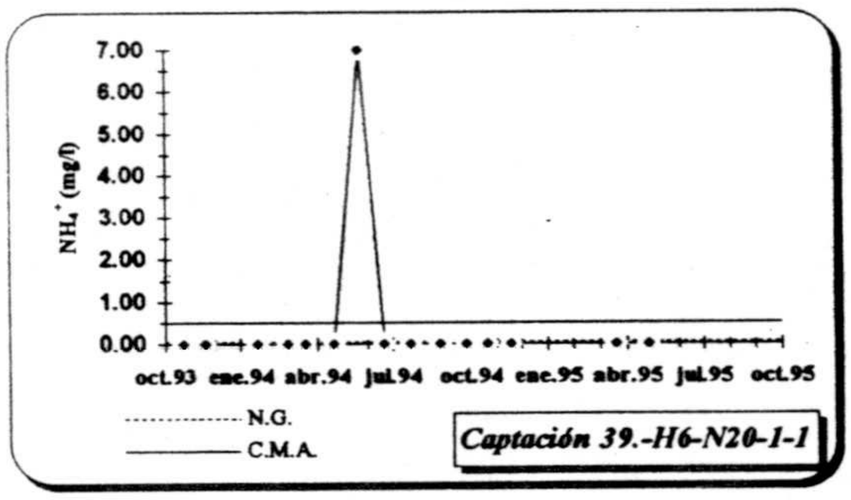
7.00
6.00
5.00
4.00
3.00
2.00
1.00
0.00
NH4+ (mg/l)
oct.93 ene.94 abr.94 jul.94 oct.94 ene.95 abr.95 jul.95 oct.95
N.G.
C.M.A.
Captación 39.-H6-N20-1-1

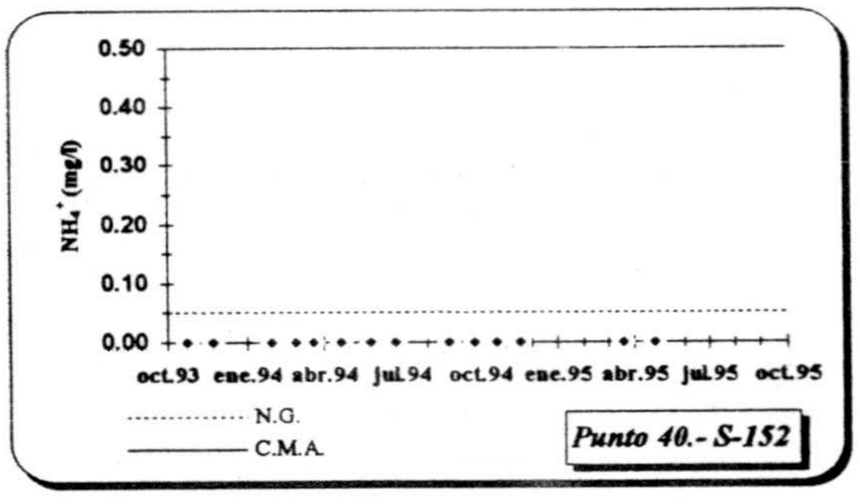
0.50
0.40
0.30
0.20
0.10
0.00
NH4+ (mg/l)
oct.93 ene.94 abr.94 jul.94 oct.94 ene.95 abr.95 jul.95 oct.95
N.G.
C.M.A.
Punto 40.- S-152

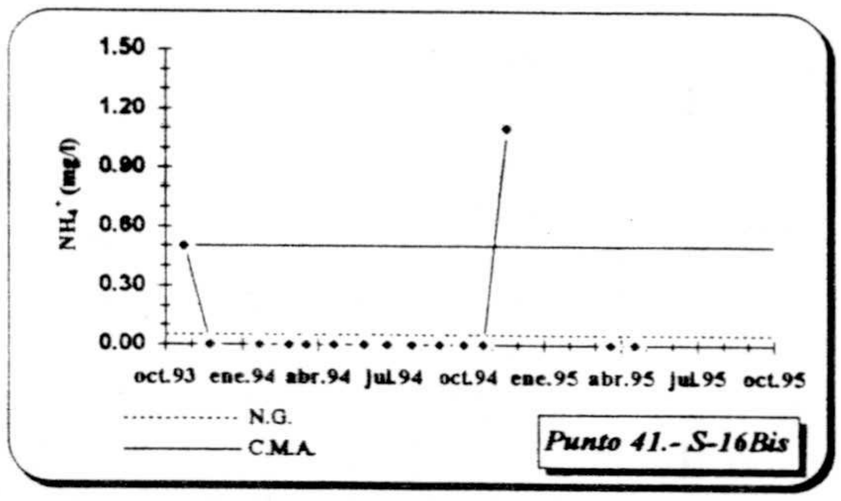

*Punto 41.- S-16Bis*

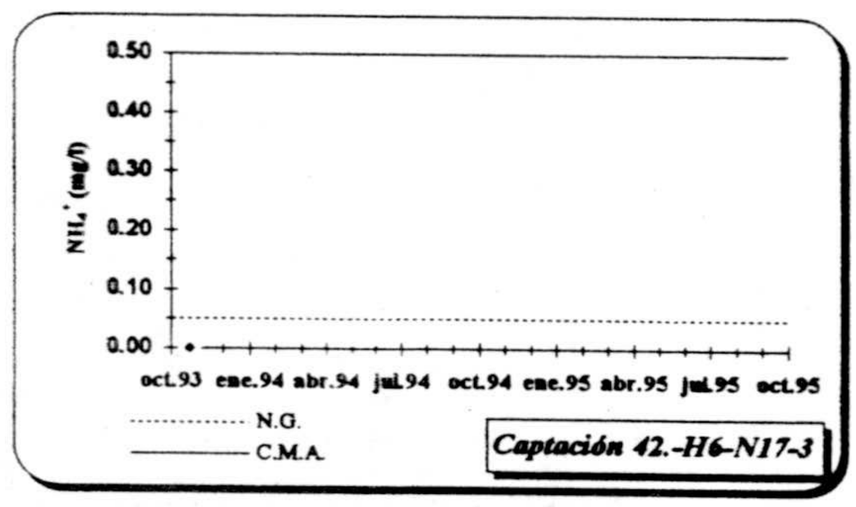

*Captación 42.-H6-N17-3*

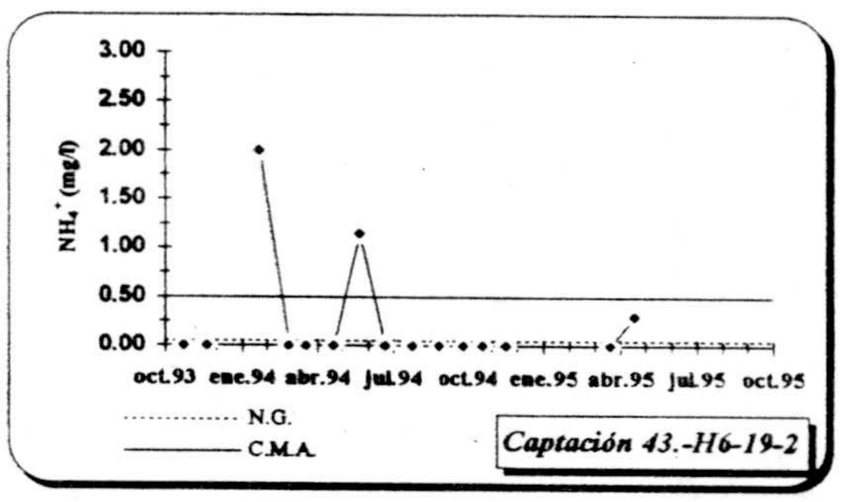

*Captación 43.-H6-19-2*

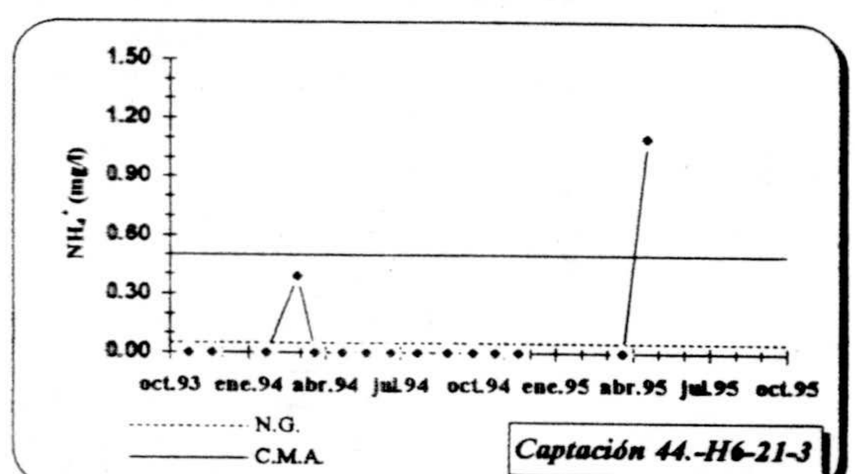

*Captación 44.-H6-21-3*

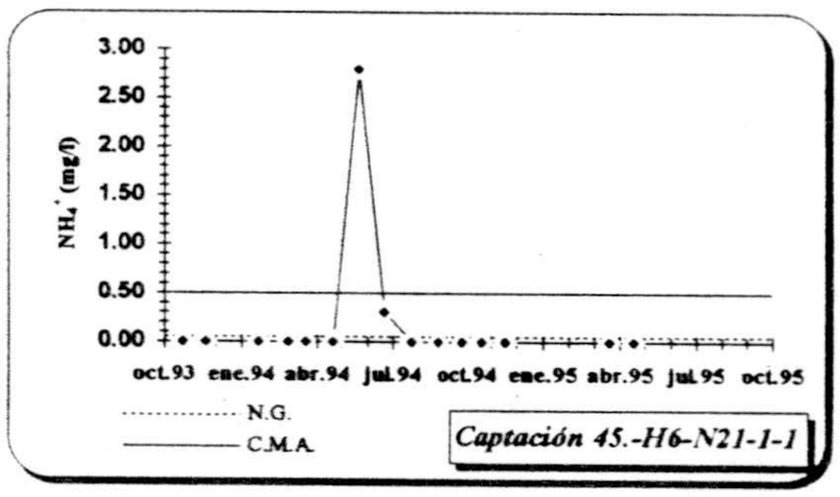

*Captación 45.-H6-N21-1-1*

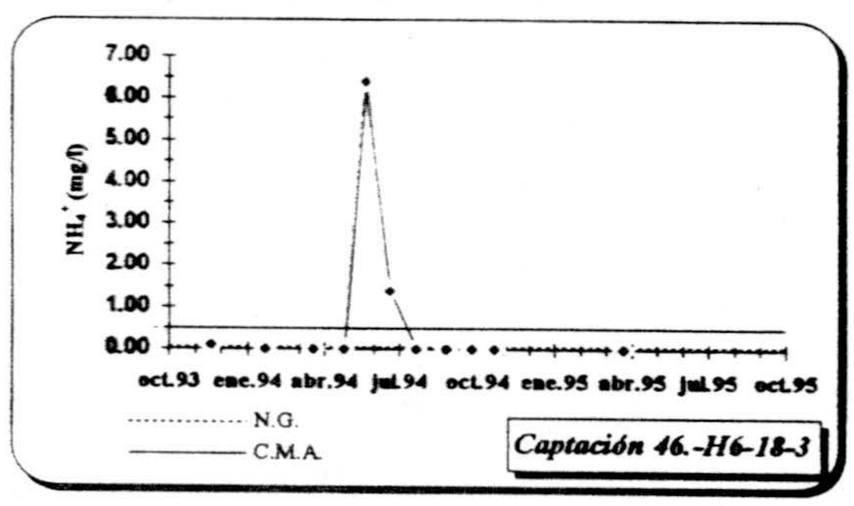

*Captación 46.-H6-18-3*

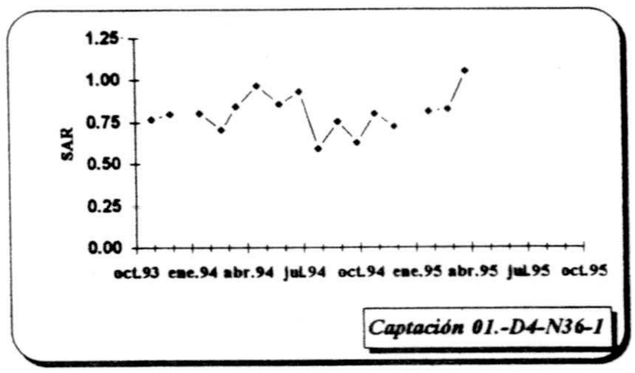


*Captación 01.-D4-N36-1*

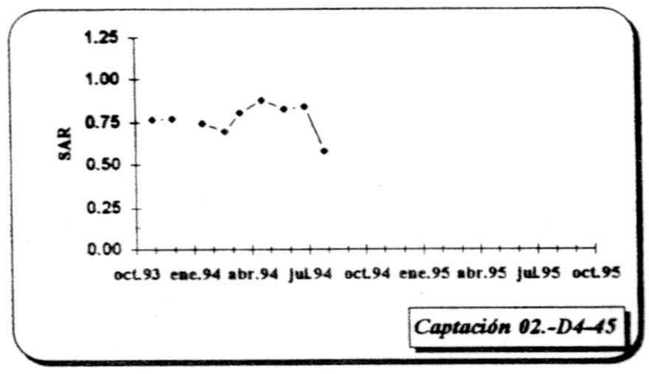


*Captación 02.-D4-45*

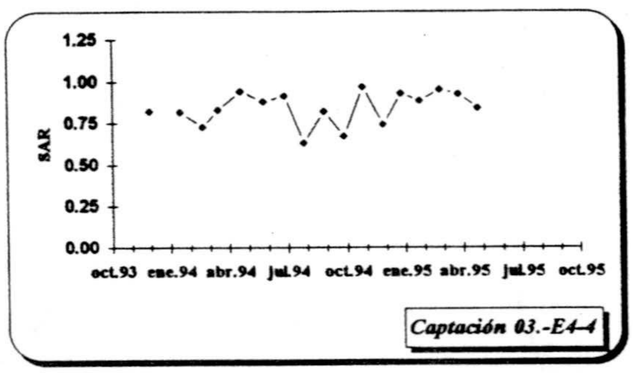


*Captación 03.-E4-4*

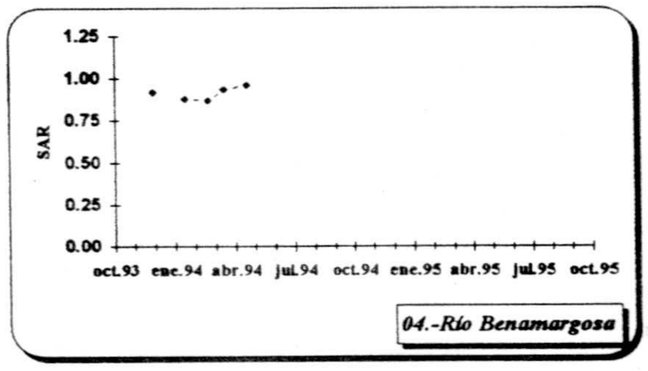


*04.-Río Benamargosa*

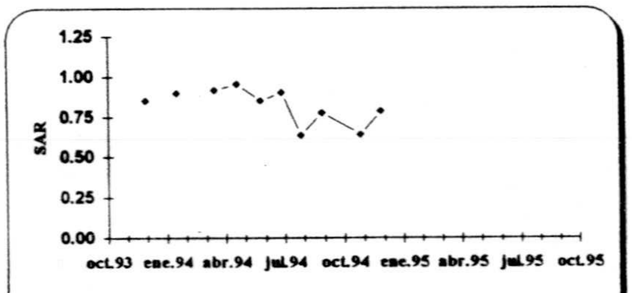


*Captación 05.-E5-8*

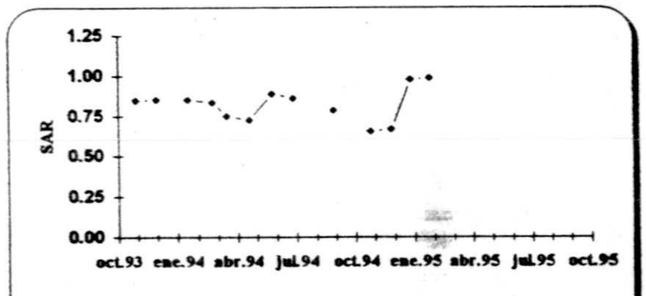


*Captación 06.-E5-19*

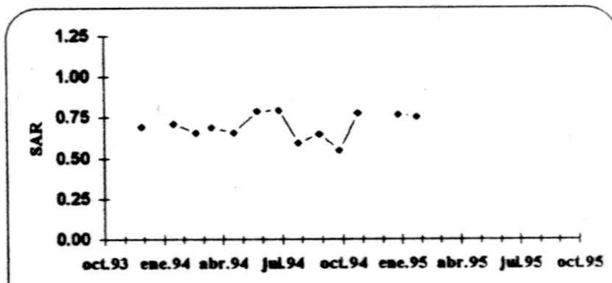


*Captación 07.-E5-24(S)*

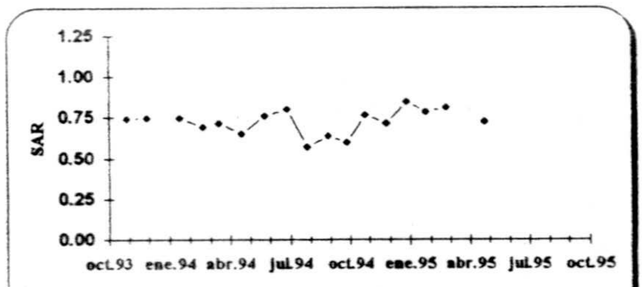


*Captación 08.-F5-16*

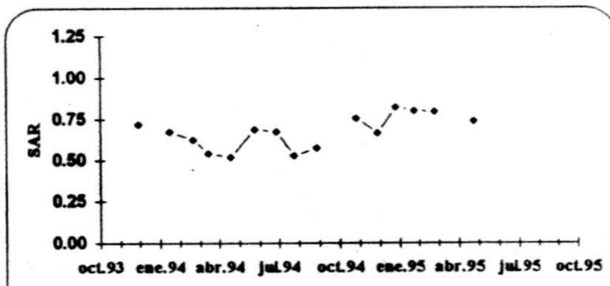


*Captación 09.-E6-11*

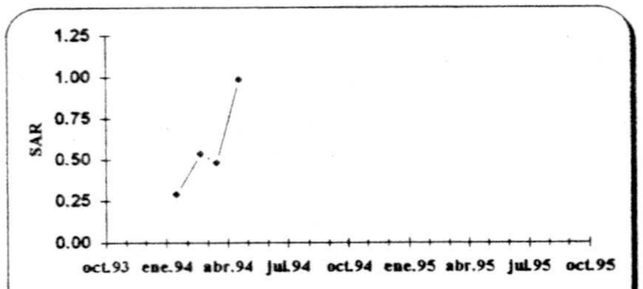


*10.-Río Vélez (1)*

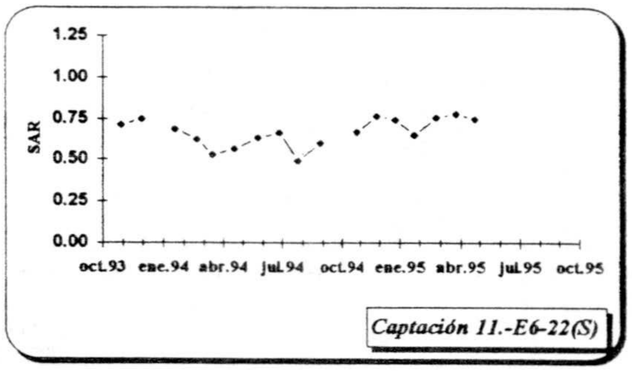


*Captación 11.-E6-22(S)*

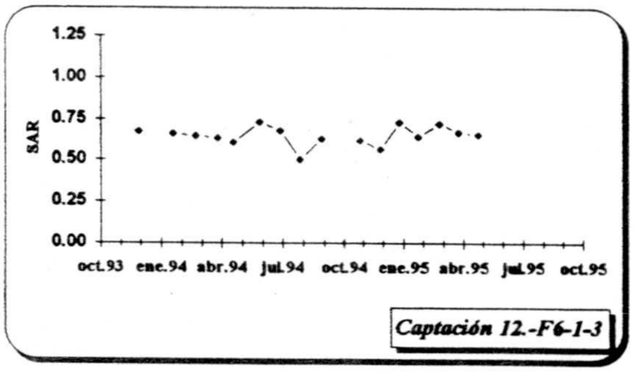


*Captación 12.-F6-1-3*

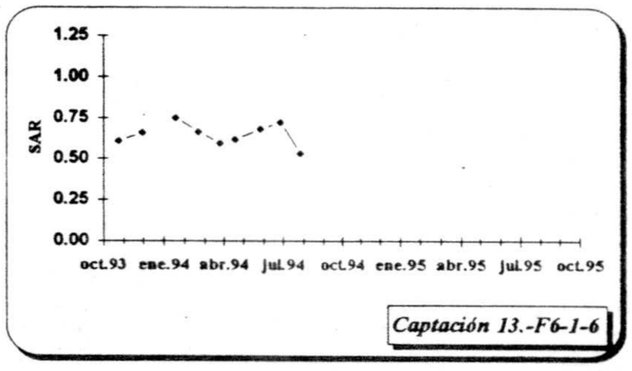


*Captación 13.-F6-1-6*

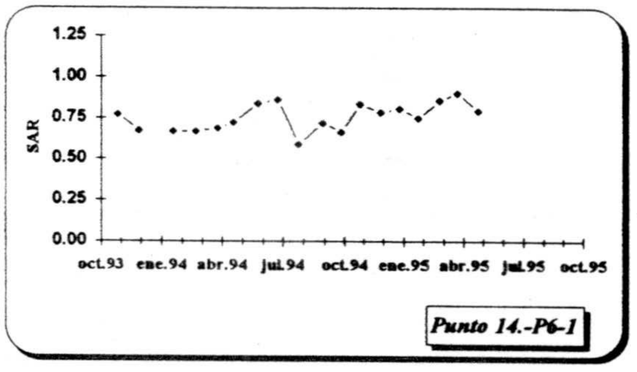


*Punto 14.-P6-1*

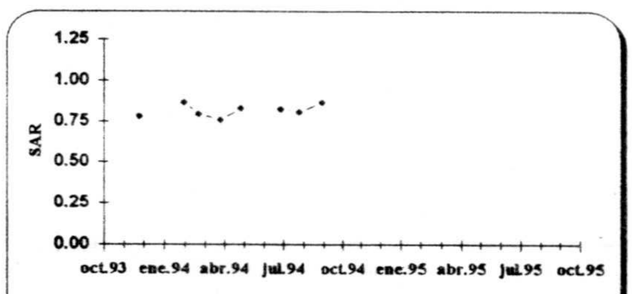


*Captación 15.-F6-20-2*

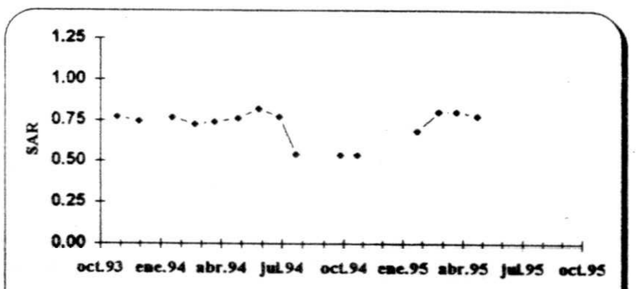


*Captación 16.-F6-24-1*

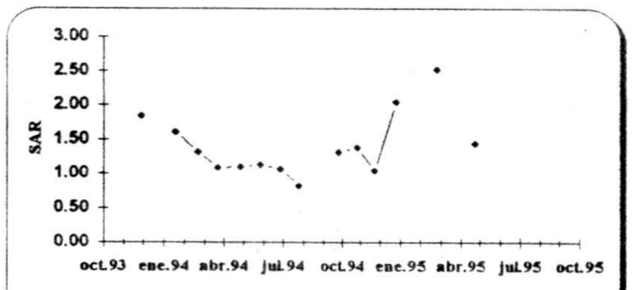


*Captación 17.-F6-13-1*

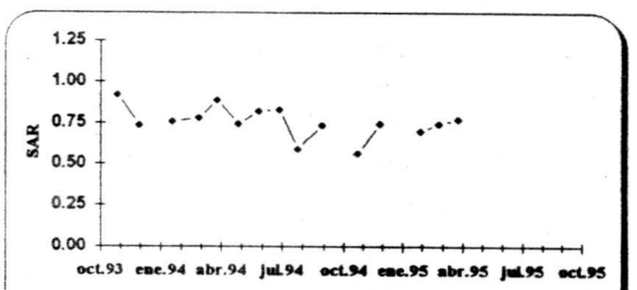


*Captación 18.-G6-2-3*

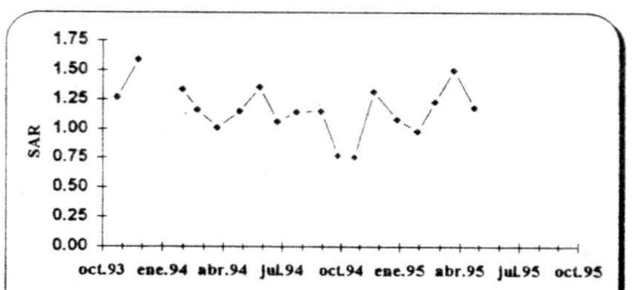


*Captación 19.-G6-5-2*

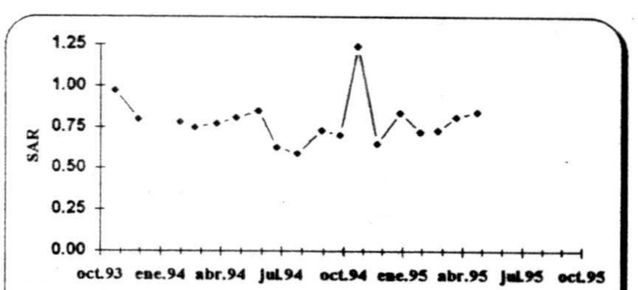


*Captación 20.-G6-N6-2-1*

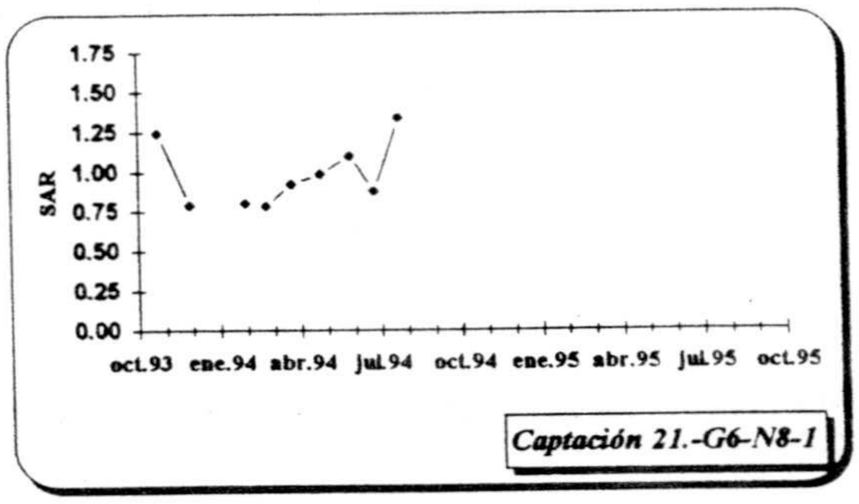


*Captación 21.-G6-N8-1*

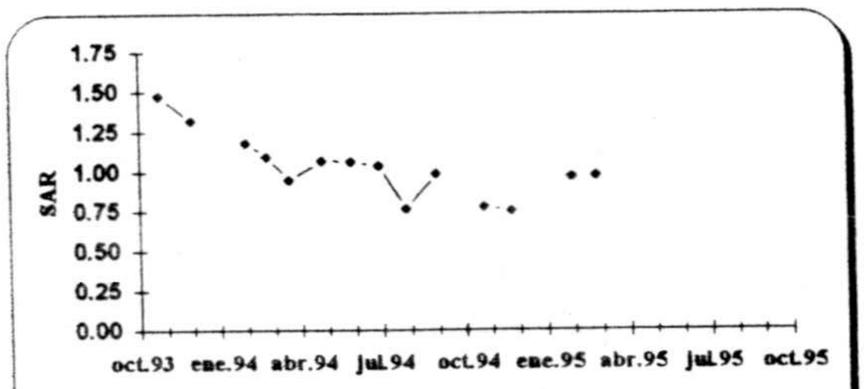


*Captación 22.-G6-9*

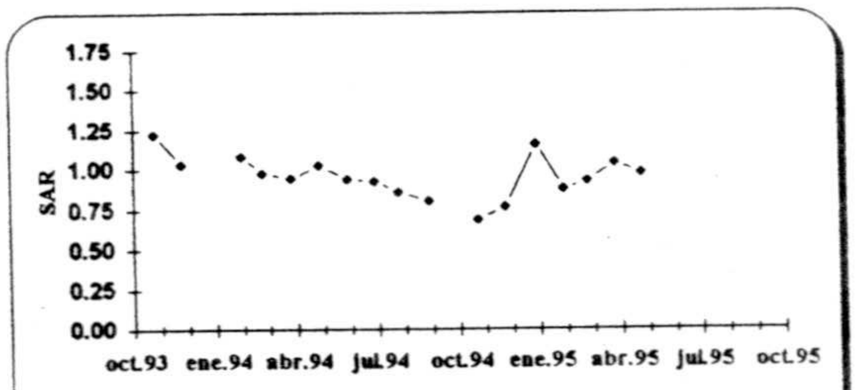


*Captación 23.-G6-N11-1*

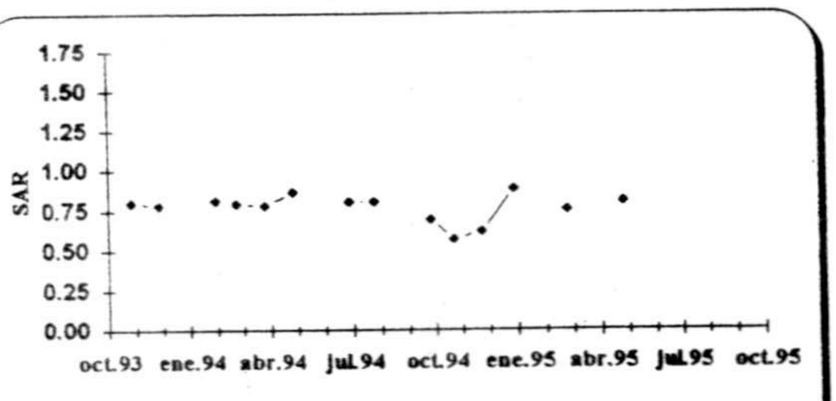


*Captación 24.-G6-N24-1*

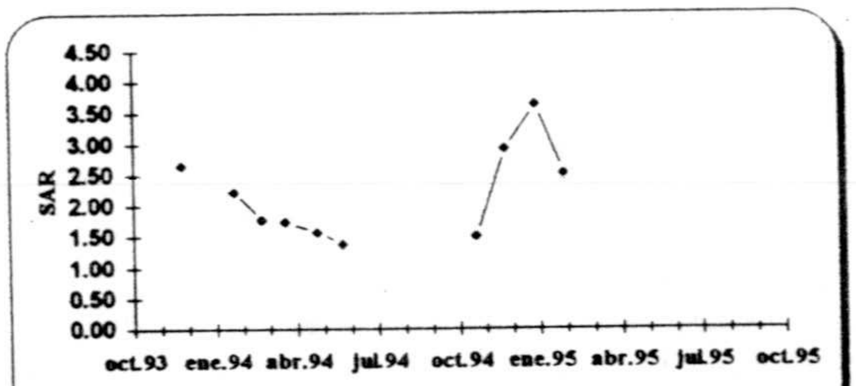


*25.-Río Vélez (2)*

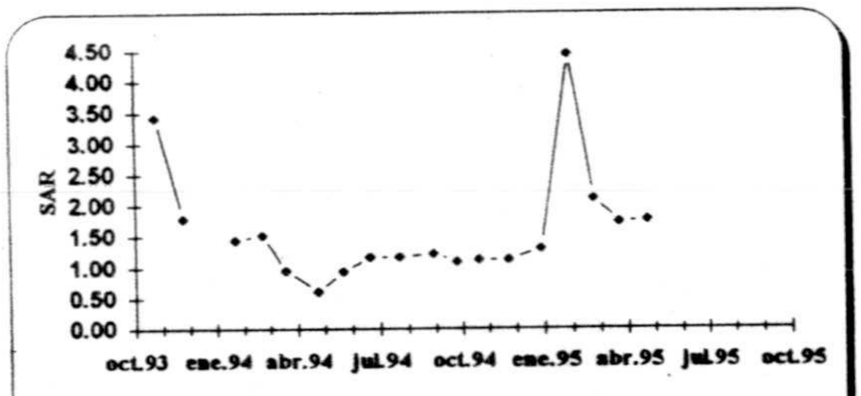


*Captación 26.-G6-19*

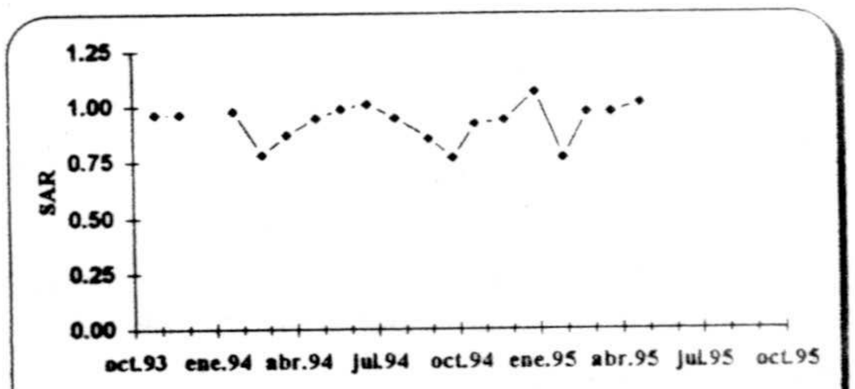


*Captación 27.-G6-28*

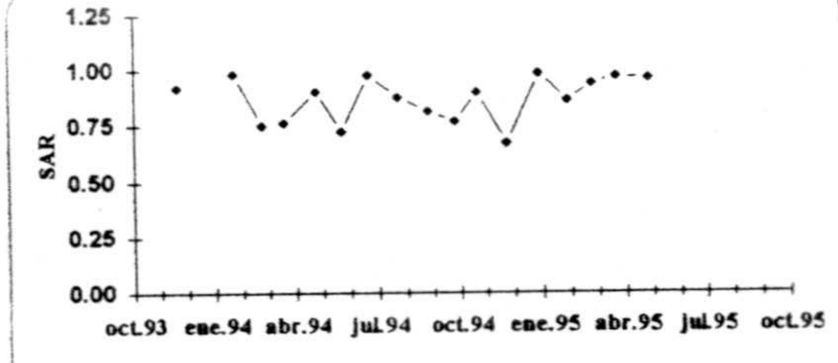


*Captación 28.-G6-30*

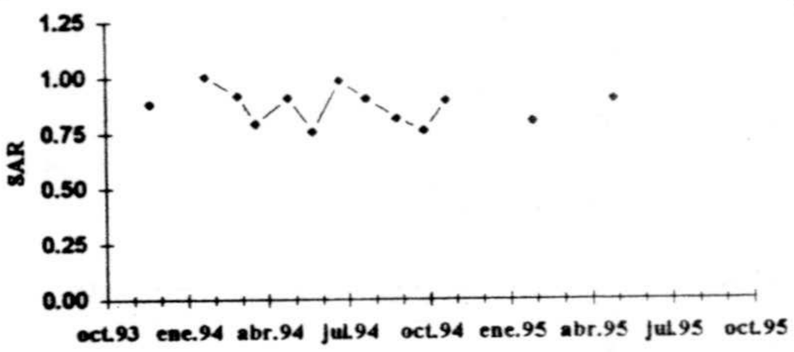


*Captación 29.-G6-32*

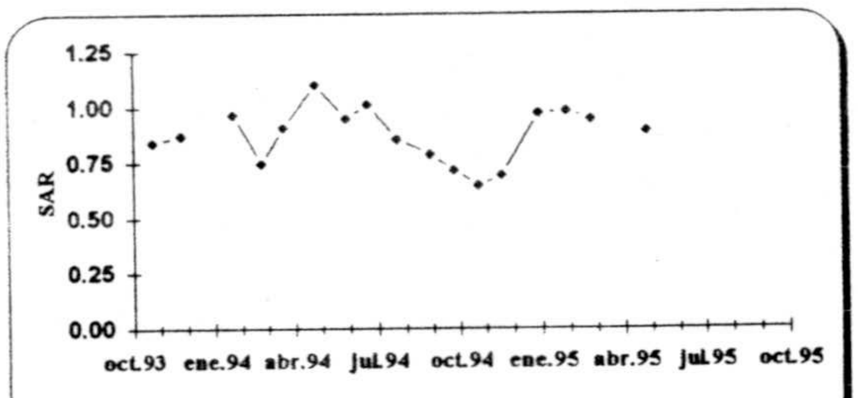


*Captación 30.-H6-1-1(S)*

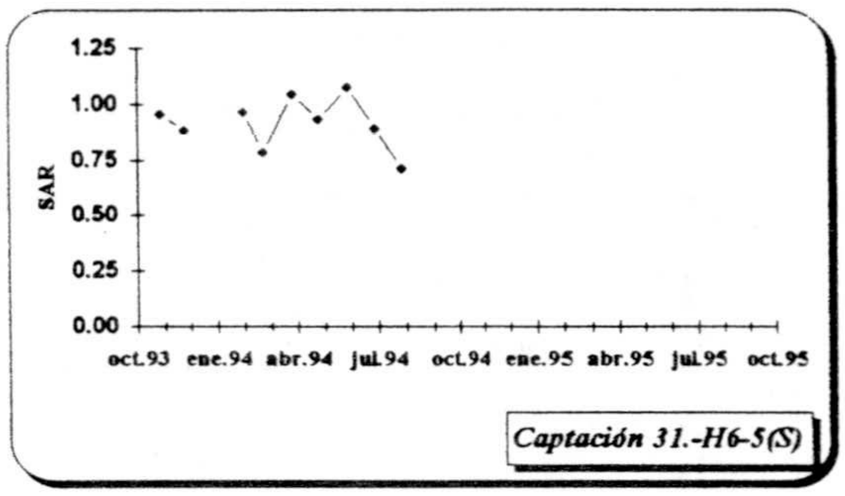


*Captación 31.-H6-5(S)*

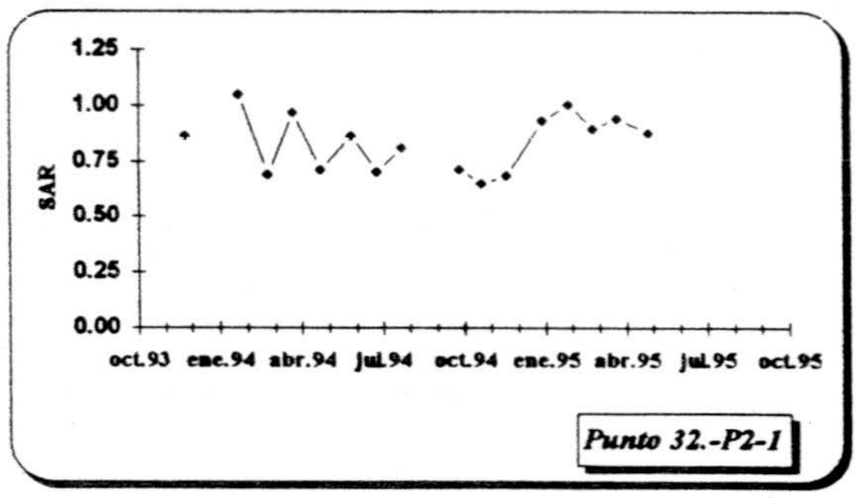


*Punto 32.-P2-1*

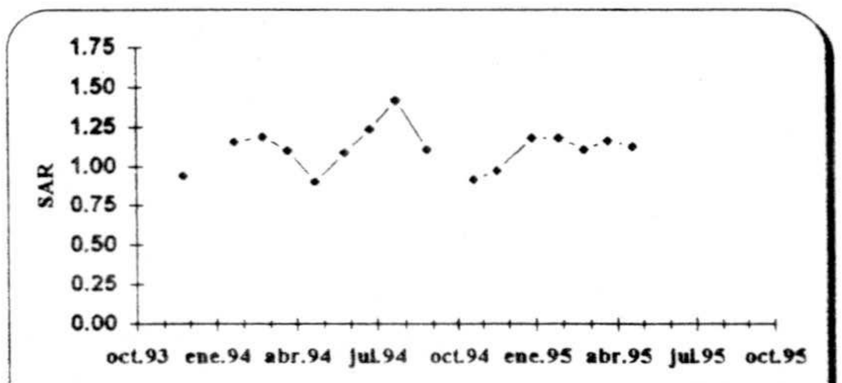


*Captación 33.-H6-12*

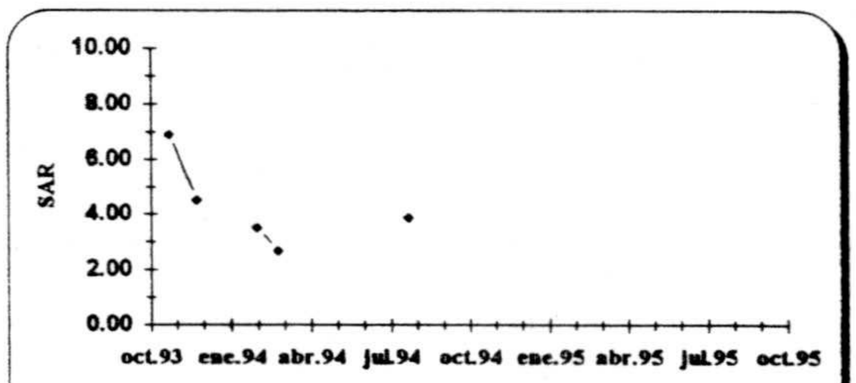


*Captación 34.-H6-14*

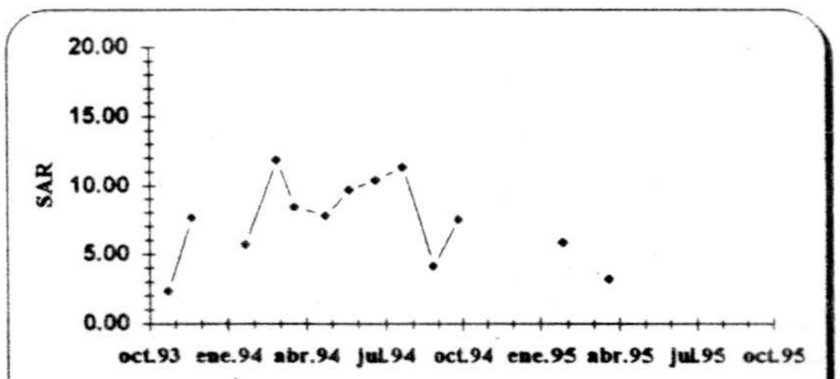


*Captación 35.-H6-16(P)*

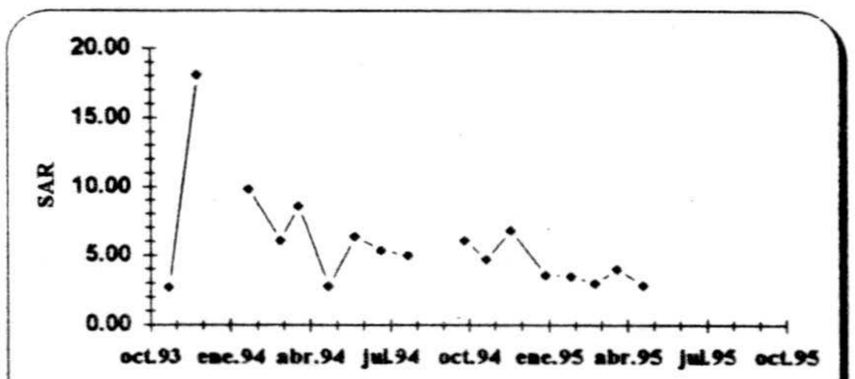


*Captación 36.-H6-17-1*

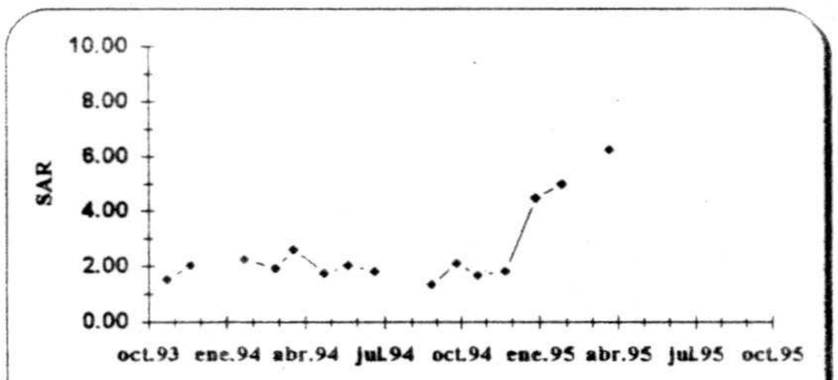


*Captación 37.-H6-18-1*

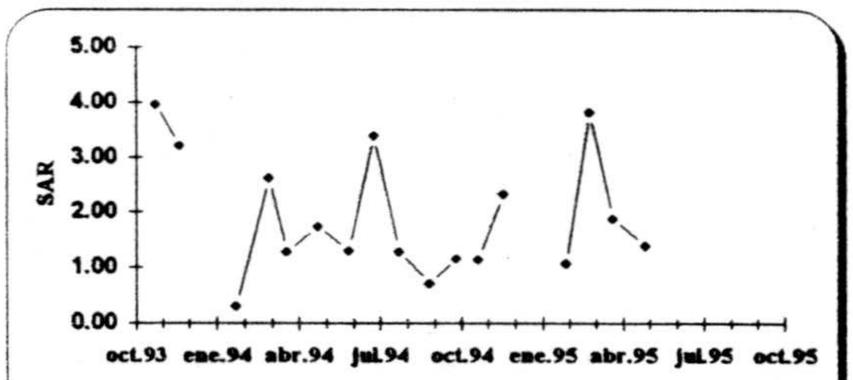


*Captación 38.-H6-20-1*

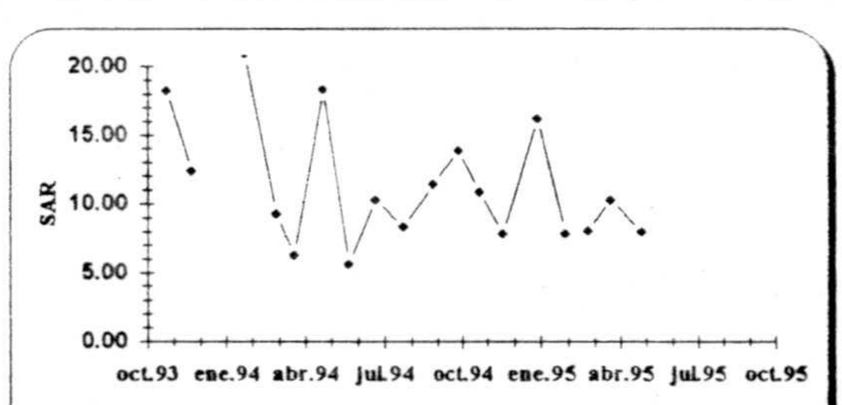


*Captación 39.-H6-N20-2-1*

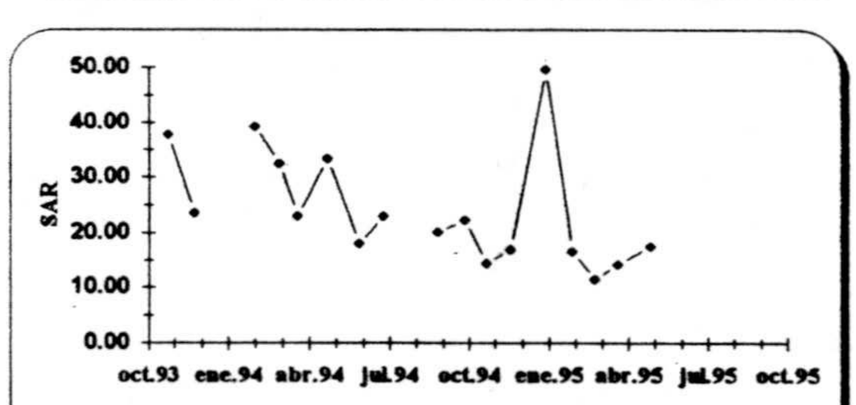


*Punto 40. S-152*

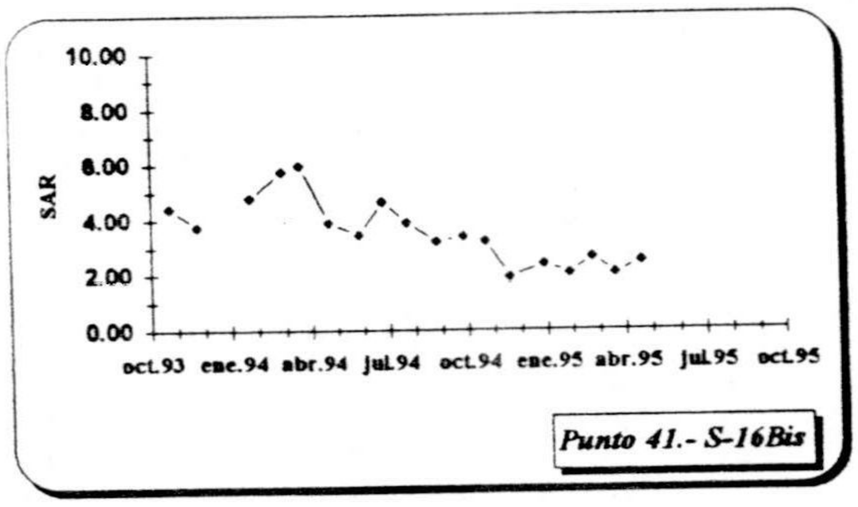


*Punto 41.- S-16Bis*

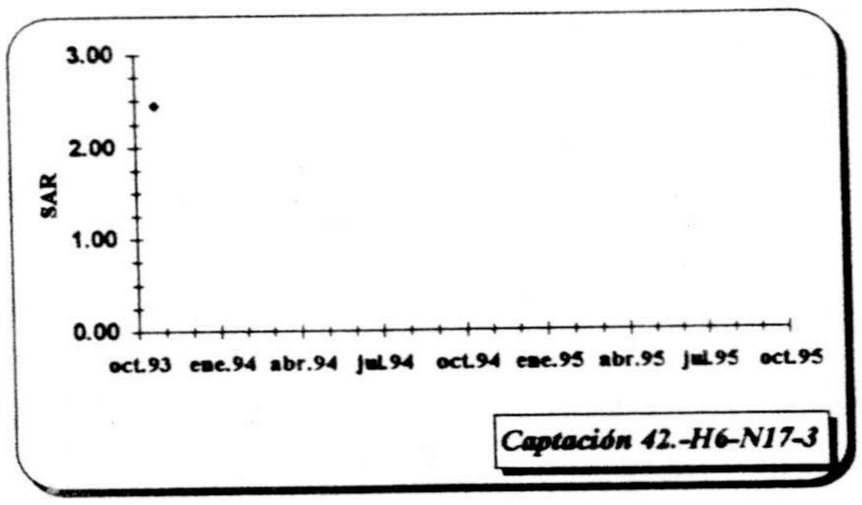


*Captación 42.-H6-N17-3*

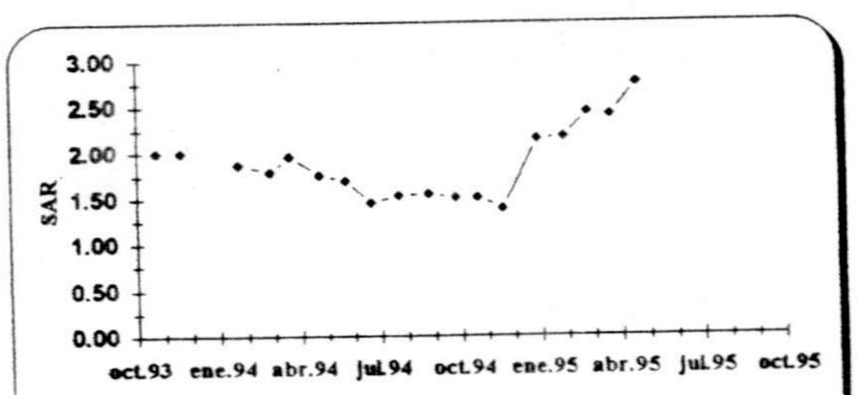


*Captación 43.-H6-19-2*

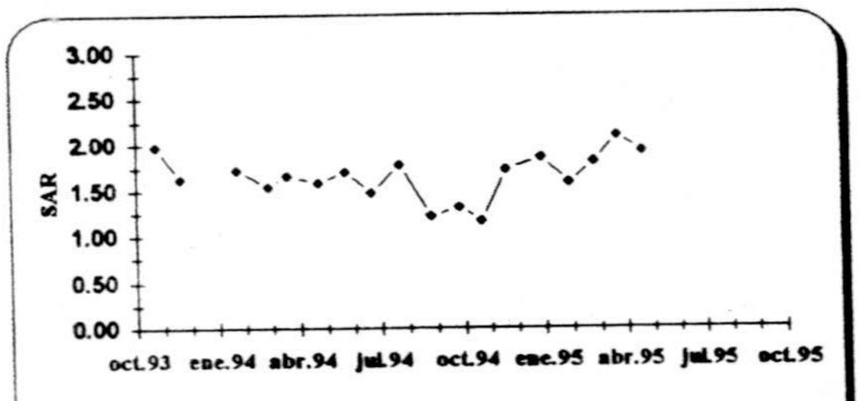


*Captación 44.-H6-21-3*

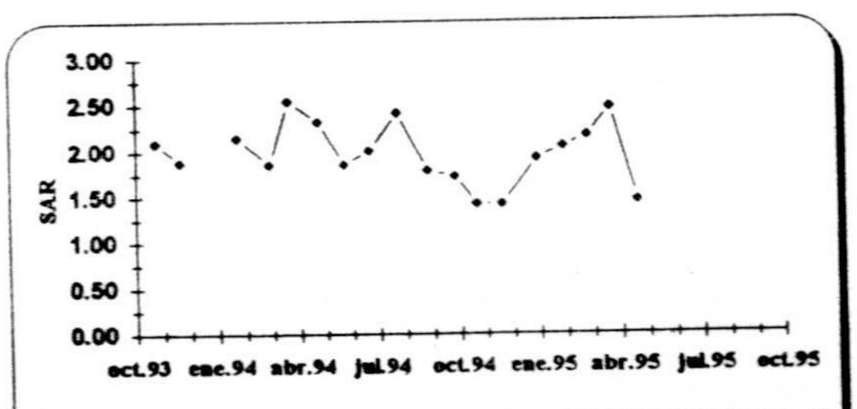


*Captación 45.-H6-N21-1-1*

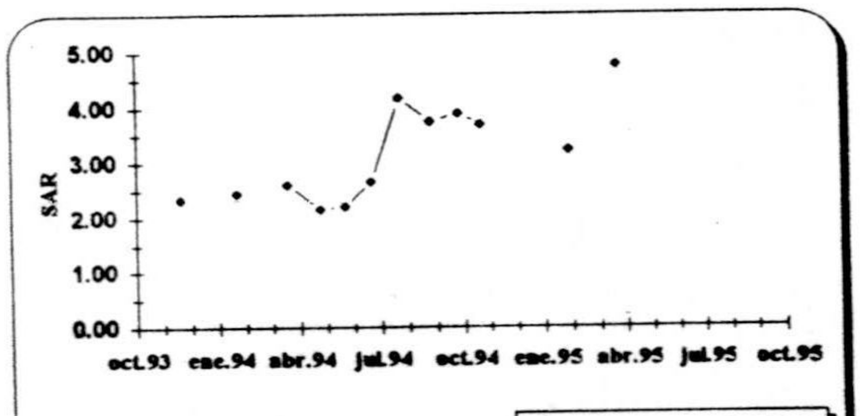


*Captación 46.-H6-18-3*

# ANEXO 9

## DIETAS FERTILIZANTES PATRON OBTENIDAS POR ENCUESTA EN LA PRESENTE INVESTIGACIÓN Y DIETAS RECOMENDADAS POR EL S.E.A. DE VÉLEZ MÁLAGA EN EL PERIODO 1985/90

| CULTIVOS | Fertilizantes | Dosis (kg/ha) | Fecha de aplicación | % N | % $P_2O_5$ | % $K_2O$ | % $SO_3$ | % CaO |
|---|---|---|---|---|---|---|---|---|
| **Patata** | Estiércol (oveja o vaca) | 50000 | Octubre o Noviembre | 0.06 | 1.5 | 0.06 | 1.25 | 5 |
| | Complejo 15%-15%-15% (NPK) | 800 | Octubre, Noviembre o Diciembre | 15 | 15 | 15 | 8.2 | 0 |
| | Nitrosulfato amónico 26%N | 300 | Enero | 26 | 0 | 0 | 37.5 | 0 |
| | Nitrato amónico 33.5% N | 250 | Febrero | 33.5 | 0 | 0 | 0 | 0 |
| | Nitrato Potásico | 150 | Marzo | 13 | 0 | 46 | 0 | 0 |
| **Tomate de primavera** | Complejo 15%-15%-15% (NPK) | 750 | Marzo o Abril | 15 | 15 | 15 | 8.2 | 0 |
| | Nitrato Cálcico 15.5% N | 500 | Mayo | 15.5 | 0 | 0 | 0 | 28 |
| | Nitrato Potásico | 250 | Junio | 13 | 0 | 46 | 0 | 0 |
| **Tomate de otoño** | Complejo 15%-15%-15% (NPK) | 750 | Julio o Agosto | 15 | 15 | 15 | 8.2 | 0 |
| | Nitrato Cálcico 15.5% N | 500 | Sept. u Octubre | 15.5 | 0 | 0 | 0 | 28 |
| | Nitrato Potásico | 250 | Octubre o Noviembre | 13 | 0 | 46 | 0 | 0 |
| **Boniato** | Complejo 15%-15%-15% (NPK) | 700 | Mayo o Junio | 15 | 15 | 15 | 8.2 | 0 |
| | Sulfato amónico 21% N | 400 | Julio o Agosto | 21 | 0 | 0 | 58.8 | 0 |
| **Lechuga** | Sulfato amónico 21% N | 250 | De Sept. a Enero | 21 | 0 | 0 | 58.8 | 0 |
| | Nitrato amónico 33.5% N | 250 | De Octubre a Febrero | 33.5 | 0 | 0 | 0 | 0 |
| **Pimiento** | Nitrato amónico 33.5% N | 400 | Abril | 33.5 | 0 | 0 | 0 | 0 |
| **Alcachofa** | Estiércol (oveja o vaca) | 80000 | Agosto | 0.06 | 1.5 | 0.06 | 1.25 | 5 |
| | Complejo 15%-15%-15% (NPK) | 350 | Agosto | 15 | 15 | 15 | 8.2 | 0 |
| | Urea 46% N | 300 | De Sept. a Marzo | 46 | 0 | 0 | 0 | 0 |
| **Caña de azúcar** | Complejo 15%-15%-15% (NPK) | 500 | Junio o Julio | 15 | 15 | 15 | 8.2 | 0 |
| | Urea 46% N | 400 | Agosto a Sept. | 46 | 0 | 0 | 0 | 0 |

| CULTIVOS | Fertilizantes | Dosis (kg/ha) | Fecha de aplicación | % N | % $P_2O_5$ | % $K_2O$ | % $SO_3$ | % CaO |
|---|---|---|---|---|---|---|---|---|
| **Aguacate** | Sulfato Potásico | 40 | Enero | 0 | 0 | 50 | 18 | 0 |
| | Sulfato Potásico | 40 | Febrero | 0 | 0 | 50 | 18 | 0 |
| | Sulfato Potásico | 20 | Marzo | 0 | 0 | 50 | 18 | 0 |
| | Sulfato Amónico | 20 | Marzo | 21 | 0 | 0 | 58.8 | 0 |
| | Sulfato Potásico | 20 | Abril | 0 | 0 | 50 | 18 | 0 |
| | Sulfato Amónico | 20 | Abril | 21 | 0 | 0 | 58.8 | 0 |
| | Quelato de Hierro 6% | 4 | Abril | 0 | 0 | 0 | 0 | 0 |
| | Sulfato Potásico | 10 | Mayo | 0 | 0 | 50 | 18 | 0 |
| | Quelato de Hierro 6% | 4 | Mayo | 0 | 0 | 0 | 0 | 0 |
| | Sulfato Potásico | 10 | Junio | 0 | 0 | 50 | 18 | 0 |
| | Sulfato Amónico | 10 | Junio | 21 | 0 | 0 | 58.8 | 0 |
| | Nitrato Potásico | 10 | Julio | 13 | 0 | 46 | 0 | 0 |
| | Nitrato Cálcico 15.5% N | 8 | Julio | 15.5 | 0 | 0 | 0 | 28 |
| | Nitrato Cálcico 15.5% N | 8 | Agosto | 15.5 | 0 | 0 | 0 | 28 |
| | Nitrato Cálcico 15.5% N | 8 | Septiembre | 15.5 | 0 | 0 | 0 | 28 |
| | Nitrato Cálcico 15.5% N | 8 | Octubre | 15.5 | 0 | 0 | 0 | 28 |
| | Sulfato Potásico | 40 | Noviembre | 0 | 0 | 50 | 18 | 0 |
| | Sulfato Potásico | 40 | Diciembre | 0 | 0 | 50 | 18 | 0 |

| CULTIVOS | Fertilizantes | Dosis (kg/ha) | Fecha de aplicación | % N | % $P_2O_5$ | % $K_2O$ | % $SO_3$ | % CaO |
|---|---|---|---|---|---|---|---|---|
| **Mango** | Sulfato Potásico | 35 | Enero | 0 | 0 | 50 | 18 | 0 |
| | Sulfato Potásico | 35 | Febrero | 0 | 0 | 50 | 18 | 0 |
| | Sulfato Potásico | 15 | Marzo | 0 | 0 | 50 | 18 | 0 |
| | Sulfato Amónico | 15 | Marzo | 21 | 0 | 0 | 58.8 | 0 |
| | Sulfato Potásico | 15 | Abril | 0 | 0 | 50 | 18 | 0 |
| | Sulfato Amónico | 15 | Abril | 21 | 0 | 0 | 58.8 | 0 |
| | Quelato de Hierro 6% | 4 | Abril | 0 | 0 | 0 | 0 | 0 |
| | Sulfato Potásico | 8 | Mayo | 0 | 0 | 50 | 18 | 0 |
| | Quelato de Hierro 6% | 4 | Mayo | 0 | 0 | 0 | 0 | 0 |
| | Sulfato Potásico | 8 | Junio | 0 | 0 | 50 | 18 | 0 |
| | Sulfato Amónico | 8 | Junio | 21 | 0 | 0 | 58.8 | 0 |
| | Nitrato Potásico | 6 | Julio | 13 | 0 | 46 | 0 | 0 |
| | Nitrato Cálcico 15.5% N | 6 | Julio | 15.5 | 0 | 0 | 0 | 28 |
| | Nitrato Cálcico 15.5% N | 6 | Agosto | 15.5 | 0 | 0 | 0 | 28 |
| | Nitrato Cálcico 15.5% N | 6 | Septiembre | 15.5 | 0 | 0 | 0 | 28 |
| | Nitrato Cálcico 15.5% N | 6 | Octubre | 15.5 | 0 | 0 | 0 | 28 |
| | Sulfato Potásico | 35 | Noviembre | 0 | 0 | 50 | 18 | 0 |
| | Sulfato Potásico | 35 | Diciembre | 0 | 0 | 50 | 18 | 0 |
| **Limonero** | Nitrosulfato amónico 26% N | 400 | Junio, Julio, Agosto | 26 | 0 | 0 | 37.5 | 0 |

| CULTIVOS | Fertilizantes | Dosis (kg/ha) | Fechas de aplicación | % N | % $P_2O_5$ | % $K_2O$ | % $SO_3$ | % CaO | Otros |
|---|---|---|---|---|---|---|---|---|---|
| Patata (ciclo de Noviembre o Diciembre a Abril) | Estiércol (cabra) | 30.000 | Octubre o Noviembre | 0.06 | 1.5 | 0.06 | 1.25 | 5 | 0.35 % Mn |
| | Superfosfato de cal | 700 | Noviembre | 0 | 18 | 0 | 30 | 29.4 | |
| | Sulfato Amónico | 400 | Noviembre | 21 | 0 | 0 | 58.8 | 0 | |
| | Sulfato Potásico | 250 | Noviembre | 0 | 0 | 50 | 18 | 0 | |
| | Nitrato amónico cálcico | 150 | Enero o Febrero | 26 | 0 | 0 | 0 | 15 | |
| Aguacate | Nitrato Amónico 33.5 %N | 90-100 g/árbol/semana | 32 aplicaciones de Enero a Octubre | 33.5 | 0 | 0 | 0 | 0 | |
| | Sulfato Potásico | 2-3 kg/árbol | Otoño | 0 | 0 | 50 | 18 | 0 | |

**DIETAS FERTILIZANTES PARA LA PATATA Y EL AGUACATE RECOMENDADAS POR EL SERVICIO DE EXTENSIÓN AGRARIA DE VÉLEZ MÁLAGA EN EL PERIODO 1985/90**

# ANEXO 10

## ESTUDIO DE LA INTRUSIÓN MARINA

# ANEXO 10.1

## MAPA DE LA RED DE CONTROL DE LA INTRUSIÓN MARINA Y

## MEDIDAS EFECTUADAS DE CONDUCTIVIDAD ELÉCTRICA Y

## TEMPERATURA DEL AGUA SUBTERRÁNEA

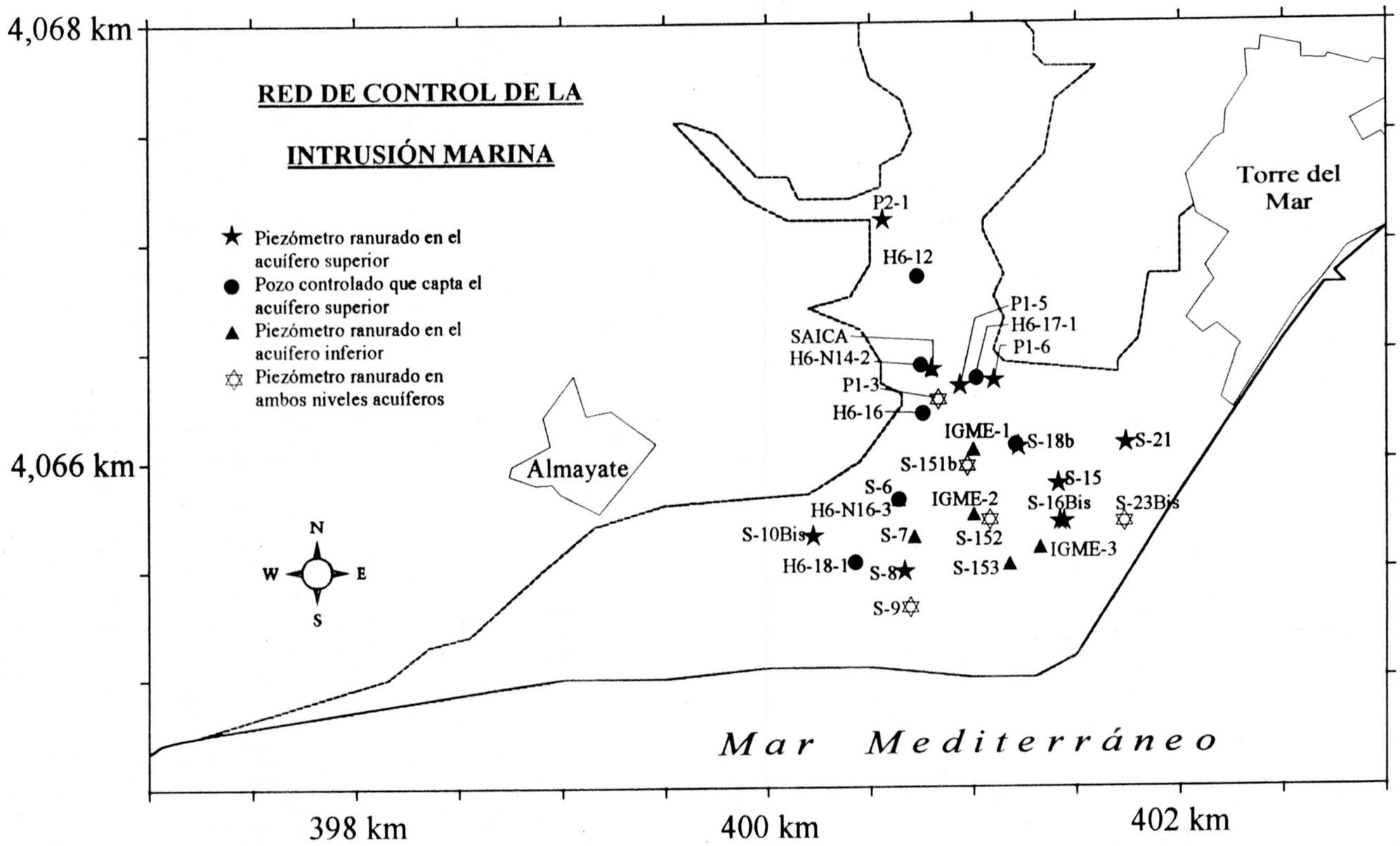
RED DE CONTROL DE LA
INTRUSIÓN MARINA
★ Piezómetro ranurado en el acuífero superior
● Pozo controlado que capta el acuífero superior
▲ Piezómetro ranurado en el acuífero inferior
✡ Piezómetro ranurado en ambos niveles acuíferos
4,068 km
4,066 km
398 km
400 km
402 km
N
W
E
S
Almayate
Torre del Mar
Mar Mediterráneo
P2-1
H6-12
P1-5
H6-17-1
P1-6
SAICA
H6-N14-2
P1-3
H6-16
IGME-1
S-18b
S-21
S-151b
S-15
S-6
H6-N16-3
IGME-2
S-16Bis
S-23Bis
S-10Bis
S-7
S-152
IGME-3
H6-18-1
S-8
S-153
S-9

## Registros efectuados de conductividad eléctrica y temperatura del agua subterránea en Octubre de 1993

| 23.10.93 | Cond | T | Cond | T | Cond | T | Cond | T | Cond | T | Cond | T | Cond | T | Cond | T | Cond | T | Cond | T | Cond | T | Cond | T | Cond | T | Cond | T | Cond | T |
|---|---|---|---|---|---|---|---|---|---|---|---|---|---|---|---|---|---|---|---|---|---|---|---|---|---|---|---|---|---|---|
| Cota (m) | S-6 | S-6 | S-7 | S-7 | S-8 | S-8 | S-9 | S-9 | S-10BIS | S-10BIS | S-15 | S-15 | S-16 | S-16 | S-16BIS | S-16BIS | S-18BIS | S-18BIS | S-21 | S-21 | S-23BIS | S-23BIS | S-151BI | S-151BI | S-152 | S-152 | S-153 | S-153 | IGME 1 | IGME 1 |
| 7 | | | | | | | | | | | | | | | | | | | | | | | | | | | | | | |
| 6 | | | | | | | | | | | | | | | | | | | | | | | | | | | | | | |
| 5 | | | | | | | | | | | | | | | | | | | | | | | | | | | | | | |
| 4 | | | | | | | | | | | | | | | | | | | | | | | | | | | | | | |
| 3 | | | | | | | | | | | | | | | | | | | | | | | | | | | | | | |
| 2 | | | | | | | | | | | | | | | | | | | | | | | | | | | | | | |
| 1 | | | | | | | | | | | | | | | | | | | | | | | | | | | | | | |
| 0 | | | | | | | 2350 | 21.8 | | | | | | | 3920 | 21.2 | | | 2500 | 22.6 | | | | | | | | | | |
| -1 | | | | | 2880 | 21.5 | 2700 | 21.8 | 2690 | 20.9 | 3850 | 22.1 | | | 3920 | 21.2 | | | 2500 | 22.6 | | | | | 20700 | 20.7 | | | | |
| -2 | | | | | 2890 | 21.5 | 2770 | 21.4 | 2640 | 20.9 | 4270 | 22.1 | 865 | 21.6 | 4240 | 21.2 | 3230 | 20.5 | 2510 | 22.8 | | | | | 28700 | 21.2 | 797 | 21.3 | | |
| -3 | | | | | 2860 | 21.3 | 2770 | 21.4 | 2640 | 20.9 | 4270 | 21.4 | 865 | 21.6 | 4240 | 21.2 | 3230 | 20.5 | 2510 | 22.8 | | | | | 36400 | 21.2 | 796 | 20.7 | 8250 | 21.7 |
| -4 | | | | | 2870 | 20.6 | 2770 | 21.4 | 1500 | 19.5 | 4270 | 21.4 | 865 | 21.6 | 4270 | 20.2 | 3230 | 20.2 | 2490 | 21.6 | | | | | 36400 | 20.8 | 795 | 19.8 | 8250 | 21.7 |
| -5 | | | | | 2890 | 20.2 | 2770 | 21.4 | 1460 | 19.3 | 4270 | 21.4 | 874 | 20.1 | | | 3230 | 20.1 | 2490 | 21.6 | | | | | 36400 | 20.8 | 795 | 19.2 | 8270 | 20.9 |
| -6 | | | | | 2890 | 19.9 | 2770 | 21.4 | 1570 | 19.2 | 4270 | 21.4 | 874 | 20.1 | | | 3230 | 20.1 | 2460 | 20.6 | | | | | 36500 | 20.8 | 795 | 18.9 | 8270 | 20.8 |
| -7 | | | | | 2900 | 19.9 | 2770 | 21.4 | 1850 | 19.2 | 4270 | 21.4 | 874 | 20.1 | | | 3230 | 20.1 | 2460 | 20.6 | | | | | 36600 | 20.8 | 793 | 18.7 | 8270 | 20.5 |
| -8 | | | | | 3070 | 20.0 | 2670 | 21.1 | | | 4280 | 19.6 | 874 | 20.1 | | | 3230 | 20.0 | 2460 | 20.2 | | | | | 36400 | 20.7 | 793 | 18.6 | 8270 | 20.1 |
| -9 | | | | | | | 2670 | 21.1 | | | 4280 | 19.6 | 912 | 19.2 | | | 3230 | 20.0 | 2460 | 20.2 | | | | | 36200 | 20.7 | 792 | 18.7 | 8270 | 20.0 |
| -10 | | | | | | | 2570 | 20.9 | | | 4280 | 19.6 | 912 | 19.2 | | | | | 2470 | 20.0 | | | | | 36000 | 20.7 | 792 | 18.7 | 8300 | 19.9 |
| -11 | | | | | | | 2570 | 20.9 | | | 4280 | 19.6 | 912 | 19.2 | | | | | 2470 | 20.0 | | | | | 36000 | 20.7 | 794 | 18.7 | 8300 | 19.8 |
| -12 | | | | | | | 2570 | 20.9 | | | 4280 | 19.6 | 912 | 19.2 | | | | | 2470 | 20.0 | | | | | 35500 | 20.7 | 792 | 18.8 | 8300 | 19.7 |
| -13 | | | | | | | 2560 | 20.9 | | | 4270 | 19.4 | 912 | 19.2 | | | | | 2470 | 19.9 | | | | | 35500 | 20.7 | 793 | 18.8 | 8500 | 19.6 |
| -14 | | | | | | | 2560 | 20.9 | | | 4270 | 19.4 | 812 | 19.2 | | | | | 2470 | 19.9 | | | | | 35400 | 20.7 | 793 | 18.9 | 8500 | 19.5 |
| -15 | | | | | | | 2560 | 20.9 | | | 4270 | 19.4 | 812 | 19.2 | | | | | 2470 | 19.8 | | | | | 35400 | 20.7 | 793 | 18.9 | 8500 | 19.3 |
| -16 | | | | | | | 2560 | 20.9 | | | 4270 | 19.3 | 812 | 19.2 | | | | | 2470 | 19.6 | | | | | 35700 | 20.6 | 791 | 18.9 | 8870 | 19.2 |
| -17 | | | | | | | 2560 | 20.9 | | | 4270 | 19.3 | 812 | 19.2 | | | | | 2470 | 19.6 | | | | | 35700 | 20.6 | 792 | 18.8 | 9060 | 19.1 |
| -18 | | | | | | | 2580 | 20.7 | | | 4280 | 19.3 | 812 | 19.2 | | | | | 2460 | 19.6 | | | | | 35700 | 20.6 | 791 | 18.8 | 9190 | 19.1 |
| -19 | | | | | | | 2580 | 20.7 | | | 4280 | 19.3 | 728 | 19.1 | | | | | 2460 | 19.6 | | | | | 36000 | 20.6 | 793 | 18.7 | 9410 | 19.0 |
| -20 | | | | | | | 2580 | 20.7 | | | 4270 | 19.2 | 728 | 19.1 | | | | | 2460 | 19.6 | | | | | 35900 | 20.6 | 792 | 18.7 | 9590 | 18.9 |
| -21 | | | | | | | 2580 | 20.7 | | | | | 728 | 19.1 | | | | | | | | | | | 35900 | 20.6 | 791 | 18.7 | 9800 | 18.9 |
| -22 | | | | | | | 2580 | 20.7 | | | | | 728 | 19.1 | | | | | | | | | | | 36000 | 20.5 | 793 | 18.7 | 10040 | 18.9 |
| -23 | | | | | | | 2590 | 20.7 | | | | | 728 | 19.1 | | | | | | | | | | | 36000 | 20.5 | 812 | 18.6 | 10290 | 18.9 |
| -24 | | | | | | | 2590 | 20.7 | | | | | 743 | 19.1 | | | | | | | | | | | 36000 | 20.5 | 11140 | 18.6 | 11440 | 18.9 |
| -25 | | | | | | | 2590 | 20.7 | | | | | 743 | 19.1 | | | | | | | | | | | 36000 | 20.5 | 12260 | 18.6 | 12510 | 18.8 |
| -26 | | | | | | | 2590 | 20.7 | | | | | 743 | 19.1 | | | | | | | | | | | 36000 | 20.5 | 12280 | 18.6 | 12740 | 18.8 |
| -27 | | | | | | | 2590 | 20.7 | | | | | 743 | 19.1 | | | | | | | | | | | 36000 | 20.5 | 12260 | 18.6 | 13340 | 18.7 |
| -28 | | | | | | | 2600 | 20.6 | | | | | 743 | 19.1 | | | | | | | | | | | 36000 | 20.5 | 12270 | 18.7 | 13630 | 18.7 |
| -29 | | | | | | | 2600 | 20.6 | | | | | 751 | 19.0 | | | | | | | | | | | 36000 | 20.5 | 12270 | 18.6 | 34800 | 18.7 |
| -30 | | | | | | | 2590 | 20.2 | | | | | 751 | 19.0 | | | | | | | | | | | 36000 | 20.5 | 12270 | 18.7 | 34900 | 18.7 |
| -31 | | | | | | | 2590 | 19.6 | | | | | 751 | 19.0 | | | | | | | | | | | 36000 | 20.4 | 12270 | 18.6 | 34900 | 18.7 |
| -32 | | | | | | | 2600 | 19.4 | | | | | 751 | 19.0 | | | | | | | | | | | 36000 | 20.4 | 12270 | 18.6 | 34900 | 18.7 |
| -33 | | | | | | | 2610 | 19.2 | | | | | 751 | 19.0 | | | | | | | | | | | 36000 | 20.4 | 12270 | 18.6 | 34900 | 18.7 |
| -34 | | | | | | | 2610 | 19.2 | | | | | 750 | 18.9 | | | | | | | | | | | 36000 | 20.4 | 12280 | 18.6 | 34900 | 18.7 |
| -35 | | | | | | | 2610 | 19.2 | | | | | 750 | 18.9 | | | | | | | | | | | 36000 | 20.4 | 12270 | 18.6 | 34900 | 18.7 |
| -36 | | | | | | | 2610 | 19.1 | | | | | 752 | 18.9 | | | | | | | | | | | 36000 | 20.4 | 12230 | 18.6 | 34900 | 18.7 |
| -37 | | | | | | | | | | | | | | | | | | | | | | | | | 36100 | 20.3 | 12230 | 18.7 | 34900 | 18.7 |
| -38 | | | | | | | | | | | | | | | | | | | | | | | | | 36000 | 20.2 | 12220 | 18.7 | 34900 | 18.7 |
| -39 | | | | | | | | | | | | | | | | | | | | | | | | | 36000 | 20.2 | 12640 | 18.7 | 35000 | 18.7 |
| -40 | | | | | | | | | | | | | | | | | | | | | | | | | 36100 | 20.1 | 13000 | 18.7 | 35000 | 18.7 |
| -41 | | | | | | | | | | | | | | | | | | | | | | | | | 36000 | 19.9 | 13730 | 18.7 | 35000 | 18.7 |
| -42 | | | | | | | | | | | | | | | | | | | | | | | | | 36000 | 19.7 | 13750 | 18.7 | 35600 | 18.7 |
| -43 | | | | | | | | | | | | | | | | | | | | | | | | | 36000 | 19.7 | 13860 | 18.7 | 34500 | 18.7 |
| -44 | | | | | | | | | | | | | | | | | | | | | | | | | 36000 | 19.3 | 13910 | 18.7 | 35000 | 18.7 |
| -45 | | | | | | | | | | | | | | | | | | | | | | | | | | | 13630 | 18.7 | | |
| -46 | | | | | | | | | | | | | | | | | | | | | | | | | | | 14000 | 18.7 | | |
| -47 | | | | | | | | | | | | | | | | | | | | | | | | | | | | | | |
| -48 | | | | | | | | | | | | | | | | | | | | | | | | | | | | | | |
| -49 | | | | | | | | | | | | | | | | | | | | | | | | | | | | | | |
| -50 | | | | | | | | | | | | | | | | | | | | | | | | | | | | | | |

## Registros efectuados de conductividad eléctrica y temperatura del agua subterránea en Octubre de 1993

| | Cond | T | Cond | T | Cond | T | Cond | T | Cond | T | Cond | T | Cond | T | Cond | T | Cond | T | Cond | T | Cond | T | Cond | T | Cond | T | Cond | T | Cond | T |
|---|---|---|---|---|---|---|---|---|---|---|---|---|---|---|---|---|---|---|---|---|---|---|---|---|---|---|---|---|---|---|
| Cota (m | IGME 2 | IGME 2 | IGME 3 | IGME 3 | P1-3 | P1-3 | P1-5 | P1-5 | P1-6 | P1-6 | P2-1 | P2-1 | H6-12 | H6-12 | 6-N14- | 6-N14- | H6-16(P | H6-16(P) | H6-N16-3 | H6-N16- | H6-17-1 | H6-17-1 | H6-18-1 | H6-18-1 | H6-19-1 | H6-19-1 | SAICA- | SAICA- | SAICA- | SAICA- |
| 7 | | | | | | | | | | | | | | | | | | | | | | | | | | | | | | |
| 6 | | | | | | | | | | | | | | | | | | | | | | | | | | | | | | |
| 5 | | | | | | | | | | | | | | | | | | | | | | | | | | | | | | |
| 4 | | | | | | | | | | | | | | | | | | | | | | | | | | | | | | |
| 3 | | | | | | | | | | | | | | | | | | | | | | | | | | | | | | |
| 2 | | | | | | | | | | | | | | | | | | | | | | | | | | | | | | |
| 1 | | | | | | | | | | | | | | | | | | | | | | | | | | | | | | |
| 0 | | | | | | | | | | | 1069 | 19.7 | | | | | | | | | | | | | | | | | | |
| -1 | | | | | | | | | | | 1068 | 19.4 | | | | | | | | | | | | | | | | | | |
| -2 | 3000 | 22.3 | | | 10770 | 20.1 | | | | | 1068 | 19.3 | | | | | | | | | | | | | | | | | | |
| -3 | 3000 | 21.9 | 11650 | 20.9 | 13520 | 19.2 | | | | | 1068 | 19.4 | | | 1600 | 19.1 | | | | | | | | | | | | | | |
| -4 | 3000 | 21.2 | 11660 | 20.6 | 14010 | 19.2 | | | | | 1068 | 19.4 | | | 1610 | 19.1 | | | | | | | | | | | | | | |
| -5 | 3000 | 21.0 | 11650 | 20.0 | 14120 | 19.1 | | | | | 1068 | 19.5 | | | 1620 | 19.1 | | | | | | | | | | | | | | |
| -6 | 3000 | 19.9 | 11670 | 19.6 | 14780 | 18.9 | | | | | | | | | 2420 | 19.2 | | | | | | | | | | | | | | |
| -7 | 3000 | 19.5 | 11700 | 19.4 | 15380 | 18.7 | | | | | | | | | 2750 | 19.2 | | | | | | | | | | | | | | |
| -8 | 3000 | 19.3 | 11680 | 19.3 | 15350 | 18.7 | | | | | | | | | 2740 | 19.2 | | | | | | | | | | | | | | |
| -9 | 3000 | 19.3 | 11680 | 19.3 | 15250 | 18.7 | | | | | | | | | 2740 | 19.2 | | | | | | | | | | | | | | |
| -10 | 3000 | 19.1 | 11680 | 19.3 | | | | | | | | | | | 2740 | 19.2 | | | | | | | | | | | | | | |
| -11 | 3100 | 19.1 | 11680 | 19.3 | | | | | | | | | | | 2740 | 19.1 | | | | | | | | | | | | | | |
| -12 | 3100 | 19.1 | 11770 | 19.3 | | | | | | | | | | | 2740 | 19.1 | | | | | | | | | | | | | | |
| -13 | 3420 | 18.9 | 11830 | 19.2 | | | | | | | | | | | 2780 | 18.9 | | | | | | | | | | | | | | |
| -14 | 3420 | 18.9 | 11870 | 19.2 | | | | | | | | | | | 2780 | 18.9 | | | | | | | | | | | | | | |
| -15 | 3900 | 18.8 | 11880 | 19.2 | | | | | | | | | | | 2670 | 18.9 | | | | | | | | | | | | | | |
| -16 | 4130 | 18.7 | 11890 | 19.1 | | | | | | | | | | | 2670 | 18.9 | | | | | | | | | | | | | | |
| -17 | 4520 | 18.7 | 11910 | 19.1 | | | | | | | | | | | 2670 | 18.9 | | | | | | | | | | | | | | |
| -18 | 4800 | 18.7 | 11910 | 19.1 | | | | | | | | | | | 2670 | 18.9 | | | | | | | | | | | | | | |
| -19 | 5500 | 18.7 | 11940 | 19.0 | | | | | | | | | | | 2670 | 18.9 | | | | | | | | | | | | | | |
| -20 | 6250 | 18.7 | 11960 | 18.9 | | | | | | | | | | | 2680 | 18.9 | | | | | | | | | | | | | | |
| -21 | 7200 | 18.7 | 11980 | 18.9 | | | | | | | | | | | 2690 | 18.9 | | | | | | | | | | | | | | |
| -22 | 8400 | 18.7 | 12020 | 18.9 | | | | | | | | | | | 2730 | 18.8 | | | | | | | | | | | | | | |
| -23 | 8850 | 18.6 | 12080 | 18.8 | | | | | | | | | | | 2880 | 18.7 | | | | | | | | | | | | | | |
| -24 | 9260 | 18.6 | 12140 | 18.7 | | | | | | | | | | | 3050 | 18.7 | | | | | | | | | | | | | | |
| -25 | 10960 | 18.6 | 12270 | 18.7 | | | | | | | | | | | 4030 | 18.7 | | | | | | | | | | | | | | |
| -26 | 12350 | 18.6 | 13040 | 18.6 | | | | | | | | | | | 4050 | 18.6 | | | | | | | | | | | | | | |
| -27 | 15100 | 18.6 | 41080 | 18.6 | | | | | | | | | | | 4060 | 18.6 | | | | | | | | | | | | | | |
| -28 | 15870 | 18.6 | 41000 | 18.5 | | | | | | | | | | | 8830 | 18.6 | | | | | | | | | | | | | | |
| -29 | 16440 | 18.6 | 41000 | 18.5 | | | | | | | | | | | 9160 | 18.6 | | | | | | | | | | | | | | |
| -30 | 22000 | 18.6 | 42000 | 18.5 | | | | | | | | | | | 9393 | 18.6 | | | | | | | | | | | | | | |
| -31 | 25800 | 18.6 | 42000 | 18.5 | | | | | | | | | | | 9650 | 18.6 | | | | | | | | | | | | | | |
| -32 | 26000 | 18.6 | 42000 | 18.5 | | | | | | | | | | | 12470 | 18.6 | | | | | | | | | | | | | | |
| -33 | 26400 | 18.6 | 42000 | 18.5 | | | | | | | | | | | 15740 | 18.6 | | | | | | | | | | | | | | |
| -34 | 35600 | 18.6 | 42000 | 18.5 | | | | | | | | | | | 15740 | 18.6 | | | | | | | | | | | | | | |
| -35 | 38200 | 18.7 | 42500 | 18.5 | | | | | | | | | | | | | | | | | | | | | | | | | | |
| -36 | 42000 | 18.6 | 42600 | 18.5 | | | | | | | | | | | | | | | | | | | | | | | | | | |
| -37 | 42000 | 18.6 | 42700 | 18.5 | | | | | | | | | | | | | | | | | | | | | | | | | | |
| -38 | 42000 | 18.6 | 42600 | 18.5 | | | | | | | | | | | | | | | | | | | | | | | | | | |
| -39 | 42000 | 18.6 | 42900 | 18.4 | | | | | | | | | | | | | | | | | | | | | | | | | | |
| -40 | 42000 | 18.6 | 42800 | 18.5 | | | | | | | | | | | | | | | | | | | | | | | | | | |
| -41 | 42000 | 18.6 | 42900 | 18.4 | | | | | | | | | | | | | | | | | | | | | | | | | | |
| -42 | | | 43000 | 18.4 | | | | | | | | | | | | | | | | | | | | | | | | | | |
| -43 | | | 43200 | 18.4 | | | | | | | | | | | | | | | | | | | | | | | | | | |
| -44 | | | 43200 | 18.4 | | | | | | | | | | | | | | | | | | | | | | | | | | |
| -45 | | | 43100 | 18.5 | | | | | | | | | | | | | | | | | | | | | | | | | | |
| -46 | | | 43000 | 18.5 | | | | | | | | | | | | | | | | | | | | | | | | | | |
| -47 | | | 42800 | 18.5 | | | | | | | | | | | | | | | | | | | | | | | | | | |
| -48 | | | 42800 | 18.5 | | | | | | | | | | | | | | | | | | | | | | | | | | |
| -49 | | | | | | | | | | | | | | | | | | | | | | | | | | | | | | |
| -50 | | | | | | | | | | | | | | | | | | | | | | | | | | | | | | |

## Registros efectuados de conductividad eléctrica y temperatura del agua subterránea en Noviembre de 1993

| 19.11.93 | Cond | T | Cond | T | Cond | T | Cond | T | Cond | T | Cond | T | Cond | T | Cond | T | Cond | T | Cond | T | Cond | T | Cond | T | Cond | T | Cond | T | Cond | T | Cond | T |
|---|---|---|---|---|---|---|---|---|---|---|---|---|---|---|---|---|---|---|---|---|---|---|---|---|---|---|---|---|---|---|---|---|
| Cota (m) | S-6 | S-6 | S-7 | S-7 | S-8 | S-8 | S-9 | S-9 | S-10BIS | S-10BIS | S-15 | S-15 | S-16 | S-16 | S-16BIS | S-16BIS | S-18BIS | S-18BIS | S-21 | S-21 | S-23BIS | S-23BIS | S-151BI | S-151BI | S-152 | S-152 | S-153 | S-153 | IGME 1 | IGME 1 |
| 7 | | | | | | | | | | | | | | | | | | | | | | | | | | | | | | |
| 6 | | | | | | | | | | | | | | | | | | | | | | | | | | | | | | |
| 5 | | | | | | | | | | | | | | | | | | | | | | | | | | | | | | |
| 4 | | | | | | | | | | | | | | | | | | | | | | | | | | | | | | |
| 3 | | | | | | | | | | | | | | | | | | | | | | | | | | | | | | |
| 2 | | | | | | | | | | | | | | | | | | | | | | | | | | | | | | |
| 1 | | | | | | | | | | | | | | | | | | | | | | | | | | | | | | |
| 0 | | | | | | | | | | | | | | | 4380 | 19.2 | | | 2100 | 21.0 | | | | | | | | | | |
| -1 | | | | | | | | | | | | | 740 | 20.0 | 4370 | 19.9 | | | 2080 | 21.9 | 2520 | 20.9 | | | | | | | | |
| -2 | | | | | | | | | | | | | 750 | 20.3 | 4370 | 19.9 | | | 2080 | 21.9 | 2520 | 21.2 | | | | | | | | |
| -3 | | | | | | | | | | | | | 750 | 20.6 | 4370 | 20.3 | | | 2070 | 21.6 | 2530 | 21.2 | | | | | | | | |
| -4 | | | | | | | | | | | | | 750 | 20.6 | 4370 | 20.2 | | | 2070 | 20.9 | 2600 | 21.1 | | | | | | | | |
| -5 | | | | | | | | | | | | | 740 | 20.4 | | | | | 2080 | 20.6 | 2720 | 20.8 | | | | | | | | |
| -6 | | | | | | | | | | | | | 740 | 19.9 | | | | | 2070 | 20.3 | 2700 | 20.6 | | | | | | | | |
| -7 | | | | | | | | | | | | | 740 | 19.6 | | | | | 2080 | 20.1 | 2610 | 20.3 | | | | | | | | |
| -8 | | | | | | | | | | | | | 740 | 19.4 | | | | | 2080 | 20.0 | 2600 | 20.1 | | | | | | | | |
| -9 | | | | | | | | | | | | | 740 | 19.4 | | | | | 2080 | 19.9 | 2580 | 19.9 | | | | | | | | |
| -10 | | | | | | | | | | | | | 740 | 19.2 | | | | | 2080 | 19.9 | 2560 | 19.9 | | | | | | | | |
| -11 | | | | | | | | | | | | | 740 | 19.2 | | | | | 2080 | 19.9 | 2550 | 19.9 | | | | | | | | |
| -12 | | | | | | | | | | | | | 740 | 19.2 | | | | | 2080 | 19.9 | 2540 | 19.8 | | | | | | | | |
| -13 | | | | | | | | | | | | | 740 | 19.2 | | | | | 2080 | 19.8 | 2540 | 19.8 | | | | | | | | |
| -14 | | | | | | | | | | | | | 740 | 19.2 | | | | | 2090 | 19.7 | 2540 | 19.7 | | | | | | | | |
| -15 | | | | | | | | | | | | | 740 | 19.1 | | | | | 2120 | 19.7 | 2540 | 19.7 | | | | | | | | |
| -16 | | | | | | | | | | | | | 740 | 19.1 | | | | | 2140 | 19.7 | 2550 | 19.6 | | | | | | | | |
| -17 | | | | | | | | | | | | | 740 | 19.1 | | | | | 2230 | 19.6 | 2540 | 19.6 | | | | | | | | |
| -18 | | | | | | | | | | | | | 740 | 19.1 | | | | | 2290 | 19.6 | 2540 | 19.6 | | | | | | | | |
| -19 | | | | | | | | | | | | | 740 | 19.1 | | | | | 2320 | 19.6 | 2540 | 19.6 | | | | | | | | |
| -20 | | | | | | | | | | | | | 740 | 19.1 | | | | | 2330 | 19.6 | 2530 | 19.5 | | | | | | | | |
| -21 | | | | | | | | | | | | | 750 | 19.1 | | | | | | | 2530 | 19.5 | | | | | | | | |
| -22 | | | | | | | | | | | | | 750 | 19.0 | | | | | | | 2510 | 19.5 | | | | | | | | |
| -23 | | | | | | | | | | | | | 750 | 19.0 | | | | | | | | | | | | | | | | |
| -24 | | | | | | | | | | | | | 750 | 19.0 | | | | | | | | | | | | | | | | |
| -25 | | | | | | | | | | | | | 750 | 19.0 | | | | | | | | | | | | | | | | |
| -26 | | | | | | | | | | | | | 750 | 19.0 | | | | | | | | | | | | | | | | |
| -27 | | | | | | | | | | | | | 750 | 19.0 | | | | | | | | | | | | | | | | |
| -28 | | | | | | | | | | | | | 750 | 18.9 | | | | | | | | | | | | | | | | |
| -29 | | | | | | | | | | | | | 760 | 18.9 | | | | | | | | | | | | | | | | |
| -30 | | | | | | | | | | | | | 760 | 18.9 | | | | | | | | | | | | | | | | |
| -31 | | | | | | | | | | | | | 760 | 18.9 | | | | | | | | | | | | | | | | |
| -32 | | | | | | | | | | | | | 760 | 18.9 | | | | | | | | | | | | | | | | |
| -33 | | | | | | | | | | | | | 770 | 18.9 | | | | | | | | | | | | | | | | |
| -34 | | | | | | | | | | | | | 770 | 18.9 | | | | | | | | | | | | | | | | |
| -35 | | | | | | | | | | | | | 790 | 18.9 | | | | | | | | | | | | | | | | |
| -36 | | | | | | | | | | | | | 800 | 18.9 | | | | | | | | | | | | | | | | |
| -37 | | | | | | | | | | | | | | | | | | | | | | | | | | | | | | |
| -38 | | | | | | | | | | | | | | | | | | | | | | | | | | | | | | |
| -39 | | | | | | | | | | | | | | | | | | | | | | | | | | | | | | |
| -40 | | | | | | | | | | | | | | | | | | | | | | | | | | | | | | |
| -41 | | | | | | | | | | | | | | | | | | | | | | | | | | | | | | |
| -42 | | | | | | | | | | | | | | | | | | | | | | | | | | | | | | |
| -43 | | | | | | | | | | | | | | | | | | | | | | | | | | | | | | |
| -44 | | | | | | | | | | | | | | | | | | | | | | | | | | | | | | |
| -45 | | | | | | | | | | | | | | | | | | | | | | | | | | | | | | |
| -46 | | | | | | | | | | | | | | | | | | | | | | | | | | | | | | |
| -47 | | | | | | | | | | | | | | | | | | | | | | | | | | | | | | |
| -48 | | | | | | | | | | | | | | | | | | | | | | | | | | | | | | |
| -49 | | | | | | | | | | | | | | | | | | | | | | | | | | | | | | |
| -50 | | | | | | | | | | | | | | | | | | | | | | | | | | | | | | |

## Registros efectuados de conductividad eléctrica y temperatura del agua subterránea en Noviembre de 1993

| | Cond | T | Cond | T | Cond | T | Cond | T | Cond | T | Cond | T | Cond | T | Cond | T | Cond | T | Cond | T | Cond | T | Cond | T | Cond | T | Cond | T | Cond | T |
|---|---|---|---|---|---|---|---|---|---|---|---|---|---|---|---|---|---|---|---|---|---|---|---|---|---|---|---|---|---|---|
| Cota (m | IGME 2 | IGME 2 | IGME 3 | IGME 3 | P1-3 | P1-3 | P1-5 | P1-5 | P1-6 | P1-6 | P2-1 | P2-1 | H6-12 | H6-12 | 6-N14- | 6-N14- | H6-16(P | H6-16(P) | H6-N16-3 | H6-N16- | H6-17-1 | H6-17-1 | H6-18-1 | H6-18-1 | H6-19-1 | H6-19-1 | SAICA- | SAICA- | SAICA- | SAICA- |
| 7 | | | | | | | | | | | | | | | | | | | | | | | | | | | | | | |
| 6 | | | | | | | | | | | | | | | | | | | | | | | | | | | | | | |
| 5 | | | | | | | | | | | | | | | | | | | | | | | | | | | | | | |
| 4 | | | | | | | | | | | | | | | | | | | | | | | | | | | | | | |
| 3 | | | | | | | | | | | | | | | | | | | | | | | | | | | | | | |
| 2 | | | | | | | | | | | | | | | | | | | | | | | | | | | | | | |
| 1 | | | | | | | | | | | | | | | | | | | | | | | | | | | | | | |
| 0 | | | | | | | | | | | | | | | | | | | | | | | | | | | | | | |
| -1 | | | | | | | | | | | | | | | | | | | | | | | | | | | | | | |
| -2 | | | | | | | | | | | | | | | | | | | | | | | | | | | | | | |
| -3 | | | | | | | | | | | | | | | | | | | | | | | | | | | | | | |
| -4 | | | | | | | | | | | | | | | | | | | | | | | | | | | | | | |
| -5 | | | | | | | | | | | | | | | | | | | | | | | | | | | | | | |
| -6 | | | | | | | | | | | | | | | | | | | | | | | | | | | | | | |
| -7 | | | | | | | | | | | | | | | | | | | | | | | | | | | | | | |
| -8 | | | | | | | | | | | | | | | | | | | | | | | | | | | | | | |
| -9 | | | | | | | | | | | | | | | | | | | | | | | | | | | | | | |
| -10 | | | | | | | | | | | | | | | | | | | | | | | | | | | | | | |
| -11 | | | | | | | | | | | | | | | | | | | | | | | | | | | | | | |
| -12 | | | | | | | | | | | | | | | | | | | | | | | | | | | | | | |
| -13 | | | | | | | | | | | | | | | | | | | | | | | | | | | | | | |
| -14 | | | | | | | | | | | | | | | | | | | | | | | | | | | | | | |
| -15 | | | | | | | | | | | | | | | | | | | | | | | | | | | | | | |
| -16 | | | | | | | | | | | | | | | | | | | | | | | | | | | | | | |
| -17 | | | | | | | | | | | | | | | | | | | | | | | | | | | | | | |
| -18 | | | | | | | | | | | | | | | | | | | | | | | | | | | | | | |
| -19 | | | | | | | | | | | | | | | | | | | | | | | | | | | | | | |
| -20 | | | | | | | | | | | | | | | | | | | | | | | | | | | | | | |
| -21 | | | | | | | | | | | | | | | | | | | | | | | | | | | | | | |
| -22 | | | | | | | | | | | | | | | | | | | | | | | | | | | | | | |
| -23 | | | | | | | | | | | | | | | | | | | | | | | | | | | | | | |
| -24 | | | | | | | | | | | | | | | | | | | | | | | | | | | | | | |
| -25 | | | | | | | | | | | | | | | | | | | | | | | | | | | | | | |
| -26 | | | | | | | | | | | | | | | | | | | | | | | | | | | | | | |
| -27 | | | | | | | | | | | | | | | | | | | | | | | | | | | | | | |
| -28 | | | | | | | | | | | | | | | | | | | | | | | | | | | | | | |
| -29 | | | | | | | | | | | | | | | | | | | | | | | | | | | | | | |
| -30 | | | | | | | | | | | | | | | | | | | | | | | | | | | | | | |
| -31 | | | | | | | | | | | | | | | | | | | | | | | | | | | | | | |
| -32 | | | | | | | | | | | | | | | | | | | | | | | | | | | | | | |
| -33 | | | | | | | | | | | | | | | | | | | | | | | | | | | | | | |
| -34 | | | | | | | | | | | | | | | | | | | | | | | | | | | | | | |
| -35 | | | | | | | | | | | | | | | | | | | | | | | | | | | | | | |
| -36 | | | | | | | | | | | | | | | | | | | | | | | | | | | | | | |
| -37 | | | | | | | | | | | | | | | | | | | | | | | | | | | | | | |
| -38 | | | | | | | | | | | | | | | | | | | | | | | | | | | | | | |
| -39 | | | | | | | | | | | | | | | | | | | | | | | | | | | | | | |
| -40 | | | | | | | | | | | | | | | | | | | | | | | | | | | | | | |
| -41 | | | | | | | | | | | | | | | | | | | | | | | | | | | | | | |
| -42 | | | | | | | | | | | | | | | | | | | | | | | | | | | | | | |
| -43 | | | | | | | | | | | | | | | | | | | | | | | | | | | | | | |
| -44 | | | | | | | | | | | | | | | | | | | | | | | | | | | | | | |
| -45 | | | | | | | | | | | | | | | | | | | | | | | | | | | | | | |
| -46 | | | | | | | | | | | | | | | | | | | | | | | | | | | | | | |
| -47 | | | | | | | | | | | | | | | | | | | | | | | | | | | | | | |
| -48 | | | | | | | | | | | | | | | | | | | | | | | | | | | | | | |
| -49 | | | | | | | | | | | | | | | | | | | | | | | | | | | | | | |
| -50 | | | | | | | | | | | | | | | | | | | | | | | | | | | | | | |

UNIVERSIDAD DE GRANADA
COMISIÓN DE DOCTORADO

## Registros efectuados de conductividad eléctrica y temperatura del agua subterránea en Febrero de 1994

| 26.02.94 | Cond | T | Cond | T | Cond | T | Cond | T | Cond | T | Cond | T | Cond | T | Cond | T | Cond | T | Cond | T | Cond | T | Cond | T | Cond | T | Cond | T | Cond | T |
|---|---|---|---|---|---|---|---|---|---|---|---|---|---|---|---|---|---|---|---|---|---|---|---|---|---|---|---|---|---|---|
| Cota (m) | S-6 | S-6 | S-7 | S-7 | S-8 | S-8 | S-9 | S-9 | S-10BIS | S-10BIS | S-15 | S-15 | S-16 | S-16 | S-16BIS | S-16BIS | S-18BIS | S-18BIS | S-21 | S-21 | S-23BIS | S-23BIS | S-151BI | S-151BI | S-152 | S-152 | S-153 | S-153 | IGME 1 | IGME 1 |
| 7 | | | | | | | | | | | | | | | | | | | | | | | | | | | | | | |
| 6 | | | | | | | | | | | | | | | | | | | | | | | | | | | | | | |
| 5 | | | | | | | | | | | | | | | | | | | | | | | | | | | | | | |
| 4 | | | | | | | | | | | | | | | | | | | | | | | | | | | | | | |
| 3 | | | | | | | | | | | | | | | | | | | | | | | | | | | | | | |
| 2 | | | | | | | | | | | | | | | | | | | | | | | | | | | | | | |
| 1 | | | | | | | | | | | | | | | | | | | | | | | | | | | | | | |
| 0 | | | | | 2890 | 16.0 | 2290 | 14.9 | | | 3920 | 16.5 | | | | | | | 2550 | 17.6 | | | 1797 | 17.4 | | | | | | |
| -1 | | | | | 2880 | 16.5 | 2270 | 15.2 | 2900 | 16.5 | 3760 | 16.6 | | | | | 3640 | 18.6 | 2550 | 17.6 | 3430 | 18.8 | 1848 | 17.8 | 1912 | 17.9 | 792 | 14.8 | 8290 | 17.0 |
| -2 | | | | | 2740 | 17.0 | 2230 | 15.9 | 2970 | 16.9 | 4140 | 17.6 | | | | | 3640 | 18.7 | 2540 | 18.2 | 2220 | 18.8 | | | 19160 | 18.5 | 794 | 15.2 | 8290 | 17.1 |
| -3 | | | | | 2730 | 17.2 | 2240 | 16.6 | 2970 | 17.0 | 4120 | 18.0 | | | | | 3640 | 18.9 | 2530 | 18.7 | 2260 | 19.1 | | | 33600 | 18.8 | 795 | 16.3 | 8310 | 17.3 |
| -4 | | | | | 2670 | 17.5 | 2170 | 17.2 | 2970 | 17.2 | 4100 | 18.5 | | | | | 3640 | 19.0 | 2480 | 19.3 | 2150 | 19.6 | | | 39300 | 19.1 | 792 | 17.1 | 8330 | 17.5 |
| -5 | | | | | 2650 | 17.6 | 2110 | 17.8 | 2970 | 17.2 | 4090 | 18.8 | | | | | 3640 | 19.1 | 2450 | 19.6 | 2260 | 20.1 | | | 39600 | 19.1 | 793 | 17.9 | 8300 | 18.3 |
| -6 | | | | | 2610 | 17.7 | 2070 | 18.0 | 2970 | 17.4 | 4100 | 19.0 | | | | | 3640 | 19.1 | 2400 | 19.9 | 2400 | 20.2 | | | 39500 | 19.2 | 793 | 18.4 | 8290 | 18.9 |
| -7 | | | | | 2560 | 17.9 | 2060 | 18.2 | 2970 | 17.3 | 4100 | 19.1 | | | | | 3640 | 19.2 | 2390 | 19.9 | 2370 | 20.2 | | | 39500 | 19.2 | 793 | 18.6 | 8280 | 19.3 |
| -8 | | | | | 2510 | 18.0 | 2140 | 18.4 | | | 4090 | 19.2 | | | | | 3640 | 19.2 | 2380 | 20.0 | 2360 | 20.2 | | | 39500 | 19.2 | 793 | 18.8 | 8280 | 19.6 |
| -9 | | | | | | | 2221 | 18.6 | | | 4090 | 19.2 | | | | | 3640 | 19.2 | 2390 | 20.0 | 2390 | 20.1 | | | 39500 | 19.2 | 793 | 18.8 | 8280 | 19.6 |
| -10 | | | | | | | 2170 | 18.6 | | | 4100 | 19.2 | | | | | | | 2410 | 20.0 | 2400 | 19.9 | | | 39500 | 19.2 | 793 | 18.9 | 8310 | 19.7 |
| -11 | | | | | | | 2160 | 18.6 | | | 4100 | 19.2 | | | | | | | 2410 | 20.0 | 2610 | 19.9 | | | 39600 | 19.1 | 792 | 18.8 | 8450 | 19.7 |
| -12 | | | | | | | 2170 | 18.6 | | | 4090 | 19.2 | | | | | | | 2410 | 19.9 | 2640 | 19.7 | | | 39600 | 19.1 | 792 | 18.8 | 8530 | 19.6 |
| -13 | | | | | | | 2180 | 18.6 | | | 4090 | 19.2 | | | | | | | 2420 | 19.9 | 2640 | 19.7 | | | 39500 | 19.1 | 792 | 18.7 | 8650 | 19.5 |
| -14 | | | | | | | 2170 | 18.7 | | | 4090 | 19.2 | | | | | | | 2420 | 19.9 | 2650 | 19.6 | | | 39500 | 19.0 | 793 | 18.7 | 8790 | 19.4 |
| -15 | | | | | | | 2170 | 18.7 | | | 4090 | 19.2 | | | | | | | 2420 | 19.9 | 2650 | 19.6 | | | 39600 | 19.0 | 793 | 18.7 | 8940 | 19.3 |
| -16 | | | | | | | 2170 | 18.8 | | | 4090 | 19.2 | | | | | | | 2410 | 19.9 | 2650 | 19.6 | | | 39600 | 18.9 | 792 | 18.7 | 9080 | 19.2 |
| -17 | | | | | | | 2170 | 18.8 | | | 4090 | 19.2 | | | | | | | 2410 | 19.8 | 2650 | 19.6 | | | 39600 | 18.9 | 792 | 18.7 | 9290 | 19.1 |
| -18 | | | | | | | 2170 | 18.8 | | | 4090 | 19.2 | | | | | | | 2410 | 19.7 | 2670 | 19.5 | | | 39600 | 18.9 | 792 | 18.7 | 9490 | 19.0 |
| -19 | | | | | | | 2160 | 18.9 | | | 4090 | 19.2 | | | | | | | 2410 | 19.6 | 2740 | 19.5 | | | 39600 | 18.8 | 792 | 18.7 | 9710 | 18.9 |
| -20 | | | | | | | 2160 | 18.9 | | | 4090 | 19.2 | | | | | | | | | 2740 | 19.5 | | | 39700 | 18.7 | 792 | 18.7 | 9910 | 18.9 |
| -21 | | | | | | | 2170 | 18.9 | | | 4090 | 19.1 | | | | | | | | | 2750 | 19.4 | | | 39700 | 18.7 | 806 | 18.6 | 10170 | 18.9 |
| -22 | | | | | | | 2170 | 18.9 | | | | | | | | | | | | | 2750 | 19.4 | | | 39800 | 18.6 | 807 | 18.6 | 10830 | 18.9 |
| -23 | | | | | | | 2170 | 18.9 | | | | | | | | | | | | | | | | | 39800 | 18.6 | 807 | 18.6 | 11990 | 18.8 |
| -24 | | | | | | | 2160 | 18.9 | | | | | | | | | | | | | | | | | 39800 | 18.6 | 807 | 18.6 | 12660 | 18.8 |
| -25 | | | | | | | 2160 | 18.9 | | | | | | | | | | | | | | | | | 39800 | 18.6 | 809 | 18.6 | 13100 | 18.7 |
| -26 | | | | | | | 2160 | 18.9 | | | | | | | | | | | | | | | | | 39800 | 18.6 | 1700 | 18.6 | 13660 | 18.7 |
| -27 | | | | | | | 2160 | 18.9 | | | | | | | | | | | | | | | | | 39800 | 18.6 | 13880 | 18.6 | 14250 | 18.7 |
| -28 | | | | | | | 2160 | 18.9 | | | | | | | | | | | | | | | | | 39800 | 18.6 | 16610 | 18.6 | 14250 | 18.7 |
| -29 | | | | | | | 2160 | 18.9 | | | | | | | | | | | | | | | | | 39800 | 18.6 | 16670 | 18.6 | 15580 | 18.7 |
| -30 | | | | | | | 2160 | 18.9 | | | | | | | | | | | | | | | | | 39800 | 18.6 | 16670 | 18.6 | 34900 | 18.7 |
| -31 | | | | | | | 2170 | 19.0 | | | | | | | | | | | | | | | | | 39800 | 18.6 | 16560 | 18.6 | 35300 | 18.6 |
| -32 | | | | | | | 2190 | 19.0 | | | | | | | | | | | | | | | | | 39800 | 18.7 | 16510 | 18.6 | 35300 | 18.6 |
| -33 | | | | | | | 2190 | 19.1 | | | | | | | | | | | | | | | | | 39800 | 18.7 | 16510 | 18.6 | 35300 | 18.6 |
| -34 | | | | | | | 2190 | 19.1 | | | | | | | | | | | | | | | | | 39800 | 18.6 | 16460 | 18.6 | 35300 | 18.6 |
| -35 | | | | | | | 2220 | 19.1 | | | | | | | | | | | | | | | | | 39800 | 18.6 | 16340 | 18.6 | 35300 | 18.6 |
| -36 | | | | | | | 2370 | 19.1 | | | | | | | | | | | | | | | | | 39800 | 18.6 | 16280 | 18.6 | 35300 | 18.6 |
| -37 | | | | | | | | | | | | | | | | | | | | | | | | | 39800 | 18.6 | 15850 | 18.6 | 35300 | 18.6 |
| -38 | | | | | | | | | | | | | | | | | | | | | | | | | 39900 | 18.6 | 15530 | 18.6 | 35300 | 18.6 |
| -39 | | | | | | | | | | | | | | | | | | | | | | | | | 39900 | 18.6 | 15400 | 18.6 | 35500 | 18.6 |
| -40 | | | | | | | | | | | | | | | | | | | | | | | | | 39900 | 18.6 | 15580 | 18.6 | 35400 | 18.6 |
| -41 | | | | | | | | | | | | | | | | | | | | | | | | | 39900 | 18.6 | 36300 | 18.6 | 35500 | 18.6 |
| -42 | | | | | | | | | | | | | | | | | | | | | | | | | 39900 | 18.6 | 36500 | 18.6 | 35700 | 18.6 |
| -43 | | | | | | | | | | | | | | | | | | | | | | | | | 39900 | 18.6 | 36600 | 18.6 | 35200 | 18.6 |
| -44 | | | | | | | | | | | | | | | | | | | | | | | | | 39900 | 18.6 | 36300 | 18.6 | | 18.7 |
| -45 | | | | | | | | | | | | | | | | | | | | | | | | | | | 36900 | 18.6 | | |
| -46 | | | | | | | | | | | | | | | | | | | | | | | | | | | 40900 | 18.6 | | |
| -47 | | | | | | | | | | | | | | | | | | | | | | | | | | | | | | |
| -48 | | | | | | | | | | | | | | | | | | | | | | | | | | | | | | |
| -49 | | | | | | | | | | | | | | | | | | | | | | | | | | | | | | |
| -50 | | | | | | | | | | | | | | | | | | | | | | | | | | | | | | |

## Registros efectuados de conductividad eléctrica y temperatura del agua subterránea en Febrero de 1994

| | Cond | T | Cond | T | Cond | T | Cond | T | Cond | T | Cond | T | Cond | T | Cond | T | Cond | T | Cond | T | Cond | T | Cond | T | Cond | T | Cond | T | Cond | T |
|---|---|---|---|---|---|---|---|---|---|---|---|---|---|---|---|---|---|---|---|---|---|---|---|---|---|---|---|---|---|---|
| Cota (m | IGME 2 | IGME 2 | IGME 3 | IGME 3 | P1-3 | P1-3 | P1-5 | P1-5 | P1-6 | P1-6 | P2-1 | P2-1 | H6-12 | H6-12 | 6-N14- | 6-N14- | H6-16(P | H6-16(P) | H6-N16-3 | H6-N16- | H6-17-1 | H6-17-1 | H6-18-1 | H6-18-1 | H6-19-1 | H6-19-1 | SAICA- | SAICA- | SAICA- | SAICA- |
| 7 | | | | | | | | | | | | | | | | | | | | | | | | | | | | | | |
| 6 | | | | | | | | | | | | | | | | | | | | | | | | | | | | | | |
| 5 | | | | | | | | | | | | | | | | | | | | | | | | | | | | | | |
| 4 | | | | | | | | | | | | | | | | | | | | | | | | | | | | | | |
| 3 | | | | | | | | | | | | | | | | | | | | | | | | | | | | | | |
| 2 | | | | | | | | | | | | | | | | | | | | | | | | | | | | | | |
| 1 | | | | | | | | | | | | | | | | | | | | | | | | | | | 1041 | 16.6 | 1512 | 17.5 |
| 0 | | | | | | | | | 2350 | 19.3 | 1058 | 19.2 | | | | | | | | | | | | | | | 1041 | 16.6 | 1568 | 17.1 |
| -1 | 3040 | 15.2 | 11760 | 17.9 | 3090 | 17.5 | | | 2300 | 19.5 | 1055 | 19.4 | | | 1894 | 16.9 | | | | | | | | | | | 1041 | 16.5 | 1870 | 17.1 |
| -2 | 3040 | 15.2 | 11690 | 18.6 | 8220 | 18.3 | | | 2280 | 19.6 | 1054 | 19.5 | | | 1968 | 16.9 | | | | | | | | | | | 1039 | 16.7 | 2050 | 17.2 |
| -3 | 3040 | 16.3 | 11710 | 19.0 | 11400 | 18.4 | | | 2280 | 19.6 | 1053 | 19.6 | | | 1968 | 16.9 | | | | | | | | | | | 1040 | 16.7 | 2110 | 17.4 |
| -4 | 3040 | 17.2 | 11690 | 19.3 | 13200 | 18.5 | | | 2280 | 19.6 | 1052 | 19.6 | | | 1968 | 16.9 | | | | | | | | | | | 1040 | 16.9 | 2130 | 17.5 |
| -5 | 3030 | 18.0 | 11670 | 19.5 | 14020 | 18.5 | | | 2270 | 19.7 | 1052 | 19.6 | | | 1968 | 17.0 | | | | | | | | | | | 1038 | 17.0 | 2130 | 17.6 |
| -6 | 3030 | 18.6 | 11700 | 19.6 | 14010 | 18.5 | | | 2270 | 19.7 | | | | | 1967 | 17.0 | | | | | | | | | | | | | 2120 | 17.6 |
| -7 | 3020 | 18.9 | 11680 | 19.6 | 15320 | 18.5 | | | 2270 | 19.7 | | | | | 1967 | 17.2 | | | | | | | | | | | | | 2110 | 17.7 |
| -8 | 3020 | 19.1 | 11700 | 19.6 | 15390 | 18.5 | | | 2270 | 19.7 | | | | | 1971 | 17.2 | | | | | | | | | | | | | 2080 | 17.8 |
| -9 | 3030 | 19.2 | 11690 | 19.5 | 15390 | 18.5 | | | 2270 | 19.7 | | | | | 1971 | 17.2 | | | | | | | | | | | | | 2060 | 17.8 |
| -10 | 3220 | 19.2 | 11740 | 19.4 | 15320 | 18.5 | | | 2270 | 19.7 | | | | | 1974 | 17.3 | | | | | | | | | | | | | 2020 | 17.8 |
| -11 | 3400 | 19.1 | 11770 | 19.3 | | | | | 2270 | 19.7 | | | | | 1975 | 17.5 | | | | | | | | | | | | | 1990 | 17.7 |
| -12 | 3550 | 19.0 | 11830 | 19.2 | | | | | 2270 | 19.7 | | | | | 1989 | 17.6 | | | | | | | | | | | | | 1960 | 17.7 |
| -13 | 3760 | 18.9 | 11870 | 19.2 | | | | | 2280 | 19.6 | | | | | 2650 | 18.6 | | | | | | | | | | | | | 1930 | 17.7 |
| -14 | 4000 | 18.8 | 11890 | 19.1 | | | | | | | | | | | 2710 | 18.7 | | | | | | | | | | | | | 1900 | 17.7 |
| -15 | 4210 | 18.8 | 11920 | 19.1 | | | | | | | | | | | 2700 | 18.7 | | | | | | | | | | | | | 1880 | 17.8 |
| -16 | 4440 | 18.7 | 11920 | 19.1 | | | | | | | | | | | 2680 | 18.7 | | | | | | | | | | | | | 1900 | 17.8 |
| -17 | 4750 | 18.7 | 11950 | 19.0 | | | | | | | | | | | 2670 | 18.7 | | | | | | | | | | | | | 2470 | 17.9 |
| -18 | 4340 | 18.6 | 11960 | 18.9 | | | | | | | | | | | 2620 | 18.7 | | | | | | | | | | | | | 2780 | 18.0 |
| -19 | 6360 | 18.6 | 11990 | 18.9 | | | | | | | | | | | 2590 | 18.7 | | | | | | | | | | | | | 2900 | 18.0 |
| -20 | 7600 | 18.6 | 12010 | 18.9 | | | | | | | | | | | 2540 | 18.7 | | | | | | | | | | | | | 3000 | 18.1 |
| -21 | 8480 | 18.6 | 12070 | 18.8 | | | | | | | | | | | 2640 | 18.7 | | | | | | | | | | | | | 3140 | 18.2 |
| -22 | 8960 | 18.6 | 12150 | 18.8 | | | | | | | | | | | 2700 | 18.7 | | | | | | | | | | | | | 3290 | 18.2 |
| -23 | 9670 | 18.6 | 12270 | 18.7 | | | | | | | | | | | 2670 | 18.7 | | | | | | | | | | | | | 3470 | 18.2 |
| -24 | 10250 | 18.6 | 12610 | 18.7 | | | | | | | | | | | 3700 | 18.7 | | | | | | | | | | | | | 3680 | 18.3 |
| -25 | 13040 | 18.6 | 15180 | 18.6 | | | | | | | | | | | 4750 | 18.6 | | | | | | | | | | | | | 3780 | 18.3 |
| -26 | 14860 | 18.6 | 29300 | 18.6 | | | | | | | | | | | 4840 | 18.6 | | | | | | | | | | | | | 3910 | 18.3 |
| -27 | 15140 | 18.6 | 29500 | 18.6 | | | | | | | | | | | 5620 | 18.6 | | | | | | | | | | | | | 4230 | 18.4 |
| -28 | 15200 | 18.6 | 29500 | 18.5 | | | | | | | | | | | 9840 | 18.6 | | | | | | | | | | | | | 5830 | 18.6 |
| -29 | 15970 | 18.6 | 29500 | 18.5 | | | | | | | | | | | 10140 | 18.6 | | | | | | | | | | | | | | |
| -30 | 21800 | 18.6 | 40400 | 18.5 | | | | | | | | | | | 10910 | 18.6 | | | | | | | | | | | | | | |
| -31 | 25600 | 18.6 | 40200 | 18.5 | | | | | | | | | | | 11560 | 18.6 | | | | | | | | | | | | | | |
| -32 | 26600 | 18.6 | 39800 | 18.5 | | | | | | | | | | | 15210 | 18.6 | | | | | | | | | | | | | | |
| -33 | 27900 | 18.6 | 39200 | 18.5 | | | | | | | | | | | | | | | | | | | | | | | | | | |
| -34 | 34600 | 18.6 | 39000 | 18.4 | | | | | | | | | | | | | | | | | | | | | | | | | | |
| -35 | 37700 | 18.6 | 38200 | 18.4 | | | | | | | | | | | | | | | | | | | | | | | | | | |
| -36 | 38000 | 18.6 | 40800 | 18.4 | | | | | | | | | | | | | | | | | | | | | | | | | | |
| -37 | 39800 | 18.6 | 40800 | 18.4 | | | | | | | | | | | | | | | | | | | | | | | | | | |
| -38 | 42600 | 18.6 | 40600 | 18.4 | | | | | | | | | | | | | | | | | | | | | | | | | | |
| -39 | 42700 | 18.6 | 40300 | 18.4 | | | | | | | | | | | | | | | | | | | | | | | | | | |
| -40 | 42800 | 18.6 | 41400 | 18.4 | | | | | | | | | | | | | | | | | | | | | | | | | | |
| -41 | 43300 | 18.6 | 41900 | 18.4 | | | | | | | | | | | | | | | | | | | | | | | | | | |
| -42 | | | 43000 | 18.4 | | | | | | | | | | | | | | | | | | | | | | | | | | |
| -43 | | | 43200 | 18.4 | | | | | | | | | | | | | | | | | | | | | | | | | | |
| -44 | | | 43200 | 18.4 | | | | | | | | | | | | | | | | | | | | | | | | | | |
| -45 | | | 43500 | 18.4 | | | | | | | | | | | | | | | | | | | | | | | | | | |
| -46 | | | 43500 | 18.4 | | | | | | | | | | | | | | | | | | | | | | | | | | |
| -47 | | | 43400 | 18.4 | | | | | | | | | | | | | | | | | | | | | | | | | | |
| -48 | | | 43400 | 18.4 | | | | | | | | | | | | | | | | | | | | | | | | | | |
| -49 | | | | | | | | | | | | | | | | | | | | | | | | | | | | | | |
| -50 | | | | | | | | | | | | | | | | | | | | | | | | | | | | | | |

## Registros efectuados de conductividad eléctrica y temperatura del agua subterránea en Marzo de 1994

| 23.03.94 | Cond | T | Cond | T | Cond | T | Cond | T | Cond | T | Cond | T | Cond | T | Cond | T | Cond | T | Cond | T | Cond | T | Cond | T | Cond | T | Cond | T |
|---|---|---|---|---|---|---|---|---|---|---|---|---|---|---|---|---|---|---|---|---|---|---|---|---|---|---|---|---|
| Cota (m) | S-6 | S-6 | S-7 | S-7 | S-8 | S-8 | S-9 | S-9 | S-10BIS | S-10BIS | S-15 | S-15 | S-16 | S-16 | S-16BIS | S-16BIS | S-18BIS | S-18BIS | S-21 | S-21 | S-23BIS | S-23BIS | S-151BI | S-151BI | S-152 | S-152 | S-153 | S-153 | IGME 1 | IGME 1 |
| 7 | | | | | | | | | | | | | | | | | | | | | | | | | | | | | | |
| 6 | | | | | | | | | | | | | | | | | | | | | | | | | | | | | | |
| 5 | | | | | | | | | | | | | | | | | | | | | | | | | | | | | | |
| 4 | | | | | | | | | | | | | | | | | | | | | | | | | | | | | | |
| 3 | | | | | | | | | | | | | | | | | | | | | | | | | | | | | | |
| 2 | | | | | | | | | | | | | | | | | | | | | | | | | | | | | | |
| 1 | | | | | | | | | | | | | | | | | | | | | | | | | | | | | | |
| 0 | | | | | 2770 | 16.5 | 2260 | 18.6 | | | 3940 | 16.4 | | | | | | | 2570 | 17.4 | | | 1771 | 17.8 | | | | | | |
| -1 | 1319 | 19.2 | 1905 | 19.6 | 2940 | 16.4 | 2470 | 15.7 | 3080 | 16.6 | 3910 | 16.2 | | | | | 3410 | 18.4 | 2570 | 16.9 | 1931 | 18.7 | 1820 | 17.9 | 1568 | 17.0 | 797 | 14.9 | 8350 | 16.4 |
| -2 | 1313 | 19.4 | 1898 | 19.6 | 2860 | 16.8 | 2410 | 16.1 | 3110 | 16.8 | 4970 | 16.9 | | | | | 3400 | 18.5 | 2570 | 17.5 | 1933 | 18.8 | | | 1568 | 17.0 | 795 | 15.2 | 8360 | 16.3 |
| -3 | 1313 | 19.4 | 1894 | 19.6 | 2790 | 16.9 | 2440 | 16.2 | 3110 | 16.9 | 4990 | 17.4 | | | | | 3420 | 18.6 | 2570 | 18.2 | 1940 | 19.2 | | | 16950 | 17.4 | 795 | 15.2 | 8340 | 16.6 |
| -4 | 1313 | 19.4 | 1889 | 19.6 | 2710 | 17.1 | 2450 | 16.2 | 3090 | 17.2 | 4970 | 17.9 | | | | | 3410 | 18.8 | 2500 | 18.9 | 1877 | 19.5 | | | 31200 | 18.1 | 795 | 15.9 | 8370 | 17.2 |
| -5 | 1313 | 19.4 | 1889 | 19.6 | 2670 | 17.2 | 2440 | 16.4 | 3090 | 17.5 | 4970 | 18.3 | | | | | 3410 | 18.9 | 2450 | 19.2 | 1828 | 19.7 | | | 39400 | 18.5 | 794 | 16.8 | 8330 | 17.8 |
| -6 | 1309 | 19.4 | | | 2600 | 17.4 | 2380 | 16.7 | 3090 | 17.7 | 4970 | 18.7 | | | | | 3410 | 18.9 | 2390 | 19.4 | 2100 | 20.0 | | | 39400 | 18.6 | 796 | 17.9 | 8330 | 18.5 |
| -7 | 1307 | 19.4 | | | 2550 | 17.6 | 2370 | 16.8 | 3090 | 18.0 | 4970 | 18.9 | | | | | 3420 | 19.0 | 2390 | 19.6 | 2230 | 20.1 | | | 39300 | 18.9 | 794 | 18.5 | 8380 | 18.9 |
| -8 | 1313 | 19.4 | | | 2450 | 17.6 | 2370 | 17.0 | | | 4970 | 18.9 | | | | | 3410 | 19.1 | 2400 | 19.7 | 2350 | 20.1 | | | 39400 | 18.9 | 796 | 18.6 | 8320 | 19.2 |
| -9 | 1275 | 19.4 | | | | | 2370 | 17.0 | | | 4960 | 19.1 | | | | | 3410 | 19.1 | 2400 | 19.7 | 2400 | 20.1 | | | 39400 | 19.0 | 795 | 18.7 | 8340 | 19.5 |
| -10 | 1275 | 19.4 | | | | | 2380 | 17.2 | | | 4950 | 19.2 | | | | | | | 2410 | 19.8 | 2390 | 19.9 | | | 39300 | 19.0 | 795 | 18.7 | 8320 | 19.5 |
| -11 | 1259 | 19.4 | | | | | 2390 | 17.3 | | | 4940 | 19.2 | | | | | | | 2400 | 19.8 | 2420 | 19.9 | | | 39300 | 19.1 | 797 | 18.8 | 8390 | 19.6 |
| -12 | 1225 | 19.4 | | | | | 2390 | 17.4 | | | 4940 | 19.2 | | | | | | | 2400 | 19.8 | 2460 | 19.8 | | | 39300 | 19.1 | 793 | 18.8 | 8570 | 19.6 |
| -13 | 1216 | 19.4 | | | | | 2370 | 17.5 | | | 4920 | 19.2 | | | | | | | 2400 | 19.8 | 2600 | 19.7 | | | 39300 | 19.1 | 794 | 18.8 | 8680 | 19.5 |
| -14 | 1416 | 19.4 | | | | | 2330 | 17.6 | | | 4910 | 19.2 | | | | | | | 2400 | 19.8 | 2610 | 19.6 | | | 39300 | 19.0 | 794 | 18.8 | 8840 | 19.4 |
| -15 | 1404 | 19.4 | | | | | 2330 | 17.6 | | | 4900 | 19.2 | | | | | | | 2410 | 19.8 | 2610 | 19.6 | | | 39300 | 19.0 | 794 | 18.7 | 9020 | 19.2 |
| -16 | 1388 | 19.4 | | | | | 2330 | 17.6 | | | 4900 | 19.2 | | | | | | | 2410 | 19.7 | 2610 | 19.6 | | | 39300 | 18.9 | 793 | 18.7 | 9140 | 19.1 |
| -17 | 1404 | 19.4 | | | | | 2330 | 17.7 | | | 4890 | 19.2 | | | | | | | 2410 | 19.7 | 2620 | 19.6 | | | 39300 | 18.9 | 793 | 18.7 | 9310 | 19.9 |
| -18 | 1336 | 19.4 | | | | | 2330 | 17.7 | | | 4880 | 19.2 | | | | | | | 2410 | 19.7 | 2630 | 19.5 | | | 39300 | 18.9 | 793 | 18.7 | 9540 | 19.0 |
| -19 | 1307 | 19.4 | | | | | 2340 | 17.8 | | | 4870 | 19.2 | | | | | | | 2410 | 19.6 | 2620 | 19.5 | | | 39300 | 18.9 | 793 | 18.7 | 9730 | 18.9 |
| -20 | 1329 | 19.4 | | | | | 2340 | 17.8 | | | 4870 | 19.1 | | | | | | | | | 2620 | 19.5 | | | 39300 | 18.8 | 794 | 18.6 | 9990 | 18.9 |
| -21 | 1329 | 19.4 | | | | | 2340 | 17.9 | | | | | | | | | | | | | 2620 | 19.4 | | | 39300 | 18.7 | 796 | 18.6 | 10350 | 18.9 |
| -22 | 1389 | 19.4 | | | | | 2340 | 17.9 | | | | | | | | | | | | | 2620 | 19.4 | | | 39300 | 18.6 | 798 | 18.6 | 11070 | 18.9 |
| -23 | 1416 | 19.4 | | | | | 2340 | 17.9 | | | | | | | | | | | | | | | | | 39400 | 18.6 | 797 | 18.6 | 12000 | 18.8 |
| -24 | 1455 | 19.4 | | | | | 2340 | 17.9 | | | | | | | | | | | | | | | | | 39400 | 18.6 | 798 | 18.6 | 12670 | 18.8 |
| -25 | 1518 | 19.4 | | | | | 2340 | 17.9 | | | | | | | | | | | | | | | | | 39400 | 18.6 | 1600 | 18.6 | 13100 | 18.7 |
| -26 | 1832 | 19.4 | | | | | 2340 | 18.0 | | | | | | | | | | | | | | | | | 39400 | 18.6 | 16120 | 18.6 | 13710 | 18.7 |
| -27 | 8680 | 19.4 | | | | | 2340 | 18.0 | | | | | | | | | | | | | | | | | 39400 | 18.6 | 17270 | 18.6 | 14420 | 18.7 |
| -28 | 9200 | 19.4 | | | | | 2340 | 18.3 | | | | | | | | | | | | | | | | | 39400 | 18.6 | 17270 | 18.6 | 14590 | 18.7 |
| -29 | 11980 | 19.4 | | | | | 2340 | 18.5 | | | | | | | | | | | | | | | | | 39400 | 18.6 | 17200 | 18.6 | 17430 | 18.7 |
| -30 | 29000 | 19.4 | | | | | 2390 | 18.7 | | | | | | | | | | | | | | | | | 39400 | 18.6 | 17220 | 18.6 | 34000 | 18.6 |
| -31 | 36200 | 19.4 | | | | | 2440 | 18.9 | | | | | | | | | | | | | | | | | 39400 | 18.6 | 17270 | 18.6 | 35400 | 18.6 |
| -32 | 36900 | 19.4 | | | | | 2550 | 19.0 | | | | | | | | | | | | | | | | | 39400 | 18.6 | 17270 | 18.6 | 35400 | 18.6 |
| -33 | 37100 | 19.4 | | | | | 2730 | 19.0 | | | | | | | | | | | | | | | | | 39400 | 18.6 | 17170 | 18.6 | 35400 | 18.6 |
| -34 | 37200 | 19.4 | | | | | 2770 | 19.0 | | | | | | | | | | | | | | | | | 39400 | 18.6 | 16940 | 18.6 | 35400 | 18.6 |
| -35 | 37200 | 19.4 | | | | | 2960 | 19.1 | | | | | | | | | | | | | | | | | 39400 | 18.6 | 16730 | 18.6 | 35400 | 18.6 |
| -36 | 37200 | 19.4 | | | | | 3030 | 19.1 | | | | | | | | | | | | | | | | | 39400 | 18.6 | 16620 | 18.6 | 35400 | 18.6 |
| -37 | | | | | | | | | | | | | | | | | | | | | | | | | 39400 | 18.6 | 15200 | 18.6 | 35400 | 18.6 |
| -38 | | | | | | | | | | | | | | | | | | | | | | | | | 39400 | 18.6 | 15000 | 18.6 | 35400 | 18.6 |
| -39 | | | | | | | | | | | | | | | | | | | | | | | | | 39400 | 18.6 | 15370 | 18.6 | 35500 | 18.6 |
| -40 | | | | | | | | | | | | | | | | | | | | | | | | | 39400 | 18.6 | 15970 | 18.6 | 35500 | 18.6 |
| -41 | | | | | | | | | | | | | | | | | | | | | | | | | 39400 | 18.6 | 16940 | 18.6 | 35700 | 18.6 |
| -42 | | | | | | | | | | | | | | | | | | | | | | | | | 39400 | 18.6 | 39300 | 18.6 | 35900 | 18.6 |
| -43 | | | | | | | | | | | | | | | | | | | | | | | | | 39400 | 18.6 | 39300 | 18.6 | 35900 | 18.6 |
| -44 | | | | | | | | | | | | | | | | | | | | | | | | | 39400 | 18.6 | 40100 | 18.6 | | |
| -45 | | | | | | | | | | | | | | | | | | | | | | | | | | | 41600 | 18.6 | | |
| -46 | | | | | | | | | | | | | | | | | | | | | | | | | | | 41900 | 18.6 | | |
| -47 | | | | | | | | | | | | | | | | | | | | | | | | | | | | | | |
| -48 | | | | | | | | | | | | | | | | | | | | | | | | | | | | | | |
| -49 | | | | | | | | | | | | | | | | | | | | | | | | | | | | | | |
| -50 | | | | | | | | | | | | | | | | | | | | | | | | | | | | | | |

## Registros efectuados de conductividad eléctrica y temperatura del agua subterránea en Marzo de 1994

| | Cond | T | Cond | T | Cond | T | Cond | T | Cond | T | Cond | T | Cond | T | Cond | T | Cond | T | Cond | T | Cond | T | Cond | T | Cond | T | Cond | T | Cond | T |
|---|---|---|---|---|---|---|---|---|---|---|---|---|---|---|---|---|---|---|---|---|---|---|---|---|---|---|---|---|---|---|
| Cota (m | IGME 2 | IGME 2 | IGME 3 | IGME 3 | P1-3 | P1-3 | P1-5 | P1-5 | P1-6 | P1-6 | P2-1 | P2-1 | H6-12 | H6-12 | H6-14 | H6-14 | H6-16(P | H6-16(P) | H6-N16-3 | H6-N16- | H6-17-1 | H6-17-1 | H6-18-1 | H6-18-1 | H6-19-1 | H6-19-1 | SAICA- | SAICA- | SAICA- | SAICA- |
| 7 | | | | | | | | | | | | | | | | | | | | | | | | | | | | | | |
| 6 | | | | | | | | | | | | | | | | | | | | | | | | | | | | | | |
| 5 | | | | | | | | | | | | | | | | | | | | | | | | | | | | | | |
| 4 | | | | | | | | | | | | | | | | | | | | | | | | | | | | | | |
| 3 | | | | | | | | | | | | | | | | | | | | | | | | | | | | | | |
| 2 | | | | | | | | | | | | | | | | | | | | | | | | | | | | | | |
| 1 | | | | | | | | | | | | | | | | | | | | | | | | | | | | | | |
| 0 | | | | | | | | | | | 1086 | 19.1 | 844 | 17.6 | | | | | | | | | | | 3590 | 17.7 | | | | |
| -1 | 3060 | 15.8 | 11700 | 18.2 | 3640 | 17.9 | | | 2620 | 18.6 | 1083 | 19.3 | 993 | 17.0 | | | | | 944 | 17.9 | | | | | 3590 | 17.7 | | | | |
| -2 | 3080 | 15.5 | 11710 | 18.1 | 7560 | 18.0 | | | 2560 | 19.0 | 1083 | 19.4 | 1020 | 17.1 | | | | | 944 | 17.9 | | | | | 3590 | 17.7 | | | | |
| -3 | 3080 | 16.0 | 11740 | 18.4 | 12050 | 18.6 | | | 2520 | 19.1 | 1083 | 19.5 | 1026 | 17.0 | | | | | 940 | 17.9 | | | | | 3590 | 17.7 | | | | |
| -4 | 3080 | 16.1 | 11730 | 18.7 | 12380 | 18.6 | | | 2520 | 19.2 | 1083 | 19.6 | 1028 | 17.1 | | | | | | | | | | | | | | | | |
| -5 | 3080 | 17.4 | 11710 | 19.1 | 12520 | 18.6 | | | 2530 | 19.3 | 1084 | 19.6 | 1028 | 17.2 | | | | | | | | | | | | | | | | |
| -6 | 3070 | 17.4 | 11710 | 19.2 | 13210 | 18.6 | | | 2530 | 19.4 | | | 1030 | 17.4 | | | | | | | | | | | | | | | | |
| -7 | 3070 | 18.6 | 11700 | 19.4 | 14550 | 18.6 | | | 2530 | 19.4 | | | 1032 | 17.4 | | | | | | | | | | | | | | | | |
| -8 | 3060 | 18.9 | 11700 | 19.5 | 14860 | 18.6 | | | 2530 | 19.4 | | | 1029 | 17.6 | | | | | | | | | | | | | | | | |
| -9 | 3070 | 19.0 | 11710 | 19.5 | 14860 | 18.6 | | | 2530 | 19.4 | | | 1034 | 17.6 | | | | | | | | | | | | | | | | |
| -10 | 3070 | 19.0 | 11760 | 19.5 | 14810 | 18.6 | | | 2530 | 19.4 | | | 1031 | 17.7 | | | | | | | | | | | | | | | | |
| -11 | 3380 | 19.1 | 11810 | 19.4 | | | | | 2530 | 19.4 | | | 1034 | 17.7 | | | | | | | | | | | | | | | | |
| -12 | 3570 | 19.0 | 11870 | 19.3 | | | | | 2530 | 19.4 | | | 1032 | 17.9 | | | | | | | | | | | | | | | | |
| -13 | 3790 | 18.9 | 11880 | 19.2 | | | | | 2530 | 19.4 | | | 1031 | 17.9 | | | | | | | | | | | | | | | | |
| -14 | 3980 | 18.9 | 11900 | 19.2 | | | | | 2530 | 19.4 | | | 1028 | 18.0 | | | | | | | | | | | | | | | | |
| -15 | 4250 | 18.8 | 11930 | 19.1 | | | | | 2530 | 19.4 | | | 1035 | 18.0 | | | | | | | | | | | | | | | | |
| -16 | 4520 | 18.7 | 11930 | 19.1 | | | | | | | | | 1028 | 18.2 | | | | | | | | | | | | | | | | |
| -17 | 4800 | 18.7 | 11970 | 19.1 | | | | | | | | | 1027 | 18.2 | | | | | | | | | | | | | | | | |
| -18 | 5520 | 18.6 | 12000 | 19.0 | | | | | | | | | 1027 | 18.2 | | | | | | | | | | | | | | | | |
| -19 | 6400 | 18.6 | 12010 | 18.9 | | | | | | | | | 1025 | 18.3 | | | | | | | | | | | | | | | | |
| -20 | 7490 | 18.6 | 12060 | 18.9 | | | | | | | | | 1023 | 18.4 | | | | | | | | | | | | | | | | |
| -21 | 8510 | 18.6 | 12080 | 18.9 | | | | | | | | | 1023 | 18.4 | | | | | | | | | | | | | | | | |
| -22 | 9020 | 18.6 | 12200 | 18.9 | | | | | | | | | 1023 | 18.4 | | | | | | | | | | | | | | | | |
| -23 | 9520 | 18.6 | 12430 | 18.8 | | | | | | | | | 1018 | 18.5 | | | | | | | | | | | | | | | | |
| -24 | 10380 | 18.6 | 13060 | 18.7 | | | | | | | | | 1020 | 18.5 | | | | | | | | | | | | | | | | |
| -25 | 13160 | 18.6 | 15710 | 18.6 | | | | | | | | | 1020 | 18.5 | | | | | | | | | | | | | | | | |
| -26 | 15080 | 18.6 | 28100 | 18.6 | | | | | | | | | 1020 | 18.5 | | | | | | | | | | | | | | | | |
| -27 | 15370 | 18.6 | 29400 | 18.6 | | | | | | | | | 1020 | 18.5 | | | | | | | | | | | | | | | | |
| -28 | 15600 | 18.6 | 29500 | 18.5 | | | | | | | | | | | | | | | | | | | | | | | | | | |
| -29 | 15800 | 18.6 | 29500 | 18.5 | | | | | | | | | | | | | | | | | | | | | | | | | | |
| -30 | 22400 | 18.6 | 37700 | 18.5 | | | | | | | | | | | | | | | | | | | | | | | | | | |
| -31 | 26200 | 18.6 | 37800 | 18.5 | | | | | | | | | | | | | | | | | | | | | | | | | | |
| -32 | 26600 | 18.6 | 37800 | 18.5 | | | | | | | | | | | | | | | | | | | | | | | | | | |
| -33 | 27900 | 18.6 | 37800 | 18.4 | | | | | | | | | | | | | | | | | | | | | | | | | | |
| -34 | 34800 | 18.6 | 38500 | 18.4 | | | | | | | | | | | | | | | | | | | | | | | | | | |
| -35 | 38200 | 18.6 | 38500 | 18.4 | | | | | | | | | | | | | | | | | | | | | | | | | | |
| -36 | 39400 | 18.6 | 39900 | 18.4 | | | | | | | | | | | | | | | | | | | | | | | | | | |
| -37 | 42200 | 18.6 | 39900 | 18.4 | | | | | | | | | | | | | | | | | | | | | | | | | | |
| -38 | 42700 | 18.6 | 40300 | 18.4 | | | | | | | | | | | | | | | | | | | | | | | | | | |
| -39 | 43000 | 18.6 | 41000 | 18.4 | | | | | | | | | | | | | | | | | | | | | | | | | | |
| -40 | 43000 | 18.6 | 42300 | 18.4 | | | | | | | | | | | | | | | | | | | | | | | | | | |
| -41 | 43600 | 18.6 | 42400 | 18.4 | | | | | | | | | | | | | | | | | | | | | | | | | | |
| -42 | | | 43200 | 18.4 | | | | | | | | | | | | | | | | | | | | | | | | | | |
| -43 | | | 43400 | 18.4 | | | | | | | | | | | | | | | | | | | | | | | | | | |
| -44 | | | 43400 | 18.4 | | | | | | | | | | | | | | | | | | | | | | | | | | |
| -45 | | | 43400 | 18.4 | | | | | | | | | | | | | | | | | | | | | | | | | | |
| -46 | | | 43400 | 18.4 | | | | | | | | | | | | | | | | | | | | | | | | | | |
| -47 | | | 43400 | 18.4 | | | | | | | | | | | | | | | | | | | | | | | | | | |
| -48 | | | 43400 | 18.4 | | | | | | | | | | | | | | | | | | | | | | | | | | |
| -49 | | | | | | | | | | | | | | | | | | | | | | | | | | | | | | |
| -50 | | | | | | | | | | | | | | | | | | | | | | | | | | | | | | |

## Registros efectuados de conductividad eléctrica y temperatura del agua subterránea en Abril de 1994

| 23.04.94 | Cond | T | Cond | T | Cond | T | Cond | T | Cond | T | Cond | T | Cond | T | Cond | T | Cond | T | Cond | T | Cond | T | Cond | T | Cond | T | Cond | T | Cond | T |
|---|---|---|---|---|---|---|---|---|---|---|---|---|---|---|---|---|---|---|---|---|---|---|---|---|---|---|---|---|---|---|
| Cota (m) | S-6 | S-6 | S-7 | S-7 | S-8 | S-8 | S-9 | S-9 | S-10BIS | S-10BIS | S-15 | S-15 | S-16 | S-16 | S-16BIS | S-16BIS | S-18BIS | S-18BIS | S-21 | S-21 | S-23BIS | S-23BIS | S-151BI | S-151BI | S-152 | S-152 | S-153 | S-153 | IGME 1 | IGME 1 |
| 7 | | | | | | | | | | | | | | | | | | | | | | | | | | | | | | |
| 6 | | | | | | | | | | | | | | | | | | | | | | | | | | | | | | |
| 5 | | | | | | | | | | | | | | | | | | | | | | | | | | | | | | |
| 4 | | | | | | | | | | | | | | | | | | | | | | | | | | | | | | |
| 3 | | | | | | | | | | | | | | | | | | | | | | | | | | | | | | |
| 2 | | | | | | | | | | | | | | | | | | | | | | | | | | | | | | |
| 1 | | | | | | | | | | | | | | | | | | | | | | | | | | | | | | |
| 0 | | | | | 1720 | 18.5 | 2500 | 18.4 | | | 3690 | 17.3 | | | 3950 | 16.9 | | | 2590 | 17.8 | | | 1860 | 17.9 | | | | | | |
| -1 | 1289 | 19.2 | 1878 | 19.1 | 1712 | 19.0 | 2530 | 18.3 | 3110 | 17.9 | 3690 | 17.0 | | | 4110 | 17.2 | | | 2610 | 17.6 | 2980 | 18.0 | 1902 | 18.2 | 4320 | 17.7 | 796 | 16.0 | 8330 | 16.7 |
| -2 | 1284 | 19.4 | 1878 | 19.1 | 1712 | 19.0 | 2530 | 18.2 | 3080 | 17.3 | 4950 | 17.0 | | | 4110 | 17.5 | | | 2600 | 17.7 | 2980 | 18.1 | | | 4660 | 17.2 | 793 | 15.5 | 8340 | 16.5 |
| -3 | 1285 | 19.4 | 1864 | 19.6 | 1714 | 19.0 | 2530 | 18.2 | 3080 | 17.3 | 5020 | 17.4 | | | 4110 | 17.7 | | | 2610 | 18.3 | 3000 | 18.2 | | | 13330 | 17.4 | 794 | 16.0 | 8340 | 16.8 |
| -4 | 1286 | 19.4 | | | 1711 | 19.0 | 2520 | 18.3 | 3080 | 17.5 | 5030 | 17.7 | | | 4110 | 18.0 | | | 2600 | 18.7 | 2980 | 18.6 | | | 22500 | 17.5 | 793 | 16.6 | 8320 | 17.2 |
| -5 | 1286 | 19.4 | | | 1710 | 19.1 | 2530 | 18.4 | 3090 | 17.6 | 5030 | 18.1 | | | | | | | 2600 | 19.1 | 2920 | 19.1 | | | 34500 | 17.9 | 793 | 17.4 | 8350 | 17.7 |
| -6 | 1291 | 19.4 | | | 1714 | 19.1 | 2530 | 18.4 | 3080 | 17.9 | 5030 | 18.5 | | | | | | | 2600 | 19.6 | 2860 | 19.5 | | | 33200 | 18.0 | 797 | 17.9 | 8340 | 18.2 |
| -7 | 1286 | 19.4 | | | 1714 | 19.1 | 2530 | 18.5 | 3080 | 18.1 | 5020 | 18.7 | | | | | | | 2600 | 19.9 | 2800 | 19.7 | | | 32500 | 18.1 | 794 | 18.2 | 8340 | 18.6 |
| -8 | 1273 | 19.4 | | | 1711 | 19.1 | 2530 | 18.5 | | | 5030 | 18.9 | | | | | | | 2600 | 19.9 | 2760 | 19.9 | | | 33000 | 18.2 | 794 | 18.5 | 8320 | 19.1 |
| -9 | 1248 | 19.4 | | | 1711 | 19.1 | 2530 | 18.5 | | | 5020 | 19.1 | | | | | | | 2600 | 20.0 | 2740 | 19.9 | | | 34900 | 18.3 | 793 | 18.6 | 8350 | 19.2 |
| -10 | 1333 | 19.4 | | | 1714 | 19.1 | 2530 | 18.5 | | | 5020 | 19.1 | | | | | | | 2600 | 20.0 | 2690 | 19.9 | | | 36200 | 18.5 | 794 | 18.7 | 8350 | 19.3 |
| -11 | 1281 | 19.4 | | | 1716 | 19.1 | 2510 | 18.5 | | | 5020 | 19.2 | | | | | | | 2590 | 20.0 | 2680 | 19.9 | | | 37200 | 18.6 | 794 | 18.8 | 8330 | 19.4 |
| -12 | 1290 | 19.4 | | | 1716 | 19.1 | 2510 | 18.5 | | | 5040 | 19.2 | | | | | | | 2600 | 19.9 | 2630 | 19.8 | | | 37600 | 18.6 | 793 | 18.8 | 8500 | 19.6 |
| -13 | 1390 | 19.4 | | | 1716 | 19.1 | 2510 | 18.5 | | | 5040 | 19.2 | | | | | | | 2590 | 19.9 | 2610 | 19.1 | | | 37700 | 18.6 | 793 | 18.8 | 8650 | 19.5 |
| -14 | 1388 | 19.4 | | | 1714 | 19.1 | 2500 | 18.5 | | | 5040 | 19.2 | | | | | | | 2590 | 19.8 | 2600 | 19.1 | | | 37700 | 18.7 | 793 | 18.7 | 8830 | 19.4 |
| -15 | 1378 | 19.4 | | | 1714 | 19.1 | 2510 | 18.5 | | | 5040 | 19.2 | | | | | | | 2590 | 19.7 | 2590 | 19.6 | | | 37800 | 18.7 | 793 | 18.7 | 8990 | 19.3 |
| -16 | 1376 | 19.4 | | | 1714 | 19.1 | 2520 | 18.4 | | | 5040 | 19.2 | | | | | | | 2590 | 19.7 | 2580 | 19.6 | | | 37800 | 18.7 | 792 | 18.7 | 9130 | 19.2 |
| -17 | 1396 | 19.4 | | | 1714 | 19.1 | 2520 | 18.4 | | | 5040 | 19.2 | | | | | | | 2590 | 19.6 | 2560 | 19.6 | | | 37800 | 18.7 | 792 | 18.7 | 9300 | 19.1 |
| -18 | 1353 | 19.4 | | | 1714 | 19.0 | 2520 | 18.4 | | | 5040 | 19.2 | | | | | | | 2590 | 19.6 | 2550 | 19.6 | | | 37800 | 18.7 | 792 | 18.7 | 9490 | 19.0 |
| -19 | 1380 | 19.4 | | | 1714 | 19.0 | 2520 | 18.4 | | | 5040 | 19.2 | | | | | | | 2590 | 19.6 | 2530 | 19.5 | | | 37800 | 18.7 | 792 | 18.7 | 9750 | 18.9 |
| -20 | 1450 | 19.4 | | | 1714 | 19.0 | 2520 | 18.4 | | | 5040 | 19.2 | | | | | | | | | 2530 | 19.5 | | | 37800 | 18.7 | 793 | 18.6 | 10020 | 18.9 |
| -21 | 1455 | 19.4 | | | 1711 | 19.0 | 2520 | 18.4 | | | | | | | | | | | | | 2560 | 19.4 | | | 37800 | 18.7 | 800 | 18.6 | 10050 | 18.9 |
| -22 | 1464 | 19.4 | | | 1715 | 19.0 | 2520 | 18.4 | | | | | | | | | | | | | 2560 | 19.4 | | | 37800 | 18.7 | 801 | 18.6 | 11120 | 18.9 |
| -23 | 1524 | 19.4 | | | 1712 | 19.0 | 2510 | 18.3 | | | | | | | | | | | | | | | | | 37700 | 18.7 | 801 | 18.6 | 11900 | 18.8 |
| -24 | 1559 | 19.4 | | | 1711 | 19.0 | 2510 | 18.3 | | | | | | | | | | | | | | | | | 37800 | 18.6 | 801 | 18.6 | 12510 | 18.8 |
| -25 | 1613 | 19.4 | | | 1706 | 19.0 | 2510 | 18.3 | | | | | | | | | | | | | | | | | 37800 | 18.6 | 806 | 18.6 | 13130 | 18.7 |
| -26 | 1740 | 19.4 | | | 1706 | 19.0 | 2510 | 18.2 | | | | | | | | | | | | | | | | | 37700 | 18.6 | 15860 | 18.6 | 13680 | 18.7 |
| -27 | 9200 | 19.4 | | | 1706 | 19.0 | 2550 | 18.3 | | | | | | | | | | | | | | | | | 37700 | 18.6 | 16950 | 18.6 | 13680 | 18.7 |
| -28 | 9780 | 19.4 | | | | | 2610 | 18.4 | | | | | | | | | | | | | | | | | 37800 | 18.6 | 16950 | 18.6 | 14790 | 18.7 |
| -29 | 11300 | 19.4 | | | | | 2650 | 18.6 | | | | | | | | | | | | | | | | | 37800 | 18.6 | 16950 | 18.6 | 18320 | 18.7 |
| -30 | 22000 | 19.4 | | | | | 2660 | 18.6 | | | | | | | | | | | | | | | | | 37800 | 18.6 | 16940 | 18.6 | 34900 | 18.7 |
| -31 | 35000 | 19.4 | | | | | 2660 | 18.8 | | | | | | | | | | | | | | | | | 37800 | 18.6 | 16830 | 18.6 | 35400 | 18.6 |
| -32 | 36900 | 19.4 | | | | | 2660 | 18.9 | | | | | | | | | | | | | | | | | 37800 | 18.6 | 16740 | 18.6 | 35400 | 18.6 |
| -33 | 37100 | 19.4 | | | | | 2670 | 18.9 | | | | | | | | | | | | | | | | | 37800 | 18.6 | 16790 | 18.6 | 35400 | 18.6 |
| -34 | 37100 | 19.4 | | | | | 2670 | 19.0 | | | | | | | | | | | | | | | | | 37800 | 18.6 | 16730 | 18.6 | 35500 | 18.6 |
| -35 | 37200 | 19.4 | | | | | 2770 | 19.1 | | | | | | | | | | | | | | | | | 37800 | 18.6 | 16690 | 18.6 | 35400 | 18.6 |
| -36 | 37200 | 19.4 | | | | | 2830 | 19.1 | | | | | | | | | | | | | | | | | 37800 | 18.6 | 16690 | 18.6 | 35400 | 18.6 |
| -37 | | | | | | | | | | | | | | | | | | | | | | | | | 37800 | 18.6 | 16410 | 18.6 | 35400 | 18.6 |
| -38 | | | | | | | | | | | | | | | | | | | | | | | | | 37800 | 18.6 | 15850 | 18.6 | 35500 | 18.6 |
| -39 | | | | | | | | | | | | | | | | | | | | | | | | | 37800 | 18.6 | 15550 | 18.6 | 35600 | 18.6 |
| -40 | | | | | | | | | | | | | | | | | | | | | | | | | 37800 | 18.6 | 17200 | 18.6 | 35500 | 17.7 |
| -41 | | | | | | | | | | | | | | | | | | | | | | | | | 37800 | 18.6 | 36400 | 18.6 | 35700 | 17.7 |
| -42 | | | | | | | | | | | | | | | | | | | | | | | | | 37700 | 18.6 | 36500 | 18.6 | 36000 | 17.7 |
| -43 | | | | | | | | | | | | | | | | | | | | | | | | | 37700 | 18.6 | 36400 | 18.6 | 36100 | 17.7 |
| -44 | | | | | | | | | | | | | | | | | | | | | | | | | 37700 | 18.6 | 36300 | 18.6 | | |
| -45 | | | | | | | | | | | | | | | | | | | | | | | | | | | 40500 | 18.6 | | |
| -46 | | | | | | | | | | | | | | | | | | | | | | | | | | | 41000 | 18.6 | | |
| -47 | | | | | | | | | | | | | | | | | | | | | | | | | | | | | | |
| -48 | | | | | | | | | | | | | | | | | | | | | | | | | | | | | | |
| -49 | | | | | | | | | | | | | | | | | | | | | | | | | | | | | | |
| -50 | | | | | | | | | | | | | | | | | | | | | | | | | | | | | | |

## Registros efectuados de conductividad eléctrica y temperatura del agua subterránea en Abril de 1994

| | Cond | T | Cond | T | Cond | T | Cond | T | Cond | T | Cond | T | Cond | T | Cond | T | Cond | T | Cond | T | Cond | T | Cond | T | Cond | T | Cond | T | Cond | T |
|---|---|---|---|---|---|---|---|---|---|---|---|---|---|---|---|---|---|---|---|---|---|---|---|---|---|---|---|---|---|---|
| Cota (m | IGME 2 | IGME 2 | IGME 3 | IGME 3 | P1-3 | P1-3 | P1-5 | P1-5 | P1-6 | P1-6 | P2-1 | P2-1 | H6-12 | H6-12 | H6-14 | H6-14 | H6-16(P | H6-16(P) | H6-N16-3 | H6-N16- | H6-17-1 | H6-17-1 | H6-18-1 | H6-18-1 | H6-19-1 | H6-19-1 | SAICA- | SAICA- | SAICA- | SAICA- |
| 7 | | | | | | | | | | | | | | | | | | | | | | | | | | | | | | |
| 6 | | | | | | | | | | | | | | | | | | | | | | | | | | | | | | |
| 5 | | | | | | | | | | | | | | | | | | | | | | | | | | | | | | |
| 4 | | | | | | | | | | | | | | | | | | | | | | | | | | | | | | |
| 3 | | | | | | | | | | | | | | | | | | | | | | | | | | | | | | |
| 2 | | | | | | | | | | | | | | | | | | | | | | | | | | | | | | |
| 1 | | | | | | | | | | | | | 820 | 16.9 | | | | | | | | | | | | | | | | |
| 0 | | | | | | | | | 2840 | 18.4 | 1095 | 18.7 | 1070 | 16.9 | | | 3980 | 16.2 | | | | | | | | | | | | |
| -1 | 3090 | 15.5 | 11710 | 18.0 | 6770 | 18.5 | | | 2750 | 18.7 | 1095 | 19.1 | 1095 | 16.8 | | | 4510 | 16.6 | | | 2980 | 18.6 | | | | | | | | |
| -2 | 3100 | 15.6 | 11680 | 18.1 | 12080 | 18.7 | | | 2750 | 18.8 | 1093 | 19.2 | 1096 | 16.8 | | | 7820 | 18.5 | | | 2980 | 18.7 | | | | | | | | |
| -3 | 3090 | 16.2 | 11690 | 18.3 | 13800 | 18.8 | | | 2740 | 19.1 | 1091 | 19.4 | 1094 | 16.9 | | | 13360 | 18.9 | | | 2980 | 18.7 | | | | | | | | |
| -4 | 3090 | 16.9 | 11680 | 18.6 | 14350 | 18.9 | | | 2740 | 19.3 | 1091 | 19.6 | 1094 | 16.9 | | | 15890 | 19.1 | | | 3080 | 18.9 | | | | | | | | |
| -5 | 3090 | 17.5 | 11690 | 18.6 | 14810 | 18.9 | | | 2740 | 19.4 | 1091 | 19.6 | 1095 | 17.0 | | | | | | | 3160 | 19.0 | | | | | | | | |
| -6 | 3090 | 17.9 | 11700 | 19.1 | 14970 | 18.9 | | | 2740 | 19.4 | | | 1099 | 17.1 | | | | | | | 3260 | 19.1 | | | | | | | | |
| -7 | 3090 | 18.4 | 11680 | 19.3 | 15110 | 18.8 | | | 2750 | 19.4 | | | 1098 | 17.1 | | | | | | | 3570 | 19.1 | | | | | | | | |
| -8 | 3090 | 18.4 | 11680 | 19.3 | 15150 | 18.8 | | | 2750 | 19.4 | | | 1098 | 17.1 | | | | | | | 3800 | 19.2 | | | | | | | | |
| -9 | 3090 | 18.9 | 11680 | 19.4 | 15190 | 18.7 | | | 2750 | 19.4 | | | 1099 | 17.3 | | | | | | | 3890 | 19.2 | | | | | | | | |
| -10 | 3090 | 18.9 | 11740 | 19.4 | 15190 | 18.7 | | | 2750 | 19.4 | | | 1100 | 17.4 | | | | | | | | | | | | | | | | |
| -11 | 3090 | 18.9 | 11760 | 19.3 | | | | | 2750 | 19.4 | | | 1102 | 17.5 | | | | | | | | | | | | | | | | |
| -12 | 3560 | 19.0 | 11810 | 19.2 | | | | | 2750 | 19.4 | | | 1101 | 17.6 | | | | | | | | | | | | | | | | |
| -13 | 3790 | 18.9 | 11830 | 19.2 | | | | | 2740 | 19.4 | | | 1102 | 17.6 | | | | | | | | | | | | | | | | |
| -14 | 4010 | 18.9 | 11850 | 19.1 | | | | | | | | | 1103 | 17.7 | | | | | | | | | | | | | | | | |
| -15 | 4280 | 18.8 | 11910 | 19.1 | | | | | | | | | 1104 | 17.7 | | | | | | | | | | | | | | | | |
| -16 | 4640 | 18.7 | 11910 | 19.1 | | | | | | | | | 1104 | 17.9 | | | | | | | | | | | | | | | | |
| -17 | 5020 | 18.7 | 11950 | 19.0 | | | | | | | | | 1106 | 17.9 | | | | | | | | | | | | | | | | |
| -18 | 5610 | 18.6 | 11960 | 18.9 | | | | | | | | | 1106 | 18.0 | | | | | | | | | | | | | | | | |
| -19 | 6490 | 18.6 | 11990 | 18.9 | | | | | | | | | 1108 | 18.0 | | | | | | | | | | | | | | | | |
| -20 | 7540 | 18.6 | 12040 | 18.9 | | | | | | | | | 1110 | 18.1 | | | | | | | | | | | | | | | | |
| -21 | 8360 | 18.6 | 12090 | 18.8 | | | | | | | | | 1108 | 18.2 | | | | | | | | | | | | | | | | |
| -22 | 9080 | 18.6 | 12260 | 18.8 | | | | | | | | | 1110 | 18.2 | | | | | | | | | | | | | | | | |
| -23 | 9960 | 18.6 | 12680 | 18.7 | | | | | | | | | 1113 | 18.2 | | | | | | | | | | | | | | | | |
| -24 | 10260 | 18.6 | 13570 | 18.7 | | | | | | | | | 1113 | 18.2 | | | | | | | | | | | | | | | | |
| -25 | 13710 | 18.6 | 17350 | 18.7 | | | | | | | | | 1116 | 18.3 | | | | | | | | | | | | | | | | |
| -26 | 15440 | 18.6 | 27300 | 18.6 | | | | | | | | | 1116 | 18.3 | | | | | | | | | | | | | | | | |
| -27 | 15580 | 18.6 | 29100 | 18.6 | | | | | | | | | 1117 | 18.3 | | | | | | | | | | | | | | | | |
| -28 | 15600 | 18.6 | 29600 | 18.5 | | | | | | | | | | | | | | | | | | | | | | | | | | |
| -29 | 16070 | 18.6 | 29900 | 18.5 | | | | | | | | | | | | | | | | | | | | | | | | | | |
| -30 | 22000 | 18.6 | 36600 | 18.5 | | | | | | | | | | | | | | | | | | | | | | | | | | |
| -31 | 26100 | 18.6 | 37900 | 18.5 | | | | | | | | | | | | | | | | | | | | | | | | | | |
| -32 | 26700 | 18.6 | 38500 | 18.5 | | | | | | | | | | | | | | | | | | | | | | | | | | |
| -33 | 29500 | 18.6 | 38900 | 18.5 | | | | | | | | | | | | | | | | | | | | | | | | | | |
| -34 | 34800 | 18.6 | 39400 | 18.4 | | | | | | | | | | | | | | | | | | | | | | | | | | |
| -35 | 38200 | 18.6 | 39500 | 18.4 | | | | | | | | | | | | | | | | | | | | | | | | | | |
| -36 | 39500 | 18.6 | 40600 | 18.4 | | | | | | | | | | | | | | | | | | | | | | | | | | |
| -37 | 42200 | 18.6 | 40700 | 18.4 | | | | | | | | | | | | | | | | | | | | | | | | | | |
| -38 | 42600 | 18.6 | 41200 | 18.4 | | | | | | | | | | | | | | | | | | | | | | | | | | |
| -39 | 43000 | 18.6 | 41900 | 18.4 | | | | | | | | | | | | | | | | | | | | | | | | | | |
| -40 | 43000 | 18.6 | 42600 | 18.4 | | | | | | | | | | | | | | | | | | | | | | | | | | |
| -41 | 43400 | 18.6 | 42800 | 18.4 | | | | | | | | | | | | | | | | | | | | | | | | | | |
| -42 | | | 43200 | 18.4 | | | | | | | | | | | | | | | | | | | | | | | | | | |
| -43 | | | 43200 | 18.4 | | | | | | | | | | | | | | | | | | | | | | | | | | |
| -44 | | | 43400 | 18.4 | | | | | | | | | | | | | | | | | | | | | | | | | | |
| -45 | | | 43500 | 18.4 | | | | | | | | | | | | | | | | | | | | | | | | | | |
| -46 | | | 43500 | 18.4 | | | | | | | | | | | | | | | | | | | | | | | | | | |
| -47 | | | 43500 | 18.4 | | | | | | | | | | | | | | | | | | | | | | | | | | |
| -48 | | | 43500 | 18.4 | | | | | | | | | | | | | | | | | | | | | | | | | | |
| -49 | | | | | | | | | | | | | | | | | | | | | | | | | | | | | | |
| -50 | | | | | | | | | | | | | | | | | | | | | | | | | | | | | | |

## Registros efectuados de conductividad eléctrica y temperatura del agua subterránea en Mayo de 1994

| 29.05.94 | Cond | T | Cond | T | Cond | T | Cond | T | Cond | T | Cond | T | Cond | T | Cond | T | Cond | T | Cond | T | Cond | T | Cond | T | Cond | T | Cond | T | Cond | T |
|---|---|---|---|---|---|---|---|---|---|---|---|---|---|---|---|---|---|---|---|---|---|---|---|---|---|---|---|---|---|---|
| Cota (m) | S-6 | S-6 | S-7 | S-7 | S-8 | S-8 | S-9 | S-9 | S-10BIS | S-10BIS | S-15 | S-15 | S-16 | S-16 | S-16BIS | S-16BIS | S-18BIS | S-18BIS | S-21 | S-21 | S-23BIS | S-23BIS | S-151BI | S-151BI | S-152 | S-152 | S-153 | S-153 | IGME 1 | IGME 1 |
| 7 | | | | | | | | | | | | | | | | | | | | | | | | | | | | | | |
| 6 | | | | | | | | | | | | | | | | | | | | | | | | | | | | | | |
| 5 | | | | | | | | | | | | | | | | | | | | | | | | | | | | | | |
| 4 | | | | | | | | | | | | | | | | | | | | | | | | | | | | | | |
| 3 | | | | | | | | | | | | | | | | | | | | | | | | | | | | | | |
| 2 | | | | | | | | | | | | | | | | | | | | | | | | | | | | | | |
| 1 | | | | | | | | | | | | | | | | | | | | | | | | | | | | | | |
| 0 | | | | | 1702 | 19.5 | 1700 | 19.1 | | | 3780 | 19.5 | | | 3700 | 18.9 | | | 2300 | 19.1 | | | | | | | | | | |
| -1 | 1325 | 19.6 | 1770 | 19.6 | 1695 | 19.1 | 1705 | 18.9 | 3060 | 18.5 | 3780 | 18.2 | | | 3700 | 18.3 | | | 2280 | 19.1 | 2100 | 19.2 | | | 2470 | 17.7 | 803 | 17.2 | 8410 | 17.5 |
| -2 | 1308 | 19.4 | 1780 | 19.6 | 1699 | 19.1 | 1709 | 18.8 | 3010 | 18.0 | 4330 | 17.9 | | | 3690 | 18.0 | | | 2290 | 18.7 | 2090 | 19.1 | | | 2590 | 17.5 | 803 | 16.7 | 8440 | 17.0 |
| -3 | 1307 | 19.4 | 1783 | 19.6 | 1699 | 19.1 | 1706 | 18.9 | 3000 | 17.9 | 4480 | 17.8 | | | 3690 | 18.0 | | | 2290 | 18.6 | 2090 | 19.0 | | | 7740 | 17.4 | 803 | 16.7 | 8440 | 17.3 |
| -4 | 1305 | 19.4 | 1781 | 19.6 | 1698 | 19.1 | 1707 | 18.9 | 3000 | 17.9 | 4450 | 17.9 | | | 3870 | 18.2 | | | 2290 | 18.7 | 2090 | 19.1 | | | 27800 | 27.7 | 803 | 17.0 | 8440 | 17.5 |
| -5 | 1305 | 19.4 | 1786 | 19.6 | 1699 | 19.1 | 1713 | 18.9 | 3000 | 18.0 | 4450 | 18.2 | | | | | | | 2290 | 19.2 | 1970 | 19.2 | | | 28600 | 17.8 | 803 | 17.4 | 8420 | 17.9 |
| -6 | 1307 | 19.4 | 1790 | 19.6 | 1702 | 19.1 | 1708 | 18.9 | 3000 | 18.0 | 4460 | 18.4 | | | | | | | 2280 | 19.5 | 2120 | 19.5 | | | 22000 | 17.7 | 804 | 17.7 | 8430 | 18.2 |
| -7 | 1307 | 19.4 | 1810 | 19.6 | 1702 | 19.1 | 1706 | 18.9 | 3000 | 18.2 | 4460 | 18.6 | | | | | | | 2270 | 19.7 | 2210 | 19.7 | | | 19100 | 17.8 | 804 | 18.0 | 8420 | 18.6 |
| -8 | 1302 | 19.4 | 1818 | 19.6 | 1702 | 19.1 | 1705 | 18.9 | | | 4480 | 18.7 | | | | | | | 2280 | 19.9 | 2240 | 19.8 | | | 19500 | 17.9 | 807 | 18.4 | 8420 | 18.9 |
| -9 | 1329 | 19.4 | 1814 | 19.6 | 1702 | 19.1 | 1704 | 18.9 | | | 4470 | 18.9 | | | | | | | 2290 | 19.9 | 2270 | 19.9 | | | 22500 | 18.0 | 806 | 18.5 | 8410 | 19.1 |
| -10 | 1347 | 19.4 | 1802 | 19.6 | 1702 | 19.1 | 1704 | 18.9 | | | 4480 | 19.0 | | | | | | | 2280 | 19.9 | 2350 | 19.9 | | | 23400 | 18.0 | 806 | 18.6 | 8430 | 19.2 |
| -11 | 1328 | 19.4 | 1792 | 19.6 | 1702 | 19.1 | 1708 | 18.9 | | | 4480 | 19.1 | | | | | | | 2290 | 19.9 | 2610 | 19.9 | | | 21700 | 18.0 | 804 | 18.7 | 8430 | 19.3 |
| -12 | 1302 | 19.4 | 1786 | 19.6 | 1702 | 19.1 | 1708 | 18.9 | | | 4480 | 19.1 | | | | | | | 2280 | 19.8 | 2610 | 19.8 | | | 19700 | 18.0 | 804 | 18.7 | 8440 | 19.4 |
| -13 | 1408 | 19.4 | 1769 | 19.6 | 1702 | 19.1 | 1706 | 18.9 | | | 4480 | 19.1 | | | | | | | 2280 | 19.7 | 2600 | 19.7 | | | 18500 | 18.0 | 804 | 18.8 | 8740 | 19.5 |
| -14 | 1409 | 19.4 | 1758 | 19.6 | 1702 | 19.1 | 1698 | 18.9 | | | 4480 | 19.1 | | | | | | | 2280 | 19.7 | 2610 | 19.7 | | | 18000 | 18.0 | 804 | 18.8 | 8880 | 19.4 |
| -15 | 1409 | 19.4 | 1883 | 19.6 | 1705 | 19.1 | 1714 | 18.9 | | | 4480 | 19.1 | | | | | | | 2290 | 19.7 | 2610 | 19.6 | | | 17700 | 18.0 | 804 | 18.7 | 9050 | 19.2 |
| -16 | 1411 | 19.4 | 2060 | 19.6 | 1699 | 19.1 | 1712 | 18.9 | | | 4480 | 19.1 | | | | | | | 2300 | 19.6 | 2610 | 19.6 | | | 17000 | 18.1 | 804 | 18.7 | 9220 | 19.2 |
| -17 | 1407 | 19.4 | | | 1702 | 19.1 | 1708 | 18.9 | | | 4470 | 19.1 | | | | | | | 2350 | 19.6 | 2610 | 19.6 | | | 16200 | 18.1 | 804 | 18.7 | 9400 | 19.1 |
| -18 | 1405 | 19.4 | | | 1699 | 19.1 | 1705 | 18.9 | | | 4480 | 19.2 | | | | | | | 2370 | 19.6 | 2590 | 19.5 | | | 15600 | 18.1 | 805 | 18.7 | 9640 | 19.0 |
| -19 | 1416 | 19.4 | | | 1708 | 19.1 | 1708 | 18.9 | | | 4480 | 19.1 | | | | | | | 2420 | 19.6 | 2590 | 19.5 | | | 15300 | 18.2 | 806 | 18.6 | 9950 | 18.9 |
| -20 | 1463 | 19.4 | | | 1697 | 19.1 | 1705 | 18.9 | | | 4490 | 19.1 | | | | | | | | | 2590 | 19.5 | | | 15300 | 18.2 | 806 | 18.6 | 10300 | 18.9 |
| -21 | 1473 | 19.4 | | | 1697 | 19.1 | 1695 | 18.9 | | | | | | | | | | | | | 2610 | 19.4 | | | 15500 | 18.2 | 841 | 18.6 | 10820 | 18.9 |
| -22 | 1489 | 19.4 | | | 1684 | 19.1 | 1707 | 18.9 | | | | | | | | | | | | | 2630 | 19.4 | | | 15700 | 18.2 | 909 | 18.6 | 11400 | 18.9 |
| -23 | 1569 | 19.4 | | | 1698 | 19.1 | 1720 | 18.9 | | | | | | | | | | | | | | | | | 16000 | 18.2 | 1100 | 18.6 | 11400 | 18.9 |
| -24 | 1610 | 19.4 | | | 1714 | 19.1 | 1717 | 18.9 | | | | | | | | | | | | | | | | | 16900 | 18.2 | 1274 | 18.6 | 12630 | 18.8 |
| -25 | 1670 | 19.4 | | | 1720 | 19.1 | 1878 | 18.9 | | | | | | | | | | | | | | | | | 18500 | 18.2 | 2113 | 18.6 | 13260 | 18.7 |
| -26 | 1970 | 19.3 | | | 1726 | 19.1 | 2030 | 18.9 | | | | | | | | | | | | | | | | | 21000 | 18.3 | 6930 | 18.6 | 13990 | 18.7 |
| -27 | 10170 | 19.4 | | | 1731 | 19.1 | 2290 | 18.9 | | | | | | | | | | | | | | | | | 24000 | 18.3 | 12330 | 18.6 | 14810 | 18.7 |
| -28 | 16680 | 19.4 | | | 1731 | 19.1 | 2560 | 18.9 | | | | | | | | | | | | | | | | | 27700 | 18.4 | 16700 | 18.6 | 14950 | 18.7 |
| -29 | 13880 | 19.4 | | | | | 3180 | 18.9 | | | | | | | | | | | | | | | | | 31600 | 18.4 | 17330 | 18.6 | 20100 | 18.7 |
| -30 | 29200 | 19.4 | | | | | 3300 | 18.9 | | | | | | | | | | | | | | | | | 34100 | 18.4 | 17410 | 18.6 | 35000 | 18.6 |
| -31 | 36800 | 19.4 | | | | | 3440 | 18.9 | | | | | | | | | | | | | | | | | 35400 | 18.5 | 17490 | 18.6 | 35900 | 18.6 |
| -32 | 37500 | 19.4 | | | | | 3520 | 18.9 | | | | | | | | | | | | | | | | | 36300 | 18.5 | 17490 | 18.6 | 35900 | 18.6 |
| -33 | 37600 | 19.4 | | | | | 3660 | 19.0 | | | | | | | | | | | | | | | | | 36500 | 18.6 | 17490 | 18.6 | 35900 | 18.6 |
| -34 | 37600 | 19.4 | | | | | 3670 | 19.0 | | | | | | | | | | | | | | | | | 36500 | 18.6 | 17390 | 18.6 | 35900 | 18.6 |
| -35 | 37600 | 19.4 | | | | | 3780 | 19.1 | | | | | | | | | | | | | | | | | 36500 | 18.6 | 16950 | 18.6 | 35900 | 18.6 |
| -36 | 37600 | 19.4 | | | | | | | | | | | | | | | | | | | | | | | 36600 | 18.6 | 17140 | 18.6 | 35900 | 18.6 |
| -37 | | | | | | | | | | | | | | | | | | | | | | | | | 36600 | 18.6 | 16730 | 18.6 | 35900 | 18.6 |
| -38 | | | | | | | | | | | | | | | | | | | | | | | | | 36600 | 18.6 | 16510 | 18.6 | 35900 | 18.6 |
| -39 | | | | | | | | | | | | | | | | | | | | | | | | | 36600 | 18.6 | 16900 | 18.6 | 36000 | 18.6 |
| -40 | | | | | | | | | | | | | | | | | | | | | | | | | 36600 | 18.6 | 37600 | 18.6 | 36000 | 18.6 |
| -41 | | | | | | | | | | | | | | | | | | | | | | | | | 36700 | 18.6 | 37600 | 18.6 | 36200 | 18.6 |
| -42 | | | | | | | | | | | | | | | | | | | | | | | | | 36700 | 18.6 | 41900 | 18.6 | 36600 | 18.6 |
| -43 | | | | | | | | | | | | | | | | | | | | | | | | | 36700 | 18.6 | 42200 | 18.6 | 36800 | 18.6 |
| -44 | | | | | | | | | | | | | | | | | | | | | | | | | 36600 | 18.6 | 42700 | 18.6 | | |
| -45 | | | | | | | | | | | | | | | | | | | | | | | | | | | 42700 | 18.6 | | |
| -46 | | | | | | | | | | | | | | | | | | | | | | | | | | | 42700 | 18.6 | | |
| -47 | | | | | | | | | | | | | | | | | | | | | | | | | | | | | | |
| -48 | | | | | | | | | | | | | | | | | | | | | | | | | | | | | | |
| -49 | | | | | | | | | | | | | | | | | | | | | | | | | | | | | | |
| -50 | | | | | | | | | | | | | | | | | | | | | | | | | | | | | | |

## Registros efectuados de conductividad eléctrica y temperatura del agua subterránea en Mayo de 1994

| | Cond | T | Cond | T | Cond | T | Cond | T | Cond | T | Cond | T | Cond | T | Cond | T | Cond | T | Cond | T | Cond | T | Cond | T | Cond | T | Cond | T |
|---|---|---|---|---|---|---|---|---|---|---|---|---|---|---|---|---|---|---|---|---|---|---|---|---|---|---|---|---|
| Cota (m | IGME 2 | IGME 2 | IGME 3 | IGME 3 | P1-3 | P1-3 | P1-5 | P1-5 | P1-6 | P1-6 | P2-1 | P2-1 | H6-12 | H6-12 | H6-14 | H6-14 | H6-16(P | H6-16(P) | H6-N16-3 | H6-N16- | H6-17-1 | H6-17-1 | H6-18-1 | H6-18-1 | H6-19-1 | H6-19-1 | SAICA- | SAICA- | SAICA- | SAICA- |
| 7 | | | | | | | | | | | | | | | | | | | | | | | | | | | | | | |
| 6 | | | | | | | | | | | | | | | | | | | | | | | | | | | | | | |
| 5 | | | | | | | | | | | | | | | | | | | | | | | | | | | | | | |
| 4 | | | | | | | | | | | | | | | | | | | | | | | | | | | | | | |
| 3 | | | | | | | | | | | | | | | | | | | | | | | | | | | | | | |
| 2 | | | | | | | | | | | | | | | | | | | | | | | | | | | | | | |
| 1 | | | | | | | | | | | 1473 | 18.2 | 1170 | 17.3 | | | | | | | | | | | | | | | | |
| 0 | | | | | 4250 | 18.4 | | | 2900 | 18.5 | 1101 | 18.5 | 1170 | 17.6 | | | | | | | | | | | | | | | | |
| -1 | 3190 | 16.2 | 11740 | 18.3 | 4850 | 18.0 | | | 2920 | 18.6 | 1104 | 18.8 | 1168 | 17.7 | | | | | | | | | | | | | | | | |
| -2 | 3180 | 16.2 | 11760 | 18.2 | 6190 | 18.0 | | | 2920 | 18.7 | 1103 | 19.1 | 1168 | 17.7 | | | | | | | | | | | | | | | | |
| -3 | 3180 | 16.5 | 11760 | 18.2 | 8800 | 18.1 | | | 2890 | 19.1 | 1106 | 19.2 | 1167 | 17.7 | | | | | | | | | | | | | | | | |
| -4 | 3170 | 16.8 | 11740 | 18.6 | 10750 | 18.2 | | | 2880 | 19.4 | 1106 | 19.4 | 1167 | 17.7 | | | | | | | | | | | | | | | | |
| -5 | 3180 | 17.2 | 11770 | 18.6 | 11490 | 18.2 | | | 2870 | 19.4 | 1107 | 19.5 | 1170 | 17.7 | | | | | | | | | | | | | | | | |
| -6 | 3170 | 17.7 | 11760 | 18.9 | 12150 | 18.2 | | | 2870 | 19.4 | | | 1170 | 17.7 | | | | | | | | | | | | | | | | |
| -7 | 3170 | 18.2 | 11760 | 19.1 | 12700 | 18.3 | | | 2870 | 19.4 | | | 1180 | 17.7 | | | | | | | | | | | | | | | | |
| -8 | 3170 | 18.5 | 11750 | 19.2 | 12950 | 18.3 | | | 2870 | 19.4 | | | 1182 | 17.7 | | | | | | | | | | | | | | | | |
| -9 | 3170 | 18.6 | 11770 | 19.2 | 13200 | 18.3 | | | 2870 | 19.4 | | | 1183 | 17.8 | | | | | | | | | | | | | | | | |
| -10 | 3170 | 18.7 | 11760 | 19.3 | 13390 | 18.4 | | | 2870 | 19.4 | | | 1189 | 17.8 | | | | | | | | | | | | | | | | |
| -11 | 3170 | 18.9 | 11840 | 19.3 | | | | | 2870 | 19.4 | | | 1191 | 17.9 | | | | | | | | | | | | | | | | |
| -12 | 3610 | 18.9 | 11870 | 19.3 | | | | | 2870 | 19.4 | | | 1192 | 17.9 | | | | | | | | | | | | | | | | |
| -13 | 3880 | 18.9 | 11910 | 19.2 | | | | | 2870 | 19.4 | | | 1197 | 17.9 | | | | | | | | | | | | | | | | |
| -14 | 4140 | 18.9 | 11930 | 19.2 | | | | | | | | | 1200 | 18.0 | | | | | | | | | | | | | | | | |
| -15 | 4450 | 18.8 | 11960 | 19.1 | | | | | | | | | 1203 | 18.0 | | | | | | | | | | | | | | | | |
| -16 | 4810 | 18.7 | 11990 | 19.1 | | | | | | | | | 1207 | 18.0 | | | | | | | | | | | | | | | | |
| -17 | 5310 | 18.7 | 11990 | 19.0 | | | | | | | | | 1212 | 18.0 | | | | | | | | | | | | | | | | |
| -18 | 5940 | 18.7 | 12040 | 19.0 | | | | | | | | | 1213 | 18.1 | | | | | | | | | | | | | | | | |
| -19 | 6800 | 18.6 | 12110 | 18.3 | | | | | | | | | 1214 | 18.2 | | | | | | | | | | | | | | | | |
| -20 | 7680 | 18.6 | 12190 | 18.3 | | | | | | | | | 1213 | 18.2 | | | | | | | | | | | | | | | | |
| -21 | 8470 | 18.6 | 12320 | 18.3 | | | | | | | | | 1216 | 18.2 | | | | | | | | | | | | | | | | |
| -22 | 9270 | 18.6 | 12690 | 18.8 | | | | | | | | | 1218 | 18.3 | | | | | | | | | | | | | | | | |
| -23 | 10000 | 18.6 | 13660 | 18.1 | | | | | | | | | 1217 | 18.3 | | | | | | | | | | | | | | | | |
| -24 | 10330 | 18.6 | 15030 | 18.1 | | | | | | | | | 1217 | 18.3 | | | | | | | | | | | | | | | | |
| -25 | 13100 | 18.6 | 20100 | 18.6 | | | | | | | | | 1218 | 18.4 | | | | | | | | | | | | | | | | |
| -26 | 15600 | 18.6 | 25400 | 18.6 | | | | | | | | | 1219 | 18.4 | | | | | | | | | | | | | | | | |
| -27 | 15860 | 18.6 | 28800 | 18.6 | | | | | | | | | 1220 | 18.4 | | | | | | | | | | | | | | | | |
| -28 | 15970 | 18.6 | 29900 | 18.6 | | | | | | | | | | | | | | | | | | | | | | | | | | |
| -29 | 16340 | 18.6 | 30400 | 18.5 | | | | | | | | | | | | | | | | | | | | | | | | | | |
| -30 | 20800 | 18.6 | 32100 | 18.5 | | | | | | | | | | | | | | | | | | | | | | | | | | |
| -31 | 26200 | 18.6 | 33300 | 18.5 | | | | | | | | | | | | | | | | | | | | | | | | | | |
| -32 | 27100 | 18.6 | 34100 | 18.5 | | | | | | | | | | | | | | | | | | | | | | | | | | |
| -33 | 29400 | 18.6 | 35800 | 18.5 | | | | | | | | | | | | | | | | | | | | | | | | | | |
| -34 | 34700 | 18.6 | 35800 | 18.5 | | | | | | | | | | | | | | | | | | | | | | | | | | |
| -35 | 36900 | 18.6 | 35500 | 18.5 | | | | | | | | | | | | | | | | | | | | | | | | | | |
| -36 | 38800 | 18.6 | 35000 | 18.5 | | | | | | | | | | | | | | | | | | | | | | | | | | |
| -37 | 42000 | 18.6 | 34500 | 18.5 | | | | | | | | | | | | | | | | | | | | | | | | | | |
| -38 | 42200 | 18.6 | 34100 | 18.4 | | | | | | | | | | | | | | | | | | | | | | | | | | |
| -39 | 43000 | 18.6 | 34800 | 18.4 | | | | | | | | | | | | | | | | | | | | | | | | | | |
| -40 | 43300 | 18.6 | 37400 | 18.4 | | | | | | | | | | | | | | | | | | | | | | | | | | |
| -41 | 43700 | 18.6 | 39400 | 18.4 | | | | | | | | | | | | | | | | | | | | | | | | | | |
| -42 | | | 41700 | 18.4 | | | | | | | | | | | | | | | | | | | | | | | | | | |
| -43 | | | 42800 | 18.4 | | | | | | | | | | | | | | | | | | | | | | | | | | |
| -44 | | | 43300 | 18.4 | | | | | | | | | | | | | | | | | | | | | | | | | | |
| -45 | | | 43400 | 18.4 | | | | | | | | | | | | | | | | | | | | | | | | | | |
| -46 | | | 43400 | 18.4 | | | | | | | | | | | | | | | | | | | | | | | | | | |
| -47 | | | 43500 | 18.5 | | | | | | | | | | | | | | | | | | | | | | | | | | |
| -48 | | | 43700 | 18.5 | | | | | | | | | | | | | | | | | | | | | | | | | | |
| -49 | | | | | | | | | | | | | | | | | | | | | | | | | | | | | | |
| -50 | | | | | | | | | | | | | | | | | | | | | | | | | | | | | | |

## Registros efectuados de conductividad eléctrica y temperatura del agua subterránea en Junio de 1994

| 25.06.94 | Cond | T | Cond | T | Cond | T | Cond | T | Cond | T | Cond | T | Cond | T | Cond | T | Cond | T | Cond | T | Cond | T | Cond | T | Cond | T | Cond | T |
|---|---|---|---|---|---|---|---|---|---|---|---|---|---|---|---|---|---|---|---|---|---|---|---|---|---|---|---|---|
| Cota (m) | S-6 | S-6 | S-7 | S-7 | S-8 | S-8 | S-9 | S-9 | S-10BIS | S-10BIS | S-15 | S-15 | S-16 | S-16 | S-16BIS | S-16BIS | S-18BIS | S-18BIS | S-21 | S-21 | S-23BIS | S-23BIS | S-151BI | S-151BI | S-152 | S-152 | S-153 | S-153 | IGME 1 | IGME 1 |
| 7 | | | | | | | | | | | | | | | | | | | | | | | | | | | | | | |
| 6 | | | | | | | | | | | | | | | | | | | | | | | | | | | | | | |
| 5 | | | | | | | | | | | | | | | | | | | | | | | | | | | | | | |
| 4 | | | | | | | | | | | | | | | | | | | | | | | | | | | | | | |
| 3 | | | | | | | | | | | | | | | | | | | | | | | | | | | | | | |
| 2 | | | | | | | | | | | | | | | | | | | | | | | | | | | | | | |
| 1 | | | | | | | | | | | | | | | | | | | | | | | | | | | | | | |
| 0 | | | | | 2510 | 21.4 | 2400 | 24.9 | | | 3820 | 21.3 | | | 2600 | 22.0 | | | 2430 | 21.8 | | | | | | | | | | |
| -1 | 1312 | 19.8 | 3260 | 19.5 | 2760 | 20.0 | 2590 | 20.3 | 3050 | 20.2 | 3830 | 19.6 | | | 2840 | 20.2 | | | 2460 | 20.1 | 2460 | 21.0 | | | 3420 | 18.6 | 822 | 19.1 | | |
| -2 | 1313 | 19.4 | 2960 | 19.3 | 2870 | 19.6 | 2600 | 19.8 | 3050 | 19.3 | 4000 | 18.9 | | | 3360 | 18.9 | | | 2540 | 19.4 | 2460 | 19.8 | | | 4010 | 18.0 | 790 | 19.1 | 8440 | 18.5 |
| -3 | 1313 | 19.4 | 3220 | 19.4 | 2880 | 19.6 | 2620 | 19.6 | 3050 | 18.9 | 4200 | 18.6 | | | 3370 | 18.5 | | | 2550 | 19.2 | 2530 | 19.5 | | | 6030 | 17.9 | 791 | 17.2 | 8470 | 17.8 |
| -4 | 1313 | 19.4 | 3020 | 19.4 | 2800 | 19.5 | 2610 | 19.4 | 3050 | 18.7 | 4140 | 18.6 | | | 3740 | 18.5 | | | 2550 | 19.1 | 2480 | 19.3 | | | 12000 | 17.7 | 793 | 17.2 | 8480 | 18.0 |
| -5 | 1313 | 19.4 | 3100 | 19.5 | 2650 | 19.4 | 2570 | 19.4 | 3050 | 18.6 | 4130 | 18.5 | | | | | | | 2510 | 19.1 | 2310 | 19.4 | | | 18860 | 17.7 | 793 | 17.5 | 8450 | 18.1 |
| -6 | 1313 | 19.4 | 3400 | 19.5 | 2610 | 19.4 | 2570 | 19.3 | 3050 | 18.6 | 4130 | 18.6 | | | | | | | 2450 | 19.2 | 2280 | 19.4 | | | 18390 | 17.7 | 793 | 17.7 | 8450 | 18.4 |
| -7 | 1307 | 19.4 | 3540 | 19.6 | 2570 | 19.4 | 2570 | 19.2 | 3050 | 18.6 | 4130 | 18.6 | | | | | | | 2420 | 19.2 | 2270 | 19.6 | | | 17520 | 17.7 | 792 | 18.0 | 8470 | 18.6 |
| -8 | 1266 | 19.4 | 3590 | 19.6 | 2510 | 19.4 | 2580 | 19.2 | | | 4130 | 18.7 | | | | | | | 2440 | 19.4 | 2230 | 19.7 | | | 17920 | 17.7 | 793 | 18.2 | 8460 | 18.9 |
| -9 | 1271 | 19.4 | 3580 | 19.6 | 2510 | 19.3 | 2580 | 19.2 | | | 4130 | 18.8 | | | | | | | 2440 | 19.4 | 2280 | 19.8 | | | 19340 | 17.9 | 793 | 18.5 | 8480 | 19.1 |
| -10 | 1271 | 19.4 | 3560 | 19.6 | 2510 | 19.3 | 2560 | 19.2 | | | 4130 | 18.9 | | | | | | | 2450 | 19.5 | 2270 | 19.9 | | | 19410 | 17.9 | 792 | 18.6 | 8470 | 19.2 |
| -11 | 1180 | 19.5 | 3540 | 19.6 | 2510 | 19.3 | 2550 | 19.2 | | | 4140 | 18.9 | | | | | | | 2450 | 19.5 | 2270 | 19.9 | | | 18660 | 17.9 | 793 | 18.6 | 8460 | 19.3 |
| -12 | 1206 | 19.5 | 3500 | 19.6 | 2510 | 19.3 | 2550 | 19.2 | | | 4140 | 18.9 | | | | | | | 2450 | 19.6 | 2270 | 19.8 | | | 17640 | 18.0 | 793 | 18.7 | 8470 | 19.4 |
| -13 | 1232 | 19.4 | 3430 | 19.6 | 2470 | 19.3 | 2550 | 19.2 | | | 4140 | 18.9 | | | | | | | 2450 | 19.6 | 2270 | 19.7 | | | 16470 | 18.0 | 792 | 18.7 | 8470 | 19.3 |
| -14 | 1407 | 19.4 | 3400 | 19.5 | 2450 | 19.3 | 2520 | 19.1 | | | 4140 | 19.0 | | | | | | | 2460 | 19.6 | 2270 | 19.7 | | | 15520 | 18.0 | 792 | 18.7 | 8830 | 19.4 |
| -15 | 1397 | 19.4 | 3400 | 19.5 | 2450 | 19.3 | 2550 | 19.1 | | | 4140 | 19.1 | | | | | | | 2460 | 19.6 | 2360 | 19.6 | | | 14840 | 18.0 | 792 | 18.7 | 8950 | 19.2 |
| -16 | 1378 | 19.4 | 3630 | 19.5 | 2440 | 19.3 | 2530 | 19.1 | | | 4140 | 19.1 | | | | | | | 2460 | 19.6 | 2410 | 19.6 | | | 14100 | 18.0 | 792 | 18.7 | 9140 | 19.1 |
| -17 | 1363 | 19.4 | | | 2440 | 19.3 | 2550 | 19.1 | | | 4150 | 19.1 | | | | | | | 2460 | 19.6 | 2470 | 19.6 | | | 13570 | 18.0 | 792 | 18.7 | 9310 | 19.1 |
| -18 | 1363 | 19.4 | | | 2440 | 19.3 | 2550 | 19.1 | | | 4150 | 19.1 | | | | | | | 2460 | 19.6 | 2570 | 19.5 | | | 13230 | 18.0 | 792 | 18.7 | 9560 | 19.0 |
| -19 | 1378 | 19.4 | | | 2440 | 19.3 | 2550 | 19.1 | | | 4140 | 19.1 | | | | | | | 2460 | 19.6 | 2590 | 19.5 | | | 13150 | 18.0 | 792 | 18.7 | 9820 | 18.9 |
| -20 | 1363 | 19.4 | | | 2430 | 19.3 | 2550 | 19.1 | | | 4150 | 19.1 | | | | | | | | | 2590 | 19.5 | | | 13380 | 18.0 | 793 | 18.6 | 10080 | 18.9 |
| -21 | 1370 | 19.4 | | | 2440 | 19.3 | 2550 | 19.1 | | | | | | | | | | | | | 2590 | 19.4 | | | 13690 | 18.1 | 793 | 18.6 | 10500 | 18.9 |
| -22 | 1376 | 19.4 | | | 2440 | 19.3 | 2540 | 19.1 | | | | | | | | | | | | | 2590 | 19.4 | | | 13780 | 18.1 | 793 | 18.6 | 11050 | 18.9 |
| -23 | 1388 | 19.4 | | | 2440 | 19.3 | 2530 | 19.1 | | | | | | | | | | | | | | | | | 13680 | 18.2 | 793 | 18.6 | 11540 | 18.8 |
| -24 | 1420 | 19.4 | | | 2440 | 19.3 | 2530 | 19.1 | | | | | | | | | | | | | | | | | 13690 | 18.2 | 792 | 18.6 | 12160 | 18.8 |
| -25 | 1507 | 19.4 | | | 2450 | 19.3 | 2530 | 19.1 | | | | | | | | | | | | | | | | | 13990 | 18.2 | 4270 | 18.6 | 12080 | 18.7 |
| -26 | 1892 | 19.4 | | | 2450 | 19.3 | 2540 | 19.1 | | | | | | | | | | | | | | | | | 14570 | 18.2 | 17190 | 18.6 | 13460 | 18.7 |
| -27 | 10620 | 19.4 | | | 2450 | 19.3 | 2550 | 19.1 | | | | | | | | | | | | | | | | | 15090 | 18.2 | 18280 | 18.6 | 14170 | 18.7 |
| -28 | 11510 | 19.4 | | | 2450 | 19.3 | 2550 | 19.1 | | | | | | | | | | | | | | | | | 15770 | 18.2 | 18280 | 18.6 | 15120 | 18.7 |
| -29 | 11570 | 19.4 | | | 2450 | 19.3 | 2560 | 19.1 | | | | | | | | | | | | | | | | | 16880 | 18.2 | 18280 | 18.6 | 20600 | 18.7 |
| -30 | 31100 | 19.4 | | | 2450 | 19.3 | 2560 | 19.0 | | | | | | | | | | | | | | | | | 18620 | 18.2 | 18220 | 18.6 | 35800 | 18.4 |
| -31 | 37000 | 19.4 | | | 2460 | 19.3 | 2560 | 18.9 | | | | | | | | | | | | | | | | | 20900 | 18.2 | 18280 | 18.6 | 35800 | 18.6 |
| -32 | 37400 | 19.4 | | | | | 2560 | 18.9 | | | | | | | | | | | | | | | | | 23100 | 18.2 | 18280 | 18.6 | 35800 | 18.6 |
| -33 | 37500 | 19.4 | | | | | 2560 | 18.9 | | | | | | | | | | | | | | | | | 25100 | 18.2 | 18280 | 18.6 | 35800 | 18.6 |
| -34 | 37500 | 19.4 | | | | | 2890 | 19.0 | | | | | | | | | | | | | | | | | 26800 | 18.3 | 18220 | 18.6 | 35800 | 18.6 |
| -35 | 37500 | 19.4 | | | | | 3660 | 19.1 | | | | | | | | | | | | | | | | | 28100 | 18.3 | 18110 | 18.6 | 35800 | 18.6 |
| -36 | 37500 | 19.4 | | | | | | | | | | | | | | | | | | | | | | | 28700 | 18.4 | 18050 | 18.6 | 35800 | 18.6 |
| -37 | | | | | | | | | | | | | | | | | | | | | | | | | 29000 | 18.4 | 17390 | 18.6 | 35800 | 18.6 |
| -38 | | | | | | | | | | | | | | | | | | | | | | | | | 29200 | 18.5 | 16280 | 18.6 | 35800 | 18.6 |
| -39 | | | | | | | | | | | | | | | | | | | | | | | | | 29200 | 18.5 | 16840 | 18.6 | 35800 | 18.6 |
| -40 | | | | | | | | | | | | | | | | | | | | | | | | | 29200 | 18.5 | 22700 | 18.6 | 35900 | 18.6 |
| -41 | | | | | | | | | | | | | | | | | | | | | | | | | 29200 | 18.5 | 38500 | 18.6 | 36000 | 18.6 |
| -42 | | | | | | | | | | | | | | | | | | | | | | | | | 29200 | 18.6 | 38500 | 18.6 | 36200 | 18.6 |
| -43 | | | | | | | | | | | | | | | | | | | | | | | | | 29000 | 18.6 | 38500 | 18.6 | 35400 | 18.6 |
| -44 | | | | | | | | | | | | | | | | | | | | | | | | | 29300 | 18.6 | 37800 | 18.6 | | |
| -45 | | | | | | | | | | | | | | | | | | | | | | | | | | | 41300 | 18.6 | | |
| -46 | | | | | | | | | | | | | | | | | | | | | | | | | | | 41700 | 18.6 | | |
| -47 | | | | | | | | | | | | | | | | | | | | | | | | | | | | | | |
| -48 | | | | | | | | | | | | | | | | | | | | | | | | | | | | | | |
| -49 | | | | | | | | | | | | | | | | | | | | | | | | | | | | | | |
| -50 | | | | | | | | | | | | | | | | | | | | | | | | | | | | | | |

## Registros efectuados de conductividad eléctrica y temperatura del agua subterránea en Junio de 1994

| | Cond | T | Cond | T | Cond | T | Cond | T | Cond | T | Cond | T | Cond | T | Cond | T | Cond | T | Cond | T | Cond | T | Cond | T | Cond | T | Cond | T | Cond | T |
|---|---|---|---|---|---|---|---|---|---|---|---|---|---|---|---|---|---|---|---|---|---|---|---|---|---|---|---|---|---|---|
| Cota (m | IGME 2 | IGME 2 | IGME 3 | IGME 3 | P1-3 | P1-3 | P1-5 | P1-5 | P1-6 | P1-6 | P2-1 | P2-1 | H6-12 | H6-12 | H6-14 | H6-14 | H6-16(P | H6-16(P) | H6-N16-3 | H6-N16- | H6-17-1 | H6-17-1 | H6-18-1 | H6-18-1 | H6-19-1 | H6-19-1 | SAICA- | SAICA- | SAICA- | SAICA- |
| 7 | | | | | | | | | | | | | | | | | | | | | | | | | | | | | | |
| 6 | | | | | | | | | | | | | | | | | | | | | | | | | | | | | | |
| 5 | | | | | | | | | | | | | | | | | | | | | | | | | | | | | | |
| 4 | | | | | | | | | | | | | | | | | | | | | | | | | | | | | | |
| 3 | | | | | | | | | | | | | | | | | | | | | | | | | | | | | | |
| 2 | | | | | | | | | | | | | | | | | | | | | | | | | | | | | | |
| 1 | | | | | | | | | | | | | | | | | | | | | | | | | | | | | | |
| 0 | | | | | | | | | 2840 | 19.4 | 1120 | 18.6 | | | | | | | | | | | | | | | | | | |
| -1 | 3220 | 18.0 | | | 5170 | 19.4 | | | 2910 | 19.1 | 1121 | 18.8 | 1326 | 19.5 | | | | | | | | | | | | | | | | |
| -2 | 3210 | 17.1 | 11800 | 18.7 | 9790 | 18.7 | | | 2910 | 19.1 | 1124 | 18.0 | 1332 | 19.3 | | | | | | | | | | | | | | | | |
| -3 | 3210 | 17.0 | 11800 | 18.6 | 11740 | 18.6 | | | 2900 | 19.2 | 1120 | 19.2 | 1329 | 19.1 | | | | | | | | | | | | | | | | |
| -4 | 3210 | 17.2 | 11800 | 18.6 | 13320 | 18.6 | | | 2910 | 19.3 | 1117 | 19.4 | 1318 | 19.3 | | | | | | | | | | | | | | | | |
| -5 | 3220 | 17.5 | 11800 | 18.8 | 13700 | 18.6 | | | 2900 | 19.4 | 1121 | 19.5 | 1328 | 19.3 | | | | | | | | | | | | | | | | |
| -6 | 3210 | 17.8 | 11800 | 18.9 | 14430 | 18.6 | | | 2900 | 19.3 | | | 1307 | 19.1 | | | | | | | | | | | | | | | | |
| -7 | 3210 | 18.0 | 11800 | 19.1 | 14500 | 18.6 | | | 2900 | 19.3 | | | 1274 | 18.8 | | | | | | | | | | | | | | | | |
| -8 | 3220 | 18.4 | 11800 | 19.1 | 14880 | 18.6 | | | 2900 | 19.3 | | | 1250 | 18.6 | | | | | | | | | | | | | | | | |
| -9 | 3200 | 18.6 | 11800 | 19.2 | 14900 | 18.6 | | | 2900 | 19.3 | | | 1210 | 18.6 | | | | | | | | | | | | | | | | |
| -10 | 3210 | 18.7 | 11800 | 19.2 | 15030 | 18.6 | | | 2900 | 19.3 | | | 1191 | 18.6 | | | | | | | | | | | | | | | | |
| -11 | 3210 | 18.8 | 11800 | 19.2 | | | | | 2900 | 19.3 | | | 1181 | 18.6 | | | | | | | | | | | | | | | | |
| -12 | 3220 | 18.9 | 11900 | 19.3 | | | | | 2900 | 19.3 | | | 1158 | 18.6 | | | | | | | | | | | | | | | | |
| -13 | 3690 | 18.9 | 11900 | 19.2 | | | | | 2910 | 19.3 | | | 1148 | 18.6 | | | | | | | | | | | | | | | | |
| -14 | 3980 | 18.9 | 11900 | 19.2 | | | | | | | | | 1133 | 18.6 | | | | | | | | | | | | | | | | |
| -15 | 4280 | 18.9 | 12000 | 19.1 | | | | | | | | | 1116 | 18.6 | | | | | | | | | | | | | | | | |
| -16 | 4740 | 18.8 | 12000 | 19.1 | | | | | | | | | 1100 | 18.6 | | | | | | | | | | | | | | | | |
| -17 | 5160 | 18.7 | 12000 | 19.0 | | | | | | | | | 1093 | 18.6 | | | | | | | | | | | | | | | | |
| -18 | 5770 | 18.7 | 12100 | 18.9 | | | | | | | | | 1076 | 18.6 | | | | | | | | | | | | | | | | |
| -19 | 6450 | 18.6 | 12100 | 18.9 | | | | | | | | | 1072 | 18.6 | | | | | | | | | | | | | | | | |
| -20 | 7240 | 18.6 | 12200 | 18.9 | | | | | | | | | 1062 | 18.6 | | | | | | | | | | | | | | | | |
| -21 | 8000 | 18.6 | 12400 | 18.9 | | | | | | | | | 1060 | 18.6 | | | | | | | | | | | | | | | | |
| -22 | 8760 | 18.6 | 13400 | 18.7 | | | | | | | | | 1060 | 18.6 | | | | | | | | | | | | | | | | |
| -23 | 9600 | 18.6 | 14700 | 18.7 | | | | | | | | | 1056 | 18.6 | | | | | | | | | | | | | | | | |
| -24 | 10470 | 18.6 | 16900 | 18.6 | | | | | | | | | 1055 | 18.6 | | | | | | | | | | | | | | | | |
| -25 | 13270 | 18.6 | 17800 | 18.6 | | | | | | | | | 1055 | 18.6 | | | | | | | | | | | | | | | | |
| -26 | 16040 | 18.6 | 22600 | 18.6 | | | | | | | | | 1053 | 18.6 | | | | | | | | | | | | | | | | |
| -27 | 16120 | 18.6 | 26700 | 18.6 | | | | | | | | | 1053 | 18.6 | | | | | | | | | | | | | | | | |
| -28 | 16280 | 18.6 | 29100 | 18.6 | | | | | | | | | 1165 | 18.7 | | | | | | | | | | | | | | | | |
| -29 | 16620 | 18.6 | 29700 | 18.5 | | | | | | | | | 1186 | 18.7 | | | | | | | | | | | | | | | | |
| -30 | 21600 | 18.6 | 38100 | 18.5 | | | | | | | | | | | | | | | | | | | | | | | | | | |
| -31 | 25300 | 18.6 | 38300 | 18.5 | | | | | | | | | | | | | | | | | | | | | | | | | | |
| -32 | 27000 | 18.6 | 38800 | 18.4 | | | | | | | | | | | | | | | | | | | | | | | | | | |
| -33 | 30100 | 18.6 | 39200 | 18.4 | | | | | | | | | | | | | | | | | | | | | | | | | | |
| -34 | 35300 | 18.6 | 39700 | 18.4 | | | | | | | | | | | | | | | | | | | | | | | | | | |
| -35 | 39000 | 18.6 | 39900 | 18.4 | | | | | | | | | | | | | | | | | | | | | | | | | | |
| -36 | 39700 | 18.6 | 41300 | 18.4 | | | | | | | | | | | | | | | | | | | | | | | | | | |
| -37 | 42800 | 18.6 | 41600 | 18.4 | | | | | | | | | | | | | | | | | | | | | | | | | | |
| -38 | 43300 | 18.6 | 41700 | 18.4 | | | | | | | | | | | | | | | | | | | | | | | | | | |
| -39 | 43300 | 18.6 | 42300 | 18.4 | | | | | | | | | | | | | | | | | | | | | | | | | | |
| -40 | 43400 | 18.6 | 42900 | 18.4 | | | | | | | | | | | | | | | | | | | | | | | | | | |
| -41 | 43800 | 18.6 | 43200 | 18.4 | | | | | | | | | | | | | | | | | | | | | | | | | | |
| -42 | | | 43500 | 18.4 | | | | | | | | | | | | | | | | | | | | | | | | | | |
| -43 | | | 43500 | 18.4 | | | | | | | | | | | | | | | | | | | | | | | | | | |
| -44 | | | 43500 | 18.4 | | | | | | | | | | | | | | | | | | | | | | | | | | |
| -45 | | | 43800 | 18.4 | | | | | | | | | | | | | | | | | | | | | | | | | | |
| -46 | | | 43800 | 18.4 | | | | | | | | | | | | | | | | | | | | | | | | | | |
| -47 | | | 43800 | 18.4 | | | | | | | | | | | | | | | | | | | | | | | | | | |
| -48 | | | 43700 | 18.5 | | | | | | | | | | | | | | | | | | | | | | | | | | |
| -49 | | | | | | | | | | | | | | | | | | | | | | | | | | | | | | |
| -50 | | | | | | | | | | | | | | | | | | | | | | | | | | | | | | |

## Registros efectuados de conductividad eléctrica y temperatura del agua subterránea en Julio de 1994

| 24.07.94 | Cond | T | Cond | T | Cond | T | Cond | T | Cond | T | Cond | T | Cond | T | Cond | T | Cond | T | Cond | T | Cond | T | Cond | T | Cond | T | Cond | T | Cond | T |
|---|---|---|---|---|---|---|---|---|---|---|---|---|---|---|---|---|---|---|---|---|---|---|---|---|---|---|---|---|---|---|
| Cota (m) | S-6 | S-6 | S-7 | S-7 | S-8 | S-8 | S-9 | S-9 | S-10BIS | S-10BIS | S-15 | S-15 | S-16 | S-16 | S-16BIS | S-16BIS | S-18BIS | S-18BIS | S-21 | S-21 | S-23BIS | S-23BIS | S-151BI | S-151BI | S-152 | S-152 | S-153 | S-153 | IGME 1 | IGME 1 |
| 7 | | | | | | | | | | | | | | | | | | | | | | | | | | | | | | |
| 6 | | | | | | | | | | | | | | | | | | | | | | | | | | | | | | |
| 5 | | | | | | | | | | | | | | | | | | | | | | | | | | | | | | |
| 4 | | | | | | | | | | | | | | | | | | | | | | | | | | | | | | |
| 3 | | | | | | | | | | | | | | | | | | | | | | | | | | | | | | |
| 2 | | | | | | | | | | | | | | | | | | | | | | | | | | | | | | |
| 1 | | | | | | | | | | | | | | | | | | | | | | | | | | | | | | |
| 0 | | | | | | | | | | | | | | | 2580 | 25.9 | | | 2580 | 25.0 | | | | | | | | | | |
| -1 | | | 4360 | 22.6 | | | 2690 | 21.4 | 3120 | 21.6 | 3240 | 21.5 | | | 3480 | 22.6 | | | 2580 | 21.8 | 2170 | 22.7 | | | 7280 | 19.6 | | | | |
| -2 | 1320 | 20.3 | 4350 | 20.1 | | | 2740 | 20.7 | 3140 | 20.8 | 3340 | 20.4 | | | 3530 | 20.4 | | | 2600 | 20.7 | 2170 | 21.4 | | | 8350 | 18.6 | 807 | 19.2 | | |
| -3 | 1841 | 19.7 | 4690 | 19.9 | | | 2730 | 20.6 | 3140 | 20.6 | 3430 | 20.0 | | | 3520 | 19.4 | | | 2620 | 20.1 | 2220 | 20.2 | | | 9800 | 18.3 | 799 | 18.2 | 8460 | 19.6 |
| -4 | 2120 | 19.7 | 5060 | 19.9 | | | 2720 | 20.5 | 3140 | 20.2 | 3430 | 19.6 | | | 3530 | 18.9 | | | 2580 | 19.6 | 2270 | 19.9 | | | 10260 | 18.2 | 796 | 17.8 | 8460 | 18.8 |
| -5 | 2150 | 19.6 | 4750 | 19.8 | | | 2660 | 20.3 | 3140 | 19.7 | 3430 | 19.3 | | | | | | | 2490 | 19.6 | 2410 | 19.6 | | | 11400 | 18.0 | 799 | 17.7 | 8480 | 18.7 |
| -6 | 2130 | 19.6 | 4260 | 19.6 | | | 2670 | 20.3 | 3150 | 19.2 | 3440 | 19.1 | | | | | | | 2450 | 19.5 | 2460 | 19.6 | | | 11900 | 18.0 | 799 | 17.9 | 8480 | 18.7 |
| -7 | 2080 | 19.5 | 4210 | 19.6 | | | 2730 | 20.2 | 3150 | 19.0 | 3440 | 19.1 | | | | | | | 2430 | 19.6 | 2430 | 19.6 | | | 11970 | 18.0 | 797 | 18.0 | 8460 | 18.9 |
| -8 | 2030 | 19.5 | 4280 | 19.6 | | | 2780 | 20.2 | | | 3440 | 19.1 | | | | | | | 2450 | 19.6 | 2400 | 19.6 | | | 13700 | 18.0 | 798 | 18.2 | 8480 | 18.9 |
| -9 | 1920 | 19.5 | 4370 | 19.6 | | | 2780 | 20.1 | | | 3450 | 19.1 | | | | | | | 2460 | 19.6 | 2400 | 19.7 | | | 13950 | 18.0 | 798 | 18.4 | 8480 | 19.1 |
| -10 | 1770 | 19.5 | 4450 | 19.6 | | | 2770 | 20.1 | | | 3450 | 19.1 | | | | | | | 2460 | 19.6 | 2410 | 19.7 | | | 13600 | 18.0 | 797 | 18.6 | 8480 | 19.2 |
| -11 | 1770 | 19.5 | 4530 | 19.6 | | | 2740 | 20.1 | | | 3440 | 19.1 | | | | | | | 2460 | 19.6 | 2420 | 19.8 | | | 13220 | 18.0 | 798 | 18.6 | 8470 | 19.2 |
| -12 | 1730 | 19.5 | 4580 | 19.6 | | | 2760 | 20.1 | | | 3450 | 19.1 | | | | | | | 2460 | 19.7 | 2420 | 19.8 | | | 13050 | 18.0 | 800 | 18.6 | 8470 | 19.3 |
| -13 | 1520 | 19.5 | 4670 | 19.6 | | | 2760 | 20.0 | | | 3450 | 19.2 | | | | | | | 2460 | 19.7 | 2410 | 19.7 | | | 12490 | 18.2 | 799 | 18.7 | 8470 | 19.3 |
| -14 | 1520 | 19.5 | 4730 | 19.6 | | | 2650 | 19.9 | | | 3450 | 19.2 | | | | | | | 2460 | 19.7 | 2410 | 19.7 | | | 12750 | 18.1 | 799 | 18.7 | 8610 | 19.3 |
| -15 | 1600 | 19.5 | 4760 | 19.6 | | | 2620 | 19.9 | | | 3450 | 19.2 | | | | | | | 2460 | 19.7 | 2410 | 19.6 | | | 13050 | 18.1 | 799 | 18.7 | 8710 | 19.2 |
| -16 | 1590 | 19.5 | 4760 | 19.6 | | | 2650 | 19.9 | | | 3450 | 19.2 | | | | | | | 2460 | 19.7 | 2410 | 19.6 | | | 13300 | 18.0 | 795 | 18.7 | 8880 | 19.2 |
| -17 | 1600 | 19.5 | | | | | 2690 | 19.9 | | | 3450 | 19.2 | | | | | | | 2460 | 19.6 | 2410 | 19.6 | | | 13390 | 18.0 | 795 | 18.7 | 9080 | 19.1 |
| -18 | 1600 | 19.5 | | | | | 2710 | 19.9 | | | 3460 | 19.2 | | | | | | | 2470 | 19.6 | 2410 | 19.6 | | | 13360 | 18.1 | 795 | 18.7 | 9220 | 19.1 |
| -19 | 1600 | 19.5 | | | | | 2730 | 19.9 | | | 3460 | 19.2 | | | | | | | 2470 | 19.6 | 2400 | 19.5 | | | 13780 | 18.1 | 794 | 18.7 | 9490 | 19.0 |
| -20 | 1700 | 19.5 | | | | | 2740 | 19.9 | | | 3460 | 19.1 | | | | | | | | | 2410 | 19.4 | | | 14020 | 18.1 | 794 | 18.6 | 9740 | 18.9 |
| -21 | 1760 | 19.5 | | | | | 2740 | 19.9 | | | | | | | | | | | | | 2410 | 19.4 | | | 13710 | 18.1 | 10980 | 18.6 | 10100 | 18.9 |
| -22 | 1710 | 19.5 | | | | | 2740 | 19.9 | | | | | | | | | | | | | 2560 | 19.4 | | | 14050 | 18.2 | 16410 | 18.6 | 10510 | 18.9 |
| -23 | 1770 | 19.5 | | | | | 2730 | 19.9 | | | | | | | | | | | | | | | | | 14340 | 18.2 | 16510 | 18.6 | 10920 | 18.8 |
| -24 | 1730 | 19.5 | | | | | 2710 | 19.9 | | | | | | | | | | | | | | | | | 14520 | 18.2 | 16510 | 18.6 | 11400 | 18.8 |
| -25 | 1680 | 19.5 | | | | | 2690 | 19.9 | | | | | | | | | | | | | | | | | 14610 | 18.2 | 16510 | 18.6 | 12160 | 18.7 |
| -26 | 1700 | 19.5 | | | | | 2680 | 19.9 | | | | | | | | | | | | | | | | | 14770 | 18.2 | 16510 | 18.6 | 12680 | 18.7 |
| -27 | 10740 | 19.4 | | | | | 2740 | 19.9 | | | | | | | | | | | | | | | | | 14670 | 18.2 | 16510 | 18.6 | 13600 | 18.7 |
| -28 | 12110 | 19.4 | | | | | 2750 | 19.9 | | | | | | | | | | | | | | | | | 14590 | 18.2 | 16510 | 18.6 | 35400 | 18.7 |
| -29 | 15000 | 19.4 | | | | | 2750 | 19.7 | | | | | | | | | | | | | | | | | 14510 | 18.2 | 16510 | 18.6 | 35700 | 18.6 |
| -30 | 30900 | 19.4 | | | | | 2760 | 19.7 | | | | | | | | | | | | | | | | | 14480 | 18.2 | 16510 | 18.6 | 35700 | 18.6 |
| -31 | 36900 | 19.4 | | | | | 2760 | 19.1 | | | | | | | | | | | | | | | | | 14460 | 18.2 | 16510 | 18.6 | 35700 | 18.6 |
| -32 | 37400 | 19.4 | | | | | 2740 | 19.1 | | | | | | | | | | | | | | | | | 14460 | 18.2 | 16510 | 18.6 | 35700 | 18.6 |
| -33 | 37400 | 19.4 | | | | | 2750 | 19.0 | | | | | | | | | | | | | | | | | 14480 | 18.2 | 16510 | 18.6 | 35700 | 18.6 |
| -34 | 37500 | 19.4 | | | | | 2760 | 19.0 | | | | | | | | | | | | | | | | | 14500 | 18.2 | 16510 | 18.6 | 35700 | 18.6 |
| -35 | 37500 | 19.4 | | | | | 2750 | 19.0 | | | | | | | | | | | | | | | | | 14510 | 18.2 | 16510 | 18.6 | 35700 | 18.6 |
| -36 | 37500 | 19.4 | | | | | | | | | | | | | | | | | | | | | | | 14540 | 18.2 | 16510 | 18.6 | 35700 | 18.6 |
| -37 | | | | | | | | | | | | | | | | | | | | | | | | | 14560 | 18.2 | 16280 | 18.6 | 35700 | 18.6 |
| -38 | | | | | | | | | | | | | | | | | | | | | | | | | 14570 | 18.3 | 16280 | 18.6 | 35700 | 18.6 |
| -39 | | | | | | | | | | | | | | | | | | | | | | | | | 14810 | 18.3 | 16410 | 18.6 | 35700 | 18.6 |
| -40 | | | | | | | | | | | | | | | | | | | | | | | | | 15280 | 18.3 | 24200 | 18.6 | 35700 | 18.6 |
| -41 | | | | | | | | | | | | | | | | | | | | | | | | | 15090 | 18.3 | 23700 | 18.6 | 35800 | 18.7 |
| -42 | | | | | | | | | | | | | | | | | | | | | | | | | 15140 | 18.4 | 23700 | 18.6 | 36000 | 18.7 |
| -43 | | | | | | | | | | | | | | | | | | | | | | | | | 15140 | 18.4 | 23300 | 18.6 | | |
| -44 | | | | | | | | | | | | | | | | | | | | | | | | | 14760 | 18.5 | 24500 | 18.6 | | |
| -45 | | | | | | | | | | | | | | | | | | | | | | | | | | | 26700 | 18.6 | | |
| -46 | | | | | | | | | | | | | | | | | | | | | | | | | | | 27100 | 18.6 | | |
| -47 | | | | | | | | | | | | | | | | | | | | | | | | | | | | | | |
| -48 | | | | | | | | | | | | | | | | | | | | | | | | | | | | | | |
| -49 | | | | | | | | | | | | | | | | | | | | | | | | | | | | | | |
| -50 | | | | | | | | | | | | | | | | | | | | | | | | | | | | | | |

## Registros efectuados de conductividad eléctrica y temperatura del agua subterránea en Julio de 1994

| | Cond | T | Cond | T | Cond | T | Cond | T | Cond | T | Cond | T | Cond | T | Cond | T | Cond | T | Cond | T | Cond | T | Cond | T | Cond | T | Cond | T | Cond | T |
|---|---|---|---|---|---|---|---|---|---|---|---|---|---|---|---|---|---|---|---|---|---|---|---|---|---|---|---|---|---|---|
| Cota (m | IGME 2 | IGME 2 | IGME 3 | IGME 3 | P1-3 | P1-3 | P1-5 | P1-5 | P1-6 | P1-6 | P2-1 | P2-1 | H6-12 | H6-12 | H6-14 | H6-14 | H6-16(P | H6-16(P) | H6-N16-3 | H6-N16- | H6-17-1 | H6-17-1 | H6-18-1 | H6-18-1 | H6-19-1 | H6-19-1 | SAICA- | SAICA- | SAICA- | SAICA- |
| 7 | | | | | | | | | | | | | | | | | | | | | | | | | | | | | | |
| 6 | | | | | | | | | | | | | | | | | | | | | | | | | | | | | | |
| 5 | | | | | | | | | | | | | | | | | | | | | | | | | | | | | | |
| 4 | | | | | | | | | | | | | | | | | | | | | | | | | | | | | | |
| 3 | | | | | | | | | | | | | | | | | | | | | | | | | | | | | | |
| 2 | | | | | | | | | | | | | | | | | | | | | | | | | | | | | | |
| 1 | | | | | | | | | | | | | | | | | | | | | | | | | | | | | | |
| 0 | | | | | | | | | | | 1151 | 19.4 | | | | | | | | | | | | | | | | | | |
| -1 | | | | | | | | | | | 1149 | 19.1 | | | | | | | | | | | | | | | | | | |
| -2 | 3200 | 19.7 | | | 10450 | 18.8 | | | 2780 | 20.2 | 1147 | 19.1 | 1474 | 19.5 | | | | | | | | | | | | | | | | |
| -3 | 3200 | 18.6 | 11690 | 19.2 | 14450 | 18.5 | | | 2770 | 19.6 | 1152 | 19.2 | 1466 | 19.7 | | | | | | | | | | | | | | | | |
| -4 | 3230 | 17.7 | 11750 | 19.1 | 14450 | 18.4 | | | 2770 | 19.5 | 1151 | 19.3 | 1475 | 19.7 | | | | | | | | | | | | | | | | |
| -5 | 3230 | 17.7 | 11770 | 19.0 | 14680 | 18.5 | | | 2760 | 19.5 | 1151 | 19.4 | 1473 | 19.2 | | | | | | | | | | | | | | | | |
| -6 | 3230 | 17.8 | 11780 | 19.0 | 14650 | 18.5 | | | 2760 | 19.5 | | | 1473 | 19.2 | | | | | | | | | | | | | | | | |
| -7 | 3230 | 18.0 | 11760 | 19.1 | 16040 | 18.6 | | | 2760 | 19.5 | | | 1473 | 19.2 | | | | | | | | | | | | | | | | |
| -8 | 3230 | 18.2 | 11740 | 19.2 | 16040 | 18.6 | | | 2760 | 19.5 | | | 1471 | 19.1 | | | | | | | | | | | | | | | | |
| -9 | 3230 | 18.5 | 11750 | 19.2 | 16080 | 18.6 | | | 2760 | 19.5 | | | 1466 | 19.2 | | | | | | | | | | | | | | | | |
| -10 | 3230 | 18.6 | 11750 | 19.2 | 16180 | 18.6 | | | 2760 | 19.5 | | | 1469 | 19.1 | | | | | | | | | | | | | | | | |
| -11 | 3230 | 18.7 | 11750 | 19.2 | | | | | 2760 | 19.5 | | | 1466 | 19.1 | | | | | | | | | | | | | | | | |
| -12 | 3230 | 18.8 | 11780 | 19.2 | | | | | 2760 | 19.5 | | | 1469 | 19.0 | | | | | | | | | | | | | | | | |
| -13 | 3390 | 18.9 | 11790 | 19.2 | | | | | 2760 | 19.5 | | | 1469 | 19.0 | | | | | | | | | | | | | | | | |
| -14 | 3670 | 18.9 | 11840 | 19.2 | | | | | 2760 | 19.5 | | | 1458 | 19.0 | | | | | | | | | | | | | | | | |
| -15 | 3920 | 18.9 | 11900 | 19.1 | | | | | | | | | 1445 | 18.9 | | | | | | | | | | | | | | | | |
| -16 | 4290 | 18.8 | 11930 | 19.1 | | | | | | | | | 1445 | 18.9 | | | | | | | | | | | | | | | | |
| -17 | 4680 | 18.7 | 11950 | 19.0 | | | | | | | | | 1447 | 18.9 | | | | | | | | | | | | | | | | |
| -18 | 5120 | 18.7 | 11990 | 19.0 | | | | | | | | | 1446 | 18.9 | | | | | | | | | | | | | | | | |
| -19 | 5700 | 18.6 | 12050 | 18.9 | | | | | | | | | 1444 | 18.9 | | | | | | | | | | | | | | | | |
| -20 | 6320 | 18.6 | 12130 | 18.9 | | | | | | | | | 1444 | 18.9 | | | | | | | | | | | | | | | | |
| -21 | 7020 | 18.6 | 12250 | 18.9 | | | | | | | | | 1439 | 18.9 | | | | | | | | | | | | | | | | |
| -22 | 7800 | 18.6 | 12250 | 18.9 | | | | | | | | | 1437 | 18.9 | | | | | | | | | | | | | | | | |
| -23 | 8600 | 18.6 | 12250 | 18.8 | | | | | | | | | 1437 | 18.9 | | | | | | | | | | | | | | | | |
| -24 | 9740 | 18.6 | 13690 | 18.7 | | | | | | | | | 1436 | 18.9 | | | | | | | | | | | | | | | | |
| -25 | 11720 | 18.6 | 14740 | 18.7 | | | | | | | | | 1432 | 18.9 | | | | | | | | | | | | | | | | |
| -26 | 16090 | 18.6 | 17690 | 18.6 | | | | | | | | | 1429 | 18.9 | | | | | | | | | | | | | | | | |
| -27 | 17270 | 18.6 | 22200 | 18.6 | | | | | | | | | 1429 | 18.9 | | | | | | | | | | | | | | | | |
| -28 | 17270 | 18.6 | 26700 | 18.5 | | | | | | | | | | | | | | | | | | | | | | | | | | |
| -29 | 17390 | 18.6 | 28900 | 18.4 | | | | | | | | | | | | | | | | | | | | | | | | | | |
| -30 | 22000 | 18.6 | 42300 | 18.4 | | | | | | | | | | | | | | | | | | | | | | | | | | |
| -31 | 25700 | 18.6 | 42300 | 18.4 | | | | | | | | | | | | | | | | | | | | | | | | | | |
| -32 | 27300 | 18.6 | 42300 | 18.4 | | | | | | | | | | | | | | | | | | | | | | | | | | |
| -33 | 31200 | 18.6 | 42300 | 18.4 | | | | | | | | | | | | | | | | | | | | | | | | | | |
| -34 | 38600 | 18.6 | 42400 | 18.4 | | | | | | | | | | | | | | | | | | | | | | | | | | |
| -35 | 43400 | 18.6 | 42800 | 18.4 | | | | | | | | | | | | | | | | | | | | | | | | | | |
| -36 | 43400 | 18.6 | 43000 | 18.4 | | | | | | | | | | | | | | | | | | | | | | | | | | |
| -37 | 43400 | 18.6 | 43000 | 18.4 | | | | | | | | | | | | | | | | | | | | | | | | | | |
| -38 | 43400 | 18.6 | 43000 | 18.4 | | | | | | | | | | | | | | | | | | | | | | | | | | |
| -39 | 43600 | 18.6 | 43400 | 18.4 | | | | | | | | | | | | | | | | | | | | | | | | | | |
| -40 | 43800 | 18.6 | 43400 | 18.4 | | | | | | | | | | | | | | | | | | | | | | | | | | |
| -41 | 43800 | 18.6 | 43500 | 18.4 | | | | | | | | | | | | | | | | | | | | | | | | | | |
| -42 | | | 43500 | 18.4 | | | | | | | | | | | | | | | | | | | | | | | | | | |
| -43 | | | 43500 | 18.4 | | | | | | | | | | | | | | | | | | | | | | | | | | |
| -44 | | | 43500 | 18.4 | | | | | | | | | | | | | | | | | | | | | | | | | | |
| -45 | | | 43500 | 18.4 | | | | | | | | | | | | | | | | | | | | | | | | | | |
| -46 | | | 43400 | 18.4 | | | | | | | | | | | | | | | | | | | | | | | | | | |
| -47 | | | 43100 | 18.5 | | | | | | | | | | | | | | | | | | | | | | | | | | |
| -48 | | | 43100 | 18.5 | | | | | | | | | | | | | | | | | | | | | | | | | | |
| -49 | | | | | | | | | | | | | | | | | | | | | | | | | | | | | | |
| -50 | | | | | | | | | | | | | | | | | | | | | | | | | | | | | | |

## Registros efectuados de conductividad eléctrica y temperatura del agua subterránea en Agosto de 1994

| 28.08.94 | Cond | T | Cond | T | Cond | T | Cond | T | Cond | T | Cond | T | Cond | T | Cond | T | Cond | T | Cond | T | Cond | T | Cond | T | Cond | T | Cond | T |
|---|---|---|---|---|---|---|---|---|---|---|---|---|---|---|---|---|---|---|---|---|---|---|---|---|---|---|---|---|
| Cota (m) | S-6 | S-6 | S-7 | S-7 | S-8 | S-8 | S-9 | S-9 | S-10BIS | S-10BIS | S-15 | S-15 | S-16 | S-16 | S-16BIS | S-16BIS | S-18BIS | S-18BIS | S-21 | S-21 | S-23BIS | S-23BIS | S-151BI | S-151BI | S-152 | S-152 | S-153 | S-153 | IGME 1 | IGME 1 |
| 7 | | | | | | | | | | | | | | | | | | | | | | | | | | | | | | |
| 6 | | | | | | | | | | | | | | | | | | | | | | | | | | | | | | |
| 5 | | | | | | | | | | | | | | | | | | | | | | | | | | | | | | |
| 4 | | | | | | | | | | | | | | | | | | | | | | | | | | | | | | |
| 3 | | | | | | | | | | | | | | | | | | | | | | | | | | | | | | |
| 2 | | | | | | | | | | | | | | | | | | | | | | | | | | | | | | |
| 1 | | | | | | | | | | | | | | | | | | | | | | | | | | | | | | |
| 0 | | | | | | | | | | | | | | | 3300 | 25.1 | | | 2670 | 25.9 | | | | | | | | | | |
| -1 | | | | | 3170 | 22.2 | 2570 | 22.6 | 3420 | 23.1 | 3520 | 23.1 | | | 3870 | 24.1 | | | 2690 | 23.3 | 2470 | 25.1 | | | 17940 | 20.9 | | | | |
| -2 | | | 3760 | 20.7 | 3170 | 22.2 | 2570 | 22.1 | 3440 | 21.8 | 3670 | 21.9 | | | 4000 | 22.2 | | | 2590 | 22.3 | 2510 | 23.3 | | | 18840 | 19.9 | 821 | 21.2 | 8500 | 22.2 |
| -3 | | | 1980 | 20.5 | 3100 | 22.2 | 2810 | 21.9 | 3430 | 21.6 | 3670 | 21.5 | | | 4030 | 20.6 | | | 2680 | 21.0 | 2540 | 21.6 | | | 20000 | 19.5 | 816 | 20.5 | 8500 | 21.1 |
| -4 | | | 1900 | 19.6 | 3090 | 22.0 | 2760 | 21.6 | 3440 | 21.3 | 3690 | 20.9 | | | 4040 | 19.6 | | | 2620 | 20.6 | 2650 | 20.6 | | | 20600 | 19.2 | 820 | 20.2 | 8500 | 19.8 |
| -5 | | | 2040 | 19.6 | 3060 | 21.8 | 2710 | 21.4 | 3440 | 21.1 | 3690 | 20.4 | | | | | | | 2540 | 20.2 | 2680 | 20.0 | | | 20900 | 19.1 | 815 | 18.9 | 8500 | 19.2 |
| -6 | | | 2200 | 19.6 | 2970 | 21.6 | 2730 | 21.4 | 3440 | 20.9 | 3690 | 20.0 | | | | | | | 2480 | 20.1 | 2710 | 19.7 | | | 21200 | 19.1 | 813 | 18.4 | 8600 | 19.0 |
| -7 | | | 2350 | 19.7 | 2920 | 21.4 | 2840 | 21.2 | 3440 | 20.1 | 3690 | 19.7 | | | | | | | 2480 | 19.9 | 2700 | 19.7 | | | 21400 | 19.0 | 814 | 18.2 | 8600 | 19.0 |
| -8 | | | 2420 | 19.8 | 2870 | 21.3 | 3030 | 21.1 | | | 3690 | 19.6 | | | | | | | 2480 | 19.9 | 2700 | 19.7 | | | 21900 | 19.0 | 814 | 18.2 | 8600 | 19.0 |
| -9 | | | 2460 | 19.8 | 2840 | 21.9 | 3160 | 21.0 | | | 3690 | 19.4 | | | | | | | 2490 | 19.9 | 2730 | 19.7 | | | 21900 | 19.0 | 810 | 18.4 | 8500 | 19.1 |
| -10 | | | 2480 | 19.9 | 2820 | 21.2 | 3030 | 21.0 | | | 3690 | 19.4 | | | | | | | 2500 | 19.9 | 2730 | 19.7 | | | 22100 | 19.0 | 811 | 18.5 | 8600 | 19.1 |
| -11 | | | 2510 | 19.9 | 2810 | 21.2 | 3000 | 21.0 | | | 3690 | 19.3 | | | | | | | 2500 | 19.9 | 2730 | 19.7 | | | 22200 | 19.0 | 810 | 18.6 | 8600 | 19.2 |
| -12 | | | 2500 | 19.9 | 2790 | 21.2 | 3050 | 20.9 | | | 3690 | 19.3 | | | | | | | 2490 | 19.9 | 2720 | 19.7 | | | 22200 | 19.0 | 812 | 18.6 | 8600 | 19.2 |
| -13 | | | 2510 | 19.9 | 2800 | 21.1 | 3060 | 21.0 | | | 3680 | 19.2 | | | | | | | 2490 | 19.9 | 2720 | 19.7 | | | 22200 | 19.0 | 810 | 18.7 | 8600 | 19.2 |
| -14 | | | 2520 | 19.9 | 2820 | 21.1 | 3010 | 20.6 | | | 3680 | 19.2 | | | | | | | 2490 | 19.9 | 2720 | 19.7 | | | 22200 | 19.0 | 814 | 18.7 | 8800 | 19.3 |
| -15 | | | 2540 | 19.9 | 2830 | 21.1 | 3030 | 20.6 | | | 3680 | 19.2 | | | | | | | 2490 | 19.8 | 2720 | 19.7 | | | 21900 | 19.0 | 810 | 18.7 | 8900 | 19.2 |
| -16 | | | 2590 | 19.9 | 2840 | 21.1 | 2920 | 20.7 | | | 3680 | 19.2 | | | | | | | 2500 | 19.8 | 2710 | 19.6 | | | 21800 | 19.0 | 810 | 18.7 | 9100 | 19.2 |
| -17 | | | | | 2850 | 21.0 | 3030 | 20.9 | | | 3680 | 19.2 | | | | | | | 2500 | 19.7 | 2710 | 19.6 | | | 21800 | 19.0 | 810 | 18.7 | 9300 | 19.1 |
| -18 | | | | | 2870 | 21.0 | 3050 | 20.9 | | | 3680 | 19.2 | | | | | | | 2500 | 19.7 | 2710 | 19.6 | | | 21800 | 19.1 | 810 | 18.7 | 9500 | 19.0 |
| -19 | | | | | 2880 | 21.0 | 3050 | 20.9 | | | 3680 | 19.2 | | | | | | | 2500 | 19.6 | 2710 | 19.5 | | | 21700 | 19.1 | 810 | 18.6 | 9800 | 18.9 |
| -20 | | | | | 2890 | 20.9 | 3050 | 20.9 | | | 3680 | 19.2 | | | | | | | | | 2710 | 19.4 | | | 21700 | 19.1 | 812 | 18.6 | 10100 | 18.9 |
| -21 | | | | | 2890 | 20.9 | 3050 | 20.9 | | | | | | | | | | | | | 2710 | 19.4 | | | 21700 | 18.9 | 817 | 18.6 | 10500 | 18.9 |
| -22 | | | | | 2890 | 20.9 | 3050 | 20.9 | | | | | | | | | | | | | 2690 | 19.4 | | | 21800 | 18.9 | 816 | 18.6 | 10900 | 18.9 |
| -23 | | | | | 2910 | 20.9 | 3040 | 20.9 | | | | | | | | | | | | | | | | | 21800 | 18.9 | 821 | 18.6 | 11400 | 18.9 |
| -24 | | | | | 2910 | 20.9 | 3040 | 20.9 | | | | | | | | | | | | | | | | | 21700 | 18.9 | 8780 | 18.6 | 12100 | 18.8 |
| -25 | | | | | 2910 | 20.9 | 3070 | 20.7 | | | | | | | | | | | | | | | | | 21600 | 18.9 | 16280 | 18.6 | 13500 | 18.7 |
| -26 | | | | | 2910 | 20.9 | 3020 | 20.7 | | | | | | | | | | | | | | | | | 21500 | 18.9 | 16410 | 18.6 | 15000 | 18.7 |
| -27 | | | | | 2930 | 20.8 | 3050 | 20.7 | | | | | | | | | | | | | | | | | 21400 | 18.9 | 16400 | 18.6 | 15200 | 18.7 |
| -28 | | | | | 2920 | 20.7 | 3060 | 20.6 | | | | | | | | | | | | | | | | | 21400 | 18.9 | 16400 | 18.6 | 15500 | 18.7 |
| -29 | | | | | 2910 | 20.6 | 3230 | 20.1 | | | | | | | | | | | | | | | | | 21400 | 18.9 | 16400 | 18.6 | 34600 | 18.7 |
| -30 | | | | | 2900 | 20.5 | 3240 | 19.8 | | | | | | | | | | | | | | | | | 21400 | 18.9 | 16400 | 18.6 | 36100 | 18.7 |
| -31 | | | | | 2900 | 20.2 | 3230 | 19.2 | | | | | | | | | | | | | | | | | 21400 | 18.9 | 16400 | 18.6 | 36100 | 18.6 |
| -32 | | | | | | | 3200 | 19.2 | | | | | | | | | | | | | | | | | 21400 | 18.9 | 16400 | 18.6 | 36100 | 18.6 |
| -33 | | | | | | | 3230 | 19.1 | | | | | | | | | | | | | | | | | 21400 | 18.9 | 16400 | 18.6 | 36100 | 18.6 |
| -34 | | | | | | | 3230 | 19.1 | | | | | | | | | | | | | | | | | 21400 | 18.9 | 16400 | 18.6 | 36200 | 18.6 |
| -35 | | | | | | | 3230 | 19.0 | | | | | | | | | | | | | | | | | 21400 | 18.9 | 16270 | 18.6 | 36100 | 18.6 |
| -36 | | | | | | | | | | | | | | | | | | | | | | | | | 21400 | 18.9 | 16330 | 18.6 | 36000 | 18.6 |
| -37 | | | | | | | | | | | | | | | | | | | | | | | | | 21400 | 18.9 | 16330 | 18.6 | 36100 | 18.6 |
| -38 | | | | | | | | | | | | | | | | | | | | | | | | | 21400 | 18.9 | 16820 | 18.6 | 36100 | 18.6 |
| -39 | | | | | | | | | | | | | | | | | | | | | | | | | 21400 | 18.9 | 16930 | 18.6 | 36200 | 18.6 |
| -40 | | | | | | | | | | | | | | | | | | | | | | | | | 21400 | 18.9 | 17480 | 18.6 | 36400 | 18.6 |
| -41 | | | | | | | | | | | | | | | | | | | | | | | | | 21400 | 18.8 | 19190 | 18.6 | 36600 | 18.6 |
| -42 | | | | | | | | | | | | | | | | | | | | | | | | | 21400 | 18.8 | 19130 | 18.6 | 35900 | 18.6 |
| -43 | | | | | | | | | | | | | | | | | | | | | | | | | 21400 | 18.8 | 19190 | 18.6 | | |
| -44 | | | | | | | | | | | | | | | | | | | | | | | | | | | 19170 | 18.6 | | |
| -45 | | | | | | | | | | | | | | | | | | | | | | | | | | | 17790 | 18.6 | | |
| -46 | | | | | | | | | | | | | | | | | | | | | | | | | | | | | | |
| -47 | | | | | | | | | | | | | | | | | | | | | | | | | | | | | | |
| -48 | | | | | | | | | | | | | | | | | | | | | | | | | | | | | | |
| -49 | | | | | | | | | | | | | | | | | | | | | | | | | | | | | | |
| -50 | | | | | | | | | | | | | | | | | | | | | | | | | | | | | | |

## Registros efectuados de conductividad eléctrica y temperatura del agua subterránea en Agosto de 1994

| | Cond | T | Cond | T | Cond | T | Cond | T | Cond | T | Cond | T | Cond | T | Cond | T | Cond | T | Cond | T | Cond | T | Cond | T | Cond | T | Cond | T | Cond | T |
|---|---|---|---|---|---|---|---|---|---|---|---|---|---|---|---|---|---|---|---|---|---|---|---|---|---|---|---|---|---|---|
| Cota (m | IGME 2 | IGME 2 | IGME 3 | IGME 3 | P1-3 | P1-3 | P1-5 | P1-5 | P1-6 | P1-6 | P2-1 | P2-1 | H6-12 | H6-12 | H6-14 | H6-14 | H6-16(P | H6-16(P) | H6-N16-3 | H6-N16- | H6-17-1 | H6-17-1 | H6-18-1 | H6-18-1 | H6-19-1 | H6-19-1 | SAICA- | SAICA- | SAICA- | SAICA- |
| 7 | | | | | | | | | | | | | | | | | | | | | | | | | | | | | | |
| 6 | | | | | | | | | | | | | | | | | | | | | | | | | | | | | | |
| 5 | | | | | | | | | | | | | | | | | | | | | | | | | | | | | | |
| 4 | | | | | | | | | | | | | | | | | | | | | | | | | | | | | | |
| 3 | | | | | | | | | | | | | | | | | | | | | | | | | | | | | | |
| 2 | | | | | | | | | | | | | | | | | | | | | | | | | | | | | | |
| 1 | | | | | | | | | | | | | | | | | | | | | | | | | | | | | | |
| 0 | | | | | | | | | | | 1177 | 19.3 | | | | | | | | | | | | | | | | | | |
| -1 | | | | | | | | | | | 1165 | 19.2 | | | | | | | | | | | | | | | | | | |
| -2 | 3250 | 20.4 | 11690 | 20.3 | 15140 | 20.6 | | | 2550 | 20.6 | 1164 | 19.2 | 1484 | 19.4 | | | | | | | | | | | | | | | | |
| -3 | 3260 | 19.0 | 11740 | 20.4 | 16180 | 18.8 | | | 2540 | 19.9 | 1164 | 19.3 | 1493 | 18.9 | | | | | | | | | | | | | | | | |
| -4 | 3270 | 18.3 | 11730 | 20.4 | 16060 | 18.7 | | | 2520 | 19.7 | 1164 | 19.4 | 1494 | 18.9 | | | 5910 | 20.1 | | | | | | | | | | | | |
| -5 | 3280 | 18.2 | 11760 | 19.9 | 15850 | 18.6 | | | 2520 | 19.7 | 1164 | 19.4 | 1493 | 18.9 | | | 10590 | 19.4 | | | | | | | | | | | | |
| -6 | 3270 | 18.3 | 11790 | 19.3 | 15900 | 18.6 | | | 2520 | 19.7 | | | 1493 | 18.9 | | | 12290 | 19.2 | | | | | | | | | | | | |
| -7 | 3270 | 18.4 | 11760 | 19.2 | 15970 | 18.6 | | | 2520 | 19.7 | | | 1492 | 18.8 | | | | | | | | | | | | | | | | |
| -8 | 3270 | 18.5 | 11780 | 19.2 | 16030 | 18.6 | | | 2520 | 19.6 | | | 1492 | 18.8 | | | | | | | | | | | | | | | | |
| -9 | 3270 | 18.6 | 11780 | 19.2 | 16030 | 18.6 | | | 2520 | 19.6 | | | 1492 | 18.8 | | | | | | | | | | | | | | | | |
| -10 | 3260 | 18.6 | 11780 | 19.2 | 16030 | 18.6 | | | 2520 | 19.6 | | | 1492 | 18.8 | | | | | | | | | | | | | | | | |
| -11 | 3270 | 18.7 | 11790 | 19.2 | | | | | 2520 | 19.6 | | | 1492 | 18.8 | | | | | | | | | | | | | | | | |
| -12 | 3400 | 18.9 | 11810 | 19.2 | | | | | 2520 | 19.6 | | | 1495 | 18.8 | | | | | | | | | | | | | | | | |
| -13 | 3640 | 18.9 | 11830 | 19.2 | | | | | 2520 | 19.6 | | | 1495 | 18.9 | | | | | | | | | | | | | | | | |
| -14 | 3890 | 18.9 | 11870 | 19.2 | | | | | 2520 | 19.6 | | | 1495 | 18.8 | | | | | | | | | | | | | | | | |
| -15 | 4210 | 18.9 | 11910 | 19.2 | | | | | | | | | 1495 | 18.8 | | | | | | | | | | | | | | | | |
| -16 | 4640 | 18.9 | 11910 | 19.1 | | | | | | | | | 1491 | 18.8 | | | | | | | | | | | | | | | | |
| -17 | 5020 | 18.7 | 12020 | 19.0 | | | | | | | | | 1504 | 18.8 | | | | | | | | | | | | | | | | |
| -18 | 5550 | 18.6 | 12040 | 18.3 | | | | | | | | | 1509 | 18.8 | | | | | | | | | | | | | | | | |
| -19 | 6170 | 18.6 | 12140 | 18.3 | | | | | | | | | 1519 | 18.8 | | | | | | | | | | | | | | | | |
| -20 | 6780 | 18.6 | 12230 | 18.9 | | | | | | | | | 1519 | 18.8 | | | | | | | | | | | | | | | | |
| -21 | 7600 | 18.6 | 12220 | 18.9 | | | | | | | | | 1519 | 18.8 | | | | | | | | | | | | | | | | |
| -22 | 8380 | 18.6 | 12770 | 18.9 | | | | | | | | | 1519 | 18.8 | | | | | | | | | | | | | | | | |
| -23 | 8470 | 18.6 | 13270 | 18.7 | | | | | | | | | 1519 | 18.8 | | | | | | | | | | | | | | | | |
| -24 | 9790 | 18.6 | 14610 | 18.7 | | | | | | | | | 1521 | 18.8 | | | | | | | | | | | | | | | | |
| -25 | 9840 | 18.6 | 16250 | 18.6 | | | | | | | | | 1527 | 18.8 | | | | | | | | | | | | | | | | |
| -26 | 16840 | 18.6 | 19800 | 18.6 | | | | | | | | | 1559 | 18.8 | | | | | | | | | | | | | | | | |
| -27 | 17270 | 18.6 | 24800 | 18.6 | | | | | | | | | 1592 | 18.8 | | | | | | | | | | | | | | | | |
| -28 | 17330 | 18.6 | 28000 | 18.5 | | | | | | | | | 1612 | 18.8 | | | | | | | | | | | | | | | | |
| -29 | 17720 | 18.6 | 27900 | 18.5 | | | | | | | | | | | | | | | | | | | | | | | | | | |
| -30 | 22100 | 18.6 | 41800 | 18.4 | | | | | | | | | | | | | | | | | | | | | | | | | | |
| -31 | 27000 | 18.6 | 41700 | 18.4 | | | | | | | | | | | | | | | | | | | | | | | | | | |
| -32 | 28900 | 18.6 | 41700 | 18.4 | | | | | | | | | | | | | | | | | | | | | | | | | | |
| -33 | 31800 | 18.6 | 41900 | 18.4 | | | | | | | | | | | | | | | | | | | | | | | | | | |
| -34 | 37200 | 18.6 | 41900 | 18.4 | | | | | | | | | | | | | | | | | | | | | | | | | | |
| -35 | 39300 | 18.6 | 42000 | 18.4 | | | | | | | | | | | | | | | | | | | | | | | | | | |
| -36 | 39300 | 18.6 | 42800 | 18.4 | | | | | | | | | | | | | | | | | | | | | | | | | | |
| -37 | 43600 | 18.6 | 42900 | 18.4 | | | | | | | | | | | | | | | | | | | | | | | | | | |
| -38 | 43600 | 18.6 | 42900 | 18.4 | | | | | | | | | | | | | | | | | | | | | | | | | | |
| -39 | 43800 | 18.6 | 43200 | 18.4 | | | | | | | | | | | | | | | | | | | | | | | | | | |
| -40 | 43900 | 18.6 | 43500 | 18.4 | | | | | | | | | | | | | | | | | | | | | | | | | | |
| -41 | | | 43500 | 18.4 | | | | | | | | | | | | | | | | | | | | | | | | | | |
| -42 | | | 43600 | 18.4 | | | | | | | | | | | | | | | | | | | | | | | | | | |
| -43 | | | 43800 | 18.4 | | | | | | | | | | | | | | | | | | | | | | | | | | |
| -44 | | | 43800 | 18.4 | | | | | | | | | | | | | | | | | | | | | | | | | | |
| -45 | | | 43900 | 18.4 | | | | | | | | | | | | | | | | | | | | | | | | | | |
| -46 | | | 43800 | 18.4 | | | | | | | | | | | | | | | | | | | | | | | | | | |
| -47 | | | 43800 | 18.4 | | | | | | | | | | | | | | | | | | | | | | | | | | |
| -48 | | | 43800 | 18.5 | | | | | | | | | | | | | | | | | | | | | | | | | | |
| -49 | | | | | | | | | | | | | | | | | | | | | | | | | | | | | | |
| -50 | | | | | | | | | | | | | | | | | | | | | | | | | | | | | | |

## Registros efectuados de conductividad eléctrica y temperatura del agua subterránea en Septiembre de 1994

| 27.09.94 | Cond | T | Cond | T | Cond | T | Cond | T | Cond | T | Cond | T | Cond | T | Cond | T | Cond | T | Cond | T | Cond | T | Cond | T | Cond | T | Cond | T | Cond | T | Cond | T |
|---|---|---|---|---|---|---|---|---|---|---|---|---|---|---|---|---|---|---|---|---|---|---|---|---|---|---|---|---|---|---|---|---|
| Cota (m) | S-6 | S-6 | S-7 | S-7 | S-8 | S-8 | S-9 | S-9 | S-10BIS | S-10BIS | S-15 | S-15 | S-16 | S-16 | S-16BIS | S-16BIS | S-18BIS | S-18BIS | S-21 | S-21 | S-23BIS | S-23BIS | S-151BI | S-151BI | S-152 | S-152 | S-153 | S-153 | IGME 1 | IGME 1 |
| 7 | | | | | | | | | | | | | | | | | | | | | | | | | | | | | | |
| 6 | | | | | | | | | | | | | | | | | | | | | | | | | | | | | | |
| 5 | | | | | | | | | | | | | | | | | | | | | | | | | | | | | | |
| 4 | | | | | | | | | | | | | | | | | | | | | | | | | | | | | | |
| 3 | | | | | | | | | | | | | | | | | | | | | | | | | | | | | | |
| 2 | | | | | | | | | | | | | | | | | | | | | | | | | | | | | | |
| 1 | | | | | | | | | | | | | | | | | | | | | | | | | | | | | | |
| 0 | | | | | | | 2840 | 23.0 | | | | | | | 3200 | 23.8 | | | 2630 | 24.9 | | | | | | | | | | |
| -1 | | | 3340 | 19.6 | 3310 | 22.3 | 3230 | 22.5 | 3470 | 22.1 | 3530 | 23.1 | | | 3380 | 23.5 | | | 2620 | 23.9 | 2800 | 23.9 | | | 19600 | 21.0 | 829 | 23.3 | 8470 | 22.1 |
| -2 | | | 3310 | 19.6 | 3290 | 22.0 | 3280 | 22.2 | 3590 | 21.9 | 3670 | 22.4 | | | 3480 | 22.2 | | | 2610 | 22.9 | 2800 | 23.3 | | | 23100 | 20.6 | 822 | 22.7 | 8440 | 22.0 |
| -3 | | | 3310 | 19.6 | 3070 | 21.4 | 3340 | 21.9 | 3590 | 21.6 | 3680 | 21.8 | | | 3490 | 21.3 | | | 2640 | 21.9 | 2760 | 21.8 | | | 24600 | 20.2 | 822 | 21.8 | 8470 | 21.3 |
| -4 | | | 3070 | 19.6 | 2730 | 20.9 | 3350 | 21.8 | 3520 | 20.9 | 3680 | 21.6 | | | 3500 | 20.2 | | | 2630 | 21.1 | 2790 | 20.9 | | | 25200 | 20.1 | 822 | 19.9 | 8430 | 20.4 |
| -5 | | | 3210 | 19.6 | 2470 | 20.4 | 3250 | 21.4 | 3480 | 20.0 | 3890 | 20.3 | | | | | | | 2630 | 20.4 | 2910 | 20.3 | | | 25300 | 20.1 | 819 | 19.2 | 8490 | 19.7 |
| -6 | | | 3330 | 19.6 | 2130 | 20.2 | 3230 | 21.3 | 3260 | 19.4 | 3680 | 19.9 | | | | | | | 2630 | 20.0 | 2930 | 20.1 | | | 25000 | 20.0 | 818 | 18.6 | 8490 | 19.7 |
| -7 | | | 3350 | 19.6 | 1950 | 20.0 | 3280 | 21.2 | 3130 | 19.2 | 3680 | 19.6 | | | | | | | 2630 | 19.9 | 2720 | 19.9 | | | 25400 | 19.9 | 816 | 18.4 | 8490 | 19.3 |
| -8 | | | 3380 | 19.6 | 1880 | 19.9 | 3470 | 21.0 | | | 3680 | 19.4 | | | | | | | 2630 | 19.8 | 2710 | 19.9 | | | 25700 | 19.8 | 816 | 18.4 | 8490 | 19.1 |
| -9 | | | 3400 | 19.6 | 1870 | 19.9 | 3620 | 20.9 | | | 3670 | 19.3 | | | | | | | 2630 | 19.8 | 2720 | 19.7 | | | 25900 | 19.7 | 815 | 18.5 | 8500 | 19.1 |
| -10 | | | 3380 | 19.6 | 1820 | 19.9 | 3610 | 20.8 | | | 3640 | 19.2 | | | | | | | 2640 | 19.8 | 2770 | 19.7 | | | 26100 | 19.6 | 817 | 18.6 | 8500 | 19.1 |
| -11 | | | 3370 | 19.6 | 1930 | 19.9 | 3670 | 20.7 | | | 3630 | 19.2 | | | | | | | 2640 | 19.8 | 2770 | 19.7 | | | 26100 | 19.6 | 819 | 18.6 | 8490 | 19.2 |
| -12 | | | 3360 | 19.6 | 1970 | 19.9 | 3690 | 20.7 | | | 3610 | 19.2 | | | | | | | 2630 | 19.8 | 2770 | 19.7 | | | 26100 | 19.6 | 817 | 18.6 | 8490 | 19.2 |
| -13 | | | 3350 | 19.6 | 2010 | 19.9 | 3730 | 20.6 | | | 3570 | 19.2 | | | | | | | 2630 | 19.8 | 2770 | 19.7 | | | 26100 | 19.6 | 817 | 18.6 | 8710 | 19.2 |
| -14 | | | 3320 | 19.6 | 2040 | 19.9 | 3700 | 20.4 | | | 3520 | 19.2 | | | | | | | 2630 | 19.8 | 2770 | 19.7 | | | 26100 | 19.6 | 817 | 18.6 | 8920 | 19.2 |
| -15 | | | 3130 | 19.6 | 2080 | 19.9 | 3720 | 20.6 | | | 3470 | 19.2 | | | | | | | 2630 | 19.7 | 2770 | 19.6 | | | 26100 | 19.6 | 817 | 18.6 | 9080 | 19.2 |
| -16 | | | 3440 | 19.6 | 2110 | 19.9 | 3740 | 20.6 | | | 3430 | 19.2 | | | | | | | 2630 | 19.6 | 2770 | 19.6 | | | 26100 | 19.6 | 817 | 18.6 | 9050 | 19.2 |
| -17 | | | | | 2140 | 19.9 | 3770 | 20.6 | | | 3420 | 19.2 | | | | | | | 2640 | 19.6 | 2770 | 19.6 | | | 26100 | 19.5 | 817 | 18.6 | 9230 | 19.1 |
| -18 | | | | | 2140 | 19.9 | 3780 | 20.6 | | | 3420 | 19.2 | | | | | | | 2640 | 19.6 | 2770 | 19.6 | | | 26300 | 19.4 | 817 | 18.7 | 9470 | 19.1 |
| -19 | | | | | 2170 | 19.8 | 3780 | 20.5 | | | 3660 | 19.1 | | | | | | | 2640 | 19.6 | 2770 | 19.5 | | | 26500 | 19.4 | 817 | 18.7 | 9770 | 19.0 |
| -20 | | | | | 2200 | 19.8 | 3800 | 20.5 | | | 3710 | 19.1 | | | | | | | | | 2770 | 19.5 | | | 26800 | 19.3 | 823 | 18.6 | 10070 | 18.9 |
| -21 | | | | | 2240 | 19.7 | 3800 | 20.5 | | | | | | | | | | | | | 2770 | 19.4 | | | 27300 | 19.2 | 2300 | 18.6 | 10900 | 18.9 |
| -22 | | | | | 2270 | 19.7 | 3810 | 20.5 | | | | | | | | | | | | | 2780 | 19.4 | | | 27500 | 19.1 | 3080 | 18.6 | 11380 | 18.9 |
| -23 | | | | | 2310 | 19.6 | 3810 | 20.5 | | | | | | | | | | | | | | | | | 28000 | 19.0 | 4300 | 18.6 | 12080 | 18.8 |
| -24 | | | | | 2350 | 19.6 | 3810 | 20.5 | | | | | | | | | | | | | | | | | 28300 | 18.9 | 10150 | 18.6 | 13490 | 18.8 |
| -25 | | | | | 2420 | 19.6 | 3820 | 20.5 | | | | | | | | | | | | | | | | | 28700 | 18.8 | 16410 | 18.6 | 14710 | 18.8 |
| -26 | | | | | 2470 | 19.6 | 3840 | 20.5 | | | | | | | | | | | | | | | | | 29900 | 18.7 | 17300 | 18.6 | 15030 | 18.7 |
| -27 | | | | | 2600 | 19.4 | 3870 | 20.5 | | | | | | | | | | | | | | | | | 31900 | 18.6 | 17550 | 18.6 | 15030 | 18.7 |
| -28 | | | | | 2850 | 19.1 | 3900 | 20.4 | | | | | | | | | | | | | | | | | 32500 | 18.6 | 17770 | 18.6 | 15140 | 18.7 |
| -29 | | | | | 2870 | 19.1 | 3880 | 20.1 | | | | | | | | | | | | | | | | | 32700 | 18.6 | 17940 | 18.6 | 21800 | 18.7 |
| -30 | | | | | 2880 | 19.1 | 3870 | 19.7 | | | | | | | | | | | | | | | | | 32700 | 18.6 | 17940 | 18.6 | 35400 | 18.7 |
| -31 | | | | | 2880 | 19.1 | 3840 | 19.4 | | | | | | | | | | | | | | | | | 32700 | 18.6 | 17940 | 18.6 | 35900 | 18.7 |
| -32 | | | | | | | 3830 | 19.2 | | | | | | | | | | | | | | | | | 32700 | 18.6 | 18020 | 18.6 | 35900 | 18.7 |
| -33 | | | | | | | 3830 | 19.1 | | | | | | | | | | | | | | | | | 32600 | 18.6 | 18040 | 18.6 | 35900 | 18.7 |
| -34 | | | | | | | 3830 | 19.1 | | | | | | | | | | | | | | | | | 32600 | 18.6 | 17940 | 18.6 | 35900 | 18.6 |
| -35 | | | | | | | 3830 | 19.1 | | | | | | | | | | | | | | | | | 32500 | 18.6 | 17490 | 18.6 | 35900 | 18.6 |
| -36 | | | | | | | | | | | | | | | | | | | | | | | | | 32400 | 18.6 | 17860 | 18.6 | 35900 | 18.6 |
| -37 | | | | | | | | | | | | | | | | | | | | | | | | | 32300 | 18.6 | 17820 | 18.6 | 35900 | 18.6 |
| -38 | | | | | | | | | | | | | | | | | | | | | | | | | 32000 | 18.6 | 17430 | 18.6 | 35900 | 18.7 |
| -39 | | | | | | | | | | | | | | | | | | | | | | | | | 31700 | 18.6 | 17620 | 18.6 | 36100 | 18.7 |
| -40 | | | | | | | | | | | | | | | | | | | | | | | | | 31500 | 18.6 | 18160 | 18.6 | 36100 | 18.7 |
| -41 | | | | | | | | | | | | | | | | | | | | | | | | | 31400 | 18.6 | 25600 | 18.6 | 36300 | 18.7 |
| -42 | | | | | | | | | | | | | | | | | | | | | | | | | 31200 | 18.6 | 31600 | 18.6 | 36700 | 18.7 |
| -43 | | | | | | | | | | | | | | | | | | | | | | | | | 31000 | 18.6 | 33400 | 18.6 | 36500 | 18.7 |
| -44 | | | | | | | | | | | | | | | | | | | | | | | | | 30900 | 18.6 | 34000 | 18.6 | | |
| -45 | | | | | | | | | | | | | | | | | | | | | | | | | | | 34400 | 18.6 | | |
| -46 | | | | | | | | | | | | | | | | | | | | | | | | | | | 34800 | 18.6 | | |
| -47 | | | | | | | | | | | | | | | | | | | | | | | | | | | | | | |
| -48 | | | | | | | | | | | | | | | | | | | | | | | | | | | | | | |
| -49 | | | | | | | | | | | | | | | | | | | | | | | | | | | | | | |
| -50 | | | | | | | | | | | | | | | | | | | | | | | | | | | | | | |

## Registros efectuados de conductividad eléctrica y temperatura del agua subterránea en Septiembre de 1994

| | Cond | T | Cond | T | Cond | T | Cond | T | Cond | T | Cond | T | Cond | T | Cond | T | Cond | T | Cond | T | Cond | T | Cond | T | Cond | T | Cond | T | Cond | T |
|---|---|---|---|---|---|---|---|---|---|---|---|---|---|---|---|---|---|---|---|---|---|---|---|---|---|---|---|---|---|---|
| Cota (m | IGME 2 | IGME 2 | IGME 3 | IGME 3 | P1-3 | P1-3 | P1-5 | P1-5 | P1-6 | P1-6 | P2-1 | P2-1 | H6-12 | H6-12 | H6-14 | H6-14 | H6-16(P | H6-16(P) | H6-N16-3 | H6-N16- | H6-17-1 | H6-17-1 | H6-18-1 | H6-18-1 | H6-19-1 | H6-19-1 | SAICA- | SAICA- | SAICA- | SAICA- |
| 7 | | | | | | | | | | | | | | | | | | | | | | | | | | | | | | |
| 6 | | | | | | | | | | | | | | | | | | | | | | | | | | | | | | |
| 5 | | | | | | | | | | | | | | | | | | | | | | | | | | | | | | |
| 4 | | | | | | | | | | | | | | | | | | | | | | | | | | | | | | |
| 3 | | | | | | | | | | | | | | | | | | | | | | | | | | | | | | |
| 2 | | | | | | | | | | | | | | | | | | | | | | | | | | | | | | |
| 1 | | | | | | | | | | | | | | | | | | | | | | | | | | | | | | |
| 0 | | | | | | | | | | | 1192 | 19.7 | 1350 | 21.9 | | | | | | | | | | | | | | | | |
| -1 | 3250 | 22.4 | | | 11480 | 18.7 | | | | | 1184 | 19.5 | 1346 | 21.9 | | | | | | | | | | | | | | | | |
| -2 | 3240 | 21.3 | | | 11540 | 18.6 | | | | | 1177 | 19.3 | 1344 | 21.6 | | | 3400 | 18.4 | | | | | | | | | | | | |
| -3 | 3240 | 19.9 | | | 11540 | 18.6 | | | | | 1177 | 19.3 | 1340 | 21.3 | | | 5640 | 19.1 | | | | | | | | | | | | |
| -4 | 3240 | 18.9 | | | 11610 | 18.6 | | | | | 1175 | 19.4 | 1342 | 21.2 | | | 9240 | 19.3 | | | | | | | | | | | | |
| -5 | 3280 | 18.5 | | | 11810 | 18.5 | | | | | 1175 | 19.4 | 1340 | 21.1 | | | 13620 | 19.2 | | | | | | | | | | | | |
| -6 | 3280 | 18.6 | | | 9690 | 18.5 | | | | | | | 1341 | 20.9 | | | | | | | | | | | | | | | | |
| -7 | 3280 | 18.5 | | | 9100 | 18.5 | | | | | | | 1340 | 20.9 | | | | | | | | | | | | | | | | |
| -8 | 3280 | 18.6 | | | 9100 | 18.5 | | | | | | | 1341 | 20.6 | | | | | | | | | | | | | | | | |
| -9 | 3290 | 18.6 | | | 9100 | 18.5 | | | | | | | 1343 | 20.4 | | | | | | | | | | | | | | | | |
| -10 | 3290 | 18.7 | | | 9100 | 18.5 | | | | | | | 1344 | 20.2 | | | | | | | | | | | | | | | | |
| -11 | 3290 | 18.7 | | | | | | | | | | | 1344 | 20.2 | | | | | | | | | | | | | | | | |
| -12 | 3610 | 18.9 | | | | | | | | | | | 1342 | 20.2 | | | | | | | | | | | | | | | | |
| -13 | 3900 | 18.9 | | | | | | | | | | | 1345 | 20.0 | | | | | | | | | | | | | | | | |
| -14 | 4260 | 18.9 | | | | | | | | | | | 1343 | 19.9 | | | | | | | | | | | | | | | | |
| -15 | 4610 | 18.8 | | | | | | | | | | | 1345 | 19.8 | | | | | | | | | | | | | | | | |
| -16 | 5040 | 18.8 | | | | | | | | | | | 1342 | 19.7 | | | | | | | | | | | | | | | | |
| -17 | 5530 | 18.7 | | | | | | | | | | | 1345 | 19.6 | | | | | | | | | | | | | | | | |
| -18 | 6190 | 18.7 | | | | | | | | | | | 1344 | 19.5 | | | | | | | | | | | | | | | | |
| -19 | 6790 | 18.7 | | | | | | | | | | | 1347 | 19.2 | | | | | | | | | | | | | | | | |
| -20 | 7570 | 18.6 | | | | | | | | | | | 1347 | 19.2 | | | | | | | | | | | | | | | | |
| -21 | 8510 | 18.6 | | | | | | | | | | | 1347 | 19.2 | | | | | | | | | | | | | | | | |
| -22 | 8470 | 18.6 | | | | | | | | | | | 1347 | 19.1 | | | | | | | | | | | | | | | | |
| -23 | 8930 | 18.6 | | | | | | | | | | | 1347 | 19.1 | | | | | | | | | | | | | | | | |
| -24 | 10060 | 18.6 | | | | | | | | | | | 1351 | 19.0 | | | | | | | | | | | | | | | | |
| -25 | 10150 | 18.6 | | | | | | | | | | | 1353 | 18.9 | | | | | | | | | | | | | | | | |
| -26 | 12070 | 18.6 | | | | | | | | | | | 1352 | 18.9 | | | | | | | | | | | | | | | | |
| -27 | 16930 | 18.6 | | | | | | | | | | | 1484 | 18.9 | | | | | | | | | | | | | | | | |
| -28 | 17150 | 18.6 | | | | | | | | | | | | | | | | | | | | | | | | | | | | |
| -29 | 17190 | 18.6 | | | | | | | | | | | | | | | | | | | | | | | | | | | | |
| -30 | 21400 | 18.6 | | | | | | | | | | | | | | | | | | | | | | | | | | | | |
| -31 | 26900 | 18.6 | | | | | | | | | | | | | | | | | | | | | | | | | | | | |
| -32 | 29200 | 18.6 | | | | | | | | | | | | | | | | | | | | | | | | | | | | |
| -33 | 30300 | 18.6 | | | | | | | | | | | | | | | | | | | | | | | | | | | | |
| -34 | 36000 | 18.6 | | | | | | | | | | | | | | | | | | | | | | | | | | | | |
| -35 | 38100 | 18.6 | | | | | | | | | | | | | | | | | | | | | | | | | | | | |
| -36 | 39100 | 18.6 | | | | | | | | | | | | | | | | | | | | | | | | | | | | |
| -37 | 41500 | 18.6 | | | | | | | | | | | | | | | | | | | | | | | | | | | | |
| -38 | 42900 | 18.6 | | | | | | | | | | | | | | | | | | | | | | | | | | | | |
| -39 | 43300 | 18.6 | | | | | | | | | | | | | | | | | | | | | | | | | | | | |
| -40 | 43600 | 18.6 | | | | | | | | | | | | | | | | | | | | | | | | | | | | |
| -41 | 43800 | 18.6 | | | | | | | | | | | | | | | | | | | | | | | | | | | | |
| -42 | | | | | | | | | | | | | | | | | | | | | | | | | | | | | | |
| -43 | | | | | | | | | | | | | | | | | | | | | | | | | | | | | | |
| -44 | | | | | | | | | | | | | | | | | | | | | | | | | | | | | | |
| -45 | | | | | | | | | | | | | | | | | | | | | | | | | | | | | | |
| -46 | | | | | | | | | | | | | | | | | | | | | | | | | | | | | | |
| -47 | | | | | | | | | | | | | | | | | | | | | | | | | | | | | | |
| -48 | | | | | | | | | | | | | | | | | | | | | | | | | | | | | | |
| -49 | | | | | | | | | | | | | | | | | | | | | | | | | | | | | | |
| -50 | | | | | | | | | | | | | | | | | | | | | | | | | | | | | | |

## Registros efectuados de conductividad eléctrica y temperatura del agua subterránea en Octubre de 1994

| 23.10.94 | Cond | T | Cond | T | Cond | T | Cond | T | Cond | T | Cond | T | Cond | T | Cond | T | Cond | T | Cond | T | Cond | T | Cond | T | Cond | T | Cond | T |
|---|---|---|---|---|---|---|---|---|---|---|---|---|---|---|---|---|---|---|---|---|---|---|---|---|---|---|---|---|
| Cota (m) | S-6 | S-6 | S-7 | S-7 | S-8 | S-8 | S-9 | S-9 | S-10BIS | S-10BIS | S-15 | S-15 | S-16 | S-16 | S-16BIS | S-16BIS | S-18BIS | S-18BIS | S-21 | S-21 | S-23BIS | S-23BIS | S-151BI | S-151BI | S-152 | S-152 | S-153 | S-153 | IGME 1 | IGME 1 |
| 7 | | | | | | | | | | | | | | | | | | | | | | | | | | | | | | |
| 6 | | | | | | | | | | | | | | | | | | | | | | | | | | | | | | |
| 5 | | | | | | | | | | | | | | | | | | | | | | | | | | | | | | |
| 4 | | | | | | | | | | | | | | | | | | | | | | | | | | | | | | |
| 3 | | | | | | | | | | | | | | | | | | | | | | | | | | | | | | |
| 2 | | | | | | | | | | | | | | | | | | | | | | | | | | | | | | |
| 1 | | | | | | | | | | | | | | | | | | | | | | | | | | | | | | |
| 0 | | | | | 1943 | 19.5 | 2450 | 19.9 | | | 2060 | 22.9 | | | 3420 | 23.3 | | | 2100 | 23.3 | | | | | | | 946 | 23.6 | 8500 | 21.9 |
| -1 | | | 2520 | 19.6 | 1940 | 19.1 | 2450 | 19.5 | 3470 | 22.1 | 2040 | 21.6 | | | 3430 | 22.5 | | | 2100 | 23.1 | 3100 | 22.6 | | | 18010 | 18.6 | 942 | 23.3 | 8500 | 21.6 |
| -2 | | | 2520 | 19.6 | 1941 | 19.1 | 2450 | 19.4 | 3460 | 21.5 | 2020 | 19.8 | | | 3470 | 22.2 | | | 2100 | 22.5 | 3100 | 22.2 | | | 18040 | 18.6 | 945 | 23.1 | 8510 | 21.3 |
| -3 | | | 2460 | 19.6 | 1940 | 19.1 | 2460 | 19.4 | 3460 | 21.3 | 2020 | 19.5 | | | 3530 | 21.3 | | | 2000 | 20.8 | 3100 | 21.6 | | | 18040 | 18.6 | 947 | 22.2 | 8490 | 20.8 |
| -4 | | | 2460 | 19.6 | 1940 | 19.1 | 2460 | 19.4 | 3460 | 21.2 | 2030 | 19.3 | | | 3780 | 20.6 | | | 2000 | 19.9 | 3200 | 21.1 | | | 18040 | 18.6 | 927 | 20.9 | 8500 | 20.3 |
| -5 | | | 2470 | 19.6 | 1940 | 19.1 | 2460 | 19.4 | 3460 | 20.9 | 2020 | 19.2 | | | | | | | 2000 | 19.7 | 3300 | 20.5 | | | 18040 | 18.6 | 918 | 19.9 | 8520 | 20.0 |
| -6 | | | 2510 | 19.6 | 1940 | 19.1 | 2460 | 19.4 | 3460 | 20.6 | 2020 | 19.2 | | | | | | | 2000 | 19.7 | 3300 | 20.2 | | | 18040 | 18.6 | 910 | 19.1 | 8520 | 19.5 |
| -7 | | | 2560 | 19.6 | 1940 | 19.1 | 2460 | 19.4 | 3460 | 19.8 | 2030 | 19.2 | | | | | | | 2000 | 19.7 | 2900 | 20.1 | | | 18100 | 18.6 | 909 | 18.7 | 8540 | 19.2 |
| -8 | | | 2560 | 19.6 | 1940 | 19.1 | 2460 | 19.4 | | | 2020 | 19.2 | | | | | | | 2000 | 19.7 | 2800 | 19.9 | | | 18100 | 18.6 | 903 | 18.6 | 8560 | 19.2 |
| -9 | | | 2560 | 19.6 | 1940 | 19.1 | 2470 | 19.4 | | | 2020 | 19.2 | | | | | | | 2000 | 19.7 | 2800 | 19.9 | | | 18070 | 18.6 | 903 | 18.6 | 8570 | 19.1 |
| -10 | | | 2560 | 19.6 | 1940 | 19.1 | 2470 | 19.4 | | | 2020 | 19.2 | | | | | | | 2000 | 19.7 | 2800 | 19.8 | | | 18040 | 18.6 | 903 | 18.6 | 8590 | 19.2 |
| -11 | | | 2550 | 19.6 | 1940 | 19.1 | 2470 | 19.4 | | | 2020 | 19.2 | | | | | | | 2000 | 19.7 | 2900 | 19.7 | | | 18000 | 18.6 | 903 | 18.6 | 8670 | 19.2 |
| -12 | | | 2550 | 19.6 | 1940 | 19.1 | 2470 | 19.4 | | | 2020 | 19.2 | | | | | | | 2000 | 19.6 | 2900 | 19.7 | | | 17820 | 18.6 | 903 | 18.6 | 8790 | 19.2 |
| -13 | | | 2560 | 19.6 | 1940 | 19.1 | 2470 | 19.4 | | | 2010 | 19.2 | | | | | | | 2000 | 19.6 | 2900 | 19.7 | | | 17820 | 18.6 | 899 | 18.6 | 8950 | 19.2 |
| -14 | | | 2470 | 19.6 | 1940 | 19.1 | 2470 | 19.4 | | | 2020 | 19.2 | | | | | | | 2000 | 19.6 | 2900 | 19.6 | | | 17810 | 18.6 | 900 | 18.7 | 9130 | 19.2 |
| -15 | | | 2400 | 19.6 | 1940 | 19.1 | 2470 | 19.4 | | | 2010 | 19.2 | | | | | | | 2000 | 19.6 | 2900 | 19.6 | | | 17810 | 18.6 | 897 | 18.7 | 9320 | 19.1 |
| -16 | | | 2400 | 19.6 | 1940 | 19.1 | 2470 | 19.4 | | | 2110 | 19.2 | | | | | | | 2200 | 19.6 | 2900 | 19.6 | | | 18000 | 18.6 | 900 | 18.7 | 9600 | 19.1 |
| -17 | | | | | 1940 | 19.1 | 2480 | 19.4 | | | 2120 | 19.2 | | | | | | | 2300 | 19.6 | 2900 | 19.6 | | | 18260 | 18.6 | 915 | 18.7 | 9800 | 19.1 |
| -18 | | | | | 1926 | 19.1 | 2490 | 19.4 | | | 2180 | 19.1 | | | | | | | 2400 | 19.6 | 2900 | 19.6 | | | 18260 | 18.6 | 1050 | 18.7 | 10190 | 19.0 |
| -19 | | | | | 1950 | 19.1 | 2480 | 19.5 | | | 2150 | 19.1 | | | | | | | 2400 | 19.6 | 2900 | 19.5 | | | 18300 | 18.6 | 1500 | 18.6 | 10620 | 18.9 |
| -20 | | | | | 1940 | 19.1 | 2470 | 19.5 | | | 2040 | 19.1 | | | | | | | | | 2900 | 19.5 | | | 18380 | 18.6 | 2080 | 18.6 | 11110 | 18.9 |
| -21 | | | | | 1940 | 19.1 | 2440 | 19.5 | | | | | | | | | | | | | 2900 | 19.4 | | | 18530 | 18.6 | 2340 | 18.6 | 11720 | 18.9 |
| -22 | | | | | 1940 | 19.1 | 2320 | 19.4 | | | | | | | | | | | | | 2400 | 19.4 | | | 18600 | 18.6 | 3890 | 18.6 | 12560 | 18.9 |
| -23 | | | | | 1940 | 19.1 | 2330 | 19.4 | | | | | | | | | | | | | | | | | 20500 | 18.6 | 7000 | 18.6 | 13470 | 18.8 |
| -24 | | | | | 1974 | 19.1 | 2560 | 19.4 | | | | | | | | | | | | | | | | | 20700 | 18.6 | 7580 | 18.6 | 14290 | 18.8 |
| -25 | | | | | 1980 | 19.1 | 2600 | 19.3 | | | | | | | | | | | | | | | | | 22400 | 18.6 | 7600 | 18.6 | 14810 | 18.7 |
| -26 | | | | | 1988 | 19.1 | 2620 | 19.2 | | | | | | | | | | | | | | | | | 28300 | 18.6 | 7290 | 18.6 | 15250 | 18.7 |
| -27 | | | | | 1991 | 19.1 | 3020 | 19.3 | | | | | | | | | | | | | | | | | 28700 | 18.6 | 7100 | 18.6 | 15680 | 18.7 |
| -28 | | | | | 2020 | 19.1 | 3300 | 19.3 | | | | | | | | | | | | | | | | | 31400 | 18.6 | 7430 | 18.6 | 17760 | 18.7 |
| -29 | | | | | 2000 | 19.1 | 3820 | 19.3 | | | | | | | | | | | | | | | | | 31700 | 18.6 | 8900 | 18.6 | 21700 | 18.7 |
| -30 | | | | | 1950 | 19.1 | 3880 | 19.3 | | | | | | | | | | | | | | | | | 31800 | 18.6 | 10410 | 18.6 | 25200 | 18.7 |
| -31 | | | | | 1890 | 19.1 | 3900 | 19.2 | | | | | | | | | | | | | | | | | 31800 | 18.6 | 11020 | 18.6 | 29400 | 18.7 |
| -32 | | | | | | | 3890 | 19.1 | | | | | | | | | | | | | | | | | 31800 | 18.6 | 11770 | 18.6 | 31100 | 18.7 |
| -33 | | | | | | | 3890 | 19.1 | | | | | | | | | | | | | | | | | 31600 | 18.6 | 13720 | 18.5 | 32700 | 18.7 |
| -34 | | | | | | | 3900 | 19.1 | | | | | | | | | | | | | | | | | 36300 | 18.6 | 21100 | 18.5 | 34000 | 18.7 |
| -35 | | | | | | | 3890 | 19.1 | | | | | | | | | | | | | | | | | 36700 | 18.6 | 21900 | 18.5 | 34000 | 18.6 |
| -36 | | | | | | | | | | | | | | | | | | | | | | | | | 37700 | 18.6 | 23700 | 18.5 | 34500 | 18.6 |
| -37 | | | | | | | | | | | | | | | | | | | | | | | | | 41500 | 18.6 | 23800 | 18.5 | 34500 | 18.6 |
| -38 | | | | | | | | | | | | | | | | | | | | | | | | | 42400 | 18.6 | 23700 | 18.5 | 34300 | 18.6 |
| -39 | | | | | | | | | | | | | | | | | | | | | | | | | 42400 | 18.6 | 23600 | 18.5 | 35200 | 18.6 |
| -40 | | | | | | | | | | | | | | | | | | | | | | | | | 42400 | 18.6 | 23600 | 18.5 | 35800 | 18.6 |
| -41 | | | | | | | | | | | | | | | | | | | | | | | | | 42500 | 18.6 | 22900 | 18.5 | 37000 | 18.7 |
| -42 | | | | | | | | | | | | | | | | | | | | | | | | | 42600 | 18.6 | 23300 | 18.5 | 37100 | 18.7 |
| -43 | | | | | | | | | | | | | | | | | | | | | | | | | 41500 | 18.6 | 24400 | 18.5 | 37500 | 18.7 |
| -44 | | | | | | | | | | | | | | | | | | | | | | | | | 42900 | 18.6 | 24900 | 18.5 | | |
| -45 | | | | | | | | | | | | | | | | | | | | | | | | | | | 26700 | 18.5 | | |
| -46 | | | | | | | | | | | | | | | | | | | | | | | | | | | 34900 | 18.6 | | |
| -47 | | | | | | | | | | | | | | | | | | | | | | | | | | | | | | |
| -48 | | | | | | | | | | | | | | | | | | | | | | | | | | | | | | |
| -49 | | | | | | | | | | | | | | | | | | | | | | | | | | | | | | |
| -50 | | | | | | | | | | | | | | | | | | | | | | | | | | | | | | |

## Registros efectuados de conductividad eléctrica y temperatura del agua subterránea en Octubre de 1994

| | Cond | T | Cond | T | Cond | T | Cond | T | Cond | T | Cond | T | Cond | T | Cond | T | Cond | T | Cond | T | Cond | T | Cond | T | Cond | T | Cond | T | Cond | T |
|---|---|---|---|---|---|---|---|---|---|---|---|---|---|---|---|---|---|---|---|---|---|---|---|---|---|---|---|---|---|---|
| Cota (m | IGME 2 | IGME 2 | IGME 3 | IGME 3 | P1-3 | P1-3 | P1-5 | P1-5 | P1-6 | P1-6 | P2-1 | P2-1 | H6-12 | H6-12 | H6-14 | H6-14 | H6-16(P | H6-16(P) | H6-N16-3 | H6-N16- | H6-17-1 | H6-17-1 | H6-18-1 | H6-18-1 | H6-19-1 | H6-19-1 | SAICA- | SAICA- | SAICA- | SAICA- |
| 7 | | | | | | | | | | | | | | | | | | | | | | | | | | | | | | |
| 6 | | | | | | | | | | | | | | | | | | | | | | | | | | | | | | |
| 5 | | | | | | | | | | | | | | | | | | | | | | | | | | | | | | |
| 4 | | | | | | | | | | | | | | | | | | | | | | | | | | | | | | |
| 3 | | | | | | | | | | | | | | | | | | | | | | | | | | | | | | |
| 2 | | | | | | | | | | | | | 1317 | 20.6 | | | | | | | | | | | | | | | | |
| 1 | | | | | | | | | | | 1212 | 20.3 | 1319 | 20.2 | | | | | | | | | | | | | | | | |
| 0 | 3300 | 23.8 | | | 6080 | 19.7 | | | 2500 | 20.6 | 1205 | 19.7 | 1328 | 20.2 | | | | | | | | | | | | | | | | |
| -1 | 3280 | 23.8 | | | 8170 | 18.6 | | | 2500 | 19.9 | 1205 | 19.7 | 1463 | 20.1 | | | 1370 | 17.9 | | | | | | | | | | | | |
| -2 | 3290 | 21.2 | | | 8170 | 18.6 | | | 2500 | 19.8 | 1205 | 19.4 | 1538 | 19.9 | | | 4290 | 19.2 | 3410 | 19.9 | | | | | | | | | | |
| -3 | 3290 | 21.2 | | | 8170 | 18.5 | | | 2500 | 19.7 | 1202 | 19.4 | 1542 | 19.4 | | | 4970 | 19.2 | 3500 | 19.6 | | | | | | | | | | |
| -4 | 3310 | 20.1 | | | 8170 | 18.5 | | | 2510 | 19.7 | 1201 | 19.4 | 1543 | 19.1 | | | 5040 | 19.2 | 3500 | 19.5 | | | | | | | | | | |
| -5 | 3320 | 19.2 | | | 8170 | 18.5 | | | 2500 | 19.6 | 1202 | 19.4 | 1544 | 19.0 | | | 6800 | 19.2 | 3500 | 19.5 | | | | | | | | | | |
| -6 | 3330 | 18.7 | | | 8170 | 18.5 | | | 2490 | 19.6 | | | 1544 | 18.9 | | | | | 3500 | 19.5 | | | | | | | | | | |
| -7 | 3360 | 18.6 | | | 8170 | 18.5 | | | 2490 | 19.6 | | | 1542 | 18.9 | | | | | 3500 | 19.5 | | | | | | | | | | |
| -8 | 3360 | 18.6 | | | 8170 | 18.5 | | | 2500 | 19.6 | | | 1542 | 18.9 | | | | | 3500 | 19.5 | | | | | | | | | | |
| -9 | 3360 | 18.6 | | | 8170 | 18.5 | | | 2500 | 19.6 | | | 1543 | 18.9 | | | | | 3520 | 19.5 | | | | | | | | | | |
| -10 | 3680 | 18.7 | | | 8170 | 18.5 | | | 2510 | 19.6 | | | 1543 | 18.9 | | | | | 3530 | 19.5 | | | | | | | | | | |
| -11 | 3650 | 18.8 | | | | | | | 2510 | 19.6 | | | 1542 | 18.9 | | | | | | | | | | | | | | | | |
| -12 | 3950 | 18.9 | | | | | | | 2510 | 19.6 | | | 1543 | 18.9 | | | | | | | | | | | | | | | | |
| -13 | 4290 | 18.9 | | | | | | | 2510 | 19.6 | | | 1544 | 18.8 | | | | | | | | | | | | | | | | |
| -14 | 4760 | 18.9 | | | | | | | 2510 | 19.6 | | | 1544 | 18.8 | | | | | | | | | | | | | | | | |
| -15 | 5160 | 18.8 | | | | | | | 2510 | 19.6 | | | 1543 | 18.8 | | | | | | | | | | | | | | | | |
| -16 | 5630 | 18.8 | | | | | | | | | | | 1544 | 18.8 | | | | | | | | | | | | | | | | |
| -17 | 6220 | 18.7 | | | | | | | | | | | 1550 | 18.8 | | | | | | | | | | | | | | | | |
| -18 | 6860 | 18.7 | | | | | | | | | | | 1550 | 18.8 | | | | | | | | | | | | | | | | |
| -19 | 7710 | 18.6 | | | | | | | | | | | 1550 | 18.8 | | | | | | | | | | | | | | | | |
| -20 | 8370 | 18.6 | | | | | | | | | | | 1550 | 18.8 | | | | | | | | | | | | | | | | |
| -21 | 9040 | 18.6 | | | | | | | | | | | 1550 | 18.8 | | | | | | | | | | | | | | | | |
| -22 | 9740 | 18.6 | | | | | | | | | | | 1550 | 18.8 | | | | | | | | | | | | | | | | |
| -23 | 10300 | 18.6 | | | | | | | | | | | 1550 | 18.8 | | | | | | | | | | | | | | | | |
| -24 | 11300 | 18.6 | | | | | | | | | | | 1561 | 18.8 | | | | | | | | | | | | | | | | |
| -25 | 12220 | 18.6 | | | | | | | | | | | 1577 | 18.8 | | | | | | | | | | | | | | | | |
| -26 | 16730 | 18.6 | | | | | | | | | | | 1585 | 18.8 | | | | | | | | | | | | | | | | |
| -27 | 17000 | 18.6 | | | | | | | | | | | 1605 | 18.8 | | | | | | | | | | | | | | | | |
| -28 | 17000 | 18.6 | | | | | | | | | | | | | | | | | | | | | | | | | | | | |
| -29 | 17000 | 18.6 | | | | | | | | | | | | | | | | | | | | | | | | | | | | |
| -30 | 19620 | 18.6 | | | | | | | | | | | | | | | | | | | | | | | | | | | | |
| -31 | 27000 | 18.6 | | | | | | | | | | | | | | | | | | | | | | | | | | | | |
| -32 | 29700 | 18.6 | | | | | | | | | | | | | | | | | | | | | | | | | | | | |
| -33 | 32000 | 18.6 | | | | | | | | | | | | | | | | | | | | | | | | | | | | |
| -34 | 33400 | 18.6 | | | | | | | | | | | | | | | | | | | | | | | | | | | | |
| -35 | 36000 | 18.6 | | | | | | | | | | | | | | | | | | | | | | | | | | | | |
| -36 | 36000 | 18.6 | | | | | | | | | | | | | | | | | | | | | | | | | | | | |
| -37 | 37800 | 18.6 | | | | | | | | | | | | | | | | | | | | | | | | | | | | |
| -38 | 41600 | 18.6 | | | | | | | | | | | | | | | | | | | | | | | | | | | | |
| -39 | 43300 | 18.6 | | | | | | | | | | | | | | | | | | | | | | | | | | | | |
| -40 | 43900 | 18.6 | | | | | | | | | | | | | | | | | | | | | | | | | | | | |
| -41 | 43900 | 18.6 | | | | | | | | | | | | | | | | | | | | | | | | | | | | |
| -42 | | | | | | | | | | | | | | | | | | | | | | | | | | | | | | |
| -43 | | | | | | | | | | | | | | | | | | | | | | | | | | | | | | |
| -44 | | | | | | | | | | | | | | | | | | | | | | | | | | | | | | |
| -45 | | | | | | | | | | | | | | | | | | | | | | | | | | | | | | |
| -46 | | | | | | | | | | | | | | | | | | | | | | | | | | | | | | |
| -47 | | | | | | | | | | | | | | | | | | | | | | | | | | | | | | |
| -48 | | | | | | | | | | | | | | | | | | | | | | | | | | | | | | |
| -49 | | | | | | | | | | | | | | | | | | | | | | | | | | | | | | |
| -50 | | | | | | | | | | | | | | | | | | | | | | | | | | | | | | |

## Registros efectuados de conductividad eléctrica y temperatura del agua subterránea en Noviembre de 1994

| 20.11.94 | Con | T | Cond | T | Cond | T | Cond | T | Cond | T | Cond | T | Cond | T | Cond | T | Cond | T | Cond | T | Cond | T | Cond | T | Cond | T | Cond | T | Cond | T |
|---|---|---|---|---|---|---|---|---|---|---|---|---|---|---|---|---|---|---|---|---|---|---|---|---|---|---|---|---|---|---|
| Cota (m) | S-6 | S-6 | S-7 | S-7 | S-8 | S-8 | S-9 | S-9 | S-10BIS | S-10BIS | S-15 | S-15 | S-16 | S-16 | S-16BIS | S-16BIS | S-18BIS | S-18BIS | S-21 | S-21 | S-23BIS | S-23BIS | S-151BI | S-151BI | S-152 | S-152 | S-153 | S-153 | IGME 1 | IGME 1 |
| 7 | | | | | | | | | | | | | | | | | | | | | | | | | | | | | | |
| 6 | | | | | | | | | | | | | | | | | | | | | | | | | | | | | | |
| 5 | | | | | | | | | | | | | | | | | | | | | | | | | | | | | | |
| 4 | | | | | | | | | | | | | | | | | | | | | | | | | | | | | | |
| 3 | | | | | | | | | | | | | | | | | | | | | | | | | | | | | | |
| 2 | | | | | | | | | | | | | | | | | | | | | | | | | | | | | | |
| 1 | | | | | | | | | | | | | | | | | | | | | | | | | | | 930 | 20.7 | 8520 | 21.7 |
| 0 | 1330 | 19.5 | | | 2000 | 19.1 | 2180 | 19.1 | 3160 | 20.9 | 1735 | 20.7 | | | 3570 | 21.5 | | | 1860 | 21.8 | | | | | 18370 | 18.7 | 921 | 21.3 | 8480 | 21.7 |
| -1 | 1327 | 19.4 | 1990 | 19.6 | 2000 | 19.1 | 2170 | 19.1 | 3140 | 20.8 | 1735 | 20.2 | | | 3570 | 21.3 | | | 1866 | 22.1 | 3000 | 21.4 | | | 18480 | 18.6 | 921 | 21.7 | 8480 | 21.2 |
| -2 | 1325 | 19.4 | 1990 | 19.6 | 2000 | 19.1 | 2180 | 19.1 | 3130 | 20.7 | 1731 | 19.5 | | | 3560 | 21.4 | | | 1863 | 21.8 | 3000 | 21.4 | | | 18500 | 18.6 | 921 | 21.9 | 8490 | 20.7 |
| -3 | 1325 | 19.4 | 2000 | 19.6 | 2000 | 19.1 | 2180 | 19.1 | 3030 | 20.6 | 1733 | 19.3 | | | 3570 | 21.1 | | | 1862 | 20.4 | 2990 | 21.2 | | | 18500 | 18.6 | 918 | 21.6 | 8460 | 20.3 |
| -4 | 1327 | 19.4 | 1970 | 19.6 | 2000 | 19.1 | 2180 | 19.1 | 2830 | 20.5 | 1734 | 19.2 | | | 3110 | 20.7 | | | 1866 | 19.7 | 3070 | 20.9 | | | 18500 | 18.6 | 920 | 20.9 | 8500 | 20.1 |
| -5 | 1325 | 19.4 | 1990 | 19.6 | 2000 | 19.1 | 2180 | 19.1 | 2850 | 20.3 | 1731 | 19.2 | | | | | | | 1865 | 19.7 | 3150 | 20.5 | | | 18500 | 18.6 | 918 | 20.2 | 8500 | 19.9 |
| -6 | 1325 | 19.4 | 2000 | 19.6 | 2000 | 19.1 | 2180 | 19.1 | 2900 | 20.2 | 1732 | 19.2 | | | | | | | 1866 | 19.7 | 2980 | 20.4 | | | 18500 | 18.6 | 915 | 19.6 | 8530 | 19.6 |
| -7 | 1325 | 19.4 | 2000 | 19.6 | 2000 | 19.1 | 2180 | 19.1 | 2940 | 19.9 | 1732 | 19.2 | | | | | | | 1866 | 19.7 | 2460 | 20.4 | | | 18500 | 18.6 | 913 | 19.1 | 8530 | 19.4 |
| -8 | 1321 | 19.4 | 2000 | 19.6 | 2000 | 19.1 | 2180 | 19.1 | | | 1732 | 19.2 | | | | | | | 1866 | 19.7 | 2340 | 19.9 | | | 18600 | 18.6 | 915 | 18.8 | 8570 | 19.2 |
| -9 | 1319 | 19.4 | 2020 | 19.6 | 2000 | 19.1 | 2180 | 19.1 | | | 1732 | 19.2 | | | | | | | 1878 | 19.6 | 2310 | 19.9 | | | 18600 | 18.6 | 914 | 18.6 | 8610 | 19.2 |
| -10 | 1370 | 19.4 | 2030 | 19.6 | 2000 | 19.1 | 2180 | 19.1 | | | 1729 | 19.2 | | | | | | | 1880 | 19.6 | 2360 | 19.7 | | | 18600 | 18.6 | 913 | 18.6 | 8670 | 19.2 |
| -11 | 1363 | 19.4 | 2020 | 19.6 | 2000 | 19.1 | 2180 | 19.1 | | | 1729 | 19.2 | | | | | | | 1870 | 19.6 | 2500 | 19.7 | | | 18600 | 18.6 | 913 | 18.6 | 8790 | 19.2 |
| -12 | 1370 | 19.4 | 2000 | 19.6 | 2000 | 19.1 | 2180 | 19.1 | | | 1732 | 19.2 | | | | | | | 1865 | 19.6 | 2500 | 19.7 | | | 18490 | 18.6 | 913 | 18.6 | 8950 | 19.2 |
| -13 | 1319 | 19.4 | 1990 | 19.6 | 2000 | 19.1 | 2180 | 19.1 | | | 1732 | 19.2 | | | | | | | 1865 | 19.6 | 2500 | 19.7 | | | 18490 | 18.6 | 916 | 18.6 | 9120 | 19.2 |
| -14 | 1432 | 19.4 | 1930 | 19.6 | 2000 | 19.1 | 2180 | 19.1 | | | 1728 | 19.2 | | | | | | | 1860 | 19.6 | 2510 | 19.6 | | | 18490 | 18.6 | 980 | 18.7 | 9370 | 19.2 |
| -15 | 1433 | 19.4 | 2010 | 19.6 | 2000 | 19.1 | 2180 | 19.1 | | | 1729 | 19.2 | | | | | | | 1860 | 19.6 | 2500 | 19.6 | | | 18490 | 18.6 | 1173 | 18.7 | 9580 | 19.1 |
| -16 | 1421 | 19.4 | 2250 | 19.6 | 2000 | 19.1 | 2180 | 19.1 | | | 1760 | 19.1 | | | | | | | 2020 | 19.6 | 2510 | 19.6 | | | 18380 | 18.6 | 1570 | 18.7 | 9910 | 19.1 |
| -17 | 1428 | 19.4 | | | 2000 | 19.1 | 2180 | 19.1 | | | 1763 | 19.1 | | | | | | | 2170 | 19.6 | 2500 | 19.6 | | | 18490 | 18.6 | 1920 | 18.7 | 10160 | 19.1 |
| -18 | 1428 | 19.4 | | | 2000 | 19.1 | 2180 | 19.1 | | | 1786 | 19.1 | | | | | | | 2270 | 19.6 | 2510 | 19.5 | | | 18690 | 18.6 | 2160 | 18.6 | 10630 | 19.0 |
| -19 | 1432 | 19.4 | | | 2000 | 19.1 | 2180 | 19.1 | | | 1815 | 19.1 | | | | | | | 2400 | 19.6 | 2510 | 19.5 | | | 18710 | 18.6 | 2160 | 18.6 | 11080 | 18.9 |
| -20 | 1438 | 19.4 | | | 2020 | 19.1 | 2180 | 19.1 | | | 1670 | 19.1 | | | | | | | | | 2510 | 19.5 | | | 18720 | 18.6 | 2180 | 18.6 | 11710 | 18.9 |
| -21 | 1489 | 19.4 | | | 2020 | 19.1 | 2180 | 19.1 | | | | | | | | | | | | | 2500 | 19.5 | | | 18710 | 18.6 | 2690 | 18.6 | 12540 | 18.9 |
| -22 | 1495 | 19.4 | | | 2020 | 19.1 | 2180 | 19.1 | | | | | | | | | | | | | 2500 | 19.5 | | | 19200 | 18.6 | 4300 | 18.6 | 13370 | 18.9 |
| -23 | 1507 | 19.4 | | | 2040 | 19.1 | 2150 | 19.1 | | | | | | | | | | | | | | | | | 20400 | 18.6 | 5570 | 18.6 | 14110 | 18.8 |
| -24 | 1559 | 19.4 | | | 2060 | 19.1 | 2228 | 19.1 | | | | | | | | | | | | | | | | | 20800 | 18.6 | 7060 | 18.6 | 14730 | 18.8 |
| -25 | 1613 | 19.3 | | | 2070 | 19.1 | 2556 | 19.0 | | | | | | | | | | | | | | | | | 22700 | 18.6 | 7470 | 18.6 | 15340 | 18.8 |
| -26 | 1720 | 19.3 | | | 2080 | 19.1 | 2810 | 19.0 | | | | | | | | | | | | | | | | | 28100 | 18.6 | 7430 | 18.6 | 15350 | 18.7 |
| -27 | 7700 | 19.3 | | | 2090 | 19.1 | 3100 | 19.1 | | | | | | | | | | | | | | | | | 28700 | 18.6 | 7810 | 18.6 | 15350 | 18.7 |
| -28 | ### | 19.4 | | | 2100 | 19.1 | 3100 | 19.1 | | | | | | | | | | | | | | | | | 31300 | 18.6 | 10060 | 18.6 | 19350 | 18.7 |
| -29 | ### | 19.4 | | | 2090 | 19.1 | 3750 | 19.1 | | | | | | | | | | | | | | | | | 31700 | 18.6 | 11610 | 18.6 | 21400 | 18.7 |
| -30 | ### | 19.4 | | | 2030 | 19.1 | 3770 | 19.1 | | | | | | | | | | | | | | | | | 31700 | 18.6 | 13200 | 18.6 | 24100 | 18.7 |
| -31 | ### | 19.4 | | | 1930 | 19.1 | 3860 | 19.1 | | | | | | | | | | | | | | | | | 31900 | 18.6 | 15500 | 18.5 | 28200 | 18.7 |
| -32 | ### | 19.4 | | | | | 3920 | 19.1 | | | | | | | | | | | | | | | | | 31800 | 18.6 | 16700 | 18.5 | 28700 | 18.7 |
| -33 | ### | 19.4 | | | | | 3990 | 19.1 | | | | | | | | | | | | | | | | | 31600 | 18.6 | 22600 | 18.5 | 28900 | 18.7 |
| -34 | ### | 19.4 | | | | | 4060 | 19.1 | | | | | | | | | | | | | | | | | 35700 | 18.6 | 22600 | 18.5 | 30700 | 18.6 |
| -35 | ### | 19.4 | | | | | 4210 | 19.1 | | | | | | | | | | | | | | | | | 36400 | 18.6 | 23100 | 18.5 | 30800 | 18.6 |
| -36 | ### | 19.4 | | | | | | | | | | | | | | | | | | | | | | | 36900 | 18.6 | 22200 | 18.5 | 31900 | 18.6 |
| -37 | | | | | | | | | | | | | | | | | | | | | | | | | 41600 | 18.6 | 21600 | 18.5 | 30800 | 18.6 |
| -38 | | | | | | | | | | | | | | | | | | | | | | | | | 42100 | 18.6 | 22000 | 18.5 | 30600 | 18.6 |
| -39 | | | | | | | | | | | | | | | | | | | | | | | | | 42100 | 18.6 | 22100 | 18.5 | 30600 | 18.6 |
| -40 | | | | | | | | | | | | | | | | | | | | | | | | | 42100 | 18.6 | 22100 | 18.5 | 30600 | 18.6 |
| -41 | | | | | | | | | | | | | | | | | | | | | | | | | 42100 | 18.6 | 22100 | 18.5 | 30600 | 18.6 |
| -42 | | | | | | | | | | | | | | | | | | | | | | | | | 42200 | 18.6 | 22000 | 18.5 | 37500 | 18.7 |
| -43 | | | | | | | | | | | | | | | | | | | | | | | | | 41900 | 18.6 | 21500 | 18.5 | 38100 | 18.7 |
| -44 | | | | | | | | | | | | | | | | | | | | | | | | | | | 21000 | 18.5 | | |
| -45 | | | | | | | | | | | | | | | | | | | | | | | | | | | 21100 | 18.5 | | |
| -46 | | | | | | | | | | | | | | | | | | | | | | | | | | | 21500 | 18.5 | | |
| -47 | | | | | | | | | | | | | | | | | | | | | | | | | | | | | | |
| -48 | | | | | | | | | | | | | | | | | | | | | | | | | | | | | | |
| -49 | | | | | | | | | | | | | | | | | | | | | | | | | | | | | | |
| -50 | | | | | | | | | | | | | | | | | | | | | | | | | | | | | | |

## Registros efectuados de conductividad eléctrica y temperatura del agua subterránea en Noviembre de 1994

| | Cond | T | Cond | T | Cond | T | Cond | T | Cond | T | Cond | T | Cond | T | Cond | T | Cond | T | Cond | T | Cond | T | Cond | T | Cond | T | Cond | T | Cond | T |
|---|---|---|---|---|---|---|---|---|---|---|---|---|---|---|---|---|---|---|---|---|---|---|---|---|---|---|---|---|---|---|
| Cota (m | IGME 2 | IGME 2 | IGME 3 | IGME 3 | P1-3 | P1-3 | P1-5 | P1-5 | P1-6 | P1-6 | P2-1 | P2-1 | H6-12 | H6-12 | H6-14 | H6-14 | H6-16(P | H6-16(P) | H6-N16-3 | H6-N16- | H6-17-1 | H6-17-1 | H6-18-1 | H6-18-1 | H6-19-1 | H6-19-1 | SAICA- | SAICA- | SAICA- | SAICA- |
| 7 | | | | | | | | | | | | | | | | | | | | | | | | | | | | | | |
| 6 | | | | | | | | | | | | | | | | | | | | | | | | | | | | | | |
| 5 | | | | | | | | | | | | | | | | | | | | | | | | | | | | | | |
| 4 | | | | | | | | | | | | | | | | | | | | | | | | | | | | | | |
| 3 | | | | | | | | | | | | | | | | | | | | | | | | | | | | | | |
| 2 | | | | | | | | | | | 1224 | 20.7 | 1392 | 20.6 | | | | | | | | | | | | | | | | |
| 1 | 3270 | 22.6 | | | 6020 | 19.4 | | | | | 1265 | 20.4 | 1392 | 20.6 | | | | | | | 1682 | 18.7 | | | | | | | | |
| 0 | 3260 | 22.7 | | | 7600 | 18.9 | | | | | 1286 | 20.1 | 1394 | 20.6 | | | 2310 | 17.4 | | | 2280 | 19.1 | | | | | | | | |
| -1 | 3270 | 22.9 | | | 7990 | 18.6 | | | | | 1283 | 19.6 | 1394 | 20.6 | | | 3620 | 18.4 | | | 2280 | 19.1 | | | | | | | | |
| -2 | 3270 | 22.5 | | | 8010 | 18.5 | | | | | 1279 | 19.5 | 1394 | 20.6 | | | 3690 | 18.6 | | | 2280 | 19.1 | | | | | | | | |
| -3 | 3280 | 21.5 | | | 8010 | 18.5 | | | | | 1280 | 19.5 | 1399 | 20.6 | | | 3700 | 18.6 | | | 2280 | 19.1 | | | | | | | | |
| -4 | 3300 | 20.6 | | | 8010 | 18.5 | | | | | 1274 | 19.5 | 1400 | 20.6 | | | 3700 | 18.6 | | | 2280 | 19.1 | | | | | | | | |
| -5 | 3310 | 19.6 | | | 8010 | 18.5 | | | | | | | 1401 | 20.5 | | | | | | | 2280 | 19.1 | | | | | | | | |
| -6 | 3310 | 19.1 | | | 8010 | 18.5 | | | | | | | 1399 | 20.4 | | | | | | | 2280 | 19.1 | | | | | | | | |
| -7 | 3370 | 18.8 | | | 8010 | 18.5 | | | | | | | 1400 | 20.2 | | | | | | | 2310 | 19.0 | | | | | | | | |
| -8 | 3430 | 18.7 | | | 8010 | 18.5 | | | | | | | 1400 | 19.9 | | | | | | | 2950 | 18.9 | | | | | | | | |
| -9 | 3490 | 18.7 | | | 8010 | 18.5 | | | | | | | 1402 | 19.6 | | | | | | | 5090 | 18.9 | | | | | | | | |
| -10 | 3660 | 18.7 | | | 8010 | 18.5 | | | | | | | 1402 | 19.3 | | | | | | | | | | | | | | | | |
| -11 | 3950 | 18.8 | | | | | | | | | | | 1406 | 19.1 | | | | | | | | | | | | | | | | |
| -12 | 4330 | 18.8 | | | | | | | | | | | 1414 | 19.0 | | | | | | | | | | | | | | | | |
| -13 | 4660 | 18.9 | | | | | | | | | | | 1434 | 18.9 | | | | | | | | | | | | | | | | |
| -14 | 5140 | 18.9 | | | | | | | | | | | 1437 | 18.9 | | | | | | | | | | | | | | | | |
| -15 | 5680 | 18.8 | | | | | | | | | | | 1437 | 18.9 | | | | | | | | | | | | | | | | |
| -16 | 6330 | 18.8 | | | | | | | | | | | 1441 | 18.9 | | | | | | | | | | | | | | | | |
| -17 | 7000 | 18.7 | | | | | | | | | | | 1448 | 18.9 | | | | | | | | | | | | | | | | |
| -18 | 7650 | 18.7 | | | | | | | | | | | 1451 | 18.8 | | | | | | | | | | | | | | | | |
| -19 | 8400 | 18.6 | | | | | | | | | | | 1452 | 18.9 | | | | | | | | | | | | | | | | |
| -20 | 8950 | 18.6 | | | | | | | | | | | 1463 | 18.8 | | | | | | | | | | | | | | | | |
| -21 | 9740 | 18.6 | | | | | | | | | | | 1473 | 18.8 | | | | | | | | | | | | | | | | |
| -22 | 9960 | 18.6 | | | | | | | | | | | 1474 | 18.8 | | | | | | | | | | | | | | | | |
| -23 | 11850 | 18.6 | | | | | | | | | | | 1474 | 18.8 | | | | | | | | | | | | | | | | |
| -24 | 12050 | 18.6 | | | | | | | | | | | 1474 | 18.8 | | | | | | | | | | | | | | | | |
| -25 | 12440 | 18.6 | | | | | | | | | | | 1473 | 18.8 | | | | | | | | | | | | | | | | |
| -26 | 14550 | 18.6 | | | | | | | | | | | 1473 | 18.8 | | | | | | | | | | | | | | | | |
| -27 | 14550 | 18.6 | | | | | | | | | | | 1487 | 18.8 | | | | | | | | | | | | | | | | |
| -28 | 15140 | 18.6 | | | | | | | | | | | 1512 | 18.8 | | | | | | | | | | | | | | | | |
| -29 | 17490 | 18.6 | | | | | | | | | | | | | | | | | | | | | | | | | | | | |
| -30 | 21600 | 18.6 | | | | | | | | | | | | | | | | | | | | | | | | | | | | |
| -31 | 26000 | 18.6 | | | | | | | | | | | | | | | | | | | | | | | | | | | | |
| -32 | 26700 | 18.6 | | | | | | | | | | | | | | | | | | | | | | | | | | | | |
| -33 | 32600 | 18.6 | | | | | | | | | | | | | | | | | | | | | | | | | | | | |
| -34 | 33100 | 18.6 | | | | | | | | | | | | | | | | | | | | | | | | | | | | |
| -35 | 33200 | 18.6 | | | | | | | | | | | | | | | | | | | | | | | | | | | | |
| -36 | 33200 | 18.6 | | | | | | | | | | | | | | | | | | | | | | | | | | | | |
| -37 | 33200 | 18.6 | | | | | | | | | | | | | | | | | | | | | | | | | | | | |
| -38 | 38400 | 18.6 | | | | | | | | | | | | | | | | | | | | | | | | | | | | |
| -39 | 43400 | 18.6 | | | | | | | | | | | | | | | | | | | | | | | | | | | | |
| -40 | 43600 | 18.6 | | | | | | | | | | | | | | | | | | | | | | | | | | | | |
| -41 | 43600 | 18.6 | | | | | | | | | | | | | | | | | | | | | | | | | | | | |
| -42 | | | | | | | | | | | | | | | | | | | | | | | | | | | | | | |
| -43 | | | | | | | | | | | | | | | | | | | | | | | | | | | | | | |
| -44 | | | | | | | | | | | | | | | | | | | | | | | | | | | | | | |
| -45 | | | | | | | | | | | | | | | | | | | | | | | | | | | | | | |
| -46 | | | | | | | | | | | | | | | | | | | | | | | | | | | | | | |
| -47 | | | | | | | | | | | | | | | | | | | | | | | | | | | | | | |
| -48 | | | | | | | | | | | | | | | | | | | | | | | | | | | | | | |
| -49 | | | | | | | | | | | | | | | | | | | | | | | | | | | | | | |
| -50 | | | | | | | | | | | | | | | | | | | | | | | | | | | | | | |

## Registros efectuados de conductividad eléctrica y temperatura del agua subterránea en Diciembre de 1994

| 29.12.94 | Cond | T | Cond | T | Cond | T | Cond | T | Cond | T | Cond | T | Cond | T | Cond | T | Cond | T | Cond | T | Cond | T | Cond | T | Cond | T | Cond | T | Cond | T |
|---|---|---|---|---|---|---|---|---|---|---|---|---|---|---|---|---|---|---|---|---|---|---|---|---|---|---|---|---|---|---|
| Cota (m) | S-6 | S-6 | S-7 | S-7 | S-8 | S-8 | S-9 | S-9 | S-10BIS | S-10BIS | S-15 | S-15 | S-16 | S-16 | S-16BIS | S-16BIS | S-18BIS | S-18BIS | S-21 | S-21 | S-23BIS | S-23BIS | S-151BI | S-151BI | S-152 | S-152 | S-153 | S-153 | IGME 1 | IGME 1 |
| 7 | | | | | | | | | | | | | | | | | | | | | | | | | | | | | | |
| 6 | | | | | | | | | | | | | | | | | | | | | | | | | | | | | | |
| 5 | | | | | | | | | | | | | | | | | | | | | | | | | | | | | | |
| 4 | | | | | | | | | | | | | | | | | | | | | | | | | | | | | | |
| 3 | | | | | | | | | | | | | | | | | | | | | | | | | | | | | | |
| 2 | | | | | | | | | | | | | | | | | | | | | | | | | | | | | | |
| 1 | | | | | | | 2250 | 19.2 | | | | | | | | | | | | | | | | | | | 1095 | 18.2 | 8470 | 20.2 |
| 0 | | | 1733 | 19.6 | 2050 | 19.1 | 2220 | 19.0 | 3110 | 20.4 | 1596 | 18.1 | | | 3330 | 18.4 | | | 1846 | 18.6 | | | | | 18380 | 18.6 | 1083 | 19.4 | 8480 | 20.6 |
| -1 | | | 1729 | 19.6 | 2090 | 19.1 | 2230 | 19.0 | 3140 | 20.6 | 1598 | 19.2 | | | 3340 | 19.6 | | | 1839 | 19.8 | 2440 | 20.2 | | | 18380 | 18.6 | 1083 | 20.3 | 8470 | 20.6 |
| -2 | | | 1729 | 19.6 | 2110 | 19.1 | 2230 | 19.0 | 3180 | 20.6 | 1599 | 19.5 | | | 3340 | 20.2 | | | 1843 | 20.0 | 2440 | 20.6 | | | 18370 | 18.6 | 1086 | 20.7 | 8460 | 20.5 |
| -3 | | | 1738 | 19.6 | 2110 | 19.1 | 2220 | 19.0 | 2960 | 20.6 | 1598 | 19.4 | | | 3340 | 20.5 | | | 1840 | 19.9 | 2440 | 20.8 | | | 18370 | 18.6 | 1086 | 20.8 | 8480 | 20.4 |
| -4 | | | 1832 | 19.6 | 2110 | 19.1 | 2220 | 19.0 | 2730 | 20.4 | 1599 | 19.2 | | | | | | | 1841 | 19.7 | 2510 | 20.7 | | | 18370 | 18.6 | 1083 | 20.6 | 8480 | 20.2 |
| -5 | | | 1732 | 19.6 | 2110 | 19.1 | 2220 | 19.0 | 2660 | 20.3 | 1599 | 19.2 | | | | | | | 1840 | 19.6 | 2620 | 20.6 | | | 18370 | 18.6 | 1083 | 20.2 | 8480 | 20.0 |
| -6 | | | 1738 | 19.6 | 2110 | 19.1 | 2220 | 19.0 | 2640 | 20.2 | 1598 | 19.2 | | | | | | | 1840 | 19.6 | 2650 | 20.4 | | | 18370 | 18.6 | 1083 | 19.7 | 8490 | 19.7 |
| -7 | | | 1746 | 19.6 | 2100 | 19.1 | 2220 | 19.0 | 2620 | 19.9 | 1598 | 19.2 | | | | | | | 1840 | 19.6 | 2310 | 20.2 | | | 18370 | 18.6 | 1085 | 19.4 | 8530 | 19.5 |
| -8 | | | 1735 | 19.6 | 2100 | 19.1 | 2220 | 19.0 | | | 1598 | 19.2 | | | | | | | 1843 | 19.6 | 2260 | 20.0 | | | 18450 | 18.6 | 1100 | 19.1 | 8550 | 19.4 |
| -9 | | | 1735 | 19.6 | 2100 | 19.1 | 2220 | 19.0 | | | 1598 | 19.2 | | | | | | | 1846 | 19.6 | 2230 | 19.9 | | | 18480 | 18.6 | 1358 | 18.9 | 8620 | 19.3 |
| -10 | | | 1769 | 19.6 | 2100 | 19.1 | 2220 | 19.0 | | | 1596 | 19.2 | | | | | | | 1847 | 19.6 | 2340 | 19.8 | | | 18480 | 18.6 | 1699 | 18.7 | 8710 | 19.2 |
| -11 | | | 1769 | 19.6 | 2100 | 19.1 | 2220 | 19.0 | | | 1597 | 19.2 | | | | | | | 1846 | 19.6 | 2460 | 19.7 | | | 18480 | 18.6 | 1710 | 18.7 | 8800 | 19.2 |
| -12 | | | 1749 | 19.6 | 2090 | 19.1 | 2220 | 19.0 | | | 1600 | 19.2 | | | | | | | 1836 | 19.6 | 2460 | 19.7 | | | 18480 | 18.6 | 1925 | 18.7 | 8950 | 19.2 |
| -13 | | | 1717 | 19.6 | 2090 | 19.1 | 2230 | 19.0 | | | 1600 | 19.2 | | | | | | | 1837 | 19.6 | 2460 | 19.6 | | | 18290 | 18.6 | 2040 | 18.7 | 9130 | 19.2 |
| -14 | | | 1650 | 19.6 | 2090 | 19.1 | 2220 | 19.0 | | | 1601 | 19.2 | | | | | | | 1837 | 19.6 | 2460 | 19.6 | | | 18370 | 18.6 | 2040 | 18.7 | 9390 | 19.1 |
| -15 | | | 1758 | 19.6 | 2090 | 19.1 | 2220 | 19.0 | | | 1601 | 19.2 | | | | | | | 1846 | 19.6 | 2460 | 19.6 | | | 18310 | 18.6 | 2040 | 18.7 | 9630 | 19.1 |
| -16 | | | 1969 | 19.6 | 2090 | 19.1 | 2220 | 19.0 | | | 1583 | 19.1 | | | | | | | 1996 | 19.6 | 2470 | 19.6 | | | 18310 | 18.6 | 2040 | 18.7 | 9880 | 18.7 |
| -17 | | | | | 2090 | 19.1 | 2210 | 19.0 | | | 1583 | 19.1 | | | | | | | 2160 | 19.6 | 2470 | 19.6 | | | 18310 | 18.6 | 2040 | 18.7 | 10210 | 18.7 |
| -18 | | | | | 2090 | 19.1 | 2210 | 19.0 | | | 1624 | 19.1 | | | | | | | 2220 | 19.6 | 2480 | 19.5 | | | 18480 | 18.6 | 2040 | 18.7 | 10690 | 18.7 |
| -19 | | | | | 2090 | 19.1 | 2210 | 19.0 | | | 1705 | 19.1 | | | | | | | 2370 | 19.6 | 2460 | 19.5 | | | 18680 | 18.6 | 2040 | 18.6 | 11140 | 18.7 |
| -20 | | | | | 2110 | 19.1 | 2200 | 19.0 | | | 1630 | 19.1 | | | | | | | | | 2450 | 19.5 | | | 18480 | 18.6 | 2170 | 18.6 | 11800 | 18.7 |
| -21 | | | | | 2120 | 19.1 | 2170 | 19.0 | | | | | | | | | | | | | 2440 | 19.5 | | | 18590 | 18.6 | 2900 | 18.6 | 12500 | 18.7 |
| -22 | | | | | 2120 | 19.1 | 2220 | 19.0 | | | | | | | | | | | | | | | | | 18970 | 18.6 | 3990 | 18.6 | 13280 | 18.7 |
| -23 | | | | | 2150 | 19.1 | 2200 | 19.0 | | | | | | | | | | | | | | | | | 20400 | 18.6 | 4810 | 18.6 | 13910 | 18.7 |
| -24 | | | | | 2170 | 19.1 | 2270 | 19.0 | | | | | | | | | | | | | | | | | 20700 | 18.6 | 5280 | 18.6 | 14460 | 18.7 |
| -25 | | | | | 2190 | 19.1 | 2380 | 19.0 | | | | | | | | | | | | | | | | | 22200 | 18.6 | 5810 | 18.6 | 15110 | 18.7 |
| -26 | | | | | 2200 | 19.1 | 2790 | 19.0 | | | | | | | | | | | | | | | | | 26800 | 18.6 | 6500 | 18.6 | 15620 | 18.7 |
| -27 | | | | | 2210 | 19.1 | 3220 | 19.0 | | | | | | | | | | | | | | | | | 27300 | 18.6 | 8600 | 18.6 | 15680 | 18.7 |
| -28 | | | | | 2210 | 19.1 | 3210 | 19.0 | | | | | | | | | | | | | | | | | 28500 | 18.6 | 9600 | 18.6 | 18210 | 18.7 |
| -29 | | | | | 2200 | 19.1 | 4460 | 19.0 | | | | | | | | | | | | | | | | | 30200 | 18.6 | 11300 | 18.5 | 19950 | 18.7 |
| -30 | | | | | 2190 | 19.1 | 4620 | 19.0 | | | | | | | | | | | | | | | | | 30300 | 18.6 | 12990 | 18.5 | 21900 | 18.7 |
| -31 | | | | | 2150 | 19.1 | 4820 | 19.1 | | | | | | | | | | | | | | | | | 30300 | 18.6 | 14800 | 18.5 | 24200 | 18.7 |
| -32 | | | | | | | 5040 | 19.1 | | | | | | | | | | | | | | | | | 30400 | 18.6 | 19400 | 18.5 | 24700 | 18.7 |
| -33 | | | | | | | 5190 | 19.1 | | | | | | | | | | | | | | | | | 30700 | 18.6 | 21800 | 18.5 | 24700 | 18.7 |
| -34 | | | | | | | 5310 | 19.1 | | | | | | | | | | | | | | | | | 34900 | 18.6 | 21900 | 18.5 | 24700 | 18.7 |
| -35 | | | | | | | 5850 | 19.1 | | | | | | | | | | | | | | | | | 35300 | 18.6 | 21200 | 18.5 | 32700 | 18.7 |
| -36 | | | | | | | | | | | | | | | | | | | | | | | | | 35900 | 18.6 | 20900 | 18.5 | 34000 | 18.7 |
| -37 | | | | | | | | | | | | | | | | | | | | | | | | | 41200 | 18.6 | 20700 | 18.5 | 34000 | 18.7 |
| -38 | | | | | | | | | | | | | | | | | | | | | | | | | 42000 | 18.6 | 20700 | 18.5 | 34000 | 18.7 |
| -39 | | | | | | | | | | | | | | | | | | | | | | | | | 42000 | 18.6 | 20700 | 18.5 | 34000 | 18.7 |
| -40 | | | | | | | | | | | | | | | | | | | | | | | | | 42000 | 18.6 | 20800 | 18.6 | 33900 | 18.7 |
| -41 | | | | | | | | | | | | | | | | | | | | | | | | | 42100 | 18.6 | 20900 | 18.6 | 33900 | 18.7 |
| -42 | | | | | | | | | | | | | | | | | | | | | | | | | 42100 | 18.6 | 20600 | 18.6 | 33900 | 18.7 |
| -43 | | | | | | | | | | | | | | | | | | | | | | | | | 42100 | 18.6 | 19800 | 18.6 | 33900 | 18.7 |
| -44 | | | | | | | | | | | | | | | | | | | | | | | | | 42100 | 18.6 | 19600 | 18.6 | | |
| -45 | | | | | | | | | | | | | | | | | | | | | | | | | | | 20900 | 18.6 | | |
| -46 | | | | | | | | | | | | | | | | | | | | | | | | | | | 39400 | 18.6 | | |
| -47 | | | | | | | | | | | | | | | | | | | | | | | | | | | | | | |
| -48 | | | | | | | | | | | | | | | | | | | | | | | | | | | | | | |
| -49 | | | | | | | | | | | | | | | | | | | | | | | | | | | | | | |
| -50 | | | | | | | | | | | | | | | | | | | | | | | | | | | | | | |

## Registros efectuados de conductividad eléctrica y temperatura del agua subterránea en Diciembre de 1994

| | Cond | T | Cond | T | Cond | T | Cond | T | Cond | T | Cond | T | Cond | T | Cond | T | Cond | T | Cond | T | Cond | T | Cond | T | Cond | T | Cond | T | Cond | T |
|---|---|---|---|---|---|---|---|---|---|---|---|---|---|---|---|---|---|---|---|---|---|---|---|---|---|---|---|---|---|---|
| Cota (m | IGME 2 | IGME 2 | IGME 3 | IGME 3 | P1-3 | P1-3 | P1-5 | P1-5 | P1-6 | P1-6 | P2-1 | P2-1 | H6-12 | H6-12 | H6-14 | H6-14 | H6-16(P | H6-16(P) | H6-N16-3 | H6-N16- | H6-17-1 | H6-17-1 | H6-18-1 | H6-18-1 | H6-19-1 | H6-19-1 | SAICA- | SAICA- | SAICA- | SAICA- |
| 7 | | | | | | | | | | | | | | | | | | | | | | | | | | | | | | |
| 6 | | | | | | | | | | | | | | | | | | | | | | | | | | | | | | |
| 5 | | | | | | | | | | | | | | | | | | | | | | | | | | | | | | |
| 4 | | | | | | | | | | | | | | | | | | | | | | | | | | | | | | |
| 3 | | | | | | | | | | | | | | | | | | | | | | | | | | | | | | |
| 2 | | | | | | | | | | | 1153 | 19.5 | 1276 | 20.3 | | | | | | | | | | | | | | | | |
| 1 | 3280 | 20.9 | | | 2350 | 18.9 | | | | | 1153 | 19.6 | 1274 | 20.5 | | | | | | | | | | | | | | | | |
| 0 | 3260 | 21.7 | | | 2340 | 18.9 | | | | | 1153 | 19.6 | 1274 | 20.5 | | | 1941 | 18.0 | | | 1655 | 19.0 | | | | | | | | |
| -1 | 3260 | 21.8 | | | 2330 | 18.9 | | | | | 1149 | 19.7 | 1273 | 20.5 | | | 1940 | 17.9 | | | 1696 | 19.1 | | | | | | | | |
| -2 | 3260 | 21.8 | | | 2350 | 18.9 | | | | | 1145 | 19.6 | 1279 | 20.6 | | | 1941 | 17.9 | | | 1698 | 19.1 | | | | | | | | |
| -3 | 3280 | 21.5 | | | 7540 | 18.5 | | | | | 1154 | 19.6 | 1350 | 19.5 | | | 1940 | 17.9 | | | 1702 | 19.1 | | | | | | | | |
| -4 | 3280 | 21.3 | | | 7570 | 18.5 | | | | | 1167 | 19.6 | 1369 | 19.2 | | | 1942 | 17.8 | | | 1704 | 19.2 | | | | | | | | |
| -5 | 3330 | 20.3 | | | 7570 | 18.5 | | | | | | | 1371 | 19.1 | | | | | | | 1704 | 19.2 | | | | | | | | |
| -6 | 3370 | 19.6 | | | 7570 | 18.5 | | | | | | | 1376 | 19.0 | | | | | | | 1705 | 19.2 | | | | | | | | |
| -7 | 3400 | 19.2 | | | 7570 | 18.5 | | | | | | | 1379 | 18.9 | | | | | | | 1890 | 19.4 | | | | | | | | |
| -8 | 3490 | 18.9 | | | 7570 | 18.5 | | | | | | | 1382 | 18.9 | | | | | | | 2100 | 19.5 | | | | | | | | |
| -9 | 3630 | 18.8 | | | 7570 | 18.5 | | | | | | | 1382 | 18.9 | | | | | | | 2070 | 19.6 | | | | | | | | |
| -10 | 3830 | 18.8 | | | 7570 | 18.5 | | | | | | | 1382 | 18.9 | | | | | | | | | | | | | | | | |
| -11 | 4020 | 18.8 | | | | | | | | | | | 1382 | 18.9 | | | | | | | | | | | | | | | | |
| -12 | 4360 | 18.8 | | | | | | | | | | | 1386 | 18.9 | | | | | | | | | | | | | | | | |
| -13 | 4740 | 18.8 | | | | | | | | | | | 1390 | 18.9 | | | | | | | | | | | | | | | | |
| -14 | 5160 | 18.8 | | | | | | | | | | | 1393 | 18.9 | | | | | | | | | | | | | | | | |
| -15 | 5710 | 18.8 | | | | | | | | | | | 1393 | 18.9 | | | | | | | | | | | | | | | | |
| -16 | 6300 | 18.8 | | | | | | | | | | | 1403 | 18.8 | | | | | | | | | | | | | | | | |
| -17 | 6880 | 18.7 | | | | | | | | | | | 1417 | 18.8 | | | | | | | | | | | | | | | | |
| -18 | 7580 | 18.7 | | | | | | | | | | | 1418 | 18.8 | | | | | | | | | | | | | | | | |
| -19 | 8310 | 18.7 | | | | | | | | | | | 1418 | 18.8 | | | | | | | | | | | | | | | | |
| -20 | 8910 | 18.6 | | | | | | | | | | | 1419 | 18.8 | | | | | | | | | | | | | | | | |
| -21 | 9560 | 18.6 | | | | | | | | | | | 1423 | 18.8 | | | | | | | | | | | | | | | | |
| -22 | 10440 | 18.6 | | | | | | | | | | | 1424 | 18.8 | | | | | | | | | | | | | | | | |
| -23 | 11140 | 18.6 | | | | | | | | | | | 1428 | 18.8 | | | | | | | | | | | | | | | | |
| -24 | 11580 | 18.6 | | | | | | | | | | | 1435 | 18.8 | | | | | | | | | | | | | | | | |
| -25 | 13070 | 18.6 | | | | | | | | | | | 1453 | 18.8 | | | | | | | | | | | | | | | | |
| -26 | 13260 | 18.6 | | | | | | | | | | | 1464 | 18.8 | | | | | | | | | | | | | | | | |
| -27 | 13260 | 18.6 | | | | | | | | | | | | | | | | | | | | | | | | | | | | |
| -28 | 13340 | 18.6 | | | | | | | | | | | | | | | | | | | | | | | | | | | | |
| -29 | 19600 | 18.6 | | | | | | | | | | | | | | | | | | | | | | | | | | | | |
| -30 | 22900 | 18.6 | | | | | | | | | | | | | | | | | | | | | | | | | | | | |
| -31 | 24500 | 18.6 | | | | | | | | | | | | | | | | | | | | | | | | | | | | |
| -32 | 25800 | 18.6 | | | | | | | | | | | | | | | | | | | | | | | | | | | | |
| -33 | 31100 | 18.6 | | | | | | | | | | | | | | | | | | | | | | | | | | | | |
| -34 | 32300 | 18.6 | | | | | | | | | | | | | | | | | | | | | | | | | | | | |
| -35 | 32700 | 18.6 | | | | | | | | | | | | | | | | | | | | | | | | | | | | |
| -36 | 32900 | 18.6 | | | | | | | | | | | | | | | | | | | | | | | | | | | | |
| -37 | 33200 | 18.6 | | | | | | | | | | | | | | | | | | | | | | | | | | | | |
| -38 | 33100 | 18.6 | | | | | | | | | | | | | | | | | | | | | | | | | | | | |
| -39 | 33100 | 18.6 | | | | | | | | | | | | | | | | | | | | | | | | | | | | |
| -40 | 42600 | 18.6 | | | | | | | | | | | | | | | | | | | | | | | | | | | | |
| -41 | 43000 | 18.6 | | | | | | | | | | | | | | | | | | | | | | | | | | | | |
| -42 | | | | | | | | | | | | | | | | | | | | | | | | | | | | | | |
| -43 | | | | | | | | | | | | | | | | | | | | | | | | | | | | | | |
| -44 | | | | | | | | | | | | | | | | | | | | | | | | | | | | | | |
| -45 | | | | | | | | | | | | | | | | | | | | | | | | | | | | | | |
| -46 | | | | | | | | | | | | | | | | | | | | | | | | | | | | | | |
| -47 | | | | | | | | | | | | | | | | | | | | | | | | | | | | | | |
| -48 | | | | | | | | | | | | | | | | | | | | | | | | | | | | | | |
| -49 | | | | | | | | | | | | | | | | | | | | | | | | | | | | | | |
| -50 | | | | | | | | | | | | | | | | | | | | | | | | | | | | | | |

## Registros efectuados de conductividad eléctrica y temperatura del agua subterránea en Enero de 1995

| 29.01.95 | Cond | T | Cond | T | Cond | T | Cond | T | Cond | T | Cond | T | Cond | T | Cond | T | Cond | T | Cond | T | Cond | T | Cond | T | Cond | T | Cond | T | Cond | T |
|---|---|---|---|---|---|---|---|---|---|---|---|---|---|---|---|---|---|---|---|---|---|---|---|---|---|---|---|---|---|---|
| Cota (m) | S-6 | S-6 | S-7 | S-7 | S-8 | S-8 | S-9 | S-9 | S-10BIS | S-10BIS | S-15 | S-15 | S-16 | S-16 | S-16BIS | S-16BIS | S-18BIS | S-18BIS | S-21 | S-21 | S-23BIS | S-23BIS | S-151BI | S-151BI | S-152 | S-152 | S-153 | S-153 | IGME 1 | IGME 1 |
| 7 | | | | | | | | | | | | | | | | | | | | | | | | | | | | | | |
| 6 | | | | | | | | | | | | | | | | | | | | | | | | | | | | | | |
| 5 | | | | | | | | | | | | | | | | | | | | | | | | | | | | | | |
| 4 | | | | | | | | | | | | | | | | | | | | | | | | | | | | | | |
| 3 | | | | | | | | | | | | | | | | | | | | | | | | | | | | | | |
| 2 | | | | | | | | | | | | | | | | | | | | | | | | | | | | | | |
| 1 | | | | | | | 2350 | 19.1 | | | | | | | | | | | | | | | | | | | 1245 | 18.0 | 8590 | 19.7 |
| 0 | | | 1612 | 19.5 | 2160 | 19.0 | 2350 | 19.1 | 4220 | 19.9 | 1560 | 17.3 | | | 3170 | 17.6 | | | 1843 | 17.2 | | | | | 18530 | 18.7 | 1216 | 18.2 | 8530 | 20.2 |
| -1 | | | 1632 | 19.6 | 2150 | 19.1 | 2340 | 19.0 | 4240 | 19.7 | 1570 | 18.6 | | | 3160 | 18.0 | | | 1843 | 17.9 | 2160 | 19.5 | | | 18590 | 18.6 | 1214 | 18.9 | 8550 | 20.2 |
| -2 | | | 1655 | 19.6 | 2150 | 19.1 | 2340 | 19.0 | 4270 | 19.8 | 1560 | 19.6 | | | 3160 | 19.1 | | | 1844 | 18.6 | 2130 | 19.9 | | | 18590 | 18.6 | 1211 | 19.5 | 8540 | 20.2 |
| -3 | | | 1689 | 19.6 | 2150 | 19.1 | 2340 | 19.0 | 4070 | 19.9 | 1560 | 19.6 | | | 3150 | 19.7 | | | 1844 | 19.4 | 2130 | 20.3 | | | 18590 | 18.6 | 1213 | 18.9 | 8540 | 20.2 |
| -4 | | | 1680 | 19.6 | 2150 | 19.1 | 2340 | 19.0 | 3920 | 19.9 | 1560 | 19.4 | | | | | | | 1842 | 19.7 | 2130 | 20.4 | | | 18650 | 18.6 | 1486 | 20.2 | 8530 | 20.2 |
| -5 | | | 1690 | 19.6 | 2150 | 19.1 | 2340 | 19.0 | 3930 | 19.9 | 1560 | 19.3 | | | | | | | 1841 | 19.7 | 2280 | 20.5 | | | 18650 | 18.6 | 1607 | 20.0 | 8550 | 19.9 |
| -6 | | | 1689 | 19.6 | 2150 | 19.1 | 2320 | 19.0 | 3950 | 19.9 | 1560 | 19.2 | | | | | | | 1839 | 19.7 | 2420 | 20.3 | | | 18650 | 18.6 | 1807 | 19.7 | 8550 | 19.8 |
| -7 | | | 1689 | 19.6 | 2150 | 19.1 | 2310 | 19.0 | 3940 | 19.9 | 1560 | 19.2 | | | | | | | 1839 | 19.7 | 2280 | 20.3 | | | 18650 | 18.6 | 1893 | 19.4 | 8580 | 19.6 |
| -8 | | | 1669 | 19.6 | 2150 | 19.1 | 2310 | 19.0 | | | 1560 | 19.2 | | | | | | | 1839 | 19.7 | 2260 | 20.1 | | | 18650 | 18.6 | 1976 | 19.1 | 8590 | 19.5 |
| -9 | | | 1677 | 19.6 | 2150 | 19.1 | 2310 | 19.0 | | | 1560 | 19.2 | | | | | | | 1845 | 19.6 | 2250 | 19.9 | | | 18650 | 18.6 | 2030 | 18.9 | 8670 | 19.3 |
| -10 | | | 1675 | 19.6 | 2150 | 19.1 | 2310 | 19.0 | | | 1560 | 19.2 | | | | | | | 1848 | 19.6 | 2350 | 19.9 | | | 18650 | 18.6 | 2040 | 18.9 | 8750 | 19.2 |
| -11 | | | 1669 | 19.6 | 2150 | 19.1 | 2310 | 19.0 | | | 1560 | 19.1 | | | | | | | 1852 | 19.6 | 2520 | 19.7 | | | 18650 | 18.6 | 2050 | 18.7 | 8830 | 19.2 |
| -12 | | | 1658 | 19.6 | 2150 | 19.1 | 2310 | 19.0 | | | 1560 | 19.1 | | | | | | | 1836 | 19.6 | 2520 | 19.7 | | | 18590 | 18.6 | 2060 | 18.7 | 8960 | 19.2 |
| -13 | | | 1641 | 19.6 | 2150 | 19.1 | 2310 | 19.0 | | | 1560 | 19.1 | | | | | | | 1837 | 19.6 | 2520 | 19.6 | | | 18590 | 18.6 | 2140 | 18.7 | 9130 | 19.2 |
| -14 | | | 1607 | 19.6 | 2150 | 19.1 | 2310 | 19.0 | | | 1560 | 19.1 | | | | | | | 1839 | 19.6 | 2520 | 19.6 | | | 18700 | 18.6 | 2400 | 18.7 | 9380 | 19.1 |
| -15 | | | | | 2150 | 19.1 | 2280 | 19.0 | | | 1560 | 19.1 | | | | | | | 1846 | 19.6 | 2520 | 19.6 | | | 18700 | 18.6 | 2540 | 18.7 | 9600 | 19.1 |
| -16 | | | | | 2150 | 19.1 | 2280 | 19.0 | | | 1570 | 19.1 | | | | | | | 1994 | 19.6 | 2520 | 19.6 | | | 18700 | 18.6 | 2560 | 18.7 | 9880 | 19.1 |
| -17 | | | | | 2150 | 19.1 | 2280 | 19.0 | | | 1530 | 19.1 | | | | | | | 2300 | 19.6 | 2540 | 19.6 | | | 18590 | 18.6 | 2560 | 18.7 | 10210 | 19.0 |
| -18 | | | | | 2120 | 19.1 | 2270 | 19.0 | | | 1580 | 19.1 | | | | | | | 2300 | 19.6 | 2550 | 19.5 | | | 17760 | 18.6 | 2560 | 18.6 | 10600 | 19.0 |
| -19 | | | | | 2160 | 19.1 | 2260 | 19.0 | | | 1670 | 19.1 | | | | | | | 2430 | 19.6 | 2540 | 19.5 | | | 18500 | 18.6 | 2560 | 18.6 | 11040 | 19.0 |
| -20 | | | | | 2160 | 19.1 | 2250 | 19.0 | | | 1650 | 19.1 | | | | | | | | | 2520 | 19.5 | | | 18650 | 18.6 | 2560 | 18.6 | 11570 | 18.9 |
| -21 | | | | | 2160 | 19.1 | 2260 | 19.0 | | | | | | | | | | | | | 2520 | 19.5 | | | 18650 | 18.6 | 2800 | 18.6 | 12240 | 18.9 |
| -22 | | | | | 2150 | 19.1 | 2270 | 19.0 | | | | | | | | | | | | | 2530 | 19.4 | | | 18270 | 18.6 | 4040 | 18.6 | 13080 | 18.9 |
| -23 | | | | | 2180 | 19.1 | 2290 | 19.0 | | | | | | | | | | | | | | | | | 20500 | 18.6 | 4660 | 18.6 | 13610 | 18.9 |
| -24 | | | | | 2220 | 19.1 | 2310 | 19.0 | | | | | | | | | | | | | | | | | 20600 | 18.6 | 5150 | 18.6 | 14270 | 18.9 |
| -25 | | | | | 2230 | 19.1 | 2450 | 19.0 | | | | | | | | | | | | | | | | | 22200 | 18.6 | 6140 | 18.6 | 14860 | 18.8 |
| -26 | | | | | 2250 | 19.1 | 2710 | 18.9 | | | | | | | | | | | | | | | | | 27200 | 18.6 | 6660 | 18.6 | 15350 | 18.8 |
| -27 | | | | | 2250 | 19.1 | 3180 | 18.9 | | | | | | | | | | | | | | | | | 27500 | 18.6 | 7360 | 18.6 | 15780 | 18.7 |
| -28 | | | | | 2280 | 19.1 | 3290 | 18.9 | | | | | | | | | | | | | | | | | 29300 | 18.6 | 8350 | 18.6 | 18040 | 18.7 |
| -29 | | | | | 2260 | 19.1 | 4630 | 19.0 | | | | | | | | | | | | | | | | | 30400 | 18.6 | 10900 | 18.5 | 19290 | 18.7 |
| -30 | | | | | 2220 | 19.1 | 4990 | 19.0 | | | | | | | | | | | | | | | | | 30800 | 18.6 | 11830 | 18.5 | 20600 | 18.7 |
| -31 | | | | | 2030 | 19.1 | 5300 | 19.0 | | | | | | | | | | | | | | | | | 30600 | 18.6 | 11900 | 18.5 | 22800 | 18.7 |
| -32 | | | | | | | 5490 | 19.0 | | | | | | | | | | | | | | | | | 30800 | 18.6 | 17450 | 18.5 | 22800 | 18.7 |
| -33 | | | | | | | 5720 | 19.1 | | | | | | | | | | | | | | | | | 30600 | 18.6 | 21600 | 18.5 | 23500 | 18.7 |
| -34 | | | | | | | 5850 | 19.1 | | | | | | | | | | | | | | | | | 35400 | 18.6 | 23800 | 18.5 | 30700 | 18.7 |
| -35 | | | | | | | 6210 | 19.1 | | | | | | | | | | | | | | | | | 35700 | 18.6 | 21400 | 18.5 | 33800 | 18.7 |
| -36 | | | | | | | | | | | | | | | | | | | | | | | | | 36600 | 18.6 | 21400 | 18.5 | 34000 | 18.7 |
| -37 | | | | | | | | | | | | | | | | | | | | | | | | | 41500 | 18.6 | 21400 | 18.5 | 34000 | 18.7 |
| -38 | | | | | | | | | | | | | | | | | | | | | | | | | 42100 | 18.6 | 20700 | 18.5 | 33900 | 18.7 |
| -39 | | | | | | | | | | | | | | | | | | | | | | | | | 42100 | 18.6 | 21100 | 18.5 | 33800 | 18.7 |
| -40 | | | | | | | | | | | | | | | | | | | | | | | | | 42100 | 18.6 | 21300 | 18.5 | 33800 | 18.6 |
| -41 | | | | | | | | | | | | | | | | | | | | | | | | | 42100 | 18.6 | 20700 | 18.5 | 33900 | 18.6 |
| -42 | | | | | | | | | | | | | | | | | | | | | | | | | 42200 | 18.6 | 20200 | 18.5 | 33900 | 18.6 |
| -43 | | | | | | | | | | | | | | | | | | | | | | | | | 42100 | 18.6 | 20400 | 18.5 | 35200 | 18.7 |
| -44 | | | | | | | | | | | | | | | | | | | | | | | | | 42000 | 18.6 | 28800 | 18.5 | | |
| -45 | | | | | | | | | | | | | | | | | | | | | | | | | | | 40100 | 18.6 | | |
| -46 | | | | | | | | | | | | | | | | | | | | | | | | | | | 42300 | 18.6 | | |
| -47 | | | | | | | | | | | | | | | | | | | | | | | | | | | | | | |
| -48 | | | | | | | | | | | | | | | | | | | | | | | | | | | | | | |
| -49 | | | | | | | | | | | | | | | | | | | | | | | | | | | | | | |
| -50 | | | | | | | | | | | | | | | | | | | | | | | | | | | | | | |

## Registros efectuados de conductividad eléctrica y temperatura del agua subterránea en Enero de 1995

| | Cond | T | Cond | T | Cond | T | Cond | T | Cond | T | Cond | T | Cond | T | Cond | T | Cond | T | Cond | T | Cond | T | Cond | T | Cond | T | Cond | T | Cond | T |
|---|---|---|---|---|---|---|---|---|---|---|---|---|---|---|---|---|---|---|---|---|---|---|---|---|---|---|---|---|---|---|
| Cota (m | IGME 2 | IGME 2 | IGME 3 | IGME 3 | P1-3 | P1-3 | P1-5 | P1-5 | P1-6 | P1-6 | P2-1 | P2-1 | H6-12 | H6-12 | H6-14 | H6-14 | H6-16(P | H6-16(P) | H6-N16-3 | H6-N16- | H6-17-1 | H6-17-1 | H6-18-1 | H6-18-1 | H6-19-1 | H6-19-1 | SAICA- | SAICA- | SAICA- | SAICA- |
| 7 | | | | | | | | | | | | | | | | | | | | | | | | | | | | | | |
| 6 | | | | | | | | | | | | | | | | | | | | | | | | | | | | | | |
| 5 | | | | | | | | | | | | | | | | | | | | | | | | | | | | | | |
| 4 | | | | | | | | | | | | | | | | | | | | | | | | | | | | | | |
| 3 | | | | | | | | | | | | | | | | | | | | | | | | | | | | | | |
| 2 | | | | | | | | | | | 1084 | 16.7 | 1170 | 20.2 | | | | | | | | | | | | | | | | |
| 1 | 3290 | 20.6 | | | 2350 | 19.0 | | | | | 1084 | 16.7 | 1170 | 20.2 | | | | | 1493 | 16.9 | | | 2660 | 15.6 | | | | | | |
| 0 | 3280 | 20.6 | | | 2470 | 18.9 | | | | | 1084 | 17.9 | 1204 | 20.2 | | | 1641 | 18.4 | 1493 | 16.9 | 1680 | 20.2 | 4850 | 17.2 | | | | | | |
| -1 | 3280 | 20.8 | | | 2350 | 18.9 | | | | | 1092 | 18.8 | 1315 | 20.2 | | | 1641 | 18.4 | 3800 | 17.3 | 1685 | 19.8 | 6780 | 18.5 | | | | | | |
| -2 | 3270 | 20.9 | | | 2370 | 18.9 | | | | | 1104 | 19.3 | 1326 | 20.2 | | | 1641 | 18.4 | 4700 | 18.3 | 1685 | 19.7 | 7600 | 18.9 | | | | | | |
| -3 | 3280 | 20.9 | | | 7420 | 18.5 | | | | | 1106 | 19.4 | 1357 | 20.1 | | | 1641 | 18.4 | | | 1687 | 19.7 | 8600 | 19.1 | | | | | | |
| -4 | 3300 | 20.8 | | | 7440 | 18.5 | | | | | 1136 | 19.6 | 1360 | 20.1 | | | 1641 | 18.4 | | | 1693 | 19.7 | 9050 | 19.1 | | | | | | |
| -5 | 3320 | 20.4 | | | 7440 | 18.5 | | | | | | | 1360 | 20.1 | | | | | | | 1864 | 19.9 | 9150 | 19.1 | | | | | | |
| -6 | 3360 | 19.9 | | | 7440 | 18.5 | | | | | | | 1360 | 20.1 | | | | | | | 1905 | 19.9 | | | | | | | | |
| -7 | 3400 | 19.6 | | | 7440 | 18.5 | | | | | | | 1360 | 20.1 | | | | | | | 1926 | 19.8 | | | | | | | | |
| -8 | 3480 | 19.2 | | | 7440 | 18.5 | | | | | | | 1363 | 20.0 | | | | | | | 1973 | 19.8 | | | | | | | | |
| -9 | 3590 | 19.0 | | | 7440 | 18.5 | | | | | | | 1363 | 20.0 | | | | | | | 2000 | 19.8 | | | | | | | | |
| -10 | 3750 | 18.9 | | | 7440 | 18.5 | | | | | | | 1364 | 19.9 | | | | | | | | | | | | | | | | |
| -11 | 3960 | 18.8 | | | | | | | | | | | 1362 | 19.9 | | | | | | | | | | | | | | | | |
| -12 | 4230 | 18.8 | | | | | | | | | | | 1362 | 19.9 | | | | | | | | | | | | | | | | |
| -13 | 4650 | 18.8 | | | | | | | | | | | 1362 | 19.9 | | | | | | | | | | | | | | | | |
| -14 | 4970 | 18.8 | | | | | | | | | | | 1362 | 19.8 | | | | | | | | | | | | | | | | |
| -15 | 5490 | 18.8 | | | | | | | | | | | 1364 | 19.7 | | | | | | | | | | | | | | | | |
| -16 | 6140 | 18.7 | | | | | | | | | | | 1365 | 19.7 | | | | | | | | | | | | | | | | |
| -17 | 6740 | 18.7 | | | | | | | | | | | 1368 | 19.6 | | | | | | | | | | | | | | | | |
| -18 | 7390 | 18.7 | | | | | | | | | | | 1368 | 19.6 | | | | | | | | | | | | | | | | |
| -19 | 8030 | 18.7 | | | | | | | | | | | 1365 | 19.6 | | | | | | | | | | | | | | | | |
| -20 | 8670 | 18.6 | | | | | | | | | | | 1367 | 19.5 | | | | | | | | | | | | | | | | |
| -21 | 9410 | 18.6 | | | | | | | | | | | 1366 | 19.4 | | | | | | | | | | | | | | | | |
| -22 | 10060 | 18.6 | | | | | | | | | | | 1363 | 19.4 | | | | | | | | | | | | | | | | |
| -23 | 10800 | 18.6 | | | | | | | | | | | 1367 | 19.3 | | | | | | | | | | | | | | | | |
| -24 | 11270 | 18.6 | | | | | | | | | | | 1369 | 19.2 | | | | | | | | | | | | | | | | |
| -25 | 13220 | 18.6 | | | | | | | | | | | 1365 | 19.2 | | | | | | | | | | | | | | | | |
| -26 | 13260 | 18.6 | | | | | | | | | | | 1366 | 19.1 | | | | | | | | | | | | | | | | |
| -27 | 13270 | 18.6 | | | | | | | | | | | 1383 | 19.0 | | | | | | | | | | | | | | | | |
| -28 | 13470 | 18.6 | | | | | | | | | | | | | | | | | | | | | | | | | | | | |
| -29 | 18300 | 18.6 | | | | | | | | | | | | | | | | | | | | | | | | | | | | |
| -30 | 22400 | 18.6 | | | | | | | | | | | | | | | | | | | | | | | | | | | | |
| -31 | 23700 | 18.6 | | | | | | | | | | | | | | | | | | | | | | | | | | | | |
| -32 | 24800 | 18.6 | | | | | | | | | | | | | | | | | | | | | | | | | | | | |
| -33 | 30100 | 18.6 | | | | | | | | | | | | | | | | | | | | | | | | | | | | |
| -34 | 31000 | 18.6 | | | | | | | | | | | | | | | | | | | | | | | | | | | | |
| -35 | 31900 | 18.6 | | | | | | | | | | | | | | | | | | | | | | | | | | | | |
| -36 | 32800 | 18.6 | | | | | | | | | | | | | | | | | | | | | | | | | | | | |
| -37 | 33400 | 18.6 | | | | | | | | | | | | | | | | | | | | | | | | | | | | |
| -38 | 33400 | 18.6 | | | | | | | | | | | | | | | | | | | | | | | | | | | | |
| -39 | 33400 | 18.6 | | | | | | | | | | | | | | | | | | | | | | | | | | | | |
| -40 | 42700 | 18.6 | | | | | | | | | | | | | | | | | | | | | | | | | | | | |
| -41 | 42700 | 18.6 | | | | | | | | | | | | | | | | | | | | | | | | | | | | |
| -42 | | | | | | | | | | | | | | | | | | | | | | | | | | | | | | |
| -43 | | | | | | | | | | | | | | | | | | | | | | | | | | | | | | |
| -44 | | | | | | | | | | | | | | | | | | | | | | | | | | | | | | |
| -45 | | | | | | | | | | | | | | | | | | | | | | | | | | | | | | |
| -46 | | | | | | | | | | | | | | | | | | | | | | | | | | | | | | |
| -47 | | | | | | | | | | | | | | | | | | | | | | | | | | | | | | |
| -48 | | | | | | | | | | | | | | | | | | | | | | | | | | | | | | |
| -49 | | | | | | | | | | | | | | | | | | | | | | | | | | | | | | |
| -50 | | | | | | | | | | | | | | | | | | | | | | | | | | | | | | |

## Registros efectuados de conductividad eléctrica y temperatura del agua subterránea en Febrero de 1995

| 25.02.95 | Cond | T | Cond | T | Cond | T | Cond | T | Cond | T | Cond | T | Cond | T | Cond | T | Cond | T | Cond | T | Cond | T | Cond | T | Cond | T | Cond | T | Cond | T |
|---|---|---|---|---|---|---|---|---|---|---|---|---|---|---|---|---|---|---|---|---|---|---|---|---|---|---|---|---|---|---|
| Cota (m) | S-6 | S-6 | S-7 | S-7 | S-8 | S-8 | S-9 | S-9 | S-10BIS | S-10BIS | S-15 | S-15 | S-16 | S-16 | S-16BIS | S-16BIS | S-18BIS | S-18BIS | S-21 | S-21 | S-23BIS | S-23BIS | S-151BI | S-151BI | S-152 | S-152 | S-153 | S-153 | IGME 1 | IGME 1 |
| 7 | | | | | | | | | | | | | | | | | | | | | | | | | | | | | | |
| 6 | | | | | | | | | | | | | | | | | | | | | | | | | | | | | | |
| 5 | | | | | | | | | | | | | | | | | | | | | | | | | | | | | | |
| 4 | | | | | | | | | | | | | | | | | | | | | | | | | | | | | | |
| 3 | | | | | | | | | | | | | | | | | | | | | | | | | | | | | | |
| 2 | | | | | | | | | | | | | | | | | | | | | | | | | | | | | | |
| 1 | | | | | | | | | | | | | | | | | | | | | | | | | | | | | | |
| 0 | | | 1630 | 19.0 | 2220 | 18.7 | 2350 | 18.9 | 4780 | 18.5 | 1520 | 17.2 | | | 1746 | 16.0 | | | 1840 | 17.0 | | | | | 12980 | 19.6 | 1357 | 18.4 | 8550 | 20.1 |
| -1 | | | 1630 | 19.6 | 2220 | 19.1 | 2350 | 18.9 | 4790 | 18.6 | 1509 | 18.5 | | | 1681 | 16.5 | | | 1826 | 17.2 | 2100 | 18.9 | | | 13110 | 19.2 | 1340 | 18.9 | 8560 | 20.0 |
| -2 | | | 1640 | 19.6 | 2220 | 19.1 | 2350 | 18.9 | 4680 | 18.9 | 1511 | 19.5 | | | 1634 | 17.4 | | | 1835 | 18.2 | 2100 | 19.2 | | | 13120 | 19.0 | 1335 | 19.3 | 8560 | 20.0 |
| -3 | | | 1640 | 19.6 | 2220 | 19.1 | 2360 | 18.9 | 4610 | 19.1 | 1509 | 19.8 | | | 1601 | 18.0 | | | 1835 | 18.7 | 2100 | 19.7 | | | 13230 | 18.9 | 1335 | 19.5 | 8550 | 20.1 |
| -4 | | | 1640 | 19.6 | 2220 | 19.1 | 2350 | 18.9 | 4620 | 19.2 | 1510 | 19.9 | | | | | | | 1835 | 19.6 | 2110 | 20.0 | | | 13240 | 18.8 | 1336 | 19.7 | 8550 | 20.0 |
| -5 | | | 1660 | 19.6 | 2220 | 19.1 | 2360 | 18.9 | 4620 | 19.2 | 1513 | 19.6 | | | | | | | 1833 | 19.8 | 2140 | 20.2 | | | 13290 | 18.7 | 1565 | 19.8 | 8570 | 19.9 |
| -6 | | | 1630 | 19.6 | 2220 | 19.1 | 2360 | 19.0 | 4620 | 19.2 | 1509 | 19.5 | | | | | | | 1838 | 19.7 | 2300 | 20.3 | | | 13350 | 18.7 | 1735 | 19.6 | 8570 | 19.9 |
| -7 | | | 1640 | 19.6 | 2210 | 19.1 | 2350 | 19.0 | 4620 | 19.2 | 1511 | 19.4 | | | | | | | 1835 | 19.7 | 2250 | 20.2 | | | 13360 | 18.7 | 1845 | 19.5 | 8570 | 19.7 |
| -8 | | | 1640 | 19.6 | 2210 | 19.1 | 2340 | 19.0 | | | 1511 | 19.3 | | | | | | | 1835 | 19.7 | 2230 | 20.1 | | | 13460 | 18.7 | 1939 | 19.2 | 8570 | 19.5 |
| -9 | | | 1640 | 19.6 | 2210 | 19.1 | 2330 | 19.0 | | | 1513 | 19.2 | | | | | | | 1835 | 19.7 | 2240 | 20.0 | | | 13590 | 18.7 | 2010 | 19.1 | 8570 | 19.4 |
| -10 | | | 1650 | 19.6 | 2220 | 19.1 | 2330 | 19.0 | | | 1511 | 19.2 | | | | | | | 1835 | 19.7 | 2460 | 19.9 | | | 13650 | 18.7 | 2050 | 18.9 | 8710 | 19.3 |
| -11 | | | 1630 | 19.6 | 2220 | 19.1 | 2310 | 19.0 | | | 1512 | 19.2 | | | | | | | 1848 | 19.7 | 2560 | 19.8 | | | 13660 | 18.7 | 2070 | 18.8 | 8800 | 19.2 |
| -12 | | | 1620 | 19.6 | 2220 | 19.1 | 2310 | 19.0 | | | 1512 | 19.2 | | | | | | | 1846 | 19.6 | 2560 | 19.7 | | | 13710 | 18.7 | 2090 | 18.7 | 8920 | 19.2 |
| -13 | | | 1610 | 19.6 | 2210 | 19.1 | 2310 | 19.0 | | | 1513 | 19.2 | | | | | | | 1834 | 19.6 | 2560 | 19.7 | | | 13750 | 18.7 | 2110 | 18.7 | 9070 | 19.1 |
| -14 | | | 1570 | 19.6 | 2200 | 19.1 | 2320 | 19.0 | | | 1514 | 19.1 | | | | | | | 1834 | 19.6 | 2560 | 19.7 | | | 13660 | 18.7 | 2100 | 18.7 | 9250 | 19.1 |
| -15 | | | 1570 | 19.6 | 2109 | 19.1 | 2310 | 19.0 | | | 1517 | 19.1 | | | | | | | 1852 | 19.6 | 2570 | 19.6 | | | 13750 | 18.7 | 2100 | 18.7 | 9490 | 19.1 |
| -16 | | | | | 2109 | 19.1 | 2300 | 19.0 | | | 1532 | 19.1 | | | | | | | 2170 | 19.6 | 2590 | 19.6 | | | 13780 | 18.7 | 2090 | 18.7 | 9720 | 19.1 |
| -17 | | | | | 2109 | 19.1 | 2300 | 19.0 | | | 1521 | 19.1 | | | | | | | 2300 | 19.6 | 2610 | 19.6 | | | 13830 | 18.7 | 2100 | 18.6 | 10040 | 19.0 |
| -18 | | | | | 2109 | 19.1 | 2300 | 19.0 | | | 1569 | 19.1 | | | | | | | | | 2610 | 19.6 | | | 13880 | 18.7 | 2100 | 18.6 | 10400 | 19.0 |
| -19 | | | | | 2109 | 19.1 | 2300 | 19.0 | | | 1685 | 19.1 | | | | | | | | | 2610 | 19.5 | | | 13940 | 18.7 | 2090 | 18.6 | 10840 | 18.9 |
| -20 | | | | | 2220 | 19.1 | 2300 | 19.0 | | | 1722 | 19.1 | | | | | | | | | 2600 | 19.5 | | | 13990 | 18.7 | 2090 | 18.6 | 11300 | 18.9 |
| -21 | | | | | 2220 | 19.1 | 2280 | 19.0 | | | | | | | | | | | | | 2600 | 19.5 | | | 14060 | 18.7 | 2200 | 18.6 | 11920 | 18.9 |
| -22 | | | | | 2220 | 19.1 | 2310 | 19.0 | | | | | | | | | | | | | 2610 | 19.4 | | | 14140 | 18.7 | 2200 | 18.6 | 12700 | 18.9 |
| -23 | | | | | 2220 | 19.1 | 2340 | 19.0 | | | | | | | | | | | | | | | | | 14250 | 18.7 | 4190 | 18.6 | 13420 | 18.9 |
| -24 | | | | | 2220 | 19.1 | 2360 | 18.9 | | | | | | | | | | | | | | | | | 14320 | 18.7 | 4190 | 18.6 | 13870 | 18.9 |
| -25 | | | | | 2280 | 19.1 | 2350 | 18.9 | | | | | | | | | | | | | | | | | 14330 | 18.7 | 4200 | 18.6 | 14520 | 18.8 |
| -26 | | | | | 2290 | 19.1 | 2420 | 18.9 | | | | | | | | | | | | | | | | | 14320 | 18.7 | 6030 | 18.6 | 15120 | 18.8 |
| -27 | | | | | 2310 | 19.1 | 2820 | 18.9 | | | | | | | | | | | | | | | | | 14220 | 18.7 | 7890 | 18.6 | 15450 | 18.8 |
| -28 | | | | | 2320 | 19.1 | 3280 | 18.9 | | | | | | | | | | | | | | | | | 14120 | 18.7 | 8560 | 18.6 | 16900 | 18.7 |
| -29 | | | | | 2330 | 19.1 | 5100 | 18.9 | | | | | | | | | | | | | | | | | 14100 | 18.6 | 9460 | 18.6 | 19130 | 18.7 |
| -30 | | | | | 2310 | 19.1 | 5130 | 19.0 | | | | | | | | | | | | | | | | | 14070 | 18.6 | 9870 | 18.6 | 20200 | 18.7 |
| -31 | | | | | | | 5630 | 19.0 | | | | | | | | | | | | | | | | | 14020 | 18.6 | 9720 | 18.6 | 21400 | 18.7 |
| -32 | | | | | | | 5780 | 19.0 | | | | | | | | | | | | | | | | | 14020 | 18.6 | 10290 | 18.6 | 24800 | 18.7 |
| -33 | | | | | | | 5950 | 19.0 | | | | | | | | | | | | | | | | | 13960 | 18.6 | 11420 | 18.6 | 31500 | 18.7 |
| -34 | | | | | | | 6010 | 19.0 | | | | | | | | | | | | | | | | | 13870 | 18.6 | 13190 | 18.5 | 31500 | 18.7 |
| -35 | | | | | | | 6290 | 19.1 | | | | | | | | | | | | | | | | | 13830 | 18.6 | 16290 | 18.5 | 32500 | 18.7 |
| -36 | | | | | | | | | | | | | | | | | | | | | | | | | 15080 | 18.6 | 20200 | 18.5 | 33100 | 18.6 |
| -37 | | | | | | | | | | | | | | | | | | | | | | | | | 25800 | 18.6 | 20700 | 18.5 | 33100 | 18.6 |
| -38 | | | | | | | | | | | | | | | | | | | | | | | | | 34300 | 18.6 | 22100 | 18.5 | 33800 | 18.6 |
| -39 | | | | | | | | | | | | | | | | | | | | | | | | | 35400 | 18.6 | 21900 | 18.5 | 35200 | 18.6 |
| -40 | | | | | | | | | | | | | | | | | | | | | | | | | 38700 | 18.6 | 22700 | 18.5 | 35800 | 18.7 |
| -41 | | | | | | | | | | | | | | | | | | | | | | | | | 40600 | 18.6 | 23900 | 18.5 | 36100 | 18.7 |
| -42 | | | | | | | | | | | | | | | | | | | | | | | | | 41500 | 18.6 | 39800 | 18.5 | 36500 | 18.7 |
| -43 | | | | | | | | | | | | | | | | | | | | | | | | | 42100 | 18.6 | 42200 | 18.5 | 36800 | 18.7 |
| -44 | | | | | | | | | | | | | | | | | | | | | | | | | 42100 | 18.6 | 42900 | 18.5 | | |
| -45 | | | | | | | | | | | | | | | | | | | | | | | | | | | 43300 | 18.6 | | |
| -46 | | | | | | | | | | | | | | | | | | | | | | | | | | | | | | |
| -47 | | | | | | | | | | | | | | | | | | | | | | | | | | | | | | |
| -48 | | | | | | | | | | | | | | | | | | | | | | | | | | | | | | |
| -49 | | | | | | | | | | | | | | | | | | | | | | | | | | | | | | |
| -50 | | | | | | | | | | | | | | | | | | | | | | | | | | | | | | |

## Registros efectuados de conductividad eléctrica y temperatura del agua subterránea en Febrero de 1995

| | Cond | T | Cond | T | Cond | T | Cond | T | Cond | T | Cond | T | Cond | T | Cond | T | Cond | T | Cond | T | Cond | T | Cond | T | Cond | T | Cond | T |
|---|---|---|---|---|---|---|---|---|---|---|---|---|---|---|---|---|---|---|---|---|---|---|---|---|---|---|---|---|
| Cota (m | IGME 2 | IGME 2 | IGME 3 | IGME 3 | P1-3 | P1-3 | P1-5 | P1-5 | P1-6 | P1-6 | P2-1 | P2-1 | H6-12 | H6-12 | H6-14 | H6-14 | H6-16(P | H6-16(P) | H6-N16-3 | H6-N16- | H6-17-1 | H6-17-1 | H6-18-1 | H6-18-1 | H6-19-1 | H6-19-1 | SAICA- | SAICA- | SAICA- | SAICA- |
| 7 | | | | | | | | | | | | | | | | | | | | | | | | | | | | | | |
| 6 | | | | | | | | | | | | | | | | | | | | | | | | | | | | | | |
| 5 | | | | | | | | | | | | | | | | | | | | | | | | | | | | | | |
| 4 | | | | | | | | | | | | | | | | | | | | | | | | | | | | | | |
| 3 | | | | | | | | | | | | | | | | | | | | | | | | | | | | | | |
| 2 | | | | | | | | | | | 1101 | 17.5 | | | | | | | | | | | | | | | | | | |
| 1 | | | | | | | | | | | 1095 | 17.6 | 1065 | 20.4 | | | | | | | | | | | | | | | | |
| 0 | 3300 | 20.2 | 11750 | 18.6 | 1728 | 18.7 | | | | | 1091 | 18.2 | 1074 | 20.2 | | | 1760 | 17.7 | 1480 | 16.5 | | | 4230 | 15.9 | | | | | | |
| -1 | 3300 | 20.2 | 11760 | 18.6 | 1747 | 18.9 | | | | | 1085 | 18.7 | 1297 | 20.2 | | | 1760 | 17.8 | 1480 | 16.6 | | | 5340 | 17.7 | | | | | | |
| -2 | 3300 | 20.4 | 11740 | 18.9 | 1740 | 18.9 | | | | | 1087 | 19.1 | 1320 | 20.1 | | | 1760 | 17.8 | 4200 | 17.6 | | | 6580 | 18.3 | | | | | | |
| -3 | 3300 | 20.5 | 11740 | 19.1 | 1753 | 18.9 | | | | | 1087 | 19.4 | 1321 | 20.1 | | | 1760 | 17.8 | | | | | 7090 | 18.5 | | | | | | |
| -4 | 3300 | 20.5 | 11760 | 19.3 | 7200 | 18.5 | | | | | 1087 | 19.5 | 1320 | 20.0 | | | 1760 | 17.8 | | | | | 7920 | 18.6 | | | | | | |
| -5 | 3320 | 20.3 | 11730 | 19.6 | 7200 | 18.5 | | | | | | | 1293 | 19.5 | | | | | | | | | 8400 | 18.6 | | | | | | |
| -6 | 3350 | 20.1 | 11740 | 19.7 | 7200 | 18.5 | | | | | | | 1285 | 19.3 | | | | | | | | | | | | | | | | |
| -7 | 3420 | 19.6 | 11730 | 19.8 | 7200 | 18.5 | | | | | | | 1288 | 19.3 | | | | | | | | | | | | | | | | |
| -8 | 3480 | 19.3 | 11810 | 19.6 | 7200 | 18.5 | | | | | | | 1282 | 19.2 | | | | | | | | | | | | | | | | |
| -9 | 3560 | 19.1 | 11810 | 19.5 | 7200 | 18.5 | | | | | | | 1284 | 19.1 | | | | | | | | | | | | | | | | |
| -10 | 3730 | 18.9 | 11830 | 19.4 | 7200 | 18.5 | | | | | | | 1283 | 19.1 | | | | | | | | | | | | | | | | |
| -11 | 3860 | 18.9 | 11880 | 19.3 | | | | | | | | | 1300 | 19.1 | | | | | | | | | | | | | | | | |
| -12 | 4120 | 18.8 | 11910 | 19.2 | | | | | | | | | 1305 | 19.0 | | | | | | | | | | | | | | | | |
| -13 | 4440 | 18.8 | 11950 | 19.2 | | | | | | | | | 1309 | 19.0 | | | | | | | | | | | | | | | | |
| -14 | 4760 | 18.8 | 11980 | 19.1 | | | | | | | | | 1309 | 19.0 | | | | | | | | | | | | | | | | |
| -15 | 5280 | 18.8 | 12020 | 19.1 | | | | | | | | | 1306 | 19.0 | | | | | | | | | | | | | | | | |
| -16 | 5890 | 18.7 | 12090 | 19.1 | | | | | | | | | 1308 | 19.0 | | | | | | | | | | | | | | | | |
| -17 | 6430 | 18.7 | 12170 | 19.0 | | | | | | | | | 1320 | 18.9 | | | | | | | | | | | | | | | | |
| -18 | 7030 | 18.7 | 12340 | 19.0 | | | | | | | | | 1353 | 18.9 | | | | | | | | | | | | | | | | |
| -19 | 7900 | 18.6 | 12550 | 18.9 | | | | | | | | | 1356 | 18.9 | | | | | | | | | | | | | | | | |
| -20 | 8350 | 18.6 | 12950 | 18.9 | | | | | | | | | 1359 | 18.9 | | | | | | | | | | | | | | | | |
| -21 | 8970 | 18.6 | 13600 | 18.9 | | | | | | | | | 1359 | 18.9 | | | | | | | | | | | | | | | | |
| -22 | 9730 | 18.6 | 14650 | 18.9 | | | | | | | | | 1363 | 18.9 | | | | | | | | | | | | | | | | |
| -23 | 10490 | 18.6 | 16580 | 18.8 | | | | | | | | | 1368 | 18.9 | | | | | | | | | | | | | | | | |
| -24 | 10490 | 18.6 | 19030 | 18.7 | | | | | | | | | 1371 | 18.9 | | | | | | | | | | | | | | | | |
| -25 | 13440 | 18.6 | 19070 | 18.7 | | | | | | | | | 1379 | 18.9 | | | | | | | | | | | | | | | | |
| -26 | 14610 | 18.6 | 19070 | 18.7 | | | | | | | | | 1390 | 18.9 | | | | | | | | | | | | | | | | |
| -27 | 15130 | 18.6 | 19110 | 18.6 | | | | | | | | | 1421 | 18.9 | | | | | | | | | | | | | | | | |
| -28 | 15520 | 18.6 | 19090 | 18.6 | | | | | | | | | | | | | | | | | | | | | | | | | | |
| -29 | 16510 | 18.6 | 19110 | 18.6 | | | | | | | | | | | | | | | | | | | | | | | | | | |
| -30 | 22000 | 18.6 | 32000 | 18.6 | | | | | | | | | | | | | | | | | | | | | | | | | | |
| -31 | 23100 | 18.6 | 31900 | 18.6 | | | | | | | | | | | | | | | | | | | | | | | | | | |
| -32 | 24800 | 18.6 | 31700 | 18.6 | | | | | | | | | | | | | | | | | | | | | | | | | | |
| -33 | 29400 | 18.6 | 31500 | 18.6 | | | | | | | | | | | | | | | | | | | | | | | | | | |
| -34 | 30500 | 18.6 | 31600 | 18.6 | | | | | | | | | | | | | | | | | | | | | | | | | | |
| -35 | 32300 | 18.6 | 31900 | 18.6 | | | | | | | | | | | | | | | | | | | | | | | | | | |
| -36 | 34200 | 18.6 | 31700 | 18.6 | | | | | | | | | | | | | | | | | | | | | | | | | | |
| -37 | 34700 | 18.6 | 31600 | 18.5 | | | | | | | | | | | | | | | | | | | | | | | | | | |
| -38 | 34700 | 18.6 | 32700 | 18.5 | | | | | | | | | | | | | | | | | | | | | | | | | | |
| -39 | 34700 | 18.6 | 34000 | 18.5 | | | | | | | | | | | | | | | | | | | | | | | | | | |
| -40 | 42700 | 18.6 | 35200 | 18.5 | | | | | | | | | | | | | | | | | | | | | | | | | | |
| -41 | 42800 | 18.6 | 35600 | 18.5 | | | | | | | | | | | | | | | | | | | | | | | | | | |
| -42 | | | 35700 | 18.5 | | | | | | | | | | | | | | | | | | | | | | | | | | |
| -43 | | | 35700 | 18.5 | | | | | | | | | | | | | | | | | | | | | | | | | | |
| -44 | | | 42700 | 18.5 | | | | | | | | | | | | | | | | | | | | | | | | | | |
| -45 | | | 43300 | 18.5 | | | | | | | | | | | | | | | | | | | | | | | | | | |
| -46 | | | 43300 | 18.5 | | | | | | | | | | | | | | | | | | | | | | | | | | |
| -47 | | | 43300 | 18.5 | | | | | | | | | | | | | | | | | | | | | | | | | | |
| -48 | | | 43300 | 18.5 | | | | | | | | | | | | | | | | | | | | | | | | | | |
| -49 | | | | | | | | | | | | | | | | | | | | | | | | | | | | | | |
| -50 | | | | | | | | | | | | | | | | | | | | | | | | | | | | | | |

## Registros efectuados de conductividad eléctrica y temperatura del agua subterránea en Marzo de 1995

| 23.03.95 | Cond | T | Cond | T | Cond | T | Cond | T | Cond | T | Cond | T | Cond | T | Cond | T | Cond | T | Cond | T | Cond | T | Cond | T | Cond | T | Cond | T | Cond | T |
|---|---|---|---|---|---|---|---|---|---|---|---|---|---|---|---|---|---|---|---|---|---|---|---|---|---|---|---|---|---|---|
| Cota (m) | S-6 | S-6 | S-7 | S-7 | S-8 | S-8 | S-9 | S-9 | S-10BIS | S-10BIS | S-15 | S-15 | S-16 | S-16 | S-16BIS | S-16BIS | S-18BIS | S-18BIS | S-21 | S-21 | S-23BIS | S-23BIS | S-151BI | S-151BI | S-152 | S-152 | S-153 | S-153 | IGME 1 | IGME 1 |
| 7 | | | | | | | | | | | | | | | | | | | | | | | | | | | | | | |
| 6 | | | | | | | | | | | | | | | | | | | | | | | | | | | | | | |
| 5 | | | | | | | | | | | | | | | | | | | | | | | | | | | | | | |
| 4 | | | | | | | | | | | | | | | | | | | | | | | | | | | | | | |
| 3 | | | | | | | | | | | | | | | | | | | | | | | | | | | | | | |
| 2 | | | | | | | | | | | | | | | | | | | | | | | | | | | | | | |
| 1 | | | | | | | | | | | | | | | | | | | | | | | | | | | | | | |
| 0 | | | | | 2280 | 18.3 | 2360 | 18.9 | 3370 | 18.3 | 1561 | 17.8 | | | 3200 | 17.0 | | | 1787 | 17.3 | 1938 | 18.9 | | | 13700 | 19.2 | 1517 | 18.6 | 8590 | 19.6 |
| -1 | | | | | 2190 | 19.0 | 2360 | 18.9 | 4580 | 18.3 | 1563 | 18.3 | | | 3190 | 17.1 | | | 1786 | 17.5 | 1918 | 19.1 | | | 13800 | 19.1 | 1498 | 18.4 | 8600 | 19.7 |
| -2 | | | 1652 | 17.2 | 2190 | 19.1 | 2370 | 18.9 | 4830 | 18.6 | 1560 | 19.1 | | | 3180 | 17.9 | | | 1787 | 18.1 | 1918 | 19.2 | | | 13900 | 19.0 | 1496 | 18.6 | 8590 | 19.8 |
| -3 | | | 1653 | 17.1 | 2210 | 19.1 | 2360 | 19.0 | 4810 | 18.7 | 1559 | 19.6 | | | 3180 | 18.5 | | | 1786 | 18.9 | 1915 | 19.6 | | | 13900 | 18.9 | 1495 | 19.1 | 8580 | 19.9 |
| -4 | | | 1653 | 17.1 | 2220 | 19.1 | 2350 | 19.0 | 4810 | 18.9 | 1557 | 19.7 | | | | | | | 1786 | 19.6 | 1912 | 19.9 | | | 13900 | 18.9 | 1496 | 19.3 | 8580 | 19.9 |
| -5 | | | | | 2220 | 19.1 | 2340 | 19.0 | 4810 | 18.9 | 1556 | 19.7 | | | | | | | 1786 | 19.8 | 1916 | 20.0 | | | 13900 | 18.9 | 1510 | 19.6 | 8580 | 19.9 |
| -6 | | | | | 2220 | 19.1 | 2350 | 19.0 | 4810 | 18.9 | 1559 | 19.6 | | | | | | | 1786 | 19.8 | 2220 | 20.2 | | | 14000 | 18.9 | 1822 | 19.6 | 8580 | 19.7 |
| -7 | | | | | 2220 | 19.1 | 2340 | 19.0 | 4810 | 18.9 | 1559 | 19.4 | | | | | | | 1786 | 19.8 | 2270 | 20.2 | | | 14000 | 18.9 | 1897 | 19.5 | 8590 | 19.6 |
| -8 | | | | | 2220 | 19.1 | 2330 | 19.0 | | | 1555 | 19.3 | | | | | | | 1789 | 19.7 | 2400 | 20.2 | | | 14300 | 18.9 | 1900 | 19.3 | 8630 | 19.5 |
| -9 | | | | | 2230 | 19.1 | 2330 | 19.0 | | | 1556 | 19.2 | | | | | | | 1789 | 19.7 | 2480 | 20.1 | | | 14300 | 18.9 | 1900 | 19.1 | 8680 | 19.4 |
| -10 | | | | | 2220 | 19.1 | 2320 | 19.0 | | | 1556 | 19.2 | | | | | | | 1787 | 19.7 | 2490 | 19.9 | | | 14300 | 18.9 | 1898 | 19.0 | 8730 | 19.3 |
| -11 | | | | | 2220 | 19.1 | 2310 | 19.0 | | | 1556 | 19.2 | | | | | | | 1787 | 19.7 | 2520 | 19.9 | | | 14300 | 18.9 | 1898 | 18.9 | 8830 | 19.2 |
| -12 | | | | | 2220 | 19.1 | 2320 | 19.0 | | | 1557 | 19.2 | | | | | | | 1789 | 19.6 | 2540 | 19.7 | | | 14400 | 18.9 | 1899 | 18.8 | 8920 | 19.2 |
| -13 | | | | | 2220 | 19.1 | 2320 | 19.0 | | | 1557 | 19.2 | | | | | | | 1789 | 19.6 | 2540 | 19.7 | | | 14600 | 18.9 | 1899 | 18.7 | 9080 | 19.2 |
| -14 | | | | | 2240 | 19.1 | 2310 | 19.0 | | | 1557 | 19.2 | | | | | | | 1800 | 19.6 | 2560 | 19.6 | | | 14600 | 18.9 | 1898 | 18.7 | 9230 | 19.1 |
| -15 | | | | | 2230 | 19.1 | 2310 | 19.0 | | | 1565 | 19.2 | | | | | | | 1825 | 19.6 | 2540 | 19.6 | | | 14700 | 18.9 | 1898 | 18.7 | 9490 | 19.1 |
| -16 | | | | | 2220 | 19.1 | 2280 | 19.0 | | | 1573 | 19.1 | | | | | | | 2010 | 19.6 | 2560 | 19.6 | | | 14800 | 18.9 | 1898 | 18.7 | 9760 | 19.1 |
| -17 | | | | | 2220 | 19.1 | 2280 | 19.0 | | | 1578 | 19.1 | | | | | | | 2170 | 19.6 | 2560 | 19.6 | | | 14850 | 18.9 | 1898 | 18.7 | 10040 | 19.0 |
| -18 | | | | | 2220 | 19.1 | 2280 | 19.0 | | | 1628 | 19.1 | | | | | | | 2250 | 19.6 | 2570 | 19.5 | | | 14960 | 18.9 | 1902 | 18.6 | 10450 | 19.0 |
| -19 | | | | | 2220 | 19.1 | 2280 | 19.0 | | | 1705 | 19.1 | | | | | | | | | 2580 | 19.5 | | | 15080 | 18.9 | 1900 | 18.6 | 10770 | 18.9 |
| -20 | | | | | 2220 | 19.1 | 2250 | 19.0 | | | 1745 | 19.1 | | | | | | | | | 2580 | 19.5 | | | 14180 | 18.9 | 1914 | 18.6 | 11300 | 18.9 |
| -21 | | | | | 2220 | 19.1 | 2250 | 19.0 | | | | | | | | | | | | | 2580 | 19.4 | | | 15400 | 18.9 | 1991 | 18.6 | 11320 | 18.9 |
| -22 | | | | | 2220 | 19.1 | 2280 | 19.0 | | | | | | | | | | | | | 2580 | 19.4 | | | 15510 | 18.9 | 2400 | 18.6 | 12630 | 18.9 |
| -23 | | | | | 2220 | 19.1 | 2310 | 19.0 | | | | | | | | | | | | | | | | | 15730 | 18.9 | 3540 | 18.6 | 13200 | 18.9 |
| -24 | | | | | 2220 | 19.1 | 2320 | 18.9 | | | | | | | | | | | | | | | | | 15960 | 18.9 | 3980 | 18.6 | 13790 | 18.9 |
| -25 | | | | | 2230 | 19.1 | 2300 | 18.9 | | | | | | | | | | | | | | | | | 16170 | 18.9 | 4070 | 18.6 | 14480 | 18.8 |
| -26 | | | | | 2250 | 19.1 | 2470 | 18.9 | | | | | | | | | | | | | | | | | 16430 | 18.9 | 4970 | 18.6 | 15100 | 18.8 |
| -27 | | | | | 2250 | 19.1 | 2960 | 18.9 | | | | | | | | | | | | | | | | | 16380 | 18.9 | 7870 | 18.6 | 15340 | 18.8 |
| -28 | | | | | 2250 | 19.1 | 3400 | 18.9 | | | | | | | | | | | | | | | | | 15800 | 18.9 | 9000 | 18.5 | 16500 | 18.7 |
| -29 | | | | | 2280 | 19.1 | 4360 | 18.9 | | | | | | | | | | | | | | | | | 15250 | 18.9 | 9880 | 18.5 | 19180 | 18.7 |
| -30 | | | | | 2290 | 19.1 | 4700 | 19.0 | | | | | | | | | | | | | | | | | 14100 | 18.9 | 10910 | 18.5 | 20600 | 18.7 |
| -31 | | | | | | | 5750 | 19.0 | | | | | | | | | | | | | | | | | 12900 | 18.9 | 12300 | 18.5 | 22000 | 18.7 |
| -32 | | | | | | | 6020 | 19.0 | | | | | | | | | | | | | | | | | 11930 | 18.9 | 15600 | 18.5 | 25300 | 18.7 |
| -33 | | | | | | | 6370 | 19.0 | | | | | | | | | | | | | | | | | 11230 | 18.9 | 19000 | 18.5 | 31000 | 18.7 |
| -34 | | | | | | | 6400 | 19.0 | | | | | | | | | | | | | | | | | 11010 | 18.9 | 21600 | 18.5 | 31600 | 18.7 |
| -35 | | | | | | | 6700 | 19.0 | | | | | | | | | | | | | | | | | 11580 | 18.9 | 21600 | 18.5 | 31800 | 18.7 |
| -36 | | | | | | | | | | | | | | | | | | | | | | | | | 13800 | 18.9 | 21400 | 18.5 | 33100 | 18.7 |
| -37 | | | | | | | | | | | | | | | | | | | | | | | | | 19250 | 18.8 | 21400 | 18.5 | 33500 | 18.7 |
| -38 | | | | | | | | | | | | | | | | | | | | | | | | | 31200 | 18.7 | 21400 | 18.5 | 33800 | 18.7 |
| -39 | | | | | | | | | | | | | | | | | | | | | | | | | 34200 | 18.7 | 21100 | 18.5 | 35700 | 18.7 |
| -40 | | | | | | | | | | | | | | | | | | | | | | | | | 39000 | 18.7 | 21000 | 18.5 | 35700 | 18.7 |
| -41 | | | | | | | | | | | | | | | | | | | | | | | | | 40900 | 18.6 | 32000 | 18.5 | 35700 | 18.7 |
| -42 | | | | | | | | | | | | | | | | | | | | | | | | | 41600 | 18.6 | 41000 | 18.5 | 35800 | 18.7 |
| -43 | | | | | | | | | | | | | | | | | | | | | | | | | 42000 | 18.6 | 42600 | 18.6 | 35800 | 18.7 |
| -44 | | | | | | | | | | | | | | | | | | | | | | | | | 42100 | 18.6 | 43000 | 18.6 | | |
| -45 | | | | | | | | | | | | | | | | | | | | | | | | | | | 43000 | 18.6 | | |
| -46 | | | | | | | | | | | | | | | | | | | | | | | | | | | | | | |
| -47 | | | | | | | | | | | | | | | | | | | | | | | | | | | | | | |
| -48 | | | | | | | | | | | | | | | | | | | | | | | | | | | | | | |
| -49 | | | | | | | | | | | | | | | | | | | | | | | | | | | | | | |
| -50 | | | | | | | | | | | | | | | | | | | | | | | | | | | | | | |

## Registros efectuados de conductividad eléctrica y temperatura del agua subterránea en Marzo de 1995

| | Cond | T | Cond | T | Cond | T | Cond | T | Cond | T | Cond | T | Cond | T | Cond | T | Cond | T | Cond | T | Cond | T | Cond | T | Cond | T | Cond | T | Cond | T | Cond | T |
|---|---|---|---|---|---|---|---|---|---|---|---|---|---|---|---|---|---|---|---|---|---|---|---|---|---|---|---|---|---|---|---|---|
| Cota (m | IGME 2 | IGME 2 | IGME 3 | IGME 3 | P1-3 | P1-3 | P1-5 | P1-5 | P1-6 | P1-6 | P2-1 | P2-1 | H6-12 | H6-12 | H6-14 | H6-14 | H6-16(P | H6-16(P) | H6-N16-3 | H6-N16- | H6-17-1 | H6-17-1 | H6-18-1 | H6-18-1 | H6-19-1 | H6-19-1 | SAICA- | SAICA- | SAICA- | SAICA- | | |
| 7 | | | | | | | | | | | | | | | | | | | | | | | | | | | | | | | | |
| 6 | | | | | | | | | | | | | | | | | | | | | | | | | | | | | | | | |
| 5 | | | | | | | | | | | | | | | | | | | | | | | | | | | | | | | | |
| 4 | | | | | | | | | | | | | | | | | | | | | | | | | | | | | | | | |
| 3 | | | | | | | | | | | | | | | | | | | | | | | | | | | | | | | | |
| 2 | | | | | | | | | | | | | | | | | | | | | | | | | | | | | | | | |
| 1 | | | | | | | | | | | 1110 | 18.2 | 1057 | 20.1 | | | | | | | | | 1132 | 16.4 | | | | | | | | |
| 0 | 3290 | 19.8 | 11700 | 18.9 | 1872 | 18.7 | | | | | 1110 | 18.4 | 1118 | 19.6 | | | | | | | | | 1459 | 16.4 | | | | | | | | |
| -1 | 3290 | 19.9 | 11710 | 18.9 | 1871 | 18.9 | | | | | 1110 | 18.8 | 1350 | 19.5 | | | 1704 | 18.2 | | | | | | | | | | | | | | |
| -2 | 3280 | 20.0 | 11690 | 19.1 | 1984 | 18.8 | | | | | 1110 | 19.1 | 1354 | 19.6 | | | 1706 | 18.2 | | | 1830 | 19.3 | 1497 | 16.1 | | | | | | | | |
| -3 | 3280 | 20.1 | 11710 | 19.3 | 7110 | 18.5 | | | | | 1112 | 19.3 | 1358 | 19.5 | | | 1702 | 18.2 | | | 1802 | 19.3 | 6780 | 17.6 | | | | | | | | |
| -4 | 3280 | 20.2 | 11700 | 19.4 | 7120 | 18.5 | | | | | 1111 | 19.4 | 1359 | 19.5 | | | 1706 | 18.2 | | | 1825 | 19.3 | 7970 | 18.1 | | | | | | | | |
| -5 | 3300 | 20.2 | 11680 | 19.6 | 7120 | 18.5 | | | | | | | 1360 | 19.5 | | | 1706 | 18.2 | | | 1830 | 19.3 | 7990 | 18.2 | | | | | | | | |
| -6 | 3340 | 19.9 | 11670 | 19.7 | 7120 | 18.5 | | | | | | | 1355 | 19.5 | | | | | | | 1853 | 19.3 | | | | | | | | | | |
| -7 | 3400 | 19.6 | 11670 | 19.7 | 7120 | 18.5 | | | | | | | 1355 | 19.4 | | | | | | | 1910 | 19.2 | | | | | | | | | | |
| -8 | 3480 | 19.3 | 11710 | 19.7 | 7120 | 18.5 | | | | | | | 1353 | 19.4 | | | | | | | 1929 | 19.3 | | | | | | | | | | |
| -9 | 3560 | 19.1 | 11760 | 19.6 | 7120 | 18.5 | | | | | | | 1351 | 19.3 | | | | | | | 1900 | 19.6 | | | | | | | | | | |
| -10 | 3700 | 19.0 | 11790 | 19.5 | 7120 | 18.5 | | | | | | | 1347 | 19.2 | | | | | | | | | | | | | | | | | | |
| -11 | 3840 | 18.9 | 11820 | 19.4 | | | | | | | | | 1349 | 19.1 | | | | | | | | | | | | | | | | | | |
| -12 | 4070 | 18.9 | 11850 | 19.3 | | | | | | | | | 1346 | 19.1 | | | | | | | | | | | | | | | | | | |
| -13 | 4400 | 18.6 | 11880 | 19.2 | | | | | | | | | 1339 | 19.1 | | | | | | | | | | | | | | | | | | |
| -14 | 4690 | 18.8 | 11940 | 19.1 | | | | | | | | | 1340 | 19.0 | | | | | | | | | | | | | | | | | | |
| -15 | 5170 | 18.8 | 12000 | 19.1 | | | | | | | | | 1334 | 19.0 | | | | | | | | | | | | | | | | | | |
| -16 | 5830 | 18.8 | 12040 | 19.1 | | | | | | | | | 1334 | 19.0 | | | | | | | | | | | | | | | | | | |
| -17 | 6340 | 18.7 | 12170 | 19.0 | | | | | | | | | 1335 | 18.9 | | | | | | | | | | | | | | | | | | |
| -18 | 6920 | 18.7 | 12270 | 19.0 | | | | | | | | | 1351 | 18.9 | | | | | | | | | | | | | | | | | | |
| -19 | 7630 | 18.7 | 12550 | 18.9 | | | | | | | | | 1351 | 18.9 | | | | | | | | | | | | | | | | | | |
| -20 | 8250 | 18.6 | 12950 | 18.9 | | | | | | | | | 1351 | 18.9 | | | | | | | | | | | | | | | | | | |
| -21 | 8980 | 18.6 | 13550 | 18.9 | | | | | | | | | 1348 | 18.9 | | | | | | | | | | | | | | | | | | |
| -22 | 9600 | 18.6 | 14640 | 18.8 | | | | | | | | | 1351 | 18.9 | | | | | | | | | | | | | | | | | | |
| -23 | 10390 | 18.6 | 16450 | 18.7 | | | | | | | | | 1352 | 18.9 | | | | | | | | | | | | | | | | | | |
| -24 | 11640 | 18.6 | 18150 | 18.7 | | | | | | | | | 1349 | 18.9 | | | | | | | | | | | | | | | | | | |
| -25 | 13110 | 18.6 | 18850 | 18.7 | | | | | | | | | 1351 | 18.9 | | | | | | | | | | | | | | | | | | |
| -26 | 14850 | 18.6 | 19000 | 18.6 | | | | | | | | | 1351 | 18.9 | | | | | | | | | | | | | | | | | | |
| -27 | 15960 | 18.6 | 19000 | 18.6 | | | | | | | | | 1380 | 18.9 | | | | | | | | | | | | | | | | | | |
| -28 | 15960 | 18.6 | 19110 | 18.6 | | | | | | | | | | | | | | | | | | | | | | | | | | | | |
| -29 | 16510 | 18.6 | 20200 | 18.6 | | | | | | | | | | | | | | | | | | | | | | | | | | | | |
| -30 | 19240 | 18.6 | 30500 | 18.6 | | | | | | | | | | | | | | | | | | | | | | | | | | | | |
| -31 | 23300 | 18.6 | 32100 | 18.6 | | | | | | | | | | | | | | | | | | | | | | | | | | | | |
| -32 | 25000 | 18.6 | 32600 | 18.6 | | | | | | | | | | | | | | | | | | | | | | | | | | | | |
| -33 | 28800 | 18.6 | 32700 | 18.6 | | | | | | | | | | | | | | | | | | | | | | | | | | | | |
| -34 | 29700 | 18.6 | 32700 | 18.6 | | | | | | | | | | | | | | | | | | | | | | | | | | | | |
| -35 | 32000 | 18.6 | 32700 | 18.6 | | | | | | | | | | | | | | | | | | | | | | | | | | | | |
| -36 | 34000 | 18.6 | 32800 | 18.6 | | | | | | | | | | | | | | | | | | | | | | | | | | | | |
| -37 | 34500 | 18.6 | 32800 | 18.6 | | | | | | | | | | | | | | | | | | | | | | | | | | | | |
| -38 | 34500 | 18.6 | 33000 | 18.6 | | | | | | | | | | | | | | | | | | | | | | | | | | | | |
| -39 | 34500 | 18.6 | 32800 | 18.6 | | | | | | | | | | | | | | | | | | | | | | | | | | | | |
| -40 | 42100 | 18.6 | 32900 | 18.6 | | | | | | | | | | | | | | | | | | | | | | | | | | | | |
| -41 | 42700 | 18.6 | 33000 | 18.6 | | | | | | | | | | | | | | | | | | | | | | | | | | | | |
| -42 | | | 33000 | 18.6 | | | | | | | | | | | | | | | | | | | | | | | | | | | | |
| -43 | | | 32900 | 18.6 | | | | | | | | | | | | | | | | | | | | | | | | | | | | |
| -44 | | | 32700 | 18.6 | | | | | | | | | | | | | | | | | | | | | | | | | | | | |
| -45 | | | 42800 | 18.5 | | | | | | | | | | | | | | | | | | | | | | | | | | | | |
| -46 | | | 43100 | 18.5 | | | | | | | | | | | | | | | | | | | | | | | | | | | | |
| -47 | | | 43100 | 18.5 | | | | | | | | | | | | | | | | | | | | | | | | | | | | |
| -48 | | | 43100 | 18.5 | | | | | | | | | | | | | | | | | | | | | | | | | | | | |
| -49 | | | | | | | | | | | | | | | | | | | | | | | | | | | | | | | | |
| -50 | | | | | | | | | | | | | | | | | | | | | | | | | | | | | | | | |

## Registros efectuados de conductividad eléctrica y temperatura del agua subterránea en Abril de 1995

| 29.04.95 | Cond | T | Cond | T | Cond | T | Cond | T | Cond | T | Cond | T | Cond | T | Cond | T | Cond | T | Cond | T | Cond | T | Cond | T | Cond | T | Cond | T | Cond | T |
|---|---|---|---|---|---|---|---|---|---|---|---|---|---|---|---|---|---|---|---|---|---|---|---|---|---|---|---|---|---|---|
| Cota (m) | S-6 | S-6 | S-7 | S-7 | S-8 | S-8 | S-9 | S-9 | S-10BIS | S-10BIS | S-15 | S-15 | S-16 | S-16 | S-16BIS | S-16BIS | S-18BIS | S-18BIS | S-21 | S-21 | S-23BIS | S-23BIS | S-151BI | S-151BI | S-152 | S-152 | S-153 | S-153 | IGME 1 | IGME 1 |
| 7 | | | | | | | | | | | | | | | | | | | | | | | | | | | | | | |
| 6 | | | | | | | | | | | | | | | | | | | | | | | | | | | | | | |
| 5 | | | | | | | | | | | | | | | | | | | | | | | | | | | | | | |
| 4 | | | | | | | | | | | | | | | | | | | | | | | | | | | | | | |
| 3 | | | | | | | | | | | | | | | | | | | | | | | | | | | | | | |
| 2 | | | | | | | | | | | | | | | | | | | | | | | | | | | | | | |
| 1 | | | | | | | | | | | | | | | | | | | | | | | | | | | | | | |
| 0 | | | 1650 | 19.6 | 2360 | 19.2 | 2520 | 19.1 | 4950 | 18.5 | 1460 | 18.9 | | | 2270 | 18.7 | | | 1813 | 18.2 | | | | | 16780 | 18.9 | 1700 | 19.0 | 8560 | 19.7 |
| -1 | | | 1650 | 19.6 | 2350 | 19.1 | 2510 | 19.0 | 4950 | 18.4 | 1457 | 18.6 | | | 2260 | 18.7 | | | 1813 | 18.3 | 2030 | 19.6 | | | 16820 | 18.8 | 1699 | 18.4 | 8590 | 19.6 |
| -2 | | | 1654 | 19.6 | 2370 | 19.1 | 2500 | 19.0 | 4950 | 18.5 | 1455 | 19.0 | | | 3190 | 18.0 | | | 1810 | 18.9 | 2030 | 19.6 | | | 16880 | 18.7 | 1700 | 18.4 | 8580 | 19.6 |
| -3 | | | 1678 | 19.6 | 2370 | 19.1 | 2500 | 18.9 | 4830 | 18.6 | 1456 | 19.3 | | | 3190 | 18.3 | | | 1812 | 19.4 | 2030 | 19.6 | | | 16880 | 18.7 | 1700 | 18.5 | 8590 | 19.7 |
| -4 | | | 1692 | 19.6 | 2370 | 19.1 | 2500 | 18.9 | 4850 | 18.7 | 1458 | 19.5 | | | | | | | 1817 | 19.7 | 2040 | 19.7 | | | 16880 | 18.7 | 1700 | 18.9 | 8600 | 19.7 |
| -5 | | | 1686 | 19.6 | 2370 | 19.1 | 2480 | 18.9 | 4860 | 18.7 | 1458 | 19.6 | | | | | | | 1812 | 19.7 | 1980 | 19.9 | | | 16880 | 18.7 | 1705 | 19.1 | 8600 | 19.7 |
| -6 | | | 1668 | 19.6 | 2370 | 19.1 | 2470 | 18.9 | 4860 | 18.7 | 1455 | 19.5 | | | | | | | 1816 | 19.7 | 2170 | 20.1 | | | 16940 | 18.7 | 1710 | 19.2 | 8600 | 19.7 |
| -7 | | | 1688 | 19.6 | 2370 | 19.1 | 2470 | 18.9 | 4870 | 18.7 | 1455 | 19.4 | | | | | | | 1812 | 19.7 | 2220 | 20.1 | | | 17000 | 18.7 | 1913 | 19.4 | 8630 | 19.6 |
| -8 | | | 1689 | 19.6 | 2370 | 19.1 | 2480 | 18.9 | | | 1456 | 19.3 | | | | | | | 1812 | 19.7 | 2230 | 20.1 | | | 17000 | 18.7 | 1982 | 19.2 | 8650 | 19.5 |
| -9 | | | 1678 | 19.6 | 2370 | 19.1 | 2470 | 18.9 | | | 1458 | 19.2 | | | | | | | 1812 | 19.7 | 2270 | 20.0 | | | 17110 | 18.7 | 1982 | 19.1 | 8690 | 19.4 |
| -10 | | | 1660 | 19.5 | 2370 | 19.1 | 2470 | 18.9 | | | 1459 | 19.2 | | | | | | | 1820 | 19.7 | 2340 | 19.9 | | | 17090 | 18.7 | 1985 | 19.0 | 8770 | 19.4 |
| -11 | | | 1655 | 19.5 | 2370 | 19.1 | 2470 | 18.9 | | | 1459 | 19.2 | | | | | | | 1825 | 19.6 | 2580 | 19.9 | | | 17000 | 18.7 | 1987 | 18.9 | 8870 | 19.2 |
| -12 | | | 1655 | 19.5 | 2370 | 19.1 | 2470 | 18.9 | | | 1457 | 19.2 | | | | | | | 1815 | 19.6 | 2580 | 19.8 | | | 16910 | 18.6 | 1985 | 18.9 | 8950 | 19.2 |
| -13 | | | 1650 | 19.5 | 2370 | 19.1 | 2470 | 18.9 | | | 1456 | 19.2 | | | | | | | 1811 | 19.6 | 2590 | 19.7 | | | 16910 | 18.6 | 1984 | 18.8 | 9140 | 19.2 |
| -14 | | | 1593 | 19.5 | 2370 | 19.1 | 2440 | 18.9 | | | 1456 | 19.2 | | | | | | | 1824 | 19.6 | 2590 | 19.6 | | | 16590 | 18.6 | 1989 | 18.7 | 9560 | 19.1 |
| -15 | | | 1743 | 19.5 | 2370 | 19.1 | 2420 | 18.9 | | | 1457 | 19.1 | | | | | | | 1845 | 19.6 | 2590 | 19.6 | | | 16700 | 18.6 | 1989 | 18.7 | 9560 | 19.1 |
| -16 | | | 1944 | 19.5 | 2370 | 19.1 | 2420 | 18.9 | | | 1563 | 19.1 | | | | | | | 2100 | 19.6 | 2630 | 19.6 | | | 16810 | 18.6 | 1989 | 18.7 | 9800 | 19.1 |
| -17 | | | | | 2370 | 19.1 | 2420 | 18.9 | | | 1565 | 19.1 | | | | | | | 2220 | 19.6 | 2640 | 19.6 | | | 16970 | 18.6 | 1989 | 18.7 | 10130 | 19.0 |
| -18 | | | | | 2350 | 19.1 | 2390 | 18.9 | | | 1524 | 19.1 | | | | | | | 2340 | 19.6 | 2640 | 19.5 | | | 16970 | 18.6 | 1991 | 18.6 | 10470 | 19.0 |
| -19 | | | | | 2340 | 19.1 | 2410 | 18.9 | | | 1624 | 19.1 | | | | | | | | | 2650 | 19.5 | | | 16860 | 18.6 | 1991 | 18.6 | 10890 | 18.9 |
| -20 | | | | | 2360 | 19.1 | 2410 | 18.9 | | | 1623 | 19.1 | | | | | | | | | 2640 | 19.5 | | | 16760 | 18.6 | 2250 | 18.6 | 11380 | 18.9 |
| -21 | | | | | 2370 | 19.1 | 2410 | 18.9 | | | | | | | | | | | | | 2640 | 19.5 | | | 16700 | 18.6 | 2770 | 18.6 | 12030 | 18.9 |
| -22 | | | | | 2380 | 19.1 | 2450 | 18.9 | | | | | | | | | | | | | 2640 | 19.4 | | | 15200 | 18.6 | 3790 | 18.6 | 12770 | 18.9 |
| -23 | | | | | 2380 | 19.1 | 2460 | 18.9 | | | | | | | | | | | | | | | | | 14800 | 18.6 | 4160 | 18.6 | 13330 | 18.9 |
| -24 | | | | | 2380 | 19.1 | 2440 | 18.9 | | | | | | | | | | | | | | | | | 14600 | 18.6 | 4260 | 18.6 | 13950 | 18.9 |
| -25 | | | | | 2410 | 19.1 | 2480 | 18.9 | | | | | | | | | | | | | | | | | 14600 | 18.6 | 4380 | 18.6 | 14520 | 18.8 |
| -26 | | | | | 2430 | 19.1 | 2590 | 18.9 | | | | | | | | | | | | | | | | | 18890 | 18.6 | 6040 | 18.6 | 15110 | 18.8 |
| -27 | | | | | 2460 | 19.1 | 2930 | 18.9 | | | | | | | | | | | | | | | | | 24000 | 18.6 | 8000 | 18.6 | 15310 | 18.8 |
| -28 | | | | | 2460 | 19.1 | 3580 | 18.9 | | | | | | | | | | | | | | | | | 26200 | 18.6 | 8850 | 18.6 | 16560 | 18.7 |
| -29 | | | | | 2490 | 19.1 | 5740 | 18.9 | | | | | | | | | | | | | | | | | 27400 | 18.6 | 9750 | 18.5 | 18590 | 18.7 |
| -30 | | | | | 2500 | 19.1 | 6170 | 19.0 | | | | | | | | | | | | | | | | | 29600 | 18.6 | 10250 | 18.5 | 20400 | 18.7 |
| -31 | | | | | | | 6460 | 19.0 | | | | | | | | | | | | | | | | | 29700 | 18.6 | 10750 | 18.5 | 21700 | 18.7 |
| -32 | | | | | | | 6840 | 19.0 | | | | | | | | | | | | | | | | | 29700 | 18.6 | 11200 | 18.5 | 25200 | 18.7 |
| -33 | | | | | | | 6840 | 19.0 | | | | | | | | | | | | | | | | | 29200 | 18.6 | 16800 | 18.5 | 30900 | 18.7 |
| -34 | | | | | | | 6970 | 19.0 | | | | | | | | | | | | | | | | | 29000 | 18.6 | 20000 | 18.5 | 30900 | 18.7 |
| -35 | | | | | | | | | | | | | | | | | | | | | | | | | 34200 | 18.6 | 20200 | 18.5 | 31200 | 18.7 |
| -36 | | | | | | | | | | | | | | | | | | | | | | | | | 35500 | 18.6 | 19400 | 18.5 | 33100 | 18.7 |
| -37 | | | | | | | | | | | | | | | | | | | | | | | | | 36400 | 18.6 | 19100 | 18.5 | 33100 | 18.7 |
| -38 | | | | | | | | | | | | | | | | | | | | | | | | | 41200 | 18.6 | 20300 | 18.5 | 33300 | 18.7 |
| -39 | | | | | | | | | | | | | | | | | | | | | | | | | 41300 | 18.6 | 19400 | 18.5 | 35100 | 18.7 |
| -40 | | | | | | | | | | | | | | | | | | | | | | | | | 41300 | 18.6 | 18500 | 18.5 | 35700 | 18.7 |
| -41 | | | | | | | | | | | | | | | | | | | | | | | | | 41400 | 18.6 | 20500 | 18.5 | 35800 | 18.7 |
| -42 | | | | | | | | | | | | | | | | | | | | | | | | | 41500 | 18.6 | 38900 | 18.5 | 35700 | 18.7 |
| -43 | | | | | | | | | | | | | | | | | | | | | | | | | 41900 | 18.6 | 42500 | 18.5 | 35700 | 18.7 |
| -44 | | | | | | | | | | | | | | | | | | | | | | | | | 36400 | 18.6 | 43000 | 18.6 | | |
| -45 | | | | | | | | | | | | | | | | | | | | | | | | | | | 43300 | 18.6 | | |
| -46 | | | | | | | | | | | | | | | | | | | | | | | | | | | | | | |
| -47 | | | | | | | | | | | | | | | | | | | | | | | | | | | | | | |
| -48 | | | | | | | | | | | | | | | | | | | | | | | | | | | | | | |
| -49 | | | | | | | | | | | | | | | | | | | | | | | | | | | | | | |
| -50 | | | | | | | | | | | | | | | | | | | | | | | | | | | | | | |

## Registros efectuados de conductividad eléctrica y temperatura del agua subterránea en Abril de 1995

| | Cond | T | Cond | T | Cond | T | Cond | T | Cond | T | Cond | T | Cond | T | Cond | T | Cond | T | Cond | T | Cond | T | Cond | T | Cond | T | Cond | T | Cond | T |
|---|---|---|---|---|---|---|---|---|---|---|---|---|---|---|---|---|---|---|---|---|---|---|---|---|---|---|---|---|---|---|
| Cota (m | IGME 2 | IGME 2 | IGME 3 | IGME 3 | P1-3 | P1-3 | P1-5 | P1-5 | P1-6 | P1-6 | P2-1 | P2-1 | H6-12 | H6-12 | H6-14 | H6-14 | H6-16(P | H6-16(P) | H6-N16-3 | H6-N16- | H6-17-1 | H6-17-1 | H6-18-1 | H6-18-1 | H6-19-1 | H6-19-1 | SAICA- | SAICA- | SAICA- | SAICA- |
| 7 | | | | | | | | | | | | | | | | | | | | | | | | | | | | | | |
| 6 | | | | | | | | | | | | | | | | | | | | | | | | | | | | | | |
| 5 | | | | | | | | | | | | | | | | | | | | | | | | | | | | | | |
| 4 | | | | | | | | | | | | | | | | | | | | | | | | | | | | | | |
| 3 | | | | | | | | | | | | | | | | | | | | | | | | | | | | | | |
| 2 | | | | | | | | | | | 1212 | 18.0 | | | | | | | | | | | | | | | | | | |
| 1 | | | | | | | | | | | 1226 | 17.7 | 988 | 19.7 | | | | | | | | | 1197 | 16.5 | | | | | | |
| 0 | 3300 | 20.0 | | | 1715 | 18.7 | | | | | 1215 | 18.2 | 1059 | 19.2 | | | 1725 | 18.0 | | | | | 1211 | 16.3 | | | | | | |
| -1 | 3320 | 19.4 | | | 1711 | 18.7 | | | | | 1229 | 18.5 | 1378 | 18.9 | | | 1719 | 18.0 | | | | | 7640 | 17.7 | | | | | | |
| -2 | 3320 | 19.5 | | | 1713 | 18.7 | | | | | 1218 | 18.9 | 1385 | 18.9 | | | 1696 | 18.0 | | | | | 8030 | 18.0 | | | | | | |
| -3 | 3320 | 19.5 | | | 1706 | 18.7 | | | | | 1192 | 19.2 | 1385 | 18.9 | | | 1732 | 18.0 | | | | | 8020 | 18.1 | | | | | | |
| -4 | 3320 | 19.7 | | | 7270 | 18.5 | | | | | 1226 | 19.3 | 1385 | 18.9 | | | 1717 | 18.0 | | | | | 8020 | 18.0 | | | | | | |
| -5 | 3330 | 19.7 | | | 7270 | 18.5 | | | | | | | 1388 | 18.9 | | | | | | | | | | | | | | | | |
| -6 | 3360 | 19.7 | | | 7270 | 18.5 | | | | | | | 1387 | 19.0 | | | | | | | | | | | | | | | | |
| -7 | 3450 | 19.6 | | | 7270 | 18.5 | | | | | | | 1389 | 19.0 | | | | | | | | | | | | | | | | |
| -8 | 3520 | 19.4 | | | 7270 | 18.5 | | | | | | | 1389 | 19.0 | | | | | | | | | | | | | | | | |
| -9 | 3630 | 19.2 | | | 7270 | 18.5 | | | | | | | 1389 | 19.0 | | | | | | | | | | | | | | | | |
| -10 | 3780 | 19.1 | | | 7270 | 18.5 | | | | | | | 1389 | 19.0 | | | | | | | | | | | | | | | | |
| -11 | 3920 | 18.9 | | | | | | | | | | | 1389 | 19.0 | | | | | | | | | | | | | | | | |
| -12 | 4190 | 18.9 | | | | | | | | | | | 1389 | 19.0 | | | | | | | | | | | | | | | | |
| -13 | 4500 | 18.9 | | | | | | | | | | | 1389 | 19.0 | | | | | | | | | | | | | | | | |
| -14 | 4820 | 18.8 | | | | | | | | | | | 1389 | 19.0 | | | | | | | | | | | | | | | | |
| -15 | 5320 | 18.8 | | | | | | | | | | | 1383 | 19.0 | | | | | | | | | | | | | | | | |
| -16 | 5950 | 18.7 | | | | | | | | | | | 1384 | 18.9 | | | | | | | | | | | | | | | | |
| -17 | 6470 | 18.7 | | | | | | | | | | | 1384 | 18.9 | | | | | | | | | | | | | | | | |
| -18 | 7110 | 18.7 | | | | | | | | | | | 1382 | 18.9 | | | | | | | | | | | | | | | | |
| -19 | 7700 | 18.7 | | | | | | | | | | | 1381 | 18.9 | | | | | | | | | | | | | | | | |
| -20 | 8370 | 18.6 | | | | | | | | | | | 1379 | 18.9 | | | | | | | | | | | | | | | | |
| -21 | 9820 | 18.6 | | | | | | | | | | | 1379 | 18.9 | | | | | | | | | | | | | | | | |
| -22 | 10660 | 18.6 | | | | | | | | | | | 1379 | 18.9 | | | | | | | | | | | | | | | | |
| -23 | 12030 | 18.6 | | | | | | | | | | | 1375 | 18.9 | | | | | | | | | | | | | | | | |
| -24 | 12030 | 18.6 | | | | | | | | | | | 1375 | 18.9 | | | | | | | | | | | | | | | | |
| -25 | 12990 | 18.6 | | | | | | | | | | | 1375 | 18.9 | | | | | | | | | | | | | | | | |
| -26 | 13870 | 18.6 | | | | | | | | | | | 1375 | 18.9 | | | | | | | | | | | | | | | | |
| -27 | 16110 | 18.6 | | | | | | | | | | | 1375 | 18.9 | | | | | | | | | | | | | | | | |
| -28 | 16170 | 18.6 | | | | | | | | | | | | | | | | | | | | | | | | | | | | |
| -29 | 16560 | 18.6 | | | | | | | | | | | | | | | | | | | | | | | | | | | | |
| -30 | 18270 | 18.6 | | | | | | | | | | | | | | | | | | | | | | | | | | | | |
| -31 | 23200 | 18.6 | | | | | | | | | | | | | | | | | | | | | | | | | | | | |
| -32 | 24800 | 18.6 | | | | | | | | | | | | | | | | | | | | | | | | | | | | |
| -33 | 28700 | 18.6 | | | | | | | | | | | | | | | | | | | | | | | | | | | | |
| -34 | 29200 | 18.6 | | | | | | | | | | | | | | | | | | | | | | | | | | | | |
| -35 | 30100 | 18.6 | | | | | | | | | | | | | | | | | | | | | | | | | | | | |
| -36 | 33800 | 18.6 | | | | | | | | | | | | | | | | | | | | | | | | | | | | |
| -37 | 34300 | 18.6 | | | | | | | | | | | | | | | | | | | | | | | | | | | | |
| -38 | 34300 | 18.6 | | | | | | | | | | | | | | | | | | | | | | | | | | | | |
| -39 | 34300 | 18.6 | | | | | | | | | | | | | | | | | | | | | | | | | | | | |
| -40 | 41800 | 18.6 | | | | | | | | | | | | | | | | | | | | | | | | | | | | |
| -41 | 42800 | 18.6 | | | | | | | | | | | | | | | | | | | | | | | | | | | | |
| -42 | | | | | | | | | | | | | | | | | | | | | | | | | | | | | | |
| -43 | | | | | | | | | | | | | | | | | | | | | | | | | | | | | | |
| -44 | | | | | | | | | | | | | | | | | | | | | | | | | | | | | | |
| -45 | | | | | | | | | | | | | | | | | | | | | | | | | | | | | | |
| -46 | | | | | | | | | | | | | | | | | | | | | | | | | | | | | | |
| -47 | | | | | | | | | | | | | | | | | | | | | | | | | | | | | | |
| -48 | | | | | | | | | | | | | | | | | | | | | | | | | | | | | | |
| -49 | | | | | | | | | | | | | | | | | | | | | | | | | | | | | | |
| -50 | | | | | | | | | | | | | | | | | | | | | | | | | | | | | | |

## Registros efectuados de conductividad eléctrica y temperatura del agua subterránea en Julio de 1995

| 04.07.95 | Cond | T | Cond | T | Cond | T | Cond | T | Cond | T | Cond | T | Cond | T | Cond | T | Cond | T | Cond | T | Cond | T | Cond | T | Cond | T | Cond | T | Cond | T |
|---|---|---|---|---|---|---|---|---|---|---|---|---|---|---|---|---|---|---|---|---|---|---|---|---|---|---|---|---|---|---|
| Cota (m) | S-6 | S-6 | S-7 | S-7 | S-8 | S-8 | S-9 | S-9 | S-10BIS | S-10BIS | S-15 | S-15 | S-16 | S-16 | S-16BIS | S-16BIS | S-18BIS | S-18BIS | S-21 | S-21 | S-23BIS | S-23BIS | S-151BI | S-151BI | S-152 | S-152 | S-153 | S-153 | IGME 1 | IGME 1 |
| 7 | | | | | | | | | | | | | | | | | | | | | | | | | | | | | | |
| 6 | | | | | | | | | | | | | | | | | | | | | | | | | | | | | | |
| 5 | | | | | | | | | | | | | | | | | | | | | | | | | | | | | | |
| 4 | | | | | | | | | | | | | | | | | | | | | | | | | | | | | | |
| 3 | | | | | | | | | | | | | | | | | | | | | | | | | | | | | | |
| 2 | | | | | | | | | | | | | | | | | | | | | | | | | | | | | | |
| 1 | | | | | | | | | | | | | | | | | | | | | | | | | | | | | | |
| 0 | | | | | | | | | 4140 | 22.7 | 3210 | 22.9 | | | 1020 | 22.2 | | | 1844 | 23.4 | | | | | | | 1767 | 21.5 | | |
| -1 | | | 2500 | 19.9 | | | | | 4500 | 21.3 | 3230 | 21.1 | | | 3010 | 20.7 | | | 1840 | 21.1 | 1946 | 22.1 | | | 11700 | 20.4 | 1783 | 20.1 | 8690 | 20.9 |
| -2 | | | 3450 | 19.7 | | | | | 4670 | 20.6 | 3390 | 20.2 | | | 3020 | 19.6 | | | 1858 | 20.6 | 1940 | 21.1 | | | 12700 | 19.9 | 1779 | 19.5 | 8680 | 20.6 |
| -3 | | | 6520 | 19.6 | | | | | 4690 | 20.2 | 3480 | 19.9 | | | 3020 | 19.1 | | | 1867 | 20.1 | 1935 | 20.4 | | | 14200 | 19.6 | 1779 | 19.2 | 8680 | 20.2 |
| -4 | | | 6220 | 19.6 | | | | | 4690 | 20.1 | 3450 | 19.7 | | | | | | | 1873 | 19.7 | 1940 | 20.2 | | | 14700 | 19.6 | 1777 | 19.1 | 8670 | 19.9 |
| -5 | | | 4030 | 19.6 | | | | | 4690 | 19.9 | 3370 | 19.6 | | | | | | | 1874 | 19.6 | 1935 | 20.0 | | | 15900 | 19.5 | 1777 | 19.1 | 8690 | 19.8 |
| -6 | | | 4130 | 19.6 | | | | | 4690 | 19.7 | 3250 | 19.6 | | | | | | | 1874 | 19.7 | 2030 | 20.0 | | | 16800 | 19.4 | 1777 | 19.1 | 8690 | 19.6 |
| -7 | | | 4280 | 19.6 | | | | | 4710 | 19.6 | 3150 | 19.6 | | | | | | | 1875 | 19.7 | 2090 | 20.0 | | | 17000 | 19.4 | 1777 | 19.1 | 8700 | 19.6 |
| -8 | | | 4350 | 19.6 | | | | | | | 2970 | 19.5 | | | | | | | 1876 | 19.8 | 2110 | 19.9 | | | 18500 | 19.4 | 1775 | 19.2 | 8730 | 19.5 |
| -9 | | | 4390 | 19.6 | | | | | | | 2720 | 19.5 | | | | | | | 1878 | 19.8 | 2120 | 19.9 | | | 17700 | 19.4 | 1776 | 19.1 | 8770 | 19.4 |
| -10 | | | 4400 | 19.6 | | | | | | | 2540 | 19.5 | | | | | | | 1878 | 19.8 | 2280 | 19.9 | | | 17000 | 19.4 | 1778 | 19.1 | 8830 | 19.4 |
| -11 | | | 4390 | 19.6 | | | | | | | 2470 | 19.4 | | | | | | | 1875 | 19.9 | 2690 | 19.9 | | | 17800 | 19.4 | 1779 | 19.0 | 8910 | 19.3 |
| -12 | | | 4390 | 19.6 | | | | | | | 2430 | 19.4 | | | | | | | 1885 | 19.8 | 2690 | 19.8 | | | 17600 | 19.4 | 1778 | 18.9 | 9000 | 19.2 |
| -13 | | | 4380 | 19.6 | | | | | | | 2430 | 19.4 | | | | | | | 1897 | 19.8 | 2690 | 19.7 | | | 17600 | 19.3 | 1776 | 18.9 | 9120 | 19.2 |
| -14 | | | 4370 | 19.6 | | | | | | | 2450 | 19.4 | | | | | | | 1898 | 19.7 | 2690 | 19.7 | | | 17600 | 19.4 | 1777 | 18.8 | 9270 | 19.1 |
| -15 | | | 4340 | 19.6 | | | | | | | 2450 | 19.3 | | | | | | | 1898 | 19.7 | 2690 | 19.6 | | | 17600 | 19.3 | 1781 | 18.7 | 9480 | 19.1 |
| -16 | | | 4250 | 19.6 | | | | | | | 2450 | 19.3 | | | | | | | 1902 | 19.6 | 2690 | 19.6 | | | 17600 | 19.3 | 1780 | 18.7 | 9700 | 19.1 |
| -17 | | | | | | | | | | | 2450 | 19.3 | | | | | | | 1904 | 19.6 | 2800 | 19.6 | | | 17600 | 19.3 | 1779 | 18.7 | 9990 | 19.0 |
| -18 | | | | | | | | | | | 2450 | 19.3 | | | | | | | 1906 | 19.6 | 2810 | 19.6 | | | 17500 | 19.3 | 1779 | 18.7 | 10240 | 19.0 |
| -19 | | | | | | | | | | | 2460 | 19.3 | | | | | | | | | 2820 | 19.5 | | | 17400 | 19.3 | 1778 | 18.6 | 10650 | 18.9 |
| -20 | | | | | | | | | | | 2470 | 19.2 | | | | | | | | | 2820 | 19.5 | | | 17300 | 19.3 | 1880 | 18.6 | 11080 | 18.9 |
| -21 | | | | | | | | | | | | | | | | | | | | | 2820 | 19.5 | | | 17100 | 19.3 | 1880 | 18.6 | 11650 | 18.9 |
| -22 | | | | | | | | | | | | | | | | | | | | | | | | | 17100 | 19.3 | 2160 | 18.6 | 12140 | 18.9 |
| -23 | | | | | | | | | | | | | | | | | | | | | | | | | 17100 | 19.3 | 2170 | 18.6 | 12800 | 18.9 |
| -24 | | | | | | | | | | | | | | | | | | | | | | | | | 17000 | 19.3 | 2180 | 18.6 | 13340 | 18.9 |
| -25 | | | | | | | | | | | | | | | | | | | | | | | | | 17100 | 19.3 | 2340 | 18.6 | 13980 | 18.8 |
| -26 | | | | | | | | | | | | | | | | | | | | | | | | | 17100 | 19.3 | 6190 | 18.6 | 14610 | 18.8 |
| -27 | | | | | | | | | | | | | | | | | | | | | | | | | 17100 | 19.3 | 7550 | 18.6 | 15230 | 18.8 |
| -28 | | | | | | | | | | | | | | | | | | | | | | | | | 17300 | 19.3 | 8000 | 18.6 | 15680 | 18.7 |
| -29 | | | | | | | | | | | | | | | | | | | | | | | | | 17400 | 19.3 | 8740 | 18.6 | 18210 | 18.7 |
| -30 | | | | | | | | | | | | | | | | | | | | | | | | | 17400 | 19.3 | 9550 | 18.6 | 23400 | 18.7 |
| -31 | | | | | | | | | | | | | | | | | | | | | | | | | 17500 | 19.3 | 11690 | 18.6 | 25000 | 18.7 |
| -32 | | | | | | | | | | | | | | | | | | | | | | | | | 17500 | 19.3 | 25100 | 18.5 | 27200 | 18.7 |
| -33 | | | | | | | | | | | | | | | | | | | | | | | | | 17500 | 19.3 | 26400 | 18.5 | 31200 | 18.7 |
| -34 | | | | | | | | | | | | | | | | | | | | | | | | | 17400 | 19.3 | 26400 | 18.5 | 36100 | 18.7 |
| -35 | | | | | | | | | | | | | | | | | | | | | | | | | 17500 | 19.3 | 26400 | 18.5 | 36100 | 18.7 |
| -36 | | | | | | | | | | | | | | | | | | | | | | | | | 17600 | 19.3 | 26100 | 18.5 | 36000 | 18.7 |
| -37 | | | | | | | | | | | | | | | | | | | | | | | | | 17800 | 19.3 | 26200 | 18.5 | 36000 | 18.7 |
| -38 | | | | | | | | | | | | | | | | | | | | | | | | | 18000 | 19.3 | 26200 | 18.5 | 36000 | 18.7 |
| -39 | | | | | | | | | | | | | | | | | | | | | | | | | 18000 | 19.3 | 26200 | 18.5 | 36100 | 18.7 |
| -40 | | | | | | | | | | | | | | | | | | | | | | | | | 18000 | 19.2 | 26300 | 18.5 | 36100 | 18.7 |
| -41 | | | | | | | | | | | | | | | | | | | | | | | | | 17900 | 19.2 | 34600 | 18.5 | 36300 | 18.7 |
| -42 | | | | | | | | | | | | | | | | | | | | | | | | | 17800 | 19.2 | 41300 | 18.6 | 36300 | 18.7 |
| -43 | | | | | | | | | | | | | | | | | | | | | | | | | 17700 | 19.2 | 41900 | 18.6 | 36300 | 18.7 |
| -44 | | | | | | | | | | | | | | | | | | | | | | | | | 17700 | 19.2 | 42200 | 18.6 | | |
| -45 | | | | | | | | | | | | | | | | | | | | | | | | | | | 42500 | 18.6 | | |
| -46 | | | | | | | | | | | | | | | | | | | | | | | | | | | | | | |
| -47 | | | | | | | | | | | | | | | | | | | | | | | | | | | | | | |
| -48 | | | | | | | | | | | | | | | | | | | | | | | | | | | | | | |
| -49 | | | | | | | | | | | | | | | | | | | | | | | | | | | | | | |
| -50 | | | | | | | | | | | | | | | | | | | | | | | | | | | | | | |

## Registros efectuados de conductividad eléctrica y temperatura del agua subterránea en Julio de 1995

| | Cond | T | Cond | T | Cond | T | Cond | T | Cond | T | Cond | T | Cond | T | Cond | T | Cond | T | Cond | T | Cond | T | Cond | T | Cond | T | Cond | T | Cond | T |
|---|---|---|---|---|---|---|---|---|---|---|---|---|---|---|---|---|---|---|---|---|---|---|---|---|---|---|---|---|---|---|
| Cota (m | IGME 2 | IGME 2 | IGME 3 | IGME 3 | P1-3 | P1-3 | P1-5 | P1-5 | P1-6 | P1-6 | P2-1 | P2-1 | H6-12 | H6-12 | H6-14 | H6-14 | H6-16(P | H6-16(P) | H6-N16-3 | H6-N16- | H6-17-1 | H6-17-1 | H6-18-1 | H6-18-1 | H6-19-1 | H6-19-1 | SAICA- | SAICA- | SAICA- | SAICA- |
| 7 | | | | | | | | | | | | | | | | | | | | | | | | | | | | | | |
| 6 | | | | | | | | | | | | | | | | | | | | | | | | | | | | | | |
| 5 | | | | | | | | | | | | | | | | | | | | | | | | | | | | | | |
| 4 | | | | | | | | | | | | | | | | | | | | | | | | | | | | | | |
| 3 | | | | | | | | | | | | | | | | | | | | | | | | | | | | | | |
| 2 | | | | | | | | | | | | | | | | | | | | | | | | | | | | | | |
| 1 | | | | | | | | | | | | | | | | | | | | | | | | | | | | | | |
| 0 | | | | | | | | | | | 1282 | 19.3 | 1192 | 18.9 | | | | | | | | | 1260 | 21.9 | | | | | | |
| -1 | 3420 | 19.6 | | | 2710 | 18.8 | | | | | 1285 | 18.9 | 1398 | 18.4 | | | 1316 | 19.9 | | | | | 1340 | 21.6 | | | | | | |
| -2 | 3420 | 19.6 | | | 2770 | 18.6 | | | | | 1286 | 19.0 | 1412 | 18.1 | | | 2050 | 18.9 | | | | | 5200 | 20.1 | | | | | | |
| -3 | 3410 | 19.6 | | | 3370 | 18.5 | | | | | 1287 | 19.1 | 1398 | 18.3 | | | 2210 | 18.6 | | | | | 7500 | 19.6 | | | | | | |
| -4 | 3410 | 19.6 | | | 3380 | 18.5 | | | | | 1282 | 19.2 | 1384 | 18.2 | | | 2210 | 18.6 | | | | | 7720 | 19.2 | | | | | | |
| -5 | 3400 | 19.7 | | | 4260 | 18.5 | | | | | | | 1367 | 18.4 | | | | | | | | | 7760 | 19.1 | | | | | | |
| -6 | 3410 | 19.6 | | | 9170 | 18.6 | | | | | | | 1349 | 18.5 | | | | | | | | | | | | | | | | |
| -7 | 3460 | 19.5 | | | 10490 | 18.6 | | | | | | | 1339 | 18.6 | | | | | | | | | | | | | | | | |
| -8 | 3540 | 19.4 | | | 10620 | 18.6 | | | | | | | 1339 | 18.6 | | | | | | | | | | | | | | | | |
| -9 | 3630 | 19.3 | | | 10570 | 18.6 | | | | | | | 1317 | 18.6 | | | | | | | | | | | | | | | | |
| -10 | 3740 | 19.2 | | | 10570 | 18.6 | | | | | | | 1299 | 18.6 | | | | | | | | | | | | | | | | |
| -11 | 3890 | 19.1 | | | | | | | | | | | 1292 | 18.7 | | | | | | | | | | | | | | | | |
| -12 | 4100 | 18.9 | | | | | | | | | | | 1280 | 18.7 | | | | | | | | | | | | | | | | |
| -13 | 4360 | 18.9 | | | | | | | | | | | 1269 | 18.7 | | | | | | | | | | | | | | | | |
| -14 | 4650 | 18.9 | | | | | | | | | | | 1263 | 18.7 | | | | | | | | | | | | | | | | |
| -15 | 5060 | 18.8 | | | | | | | | | | | 1269 | 18.7 | | | | | | | | | | | | | | | | |
| -16 | 5490 | 18.7 | | | | | | | | | | | 1351 | 18.7 | | | | | | | | | | | | | | | | |
| -17 | 6020 | 18.7 | | | | | | | | | | | 1363 | 18.7 | | | | | | | | | | | | | | | | |
| -18 | 6630 | 18.7 | | | | | | | | | | | 1376 | 18.7 | | | | | | | | | | | | | | | | |
| -19 | 7290 | 18.7 | | | | | | | | | | | 1397 | 18.7 | | | | | | | | | | | | | | | | |
| -20 | 7920 | 18.6 | | | | | | | | | | | 1510 | 18.7 | | | | | | | | | | | | | | | | |
| -21 | 8590 | 18.6 | | | | | | | | | | | 1538 | 18.7 | | | | | | | | | | | | | | | | |
| -22 | 9240 | 18.6 | | | | | | | | | | | 1540 | 18.7 | | | | | | | | | | | | | | | | |
| -23 | 10480 | 18.6 | | | | | | | | | | | 1548 | 18.7 | | | | | | | | | | | | | | | | |
| -24 | 11900 | 18.6 | | | | | | | | | | | 1565 | 18.7 | | | | | | | | | | | | | | | | |
| -25 | 11900 | 18.6 | | | | | | | | | | | 1592 | 18.7 | | | | | | | | | | | | | | | | |
| -26 | 16080 | 18.6 | | | | | | | | | | | 1612 | 18.7 | | | | | | | | | | | | | | | | |
| -27 | 16120 | 18.6 | | | | | | | | | | | 1612 | 18.7 | | | | | | | | | | | | | | | | |
| -28 | 16130 | 18.6 | | | | | | | | | | | | | | | | | | | | | | | | | | | | |
| -29 | 16940 | 18.6 | | | | | | | | | | | | | | | | | | | | | | | | | | | | |
| -30 | 20400 | 18.6 | | | | | | | | | | | | | | | | | | | | | | | | | | | | |
| -31 | 23800 | 18.6 | | | | | | | | | | | | | | | | | | | | | | | | | | | | |
| -32 | 25500 | 18.6 | | | | | | | | | | | | | | | | | | | | | | | | | | | | |
| -33 | 31600 | 18.6 | | | | | | | | | | | | | | | | | | | | | | | | | | | | |
| -34 | 32600 | 18.6 | | | | | | | | | | | | | | | | | | | | | | | | | | | | |
| -35 | 34300 | 18.6 | | | | | | | | | | | | | | | | | | | | | | | | | | | | |
| -36 | 34300 | 18.6 | | | | | | | | | | | | | | | | | | | | | | | | | | | | |
| -37 | 34500 | 18.6 | | | | | | | | | | | | | | | | | | | | | | | | | | | | |
| -38 | 35300 | 18.6 | | | | | | | | | | | | | | | | | | | | | | | | | | | | |
| -39 | 38900 | 18.6 | | | | | | | | | | | | | | | | | | | | | | | | | | | | |
| -40 | 39900 | 18.6 | | | | | | | | | | | | | | | | | | | | | | | | | | | | |
| -41 | 42600 | 18.6 | | | | | | | | | | | | | | | | | | | | | | | | | | | | |
| -42 | | | | | | | | | | | | | | | | | | | | | | | | | | | | | | |
| -43 | | | | | | | | | | | | | | | | | | | | | | | | | | | | | | |
| -44 | | | | | | | | | | | | | | | | | | | | | | | | | | | | | | |
| -45 | | | | | | | | | | | | | | | | | | | | | | | | | | | | | | |
| -46 | | | | | | | | | | | | | | | | | | | | | | | | | | | | | | |
| -47 | | | | | | | | | | | | | | | | | | | | | | | | | | | | | | |
| -48 | | | | | | | | | | | | | | | | | | | | | | | | | | | | | | |
| -49 | | | | | | | | | | | | | | | | | | | | | | | | | | | | | | |
| -50 | | | | | | | | | | | | | | | | | | | | | | | | | | | | | | |

# ANEXO 10.2

## REPRESENTACIÓN GRÁFICA DE LOS REGISTROS DE CONDUCTIVIDAD Y TEMPERATURA EFECTUADOS EN EL ACUÍFERO DEL RÍO VÉLEZ

Registros de conductividad eléctrica en el piezómetro S-6 ( C.E. (microsiemens/cm a 25ºC) en abcisas. Cota (m) en ordenadas )

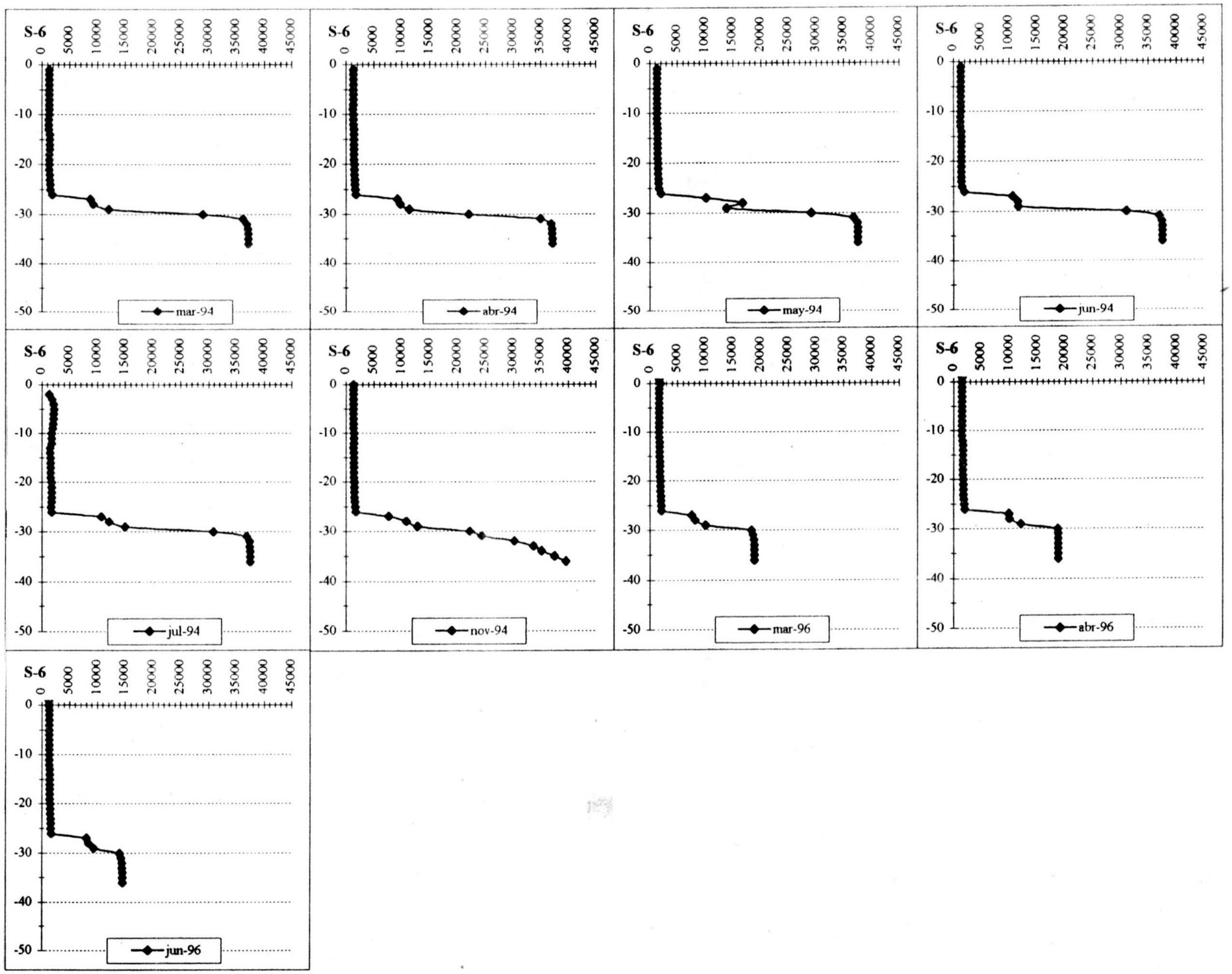

Registros de temperatura (ºC) en el piezómetro S-6 ( Temperatura (ºC) en abcisas. Cota (m) en ordenadas )

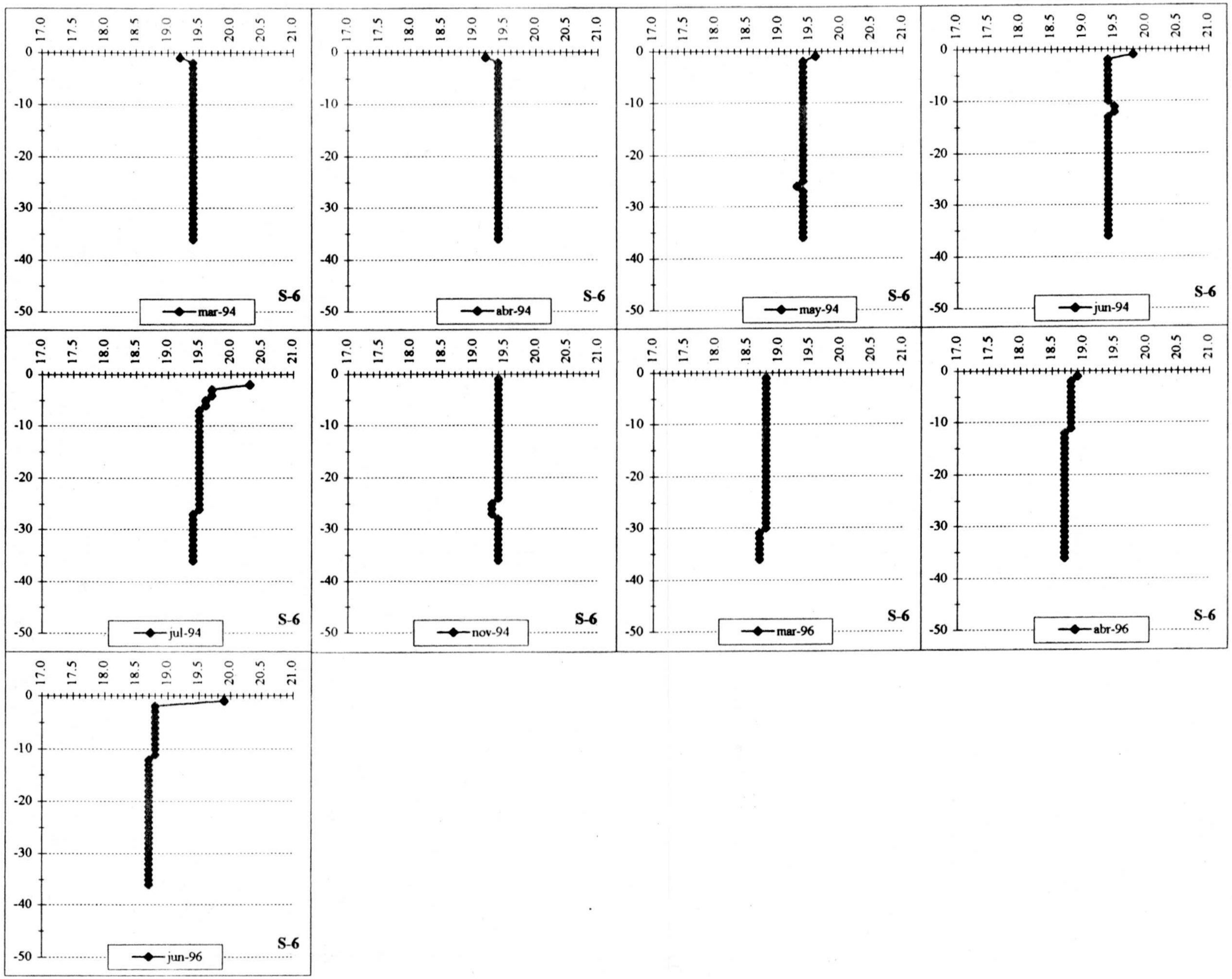

Registros de conductividad eléctrica en el piezómetro S-7 ( C.E. (microsiemens/cm a 25ºC) en abcisas. Cota (m) en ordenadas )

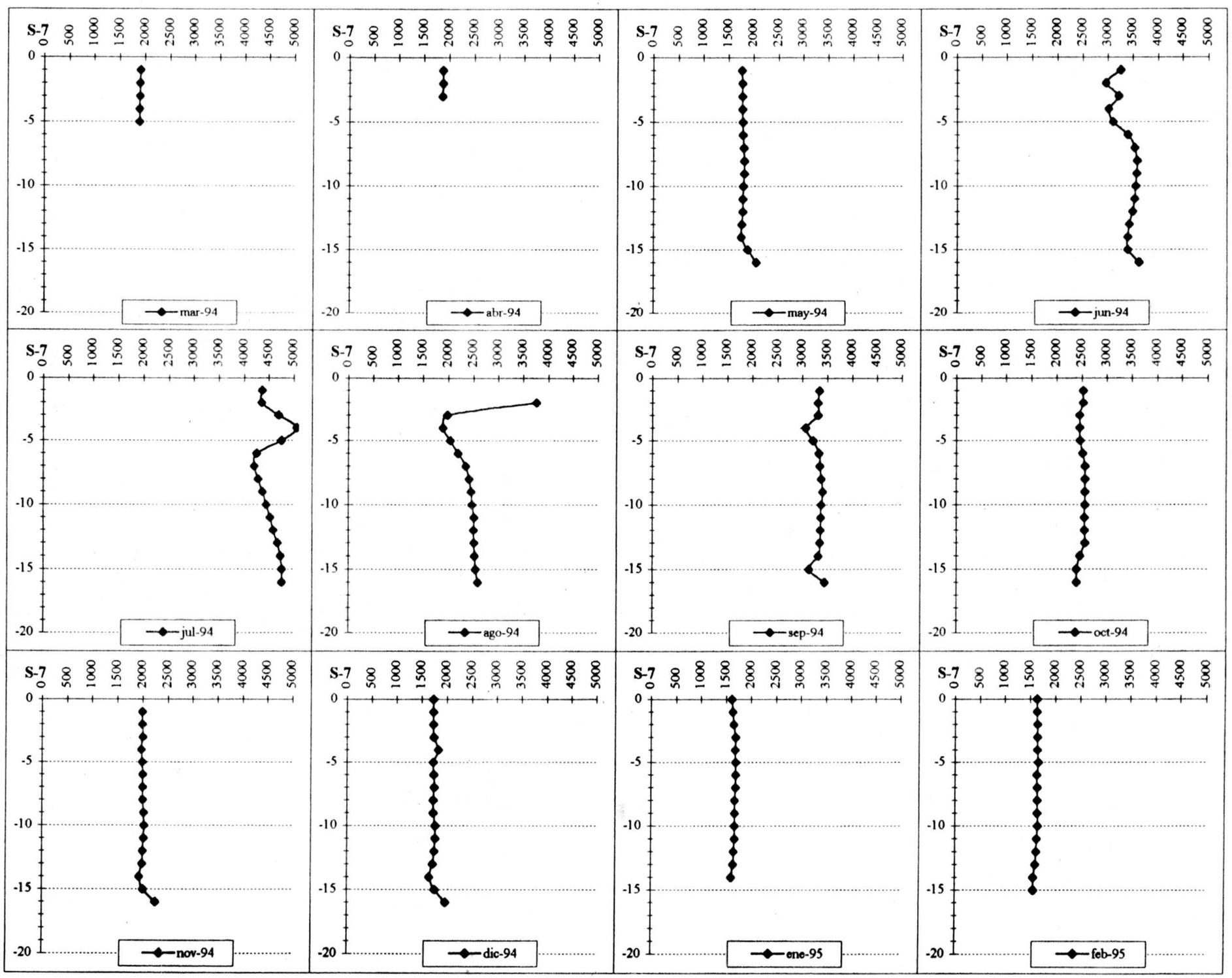

Registros de temperatura (ºC) en el piezómetro S-7 ( Temperatura (ºC) en abcisas. Cota (m) en ordenadas )

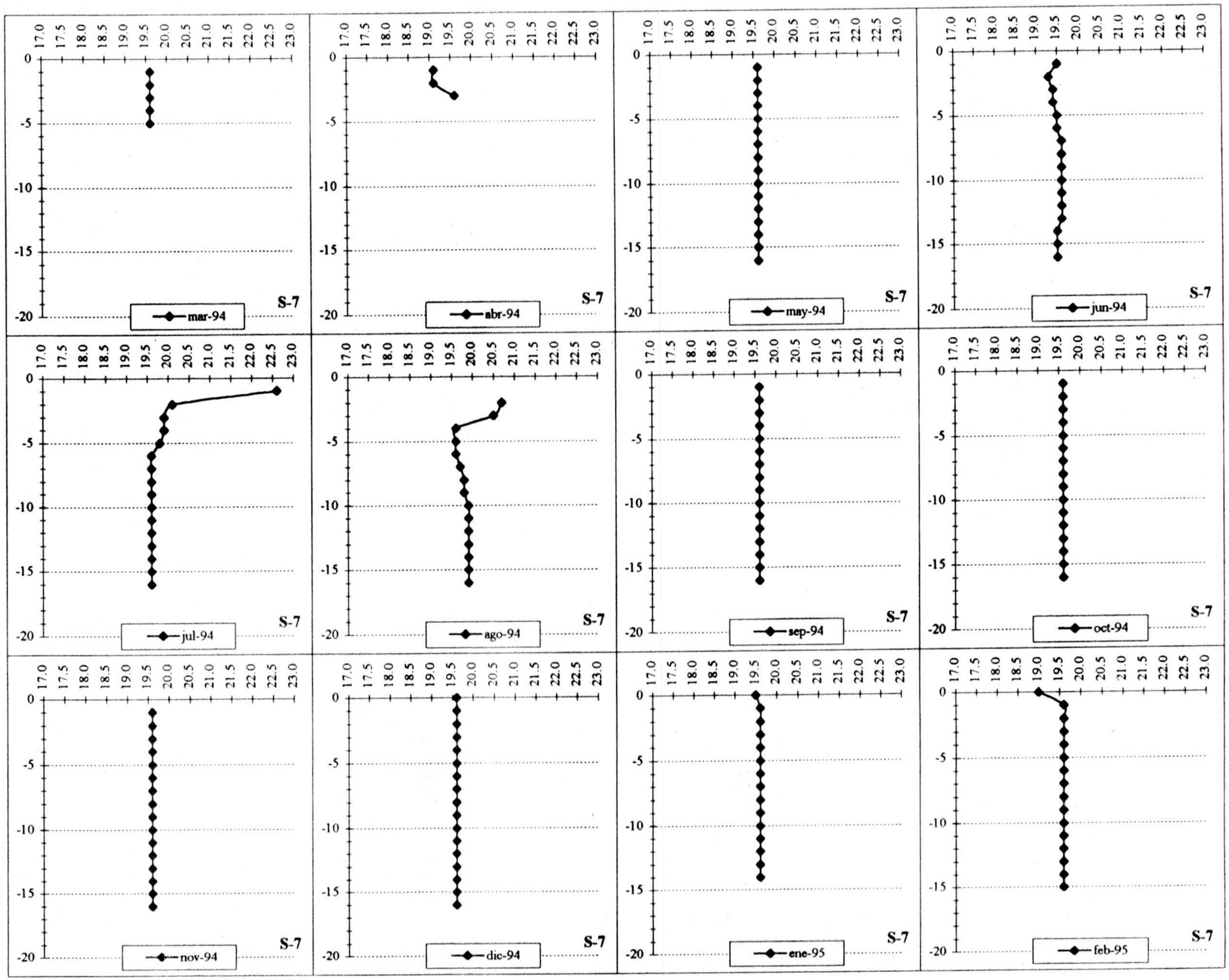

Registros de conductividad eléctrica en el piezómetro **S-7** ( C.E. (microsiemens/cm a 25ºC) en abcisas. Cota (m) en ordenadas )

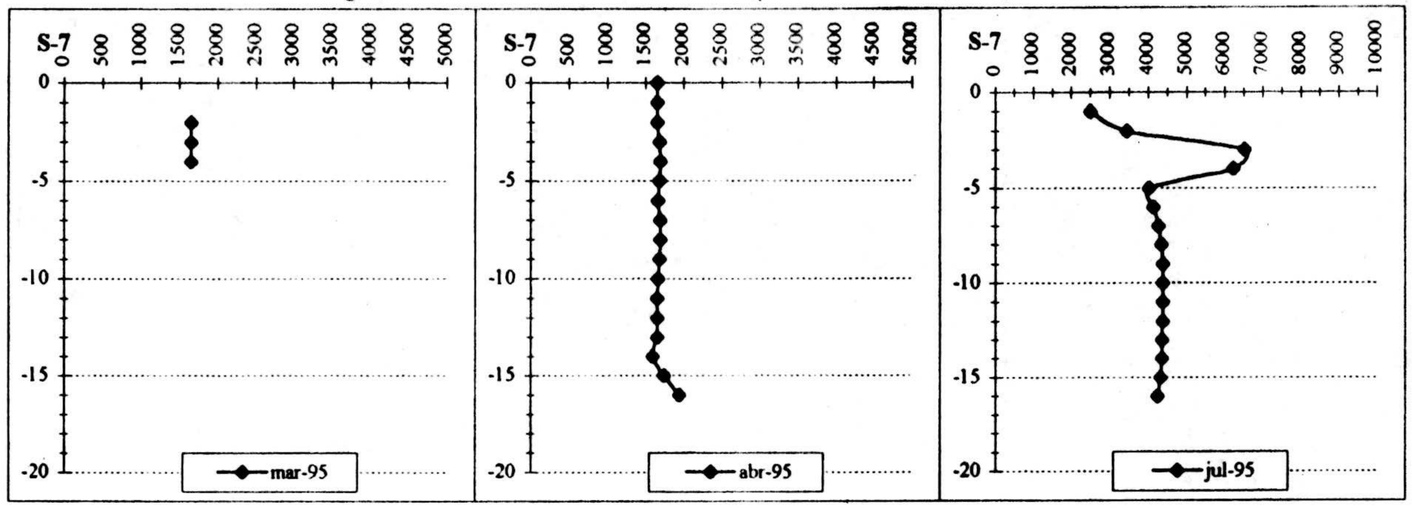

Registros de temperatura (ºC) en el piezómetro S-7 ( Temperatura (ºC) en abcisas. Cota (m) en ordenadas )

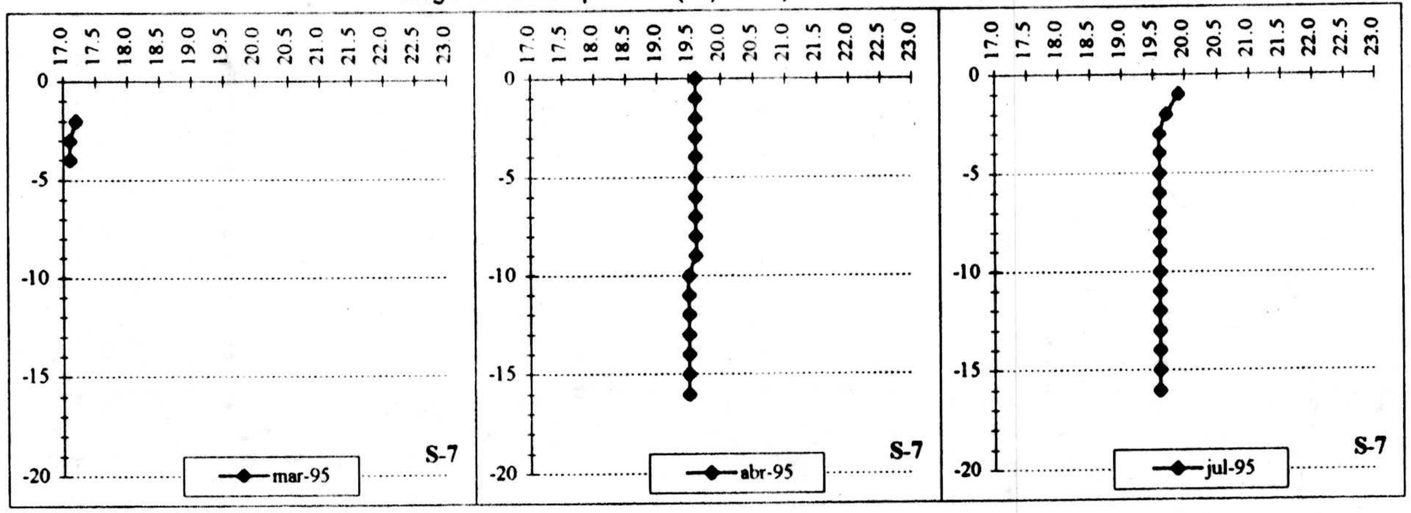

Registros de conductividad eléctrica en el piezómetro S-8 ( C.E. (microsiemens/cm a 25ºC) en abcisas. Cota (m) en ordenadas )

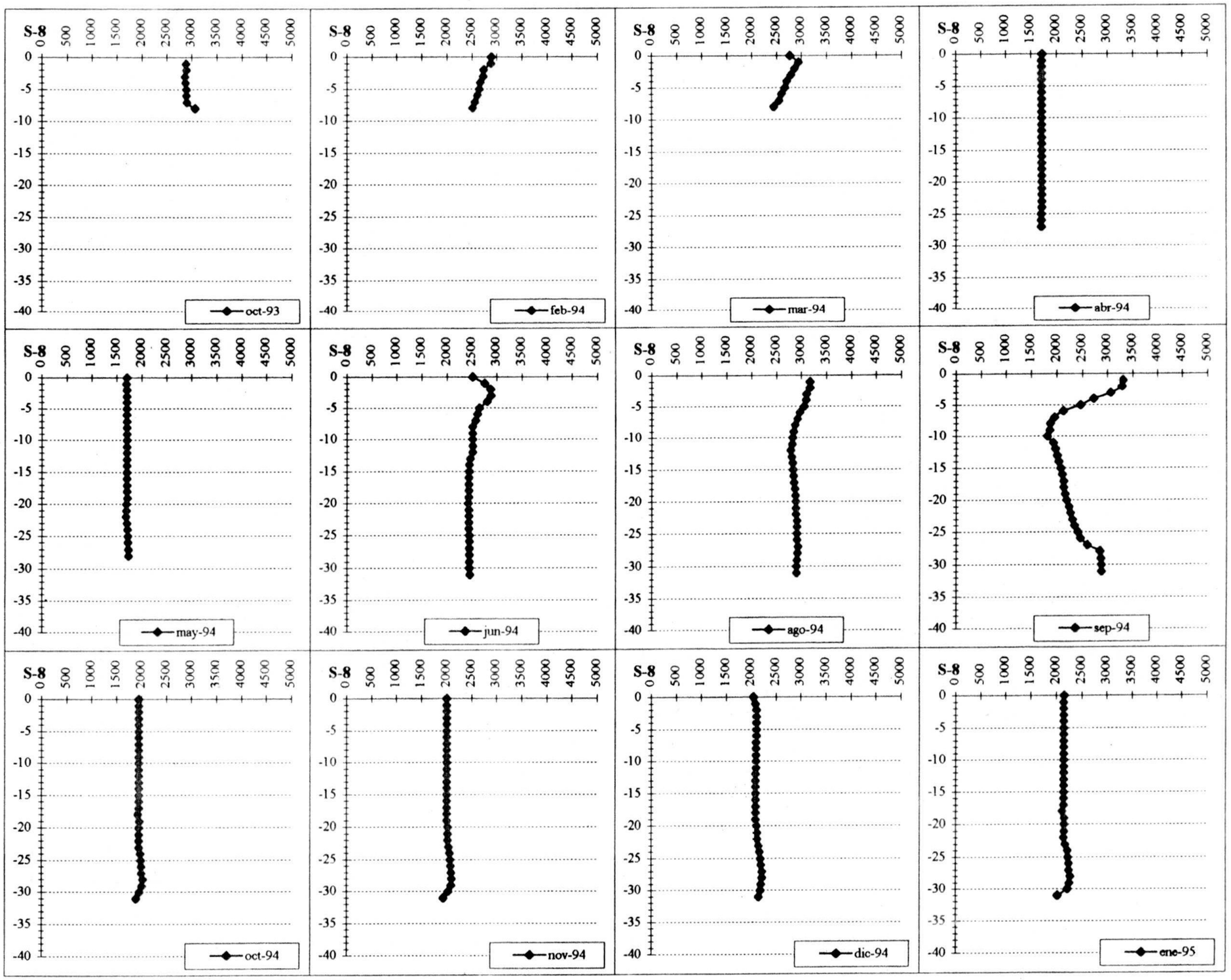

Registros de temperatura (ºC) en el piezómetro S-8 ( Temperatura (ºC) en abcisas. Cota (m) en ordenadas )

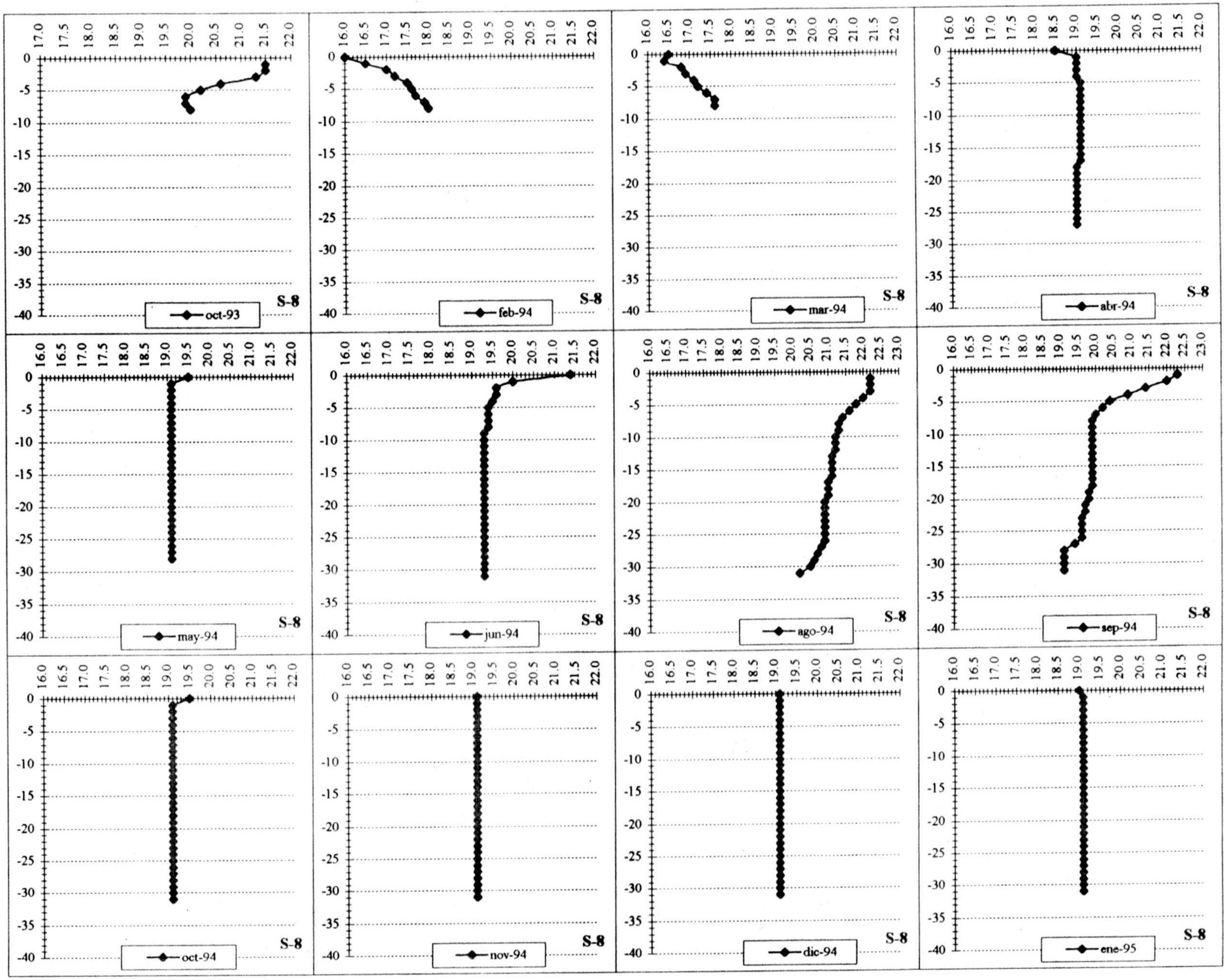

Registros de conductividad eléctrica en el piezómetro S-8 ( C.E. (microsiemens/cm a 25ºC) en abcisas. Cota (m) en ordenadas )

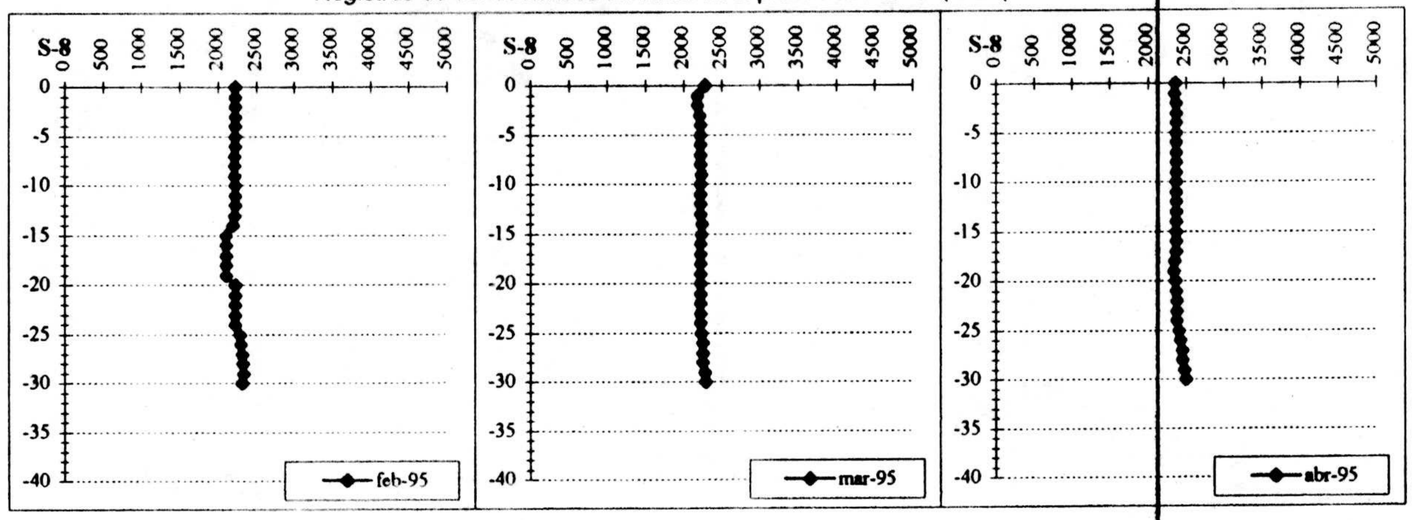

Registros de temperatura (ºC) en el piezómetro S-8 ( Temperatura (ºC) en abcisas. Cota (m) en ordenadas )

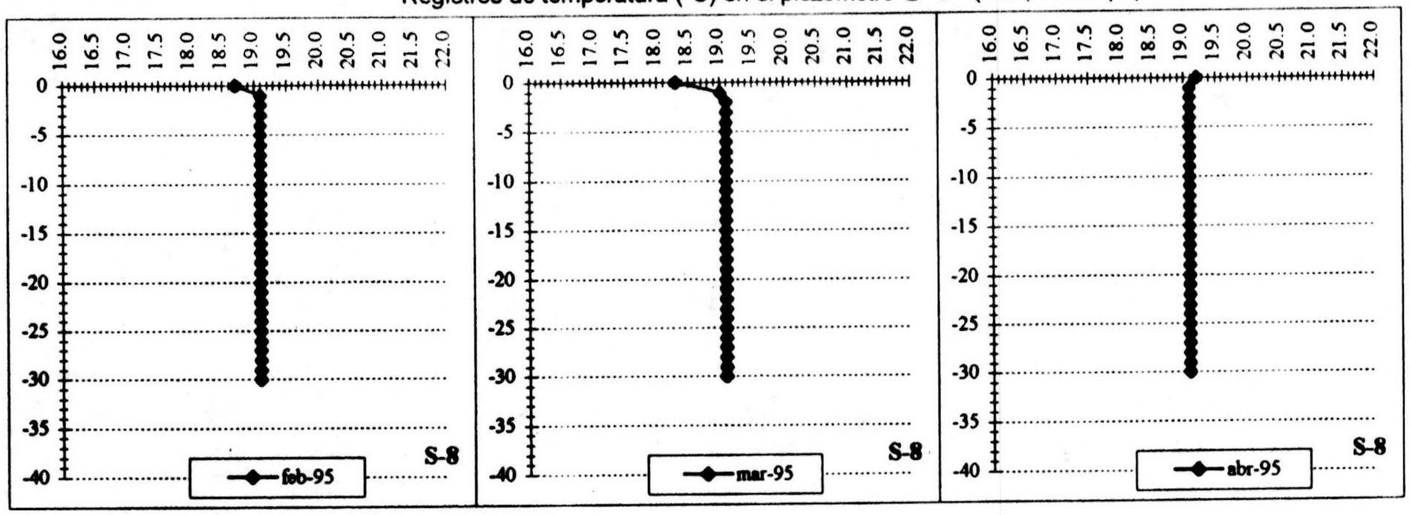

Registros de conductividad eléctrica en el piezómetro S-9 ( C.E. (microsiemens/cm a 25ºC) en abcisas. Cota (m) en ordenadas )

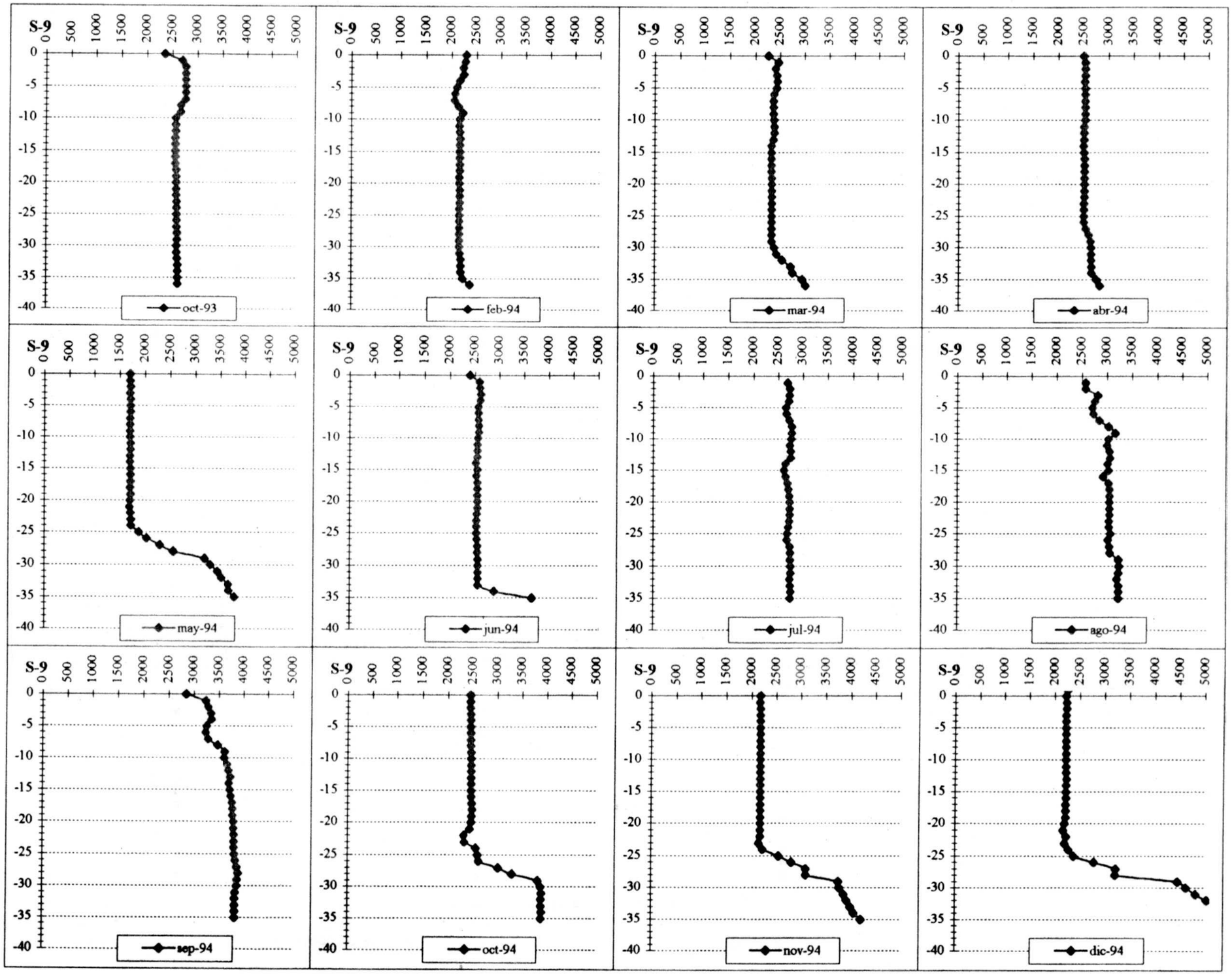

Registros de temperatura (ºC) en el piezómetro S-9 ( Temperatura (ºC) en abcisas. Cota (m) en ordenadas )

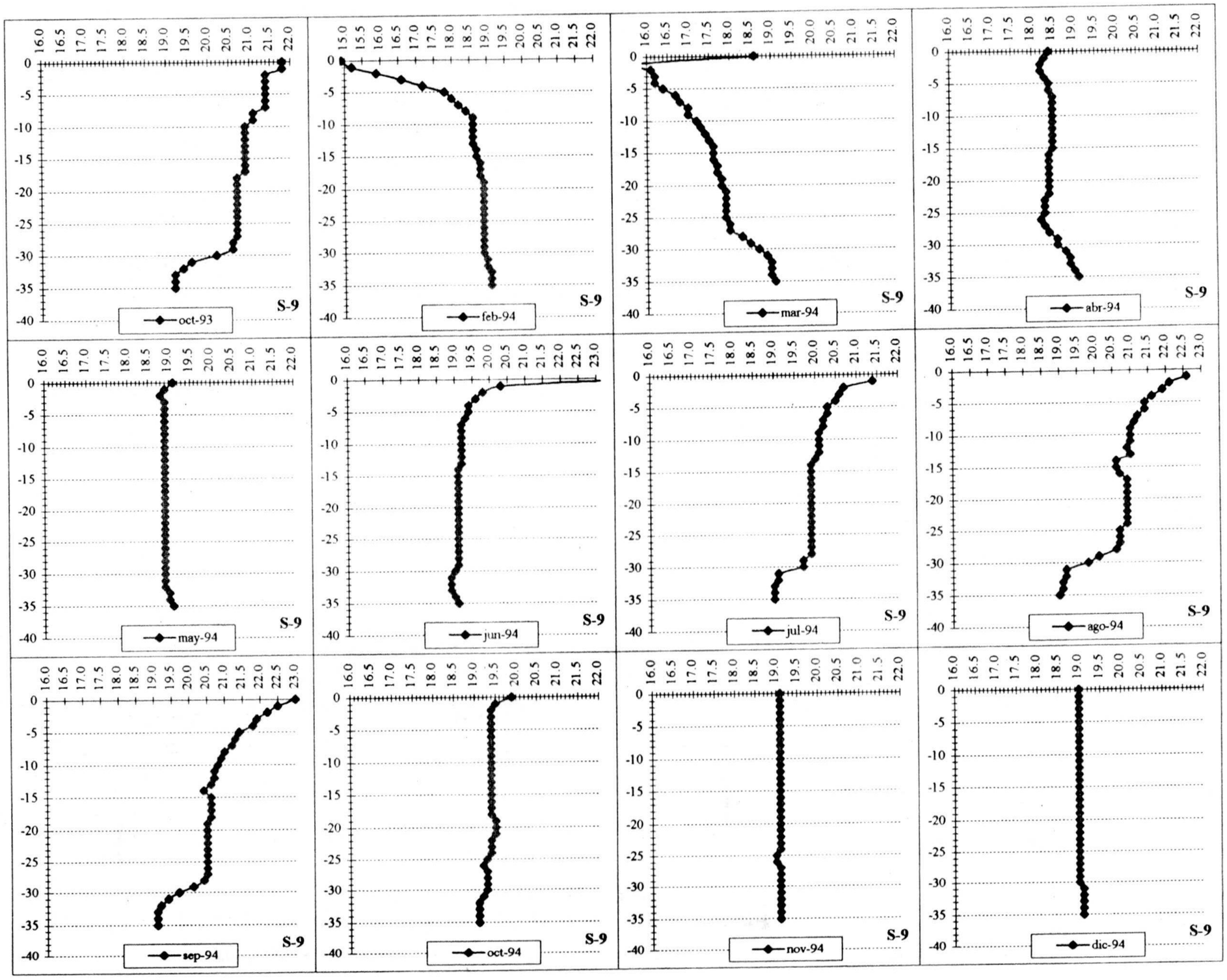

Registros de conductividad eléctrica en el piezómetro S-9 ( C.E. (microsiemens/cm a 25ºC) en abcisas. Cota (m) en ordenadas )

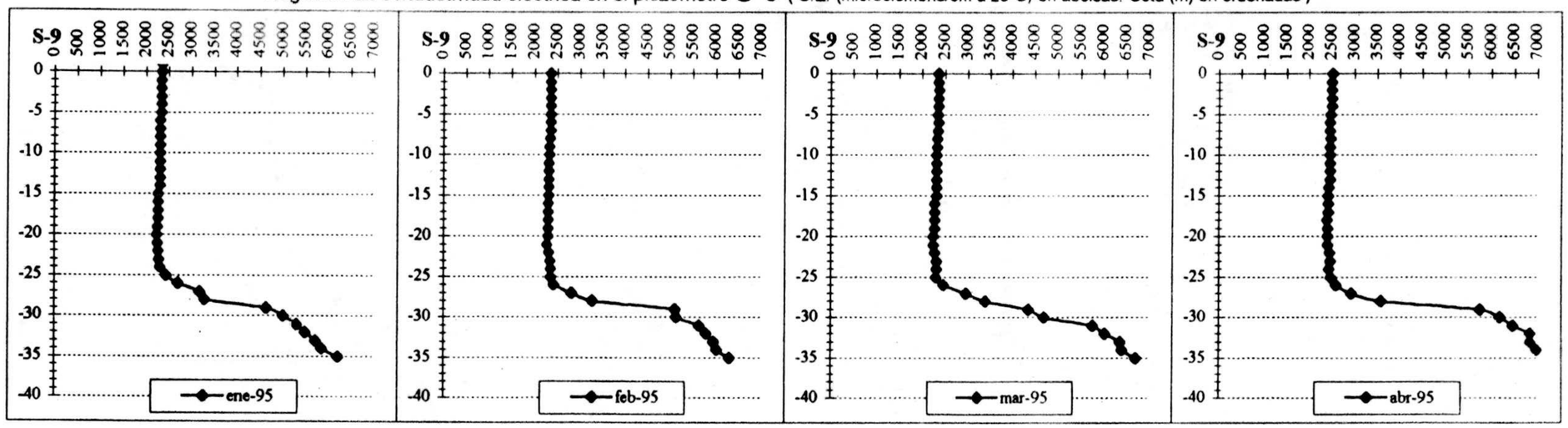

Registros de temperatura (ºC) en el piezómetro S-9 ( Temperatura (ºC) en abcisas. Cota (m) en ordenadas )

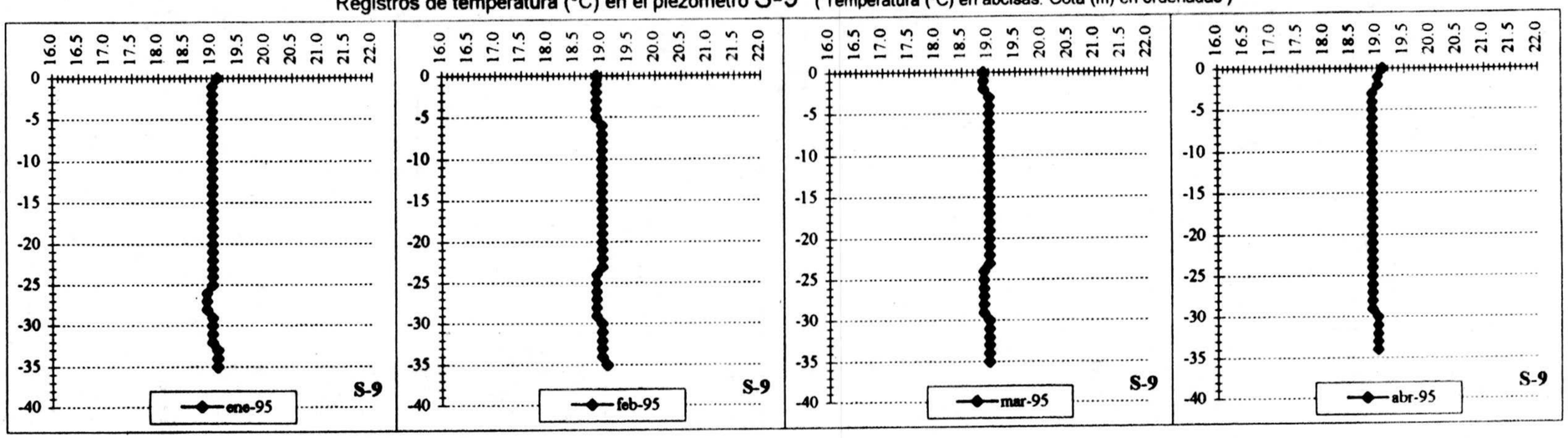

Registros de conductividad eléctrica en el piezómetro S-10Bis ( C.E. (microsiemens/cm a 25ºC) en abcisas. Cota (m) en ordenadas )

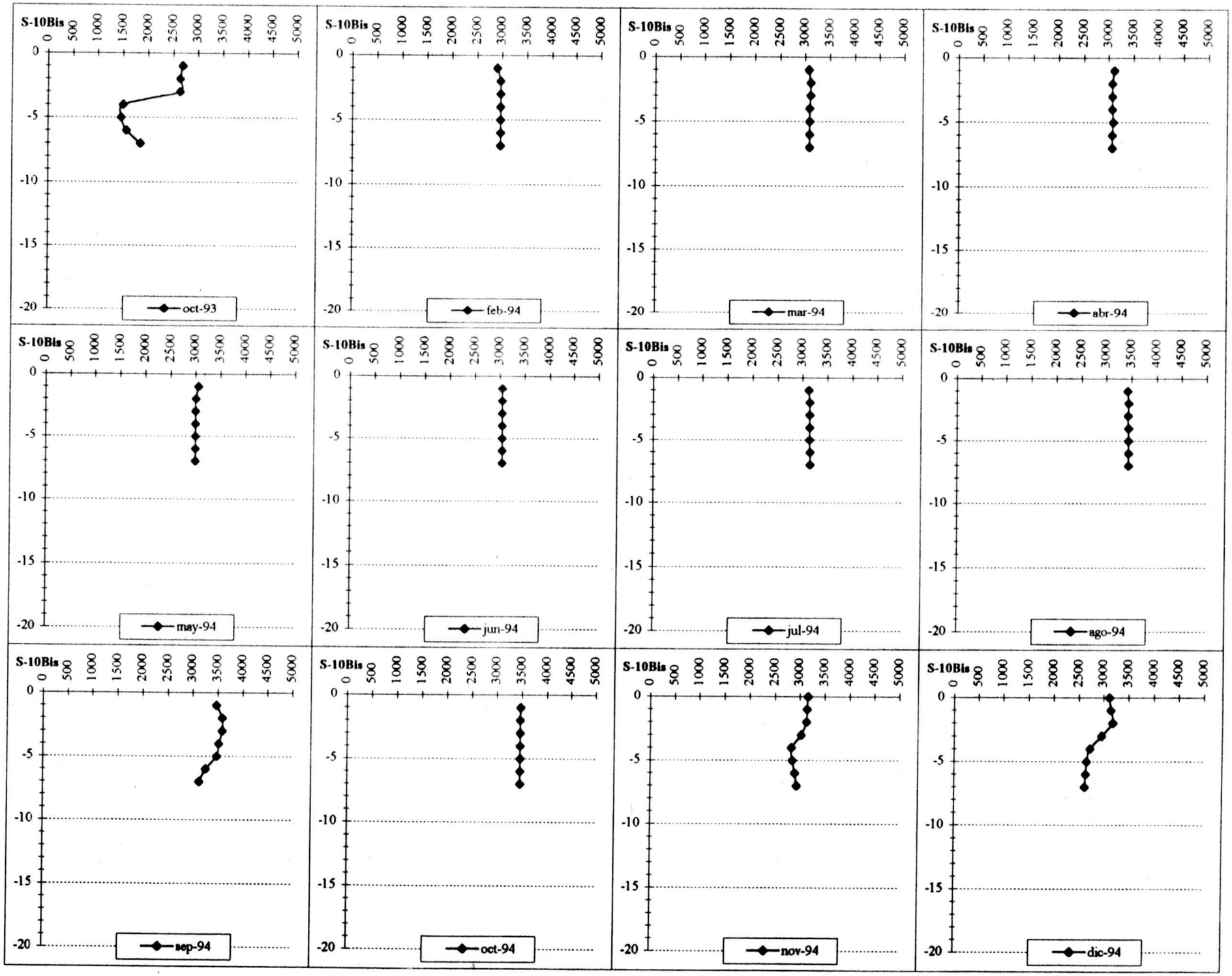

Registros de temperatura (ºC) en el piezómetro S-10Bis ( Temperatura (ºC) en abcisas. Cota (m) en ordenadas )

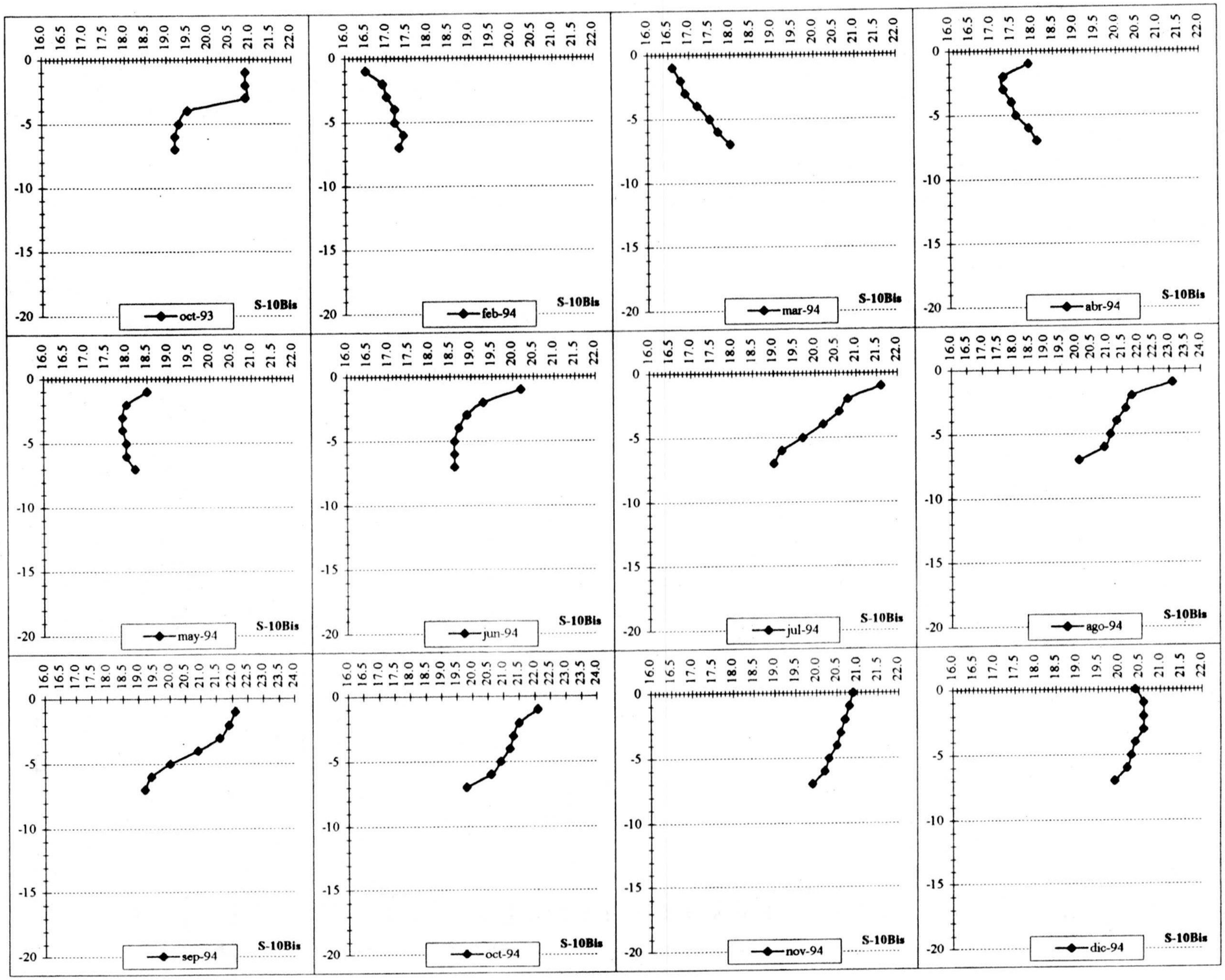

Registros de conductividad eléctrica en el piezómetro S-10Bis ( C.E. (microsiemens/cm a 25ºC) en abcisas. Cota (m) en ordenadas )

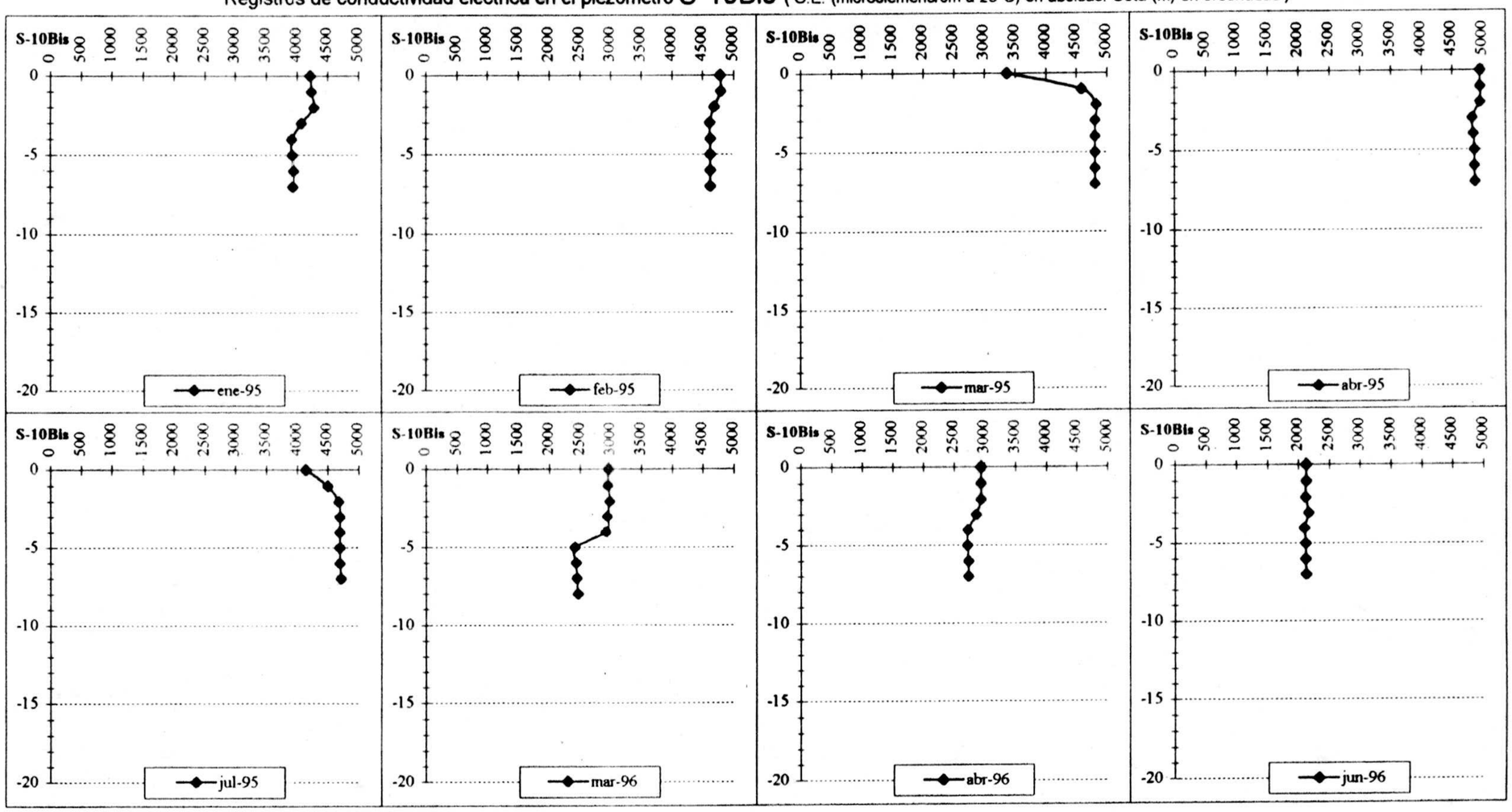

Registros de temperatura (ºC) en el piezómetro **S-10Bis** ( Temperatura (ºC) en abcisas. Cota (m) en ordenadas )

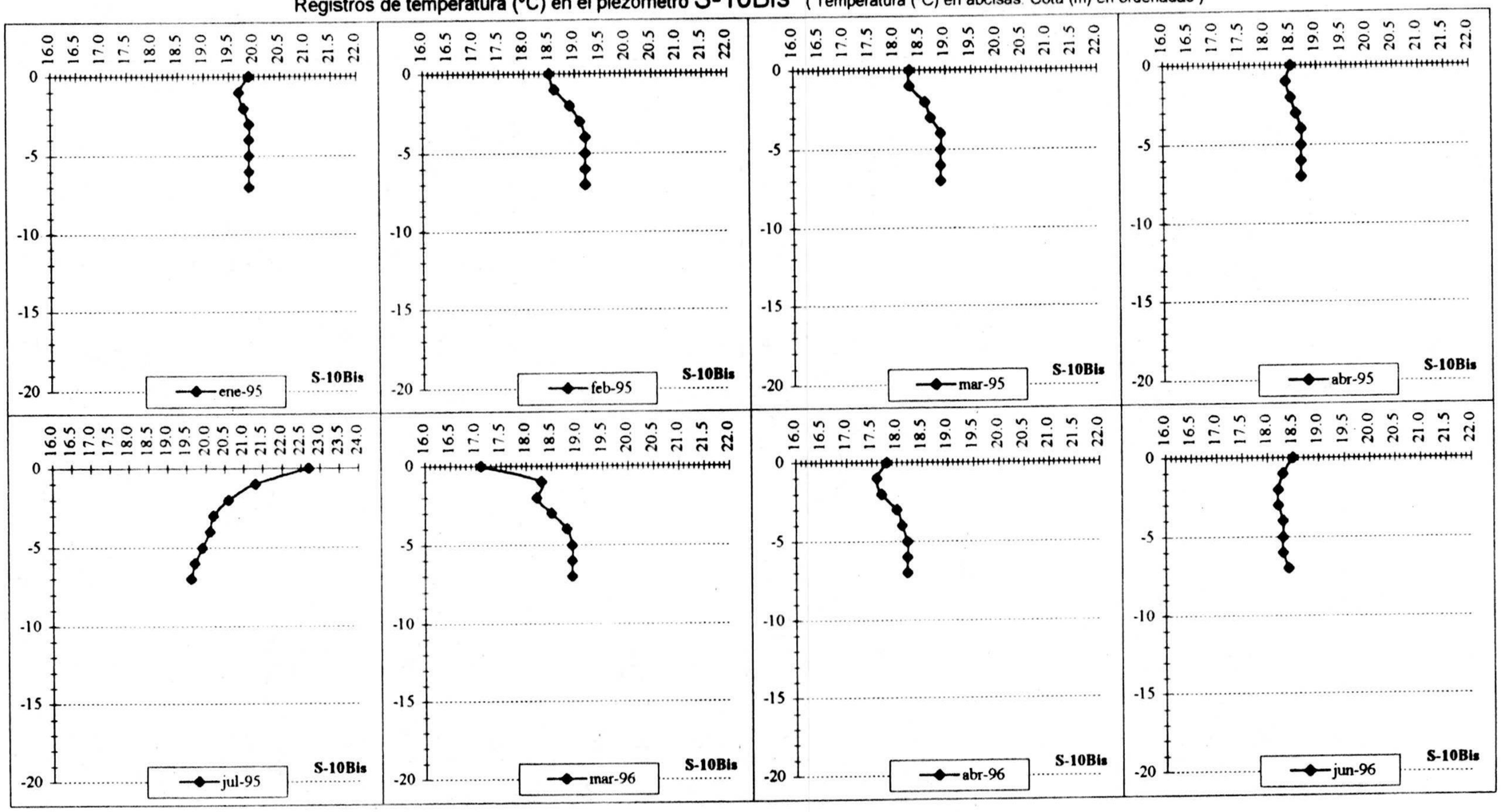

Registros de conductividad eléctrica en el piezómetro S-15 ( C.E. (microsiemens/cm a 25ºC) en abcisas. Cota (m) en ordenadas )

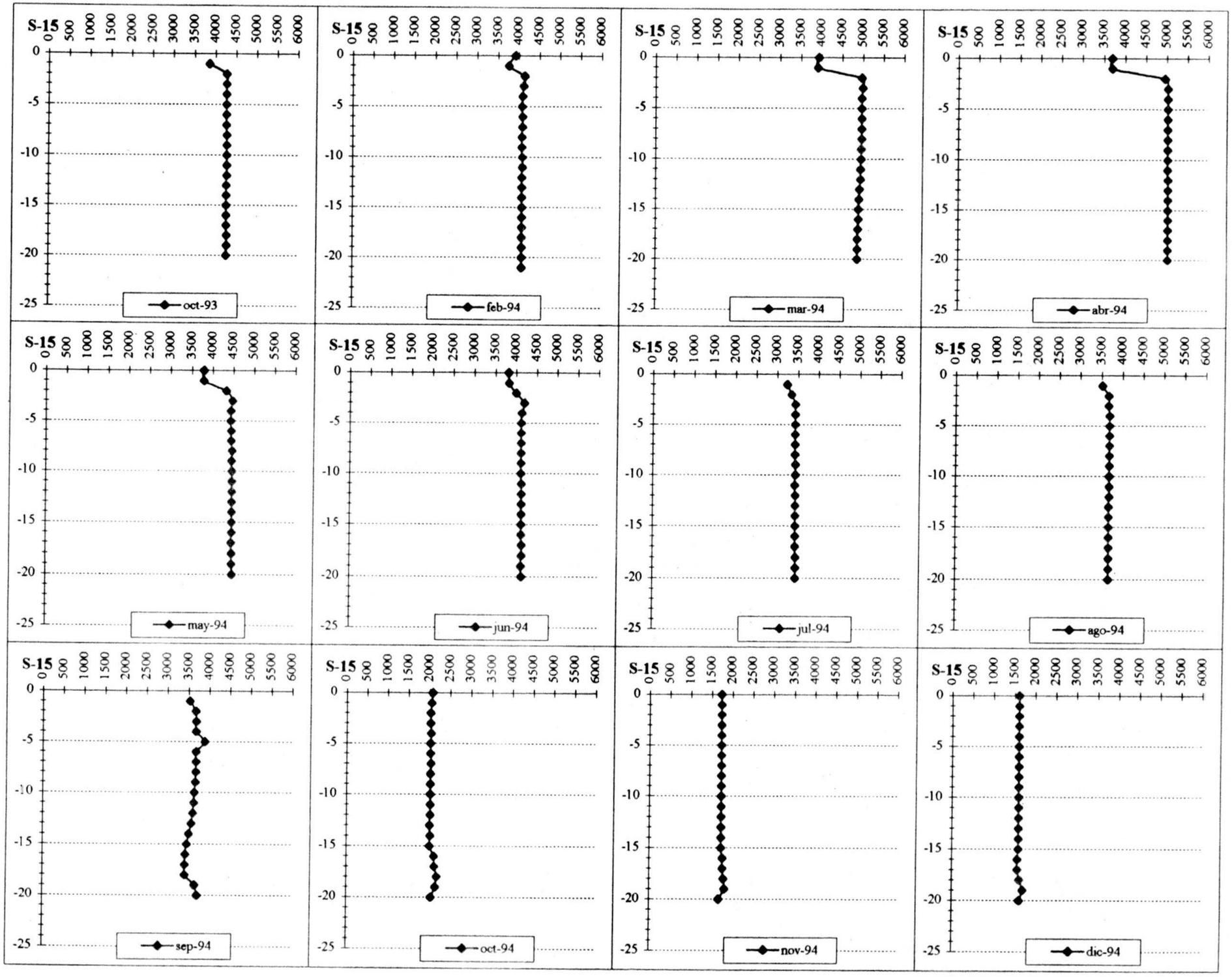

Registros de temperatura (ºC) en el piezómetro S-15 ( Temperatura (ºC) en abcisas. Cota (m) en ordenadas )

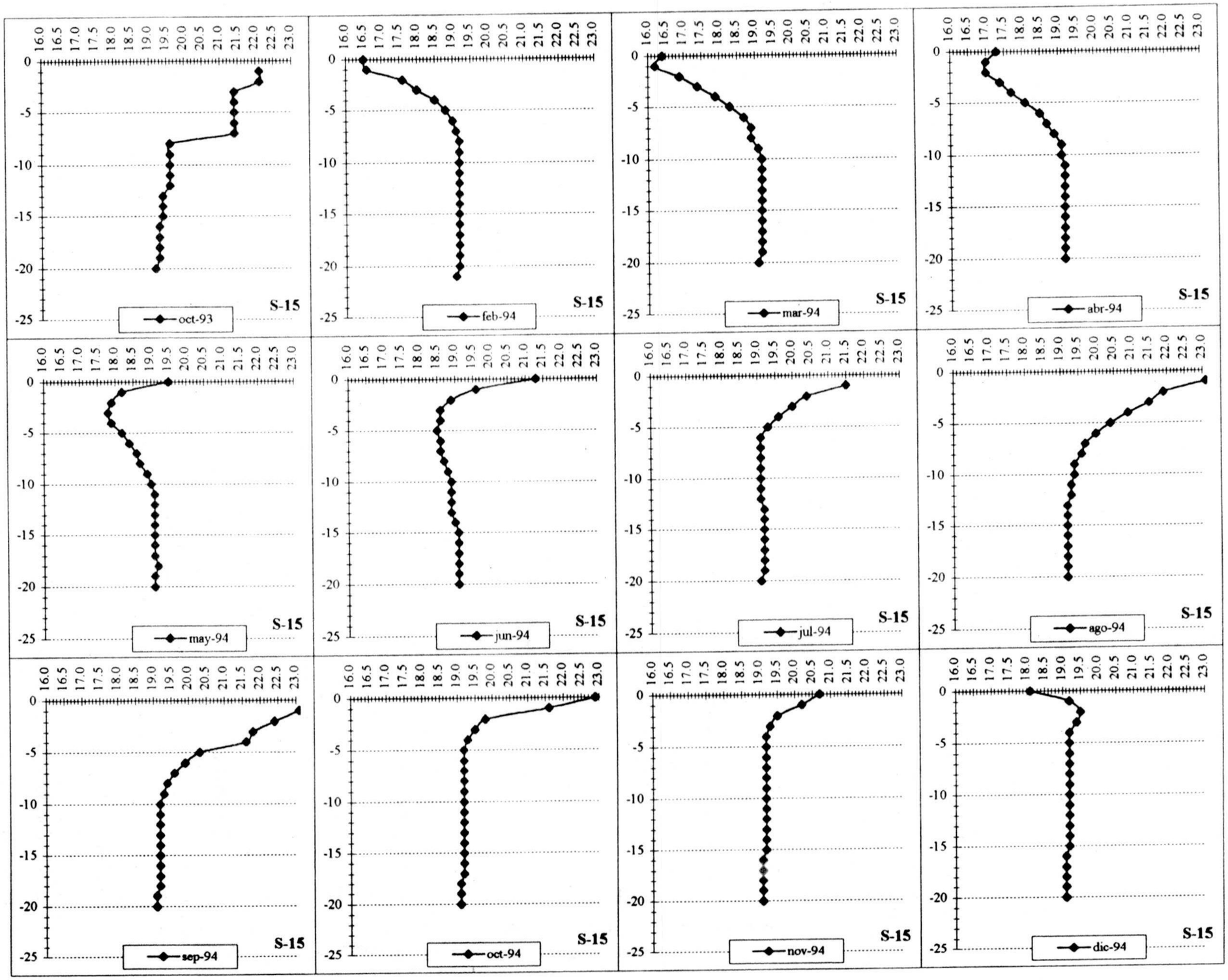

Registros de conductividad eléctrica en el piezómetro S-15 ( C.E. (microsiemens/cm a 25ºC) en abcisas. Cota (m) en ordenadas )

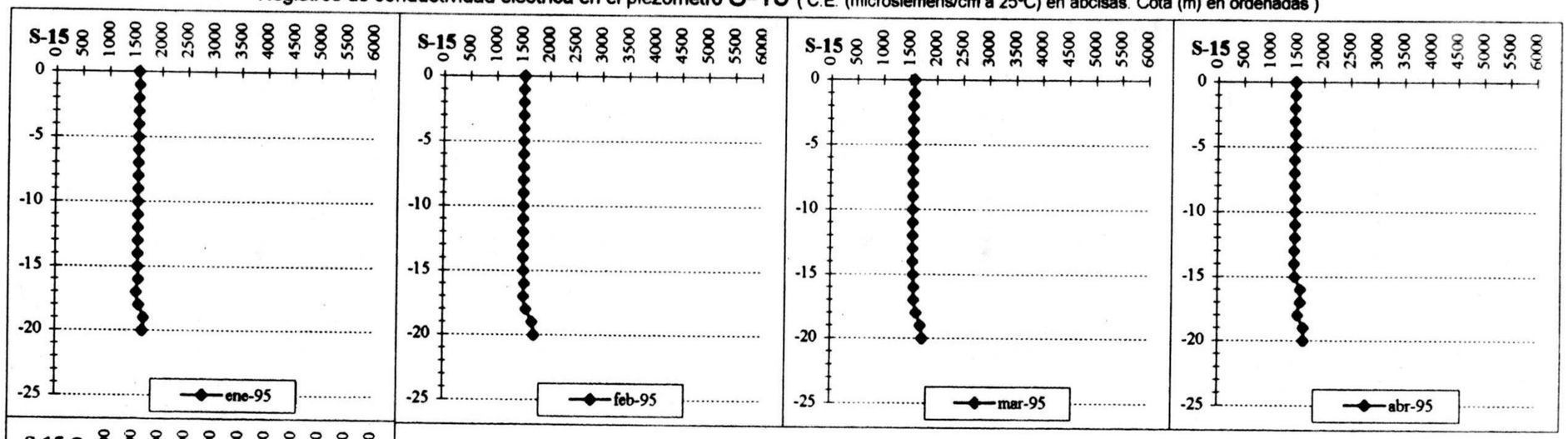


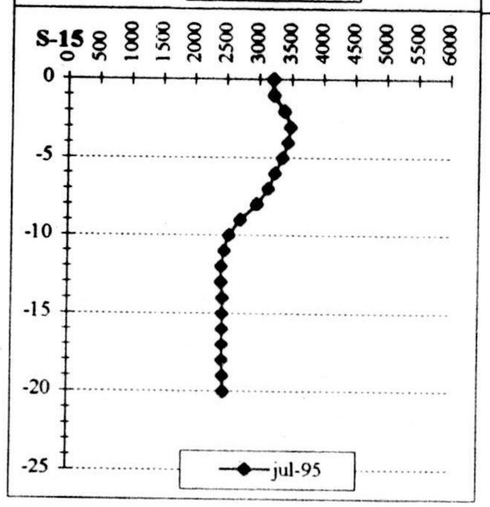

Registros de temperatura (ºC) en el piezómetro S-15 ( Temperatura (ºC) en abcisas. Cota (m) en ordenadas )

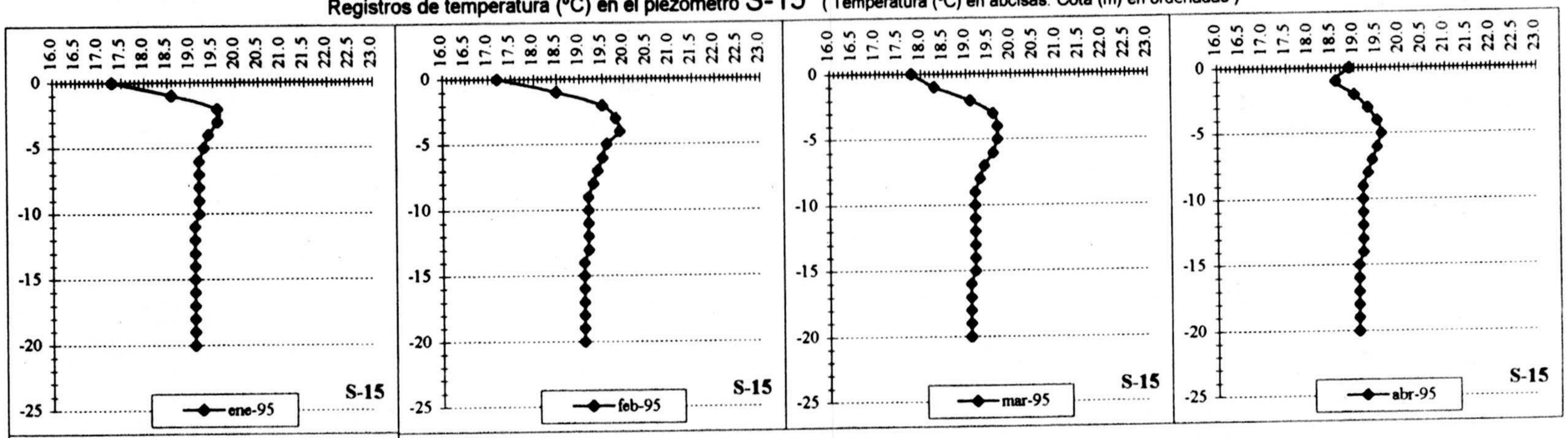











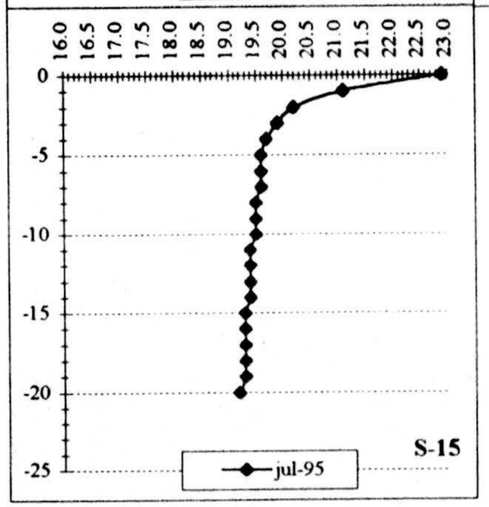

Registros de conductividad eléctrica en el piezómetro S-16 ( C.E. (microsiemens/cm a 25ºC) en abcisas. Cota (m) en ordenadas )

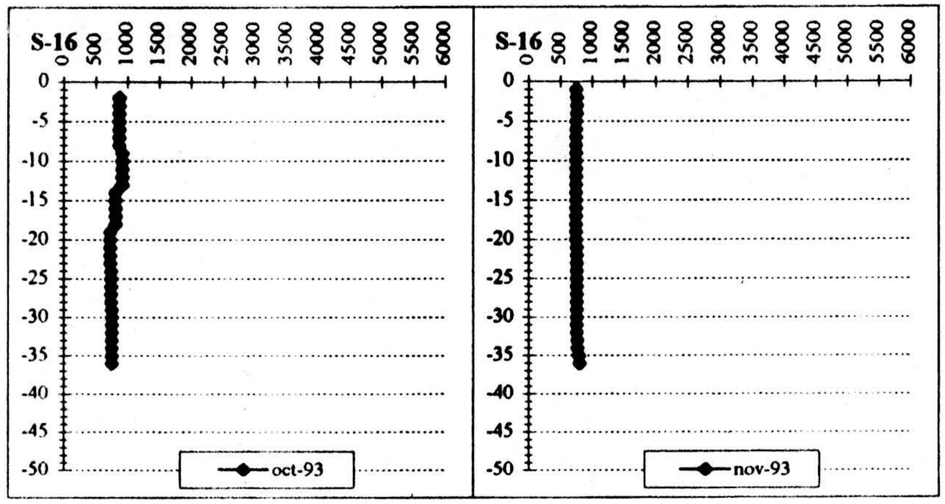

Registros de temperatura (ºC) en el piezómetro S-16 ( Temperatura (ºC) en abcisas. Cota (m) en ordenadas )

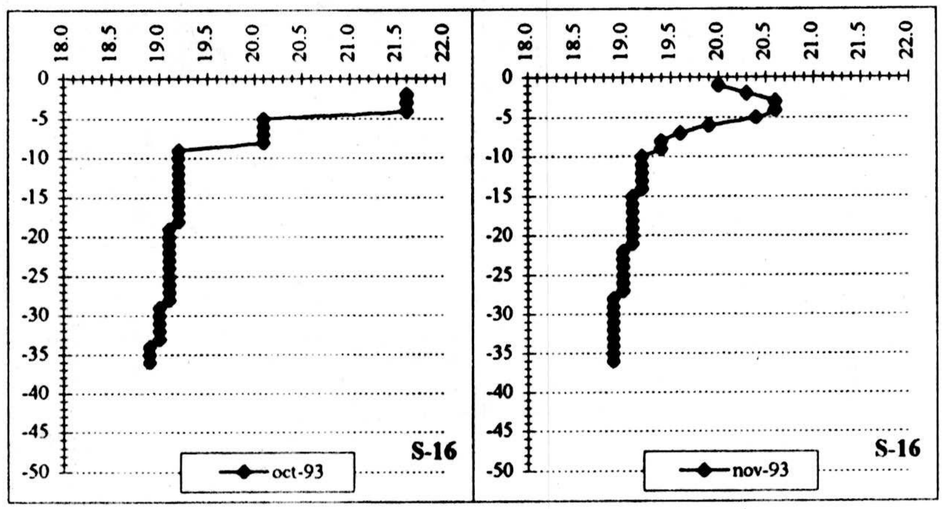

Registros de conductividad eléctrica en el piezómetro S-16Bis ( C.E. (microsiemens/cm a 25ºC) en abcisas. Cota (m) en ordenadas )



**Registros de temperatura (ºC) en el piezómetro S-16Bis** ( Temperatura (ºC) en abcisas. Cota (m) en ordenadas )

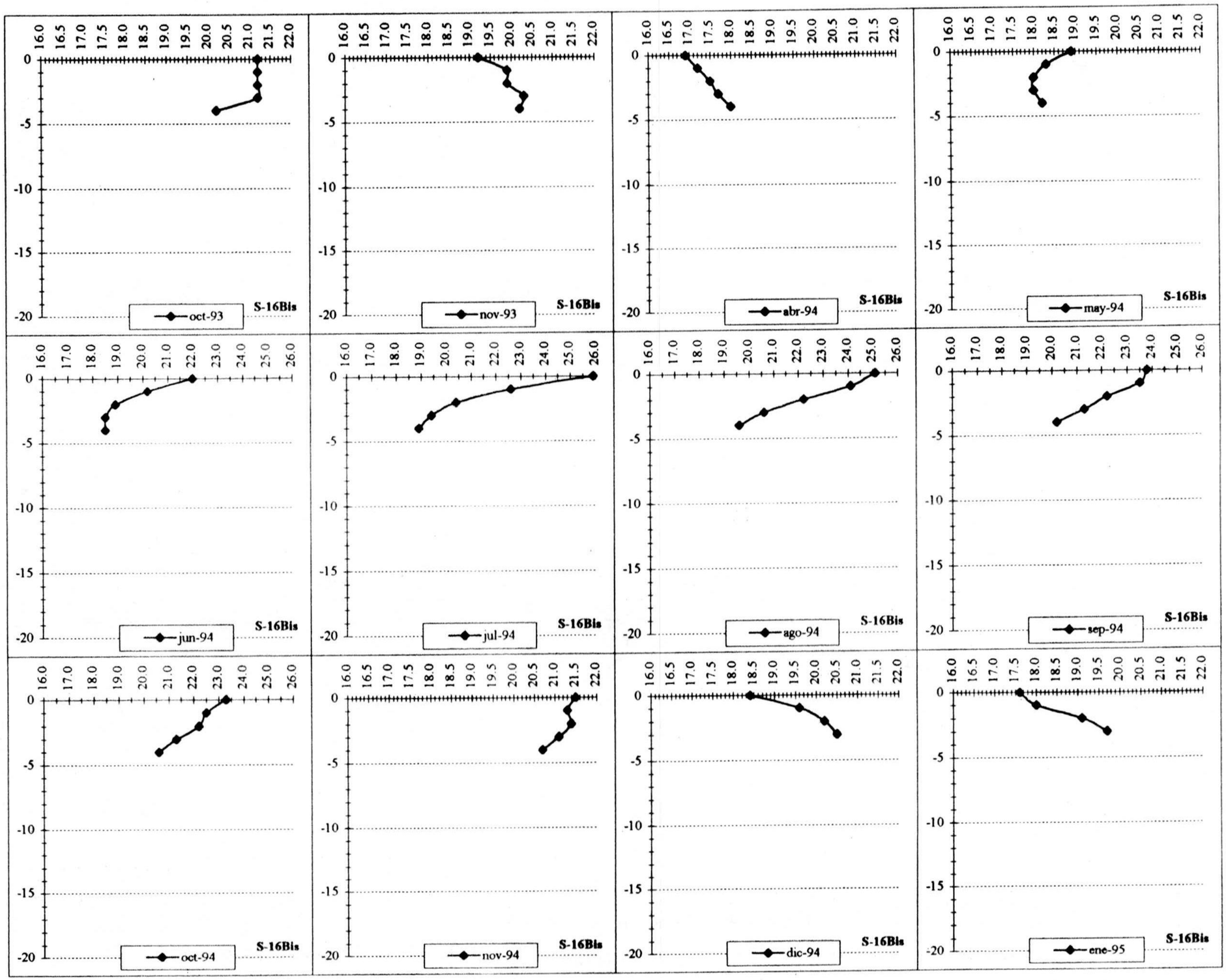

Registros de conductividad eléctrica en el piezómetro S-16Bis ( C.E. (microsiemens/cm a 25ºC) en abcisas. Cota (m) en ordenadas )

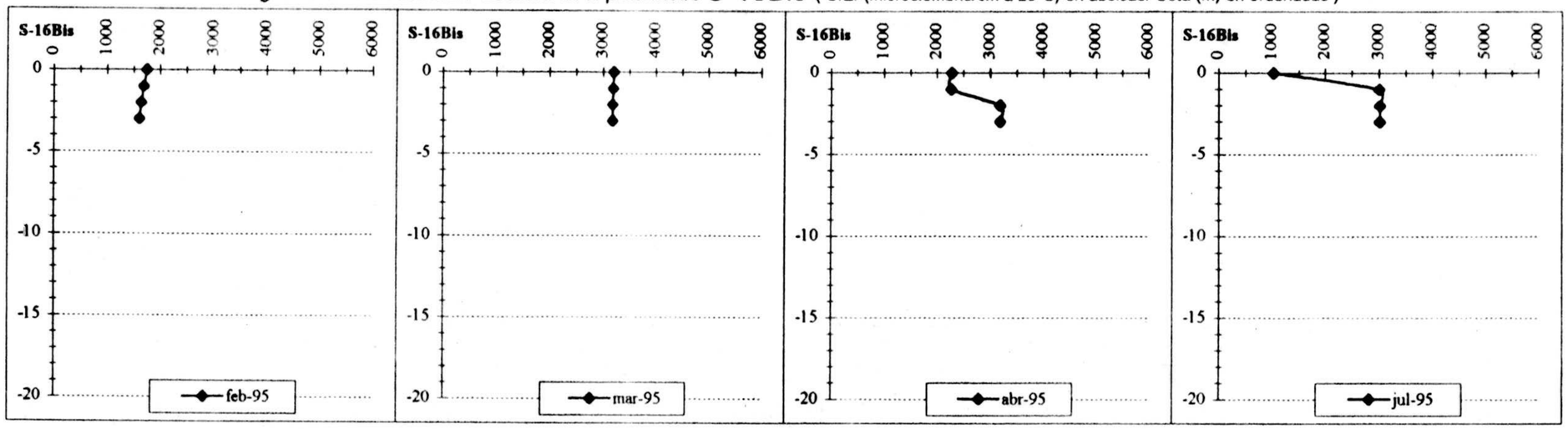


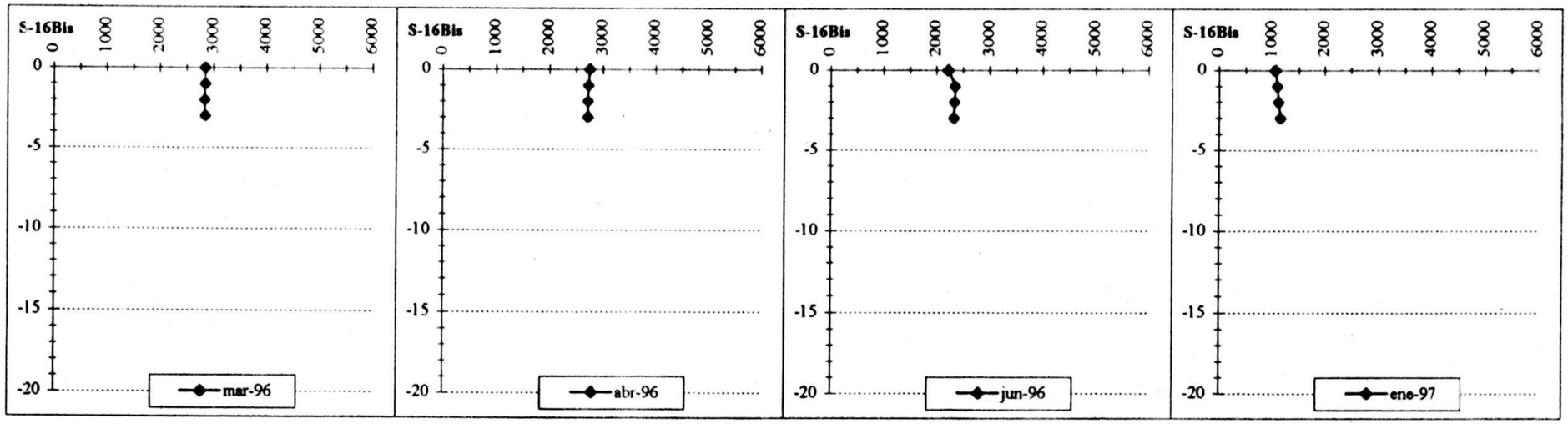

Registros de temperatura (ºC) en el piezómetro S-16Bis ( Temperatura (ºC) en abcisas. Cota (m) en ordenadas )

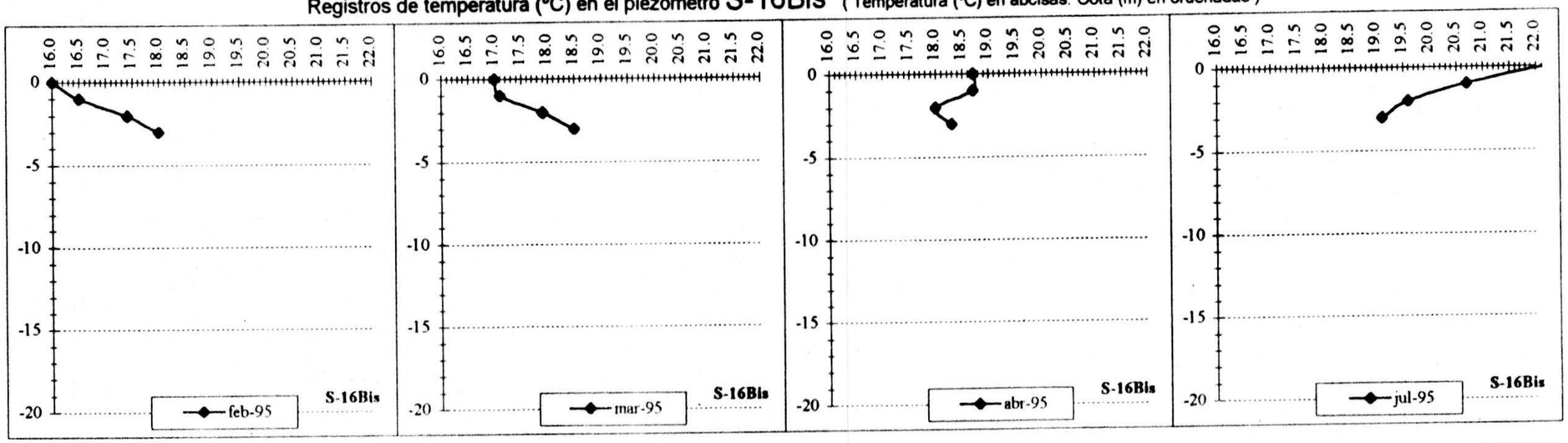


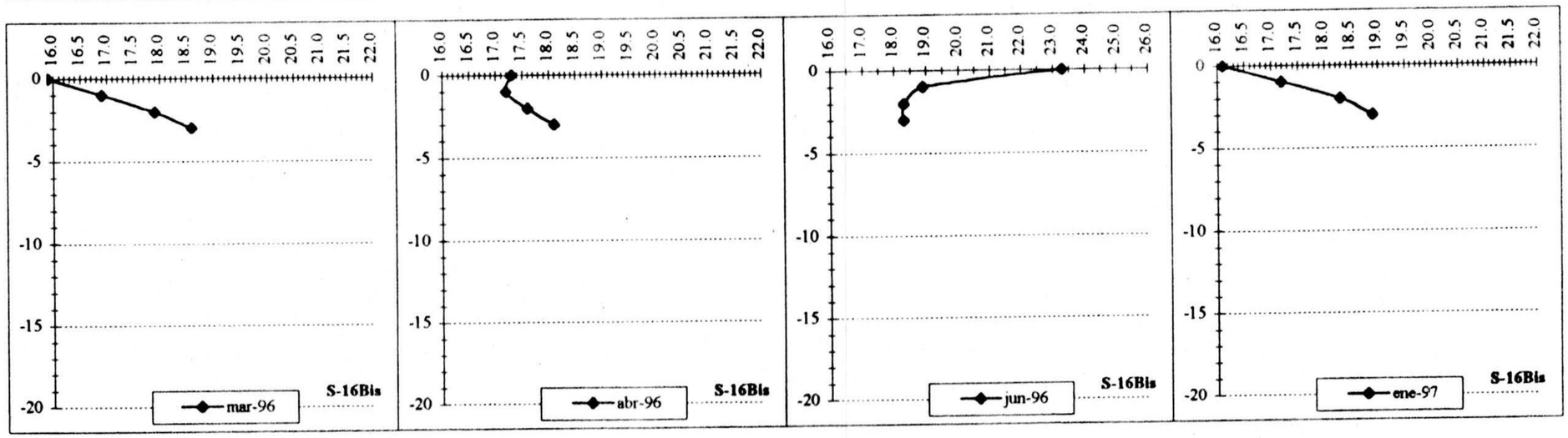

**Registros de conductividad eléctrica en el piezómetro S-18Bis** ( C.E. (microsiemens/cm a 25ºC) en abcisas. Cota (m) en ordenadas )

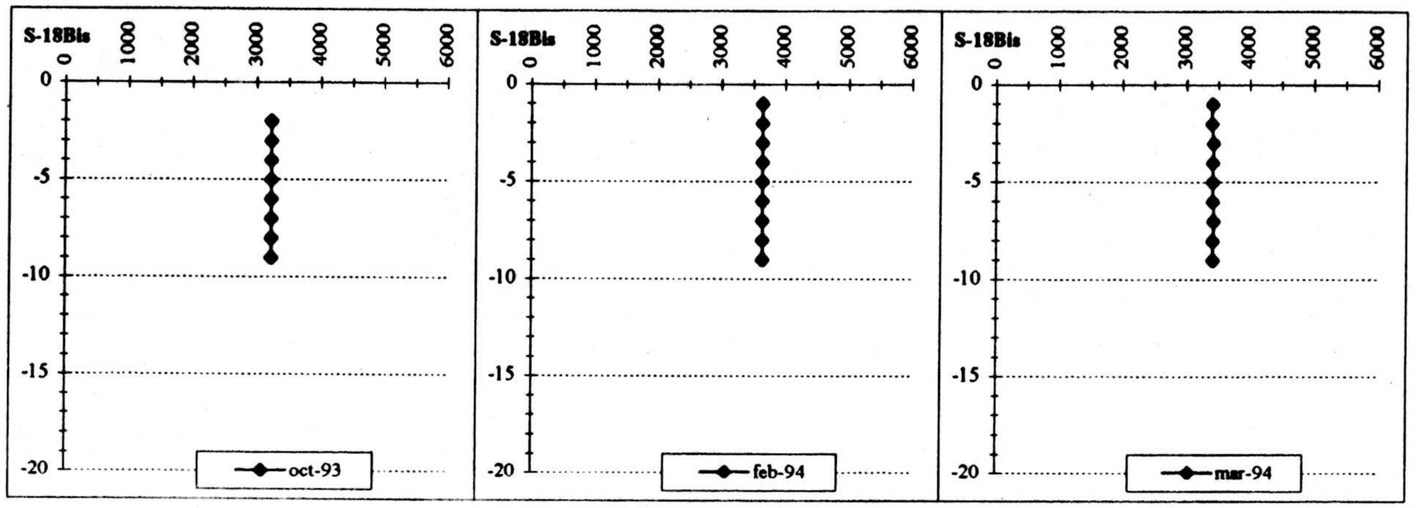

Registros de temperatura (ºC) en el piezómetro **S-18Bis** ( Temperatura (ºC) en abcisas. Cota (m) en ordenadas )

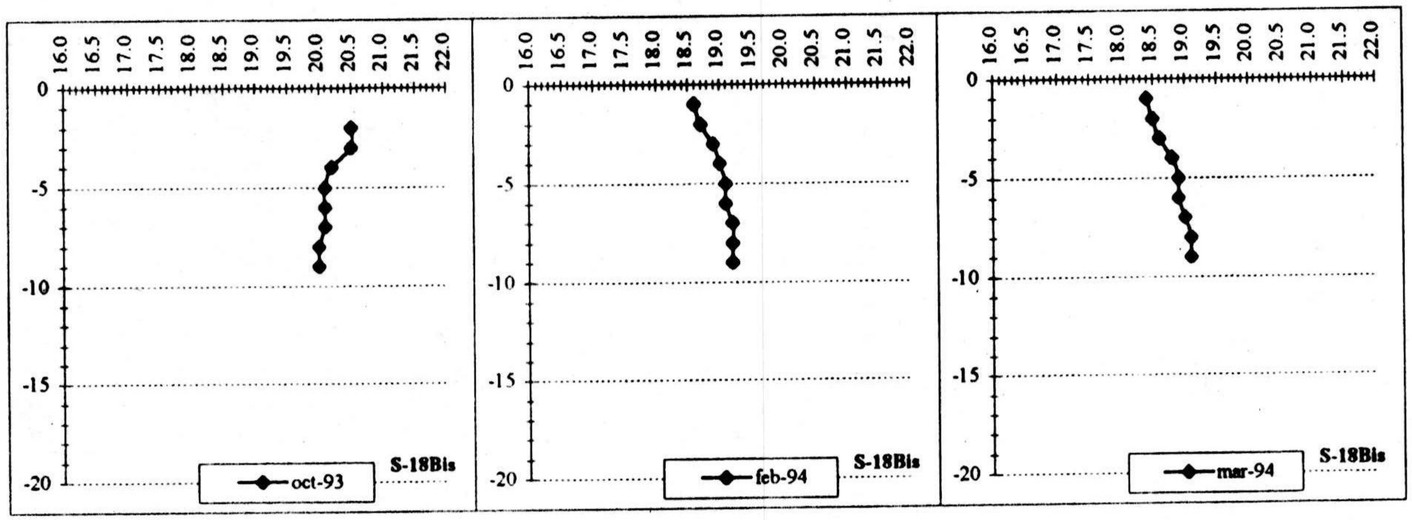

**Registros de conductividad eléctrica en el piezómetro S-21** ( C.E. (microsiemens/cm a 25ºC) en abcisas. Cota (m) en ordenadas )

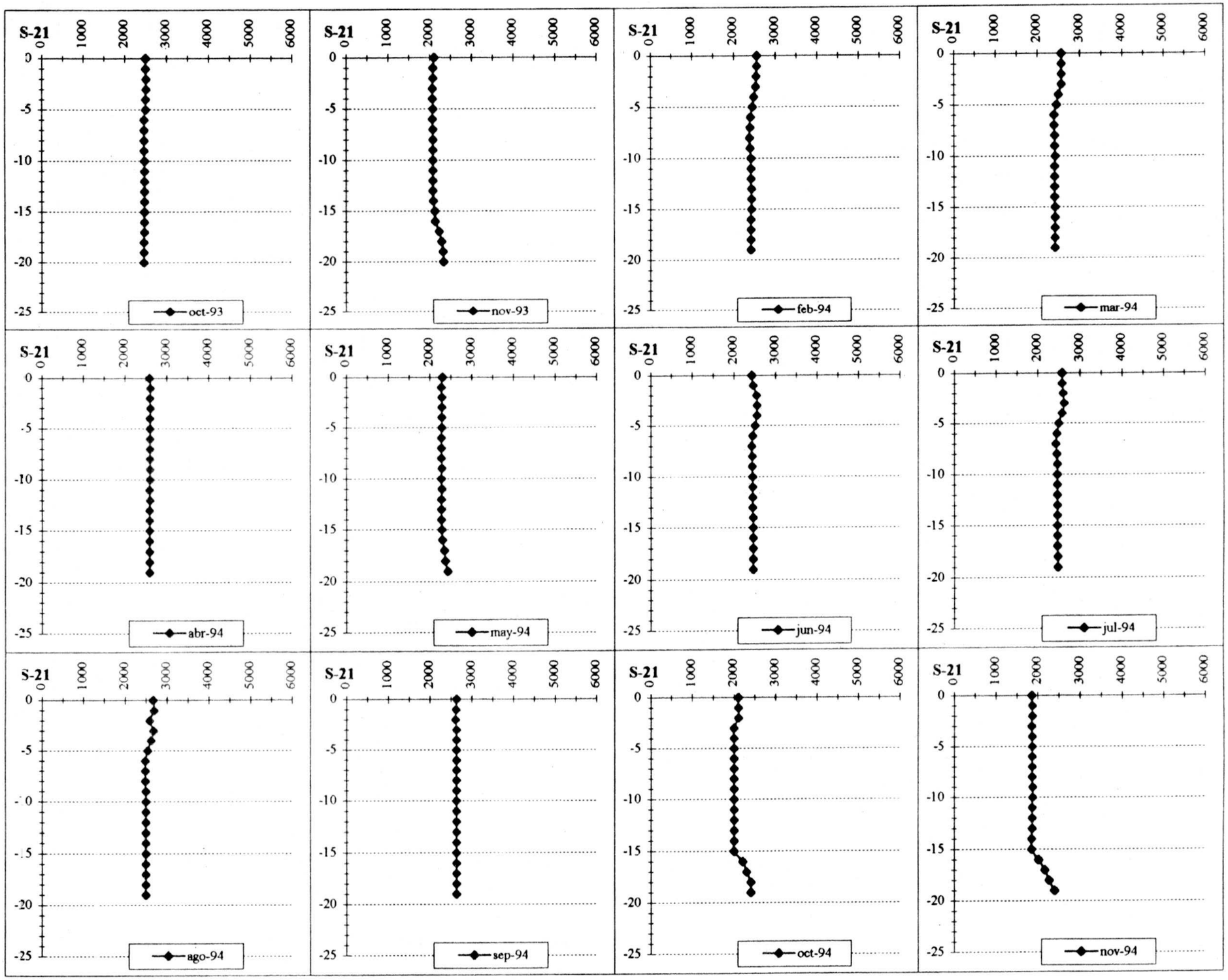

Registros de temperatura (ºC) en el piezómetro S-21 ( Temperatura (ºC) en abcisas. Cota (m) en ordenadas )

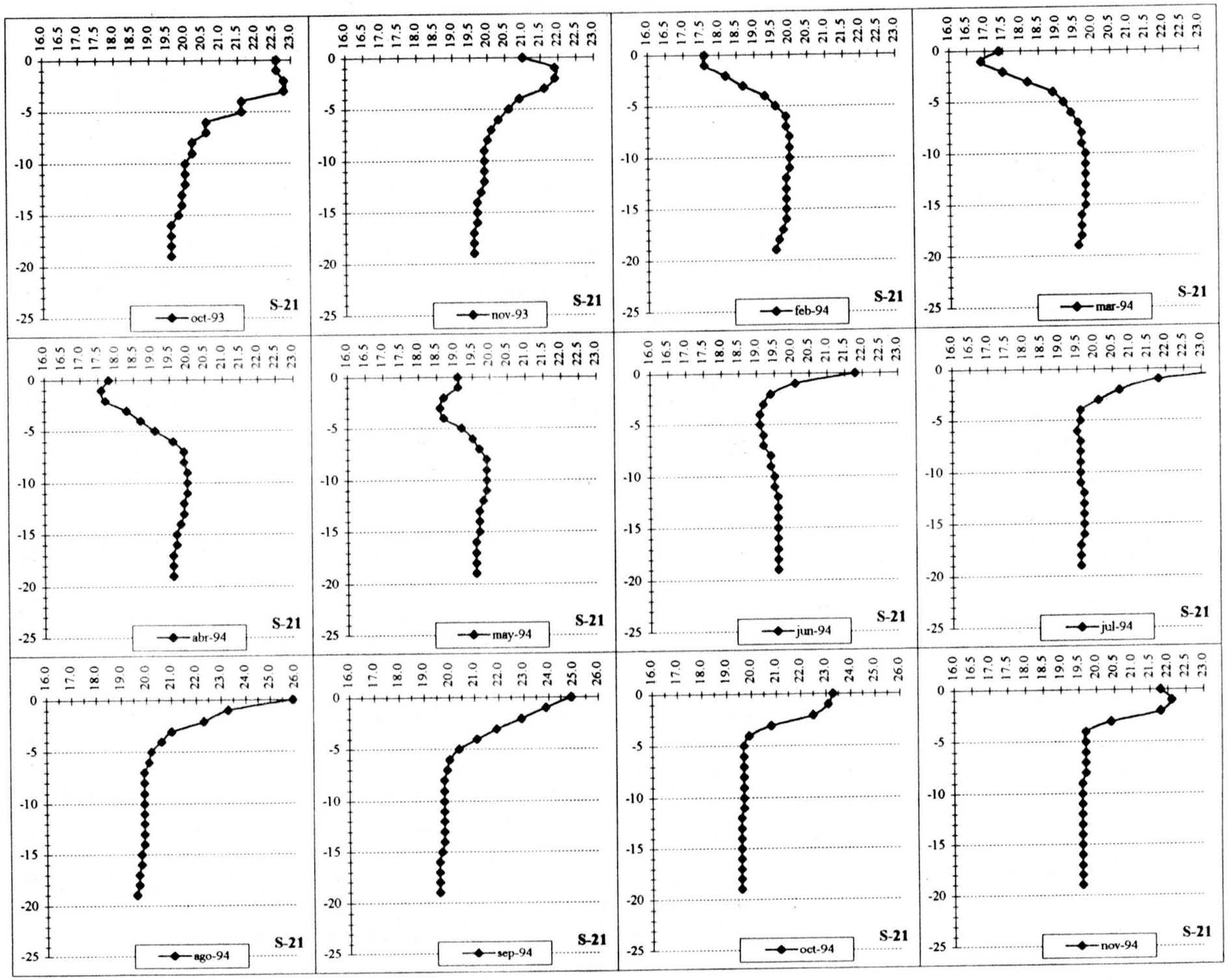

Registros de conductividad eléctrica en el piezómetro S-21 ( C.E. (microsiemens/cm a 25ºC) en abcisas. Cota (m) en ordenadas )

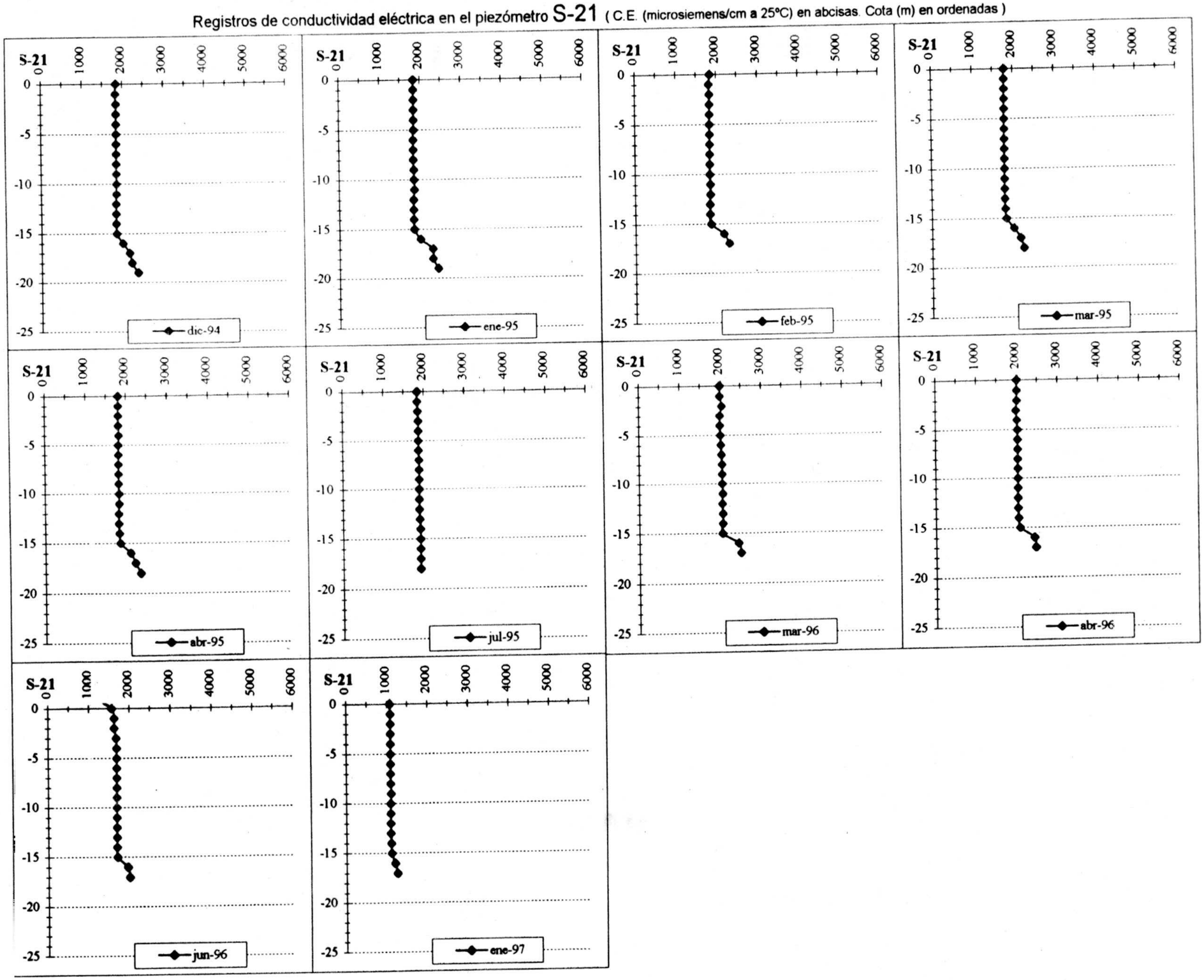

Registros de temperatura (ºC) en el piezómetro S-21 ( Temperatura (ºC) en abcisas. Cota (m) en ordenadas )

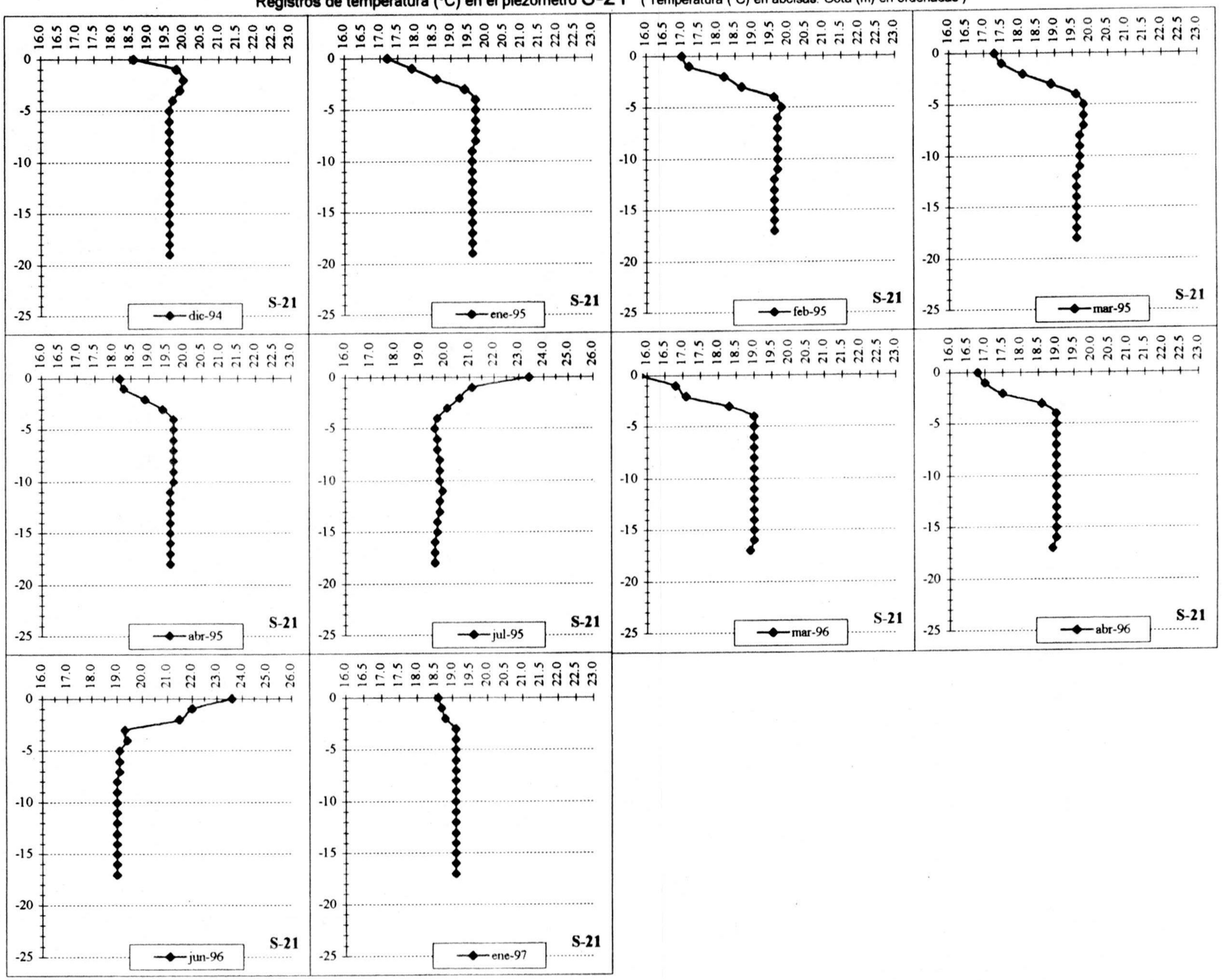

Registros de conductividad eléctrica en el piezómetro S-23Bis ( C.E. (microsiemens/cm a 25ºC) en abcisas. Cota (m) en ordenadas )

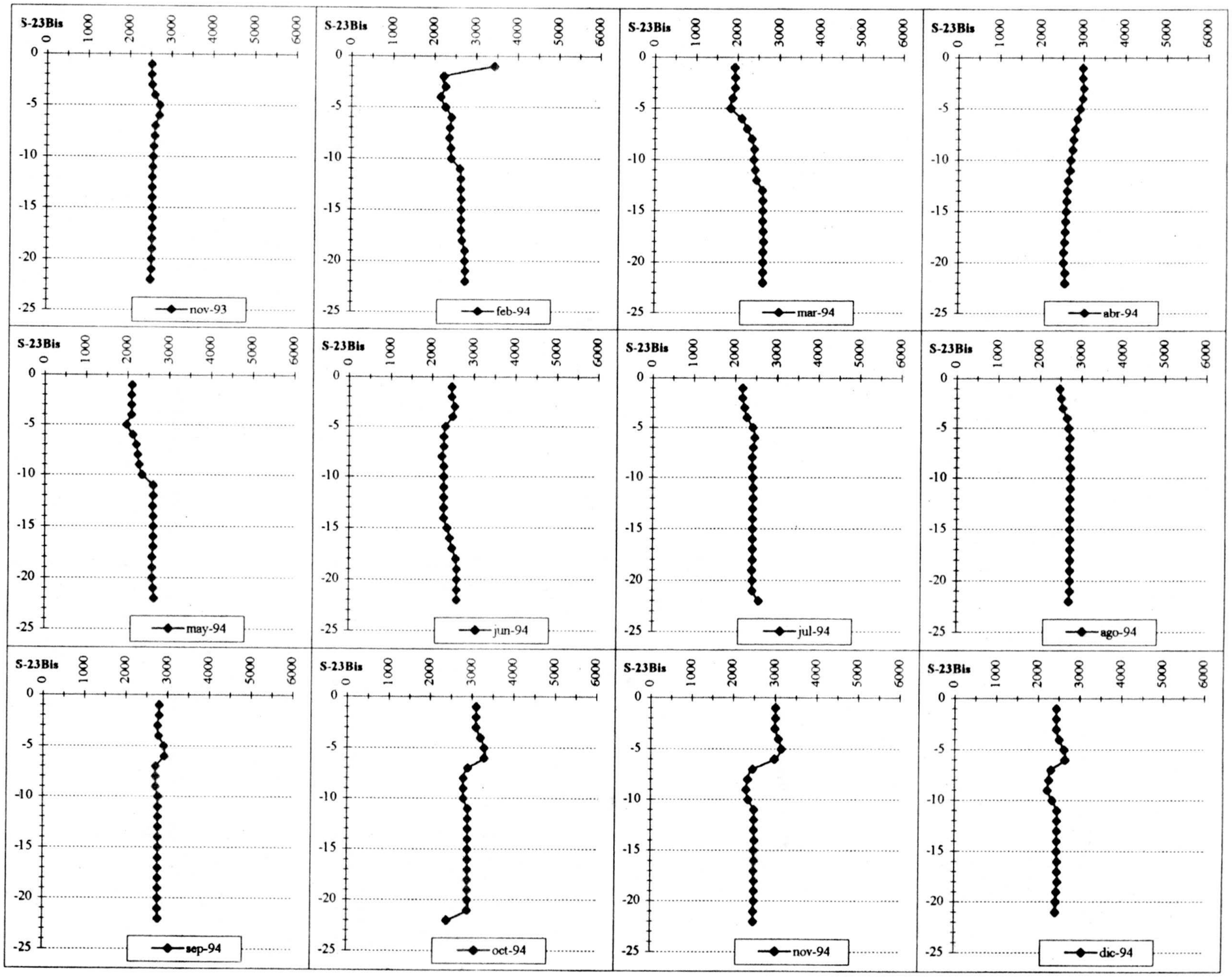

Registros de temperatura (ºC) en el piezómetro S-23Bis ( Temperatura (ºC) en abcisas. Cota (m) en ordenadas )

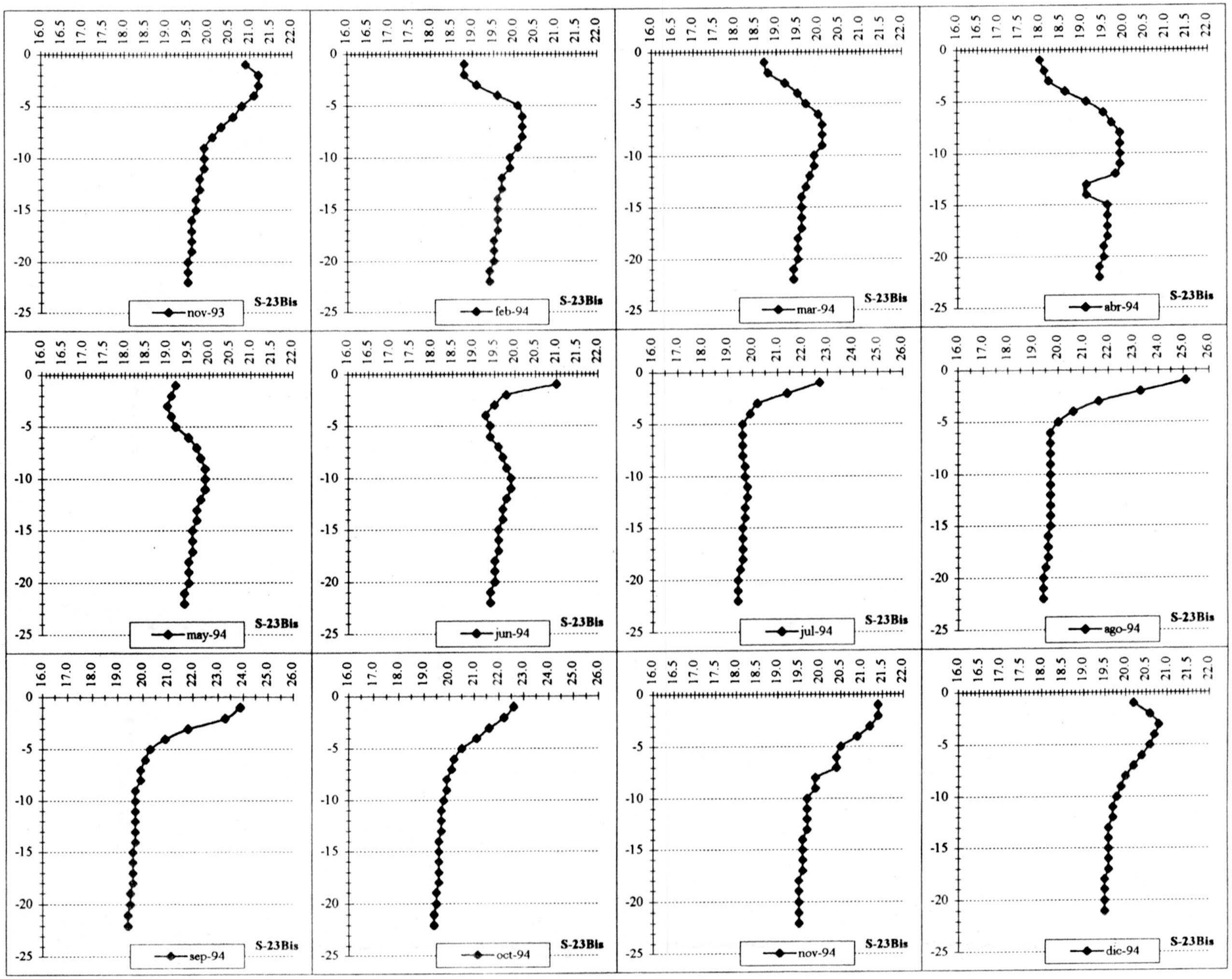

**Registros de conductividad eléctrica en el piezómetro S-23Bis** ( C.E. (microsiemens/cm a 25ºC) en abcisas. Cota (m) en ordenadas )

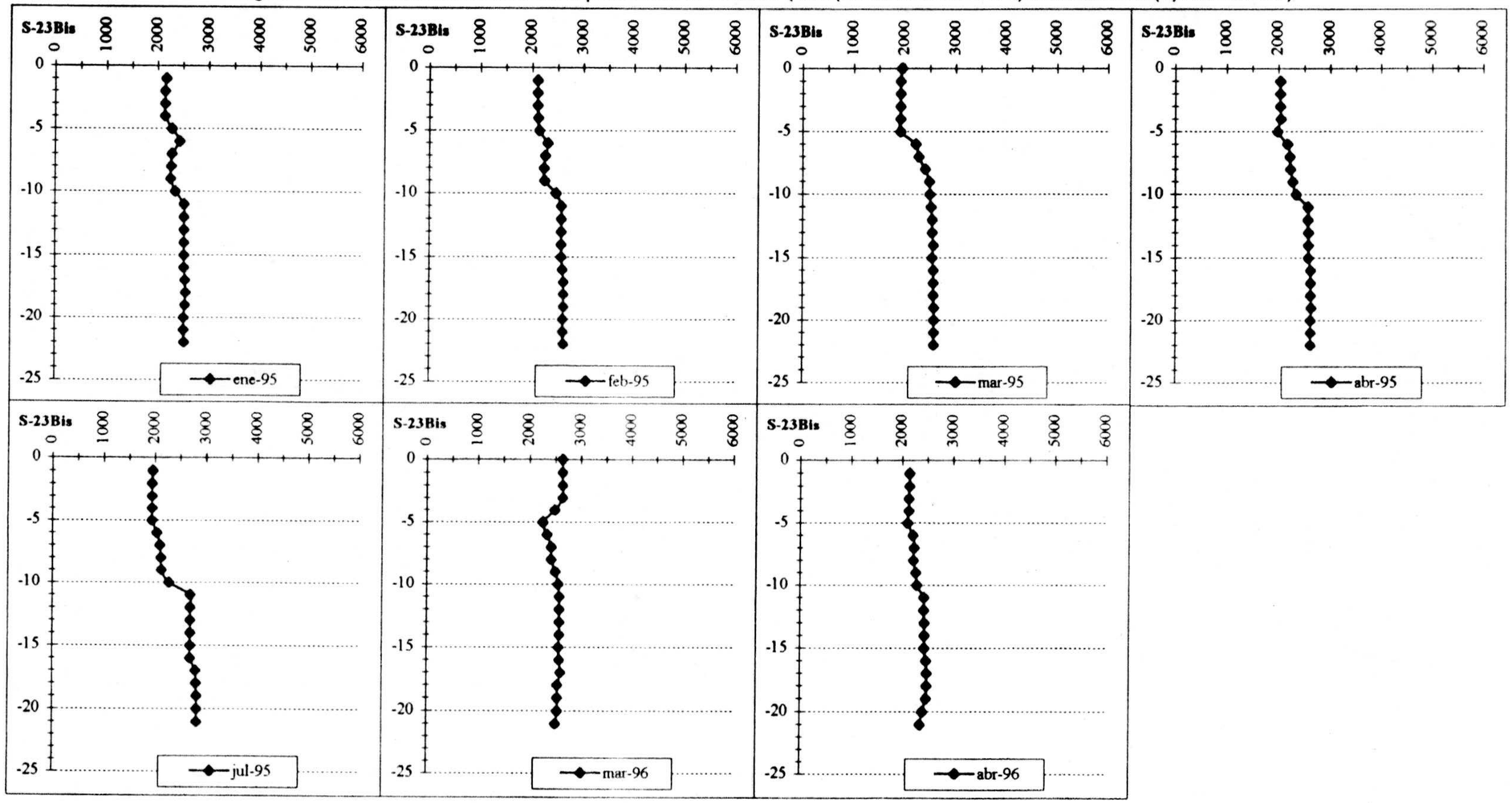

Registros de temperatura (ºC) en el piezómetro S-23Bis ( Temperatura (ºC) en abcisas. Cota (m) en ordenadas )

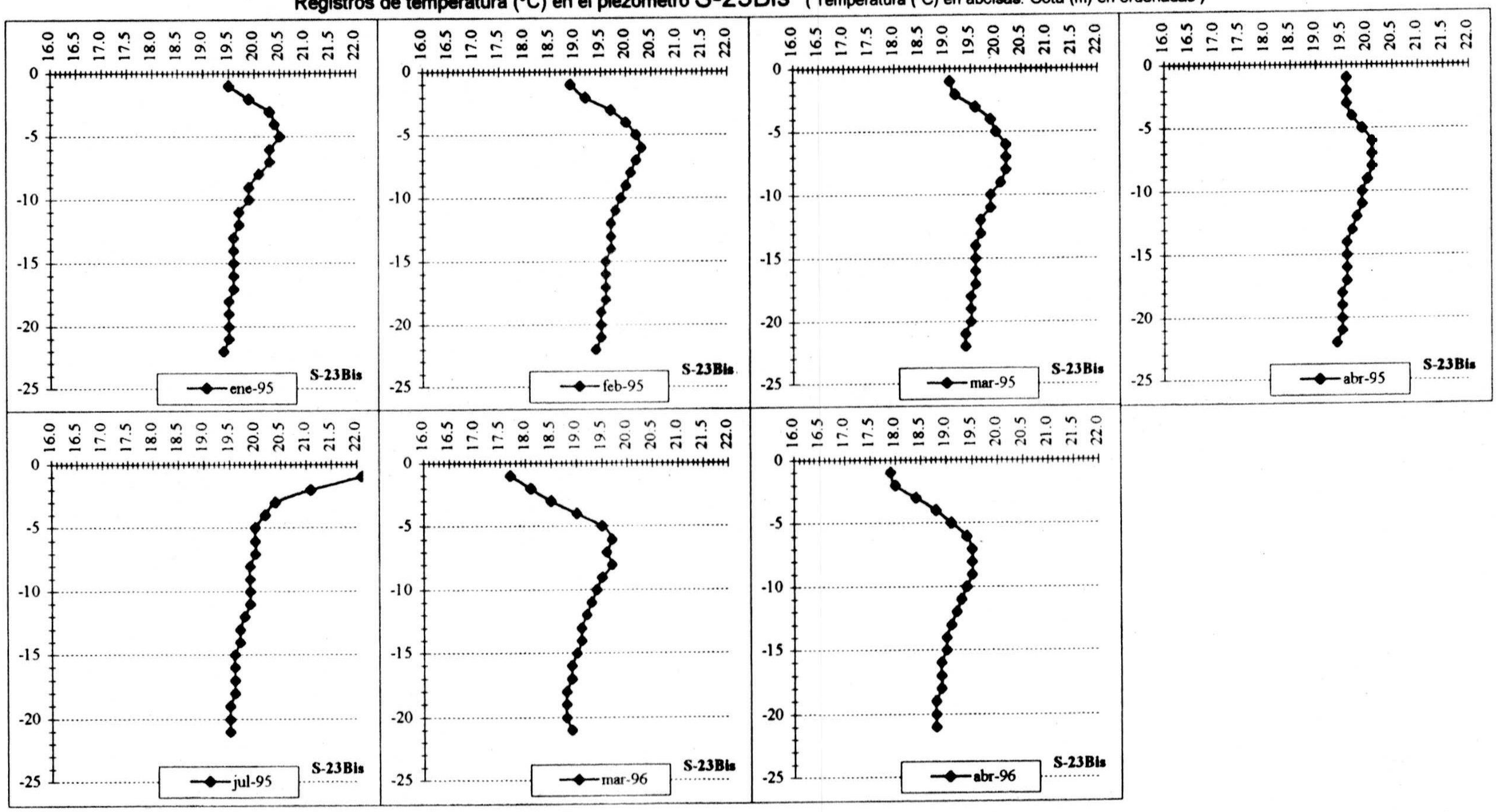

Registros de conductividad eléctrica en el piezómetro S-151Bis ( C.E. (microsiemens/cm a 25ºC) en abcisas. Cota (m) en ordenadas )

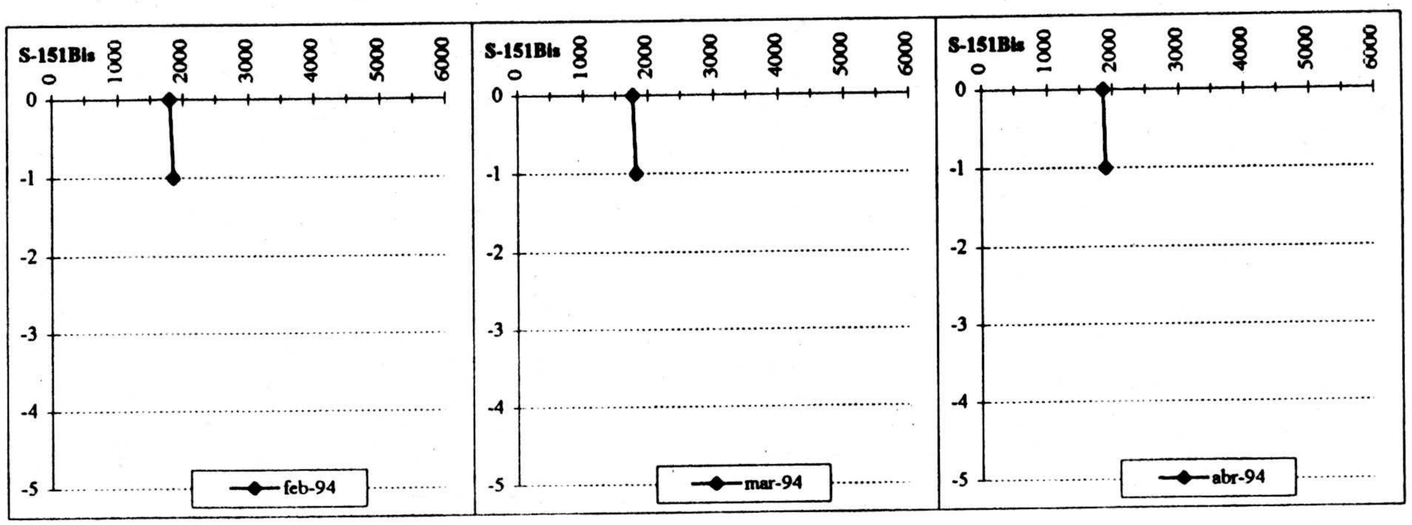

Registros de temperatura (ºC) en el piezómetro **S-151Bis** ( Temperatura (ºC) en abcisas. Cota (m) en ordenadas )

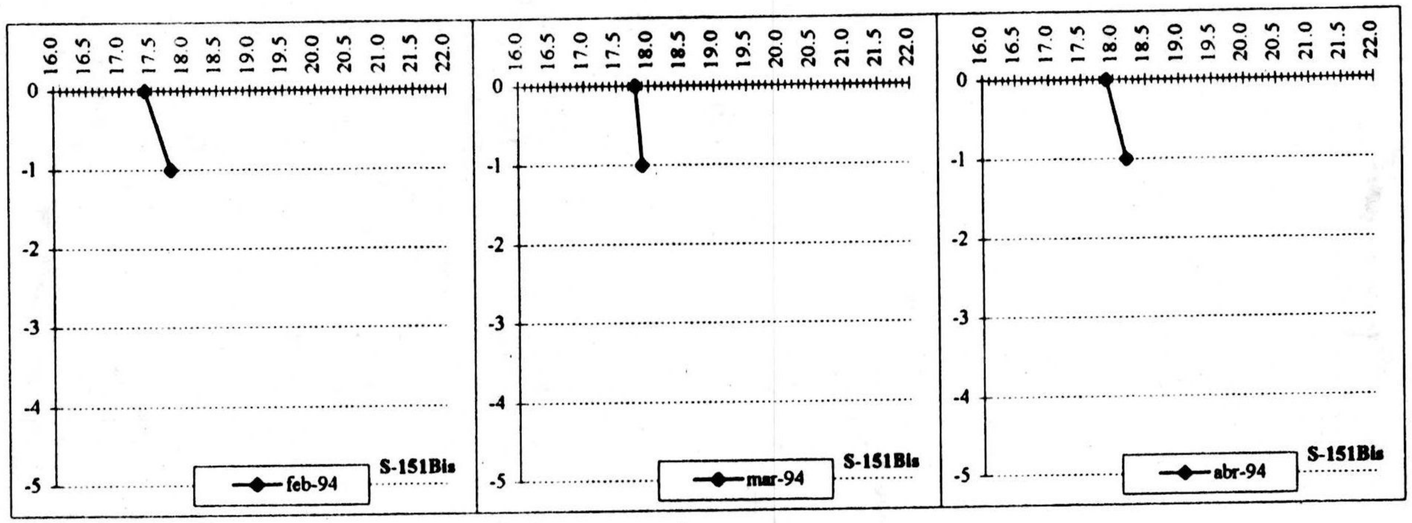

Registros de conductividad eléctrica en el piezómetro S-152 ( C.E. (microsiemens/cm a 25ºC) en abcisas. Cota (m) en ordenadas )

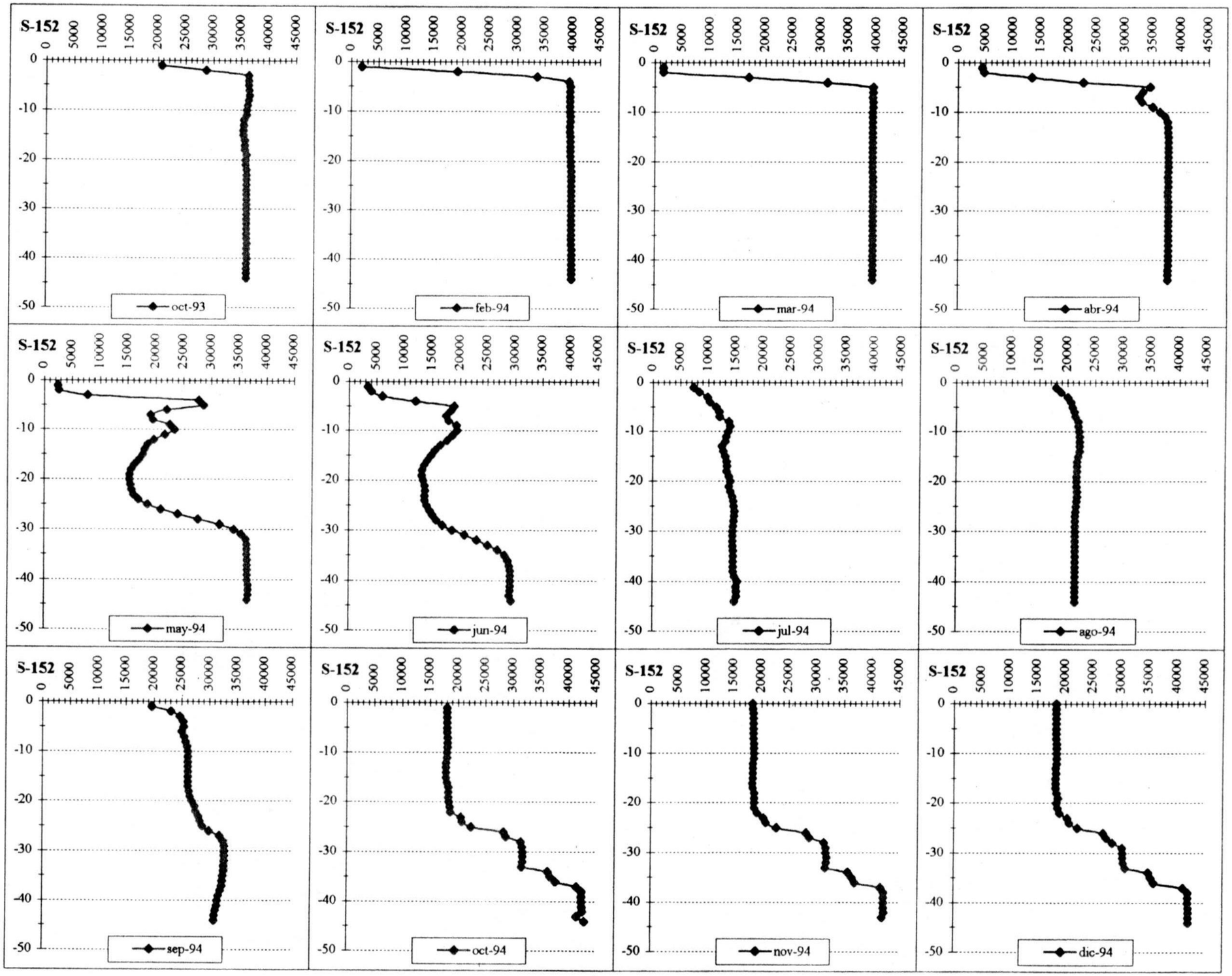

Registros de temperatura (ºC) en el piezómetro S-152 ( Temperatura (ºC) en abcisas. Cota (m) en ordenadas )

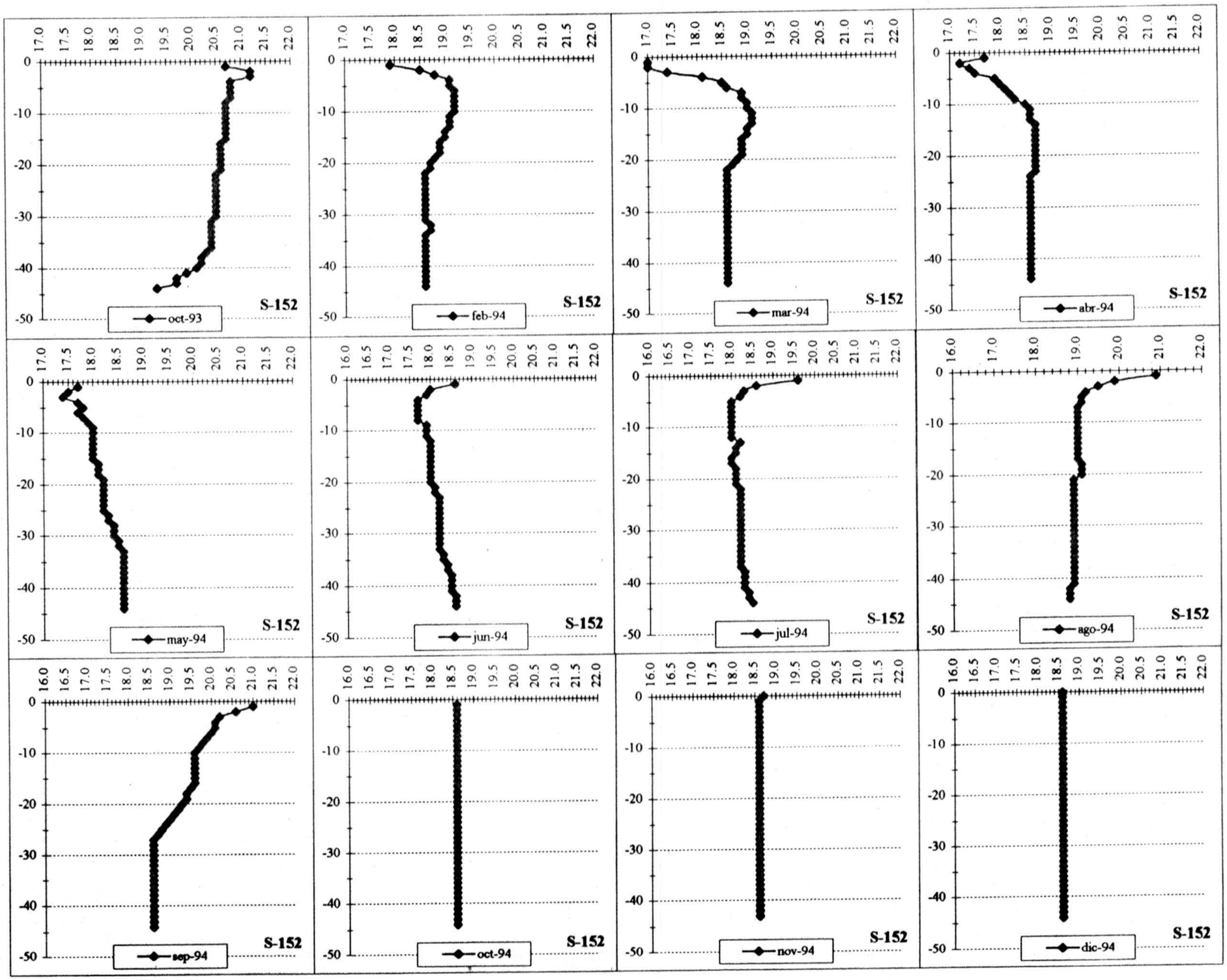

Registros de conductividad eléctrica en el piezómetro S-152 ( C.E. (microsiemens/cm a 25ºC) en abcisas. Cota (m) en ordenadas )

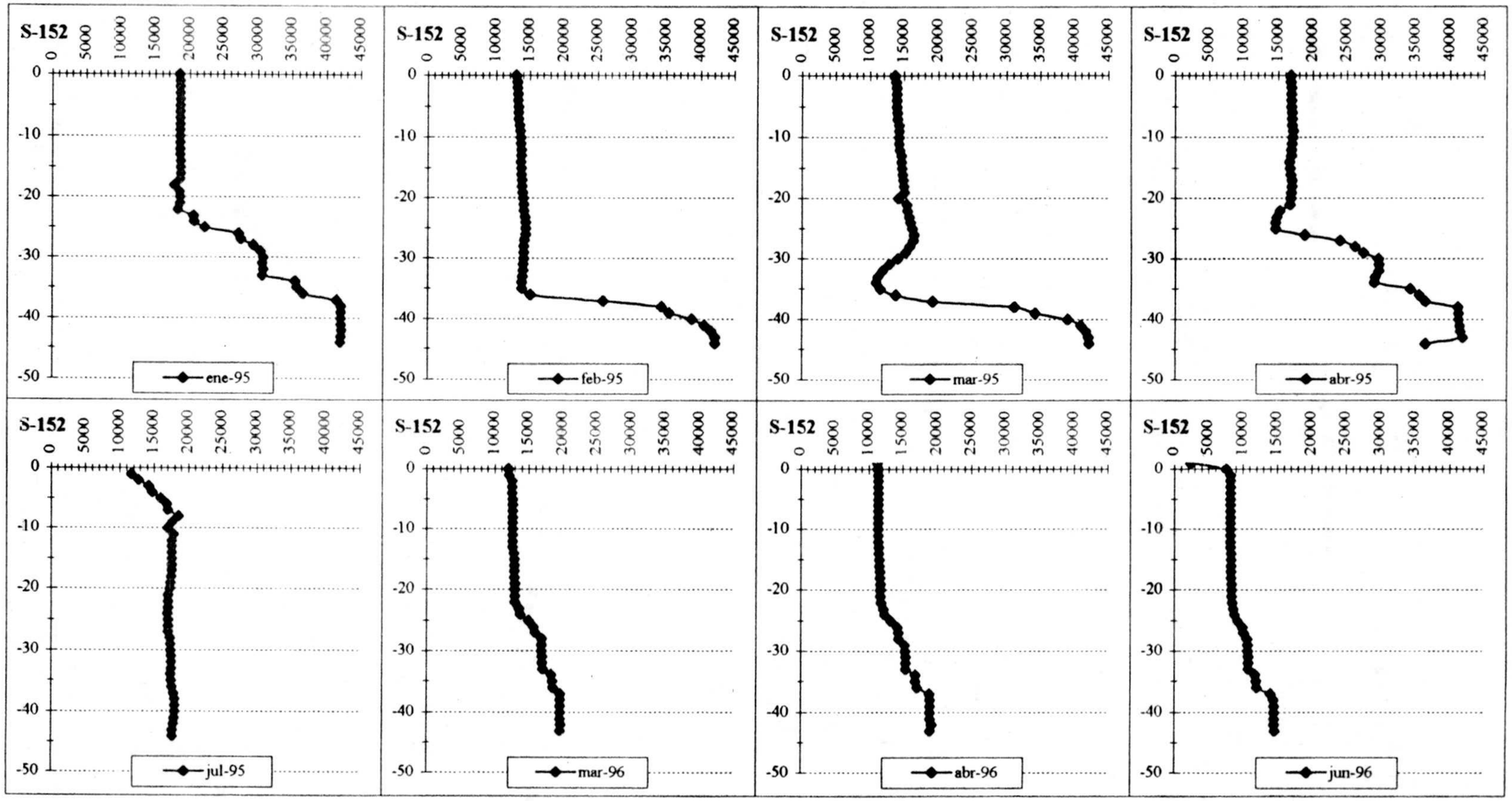

Registros de temperatura (ºC) en el piezómetro S-152 ( Temperatura (ºC) en abcisas. Cota (m) en ordenadas )

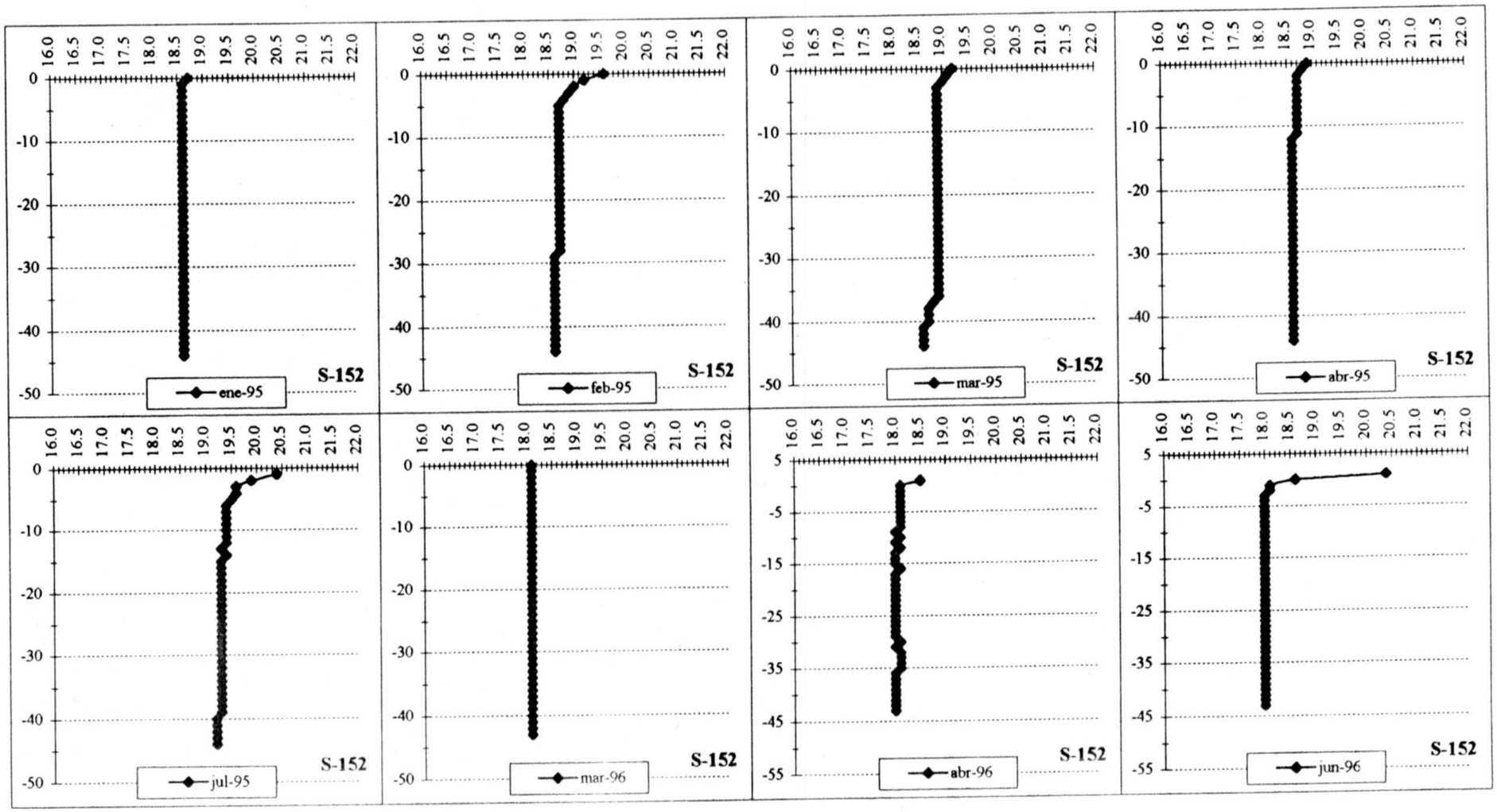

Registros de conductividad eléctrica en el piezómetro S-153 ( C.E. (microsiemens/cm a 25ºC) en abcisas. Cota (m) en ordenadas )

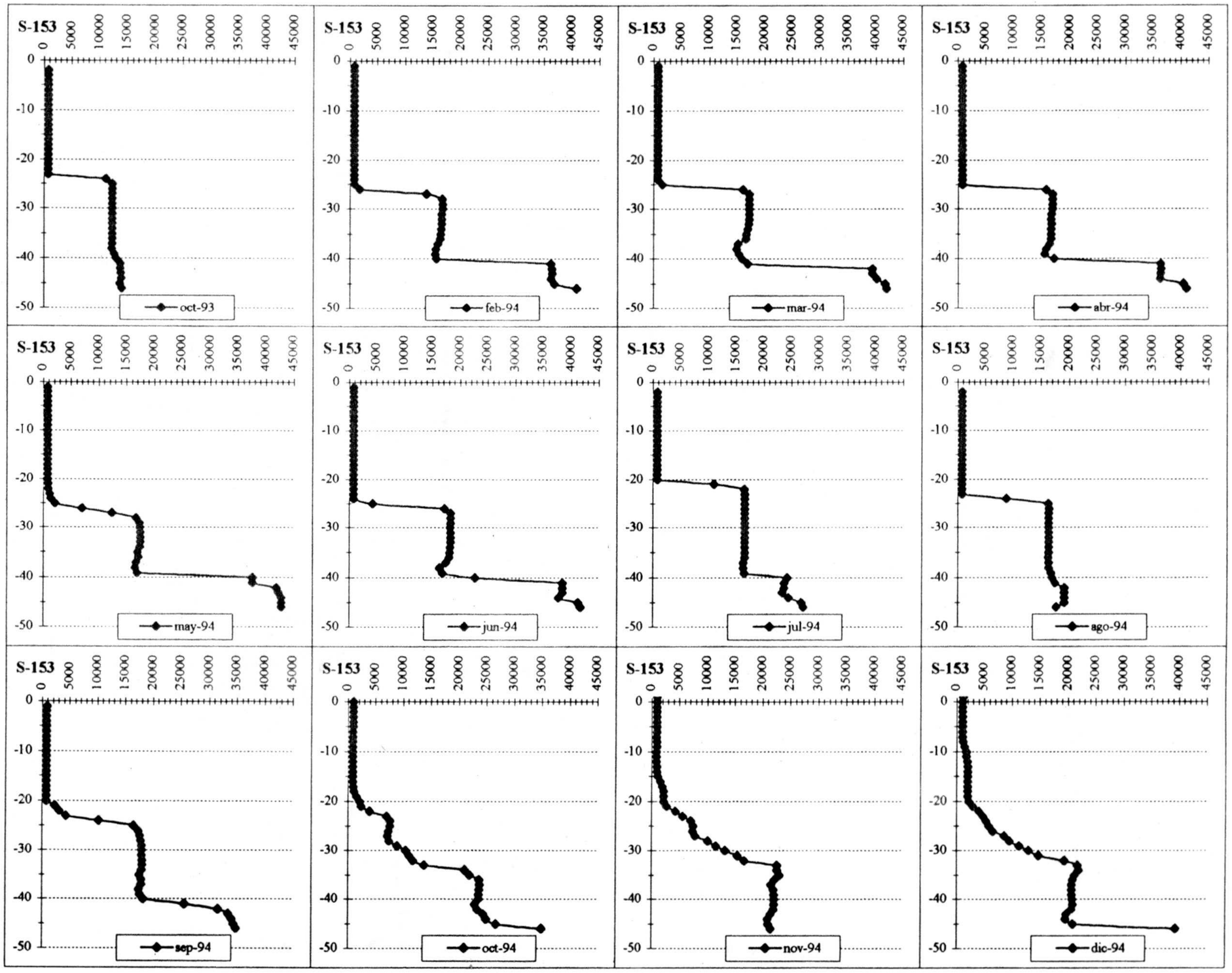

Registros de temperatura (ºC) en el piezómetro S-153 ( Temperatura (ºC) en abcisas. Cota (m) en ordenadas )

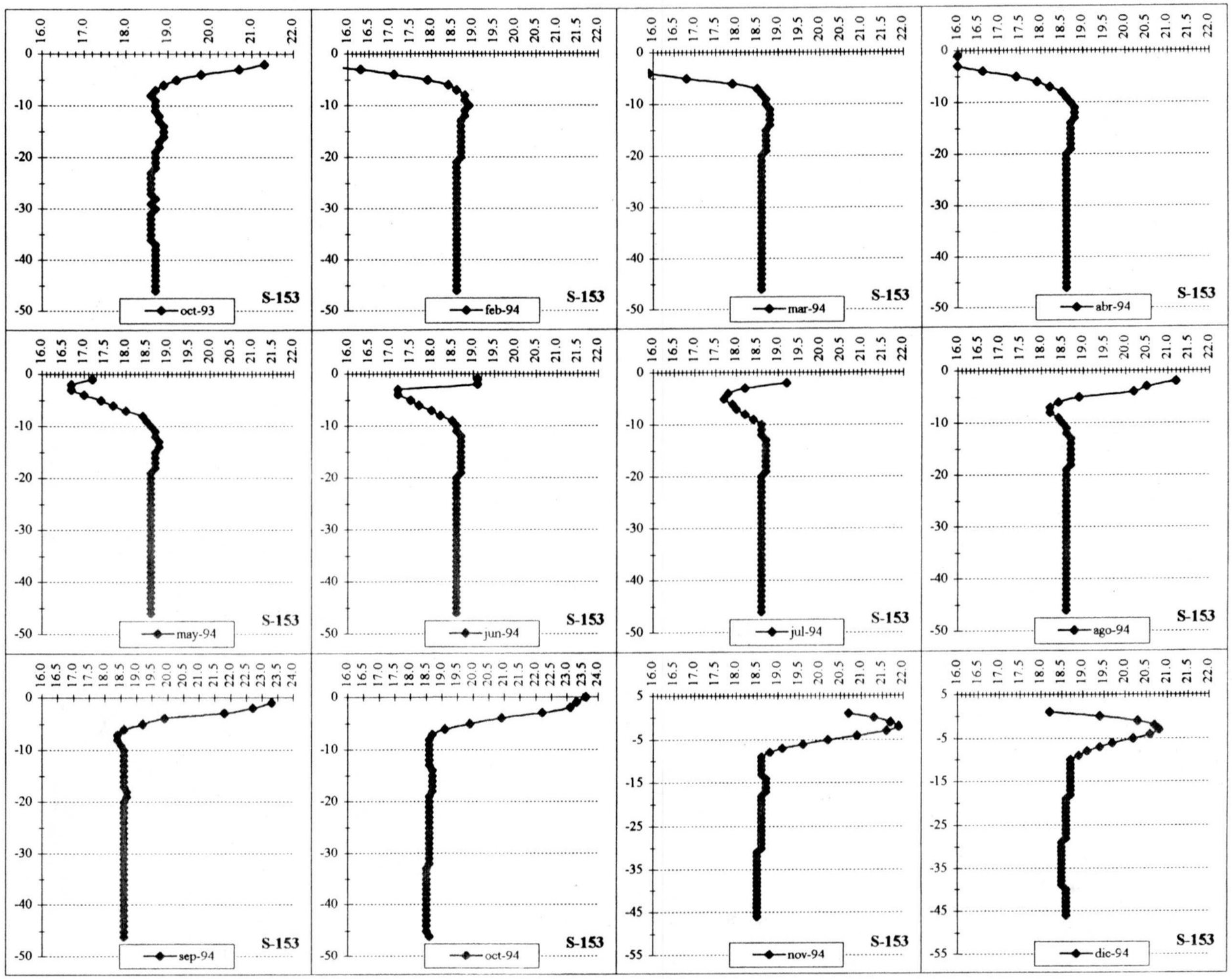

Registros de conductividad eléctrica en el piezómetro S-153 ( C.E. (microsiemens/cm a 25ºC) en abcisas. Cota (m) en ordenadas )

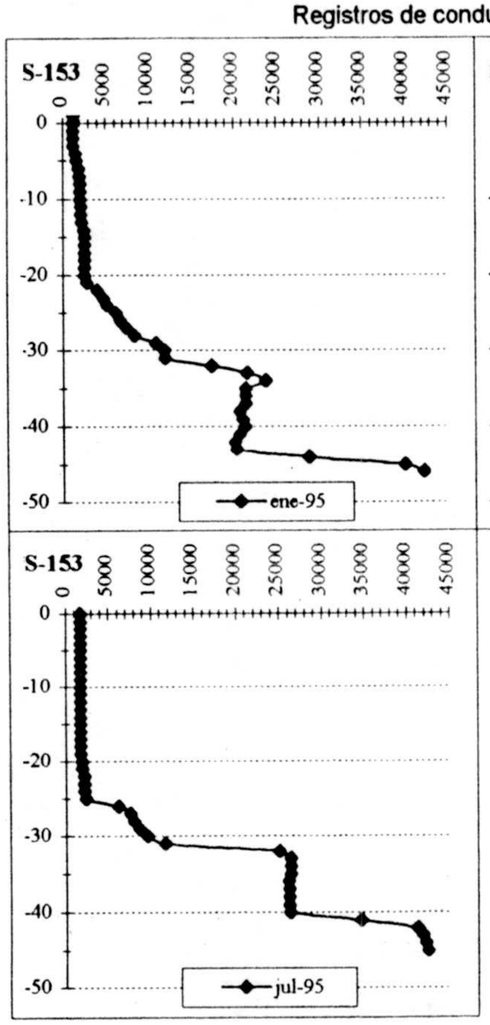


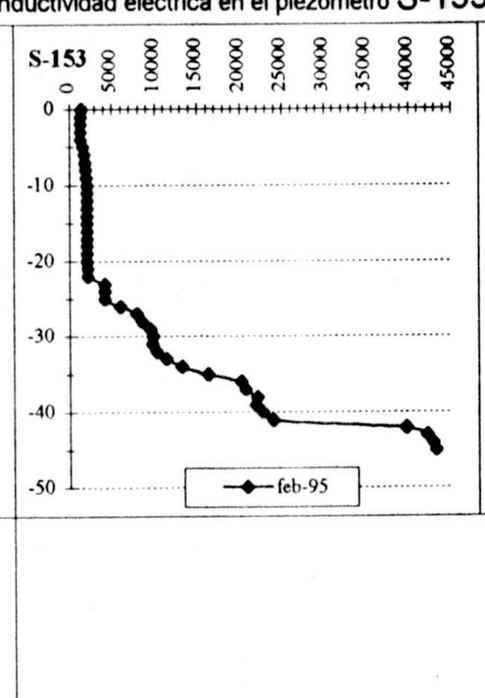


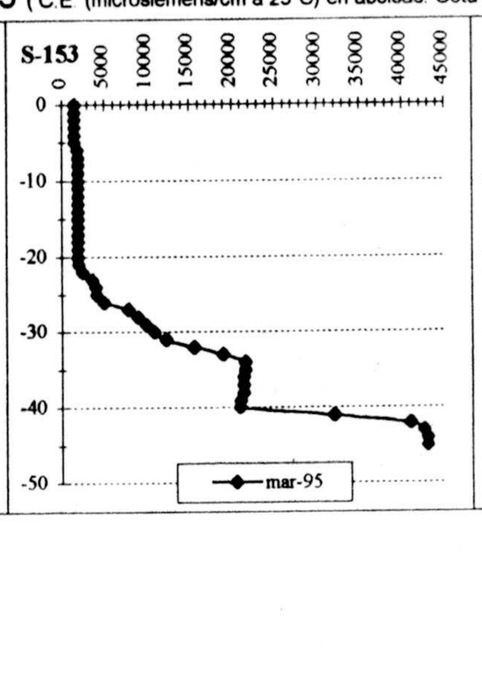


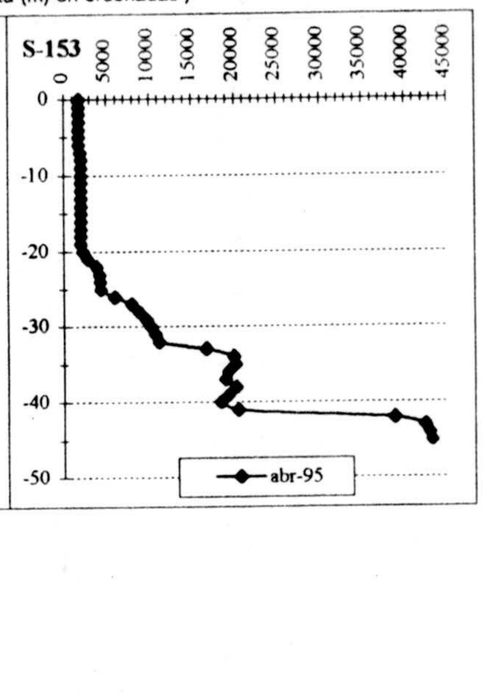

Registros de temperatura (ºC) en el piezómetro S-153 ( Temperatura (ºC) en abcisas. Cota (m) en ordenadas )

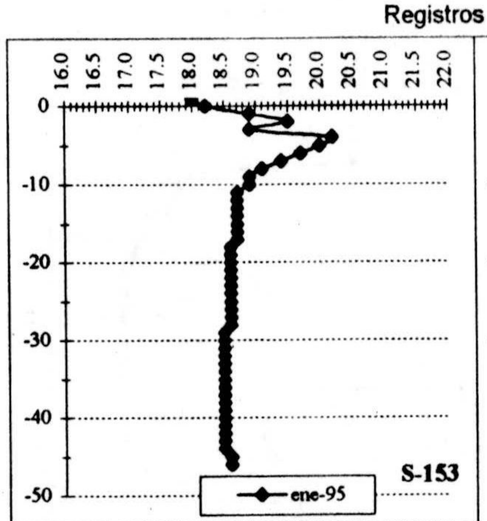


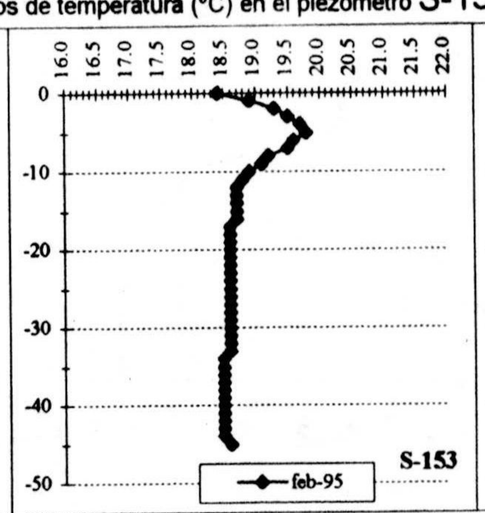


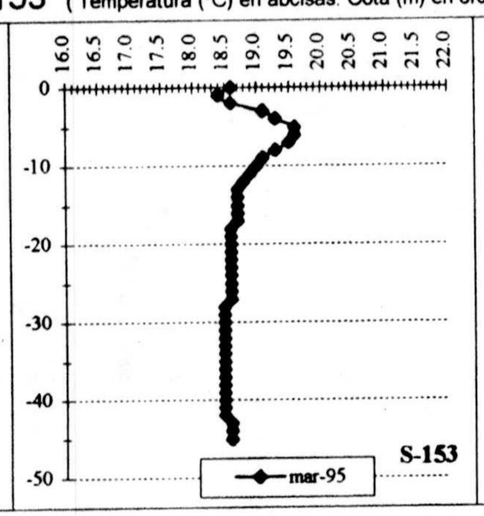


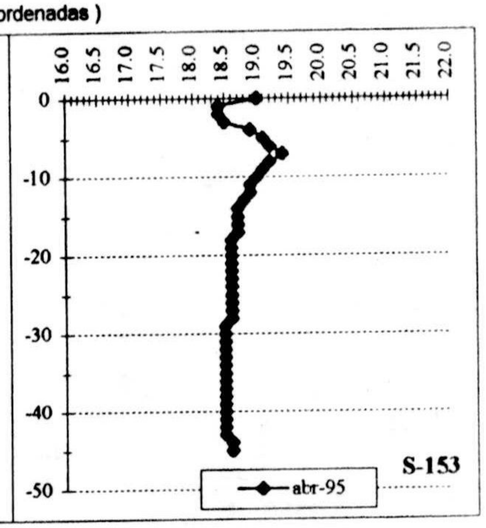


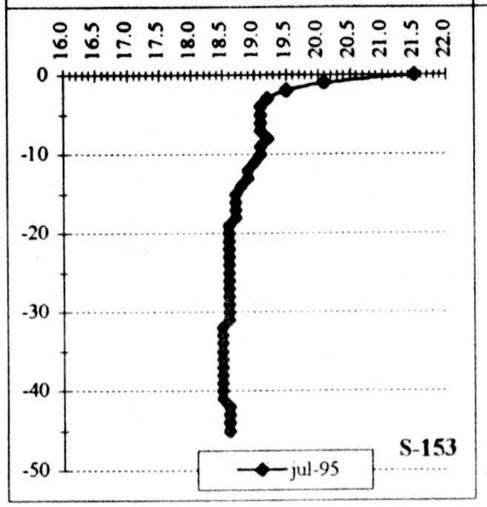

Registros de conductividad eléctrica en el piezómetro IGME-1 ( C.E. (microsiemens/cm a 25ºC) en abcisas. Cota (m) en ordenadas )

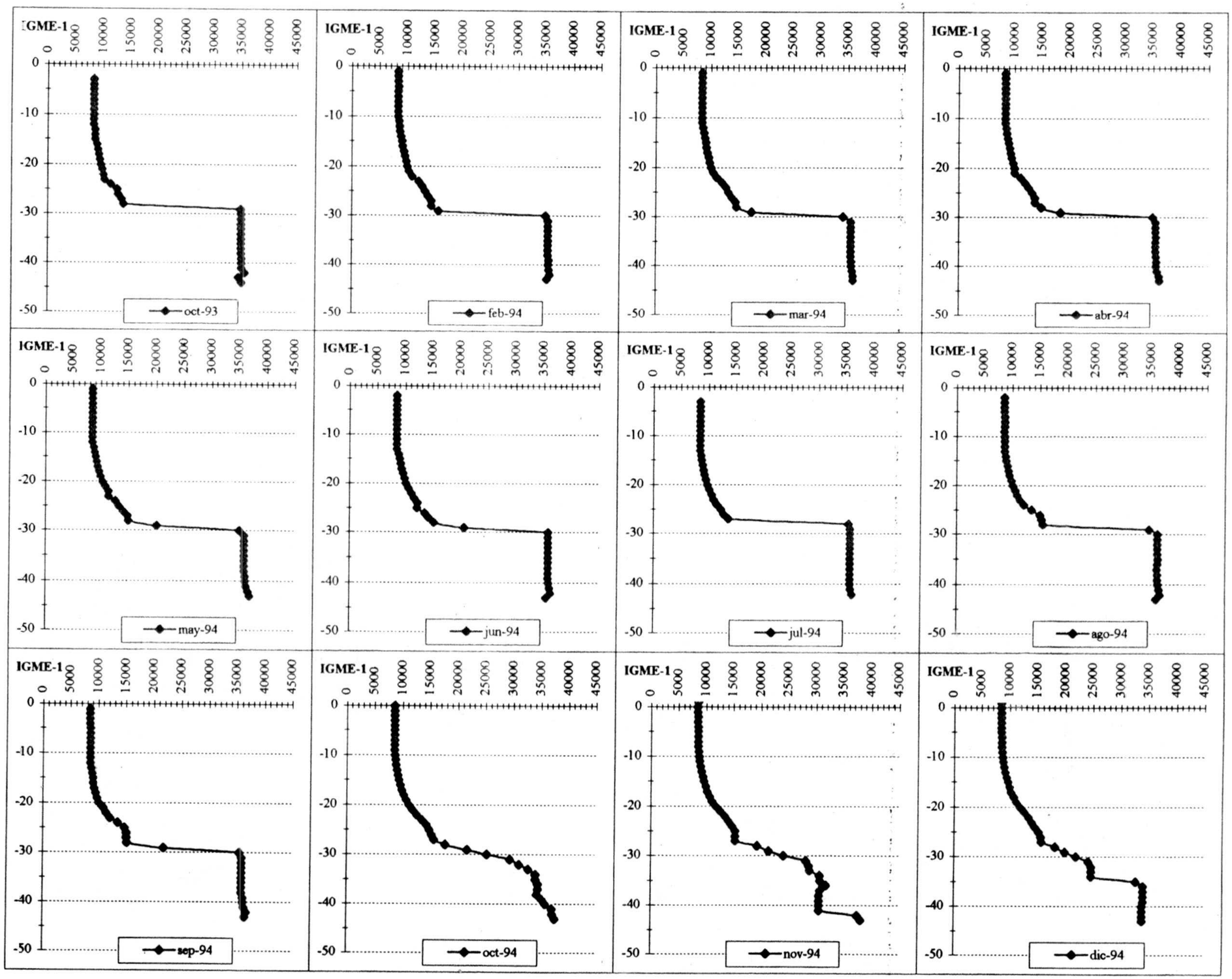

Registros de temperatura (ºC) en el piezómetro IGME-1 ( Temperatura (ºC) en abcisas. Cota (m) en ordenadas )

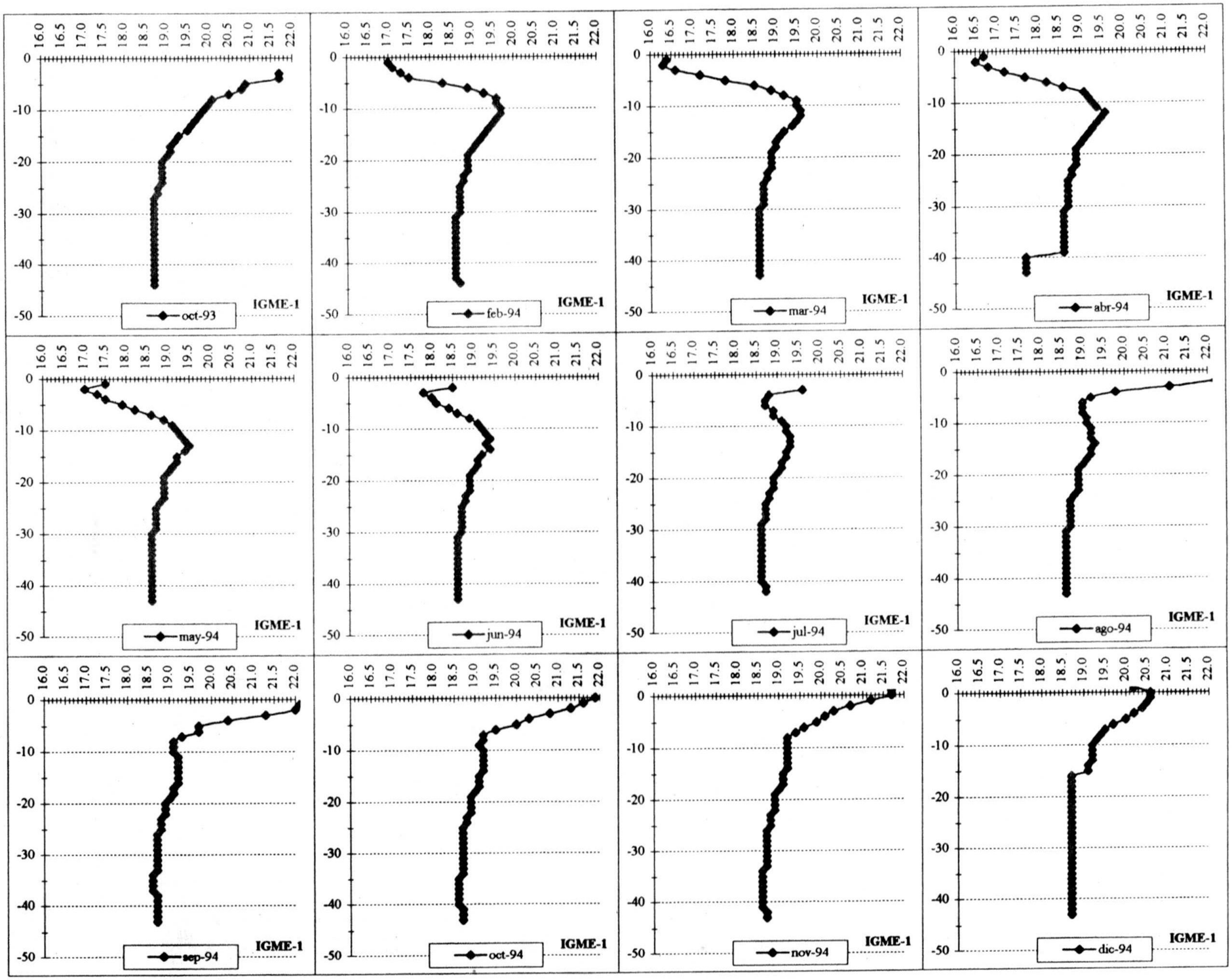

Registros de conductividad eléctrica en el piezómetro IGME-1 ( C.E. (microsiemens/cm a 25ºC) en abcisas. Cota (m) en ordenadas )

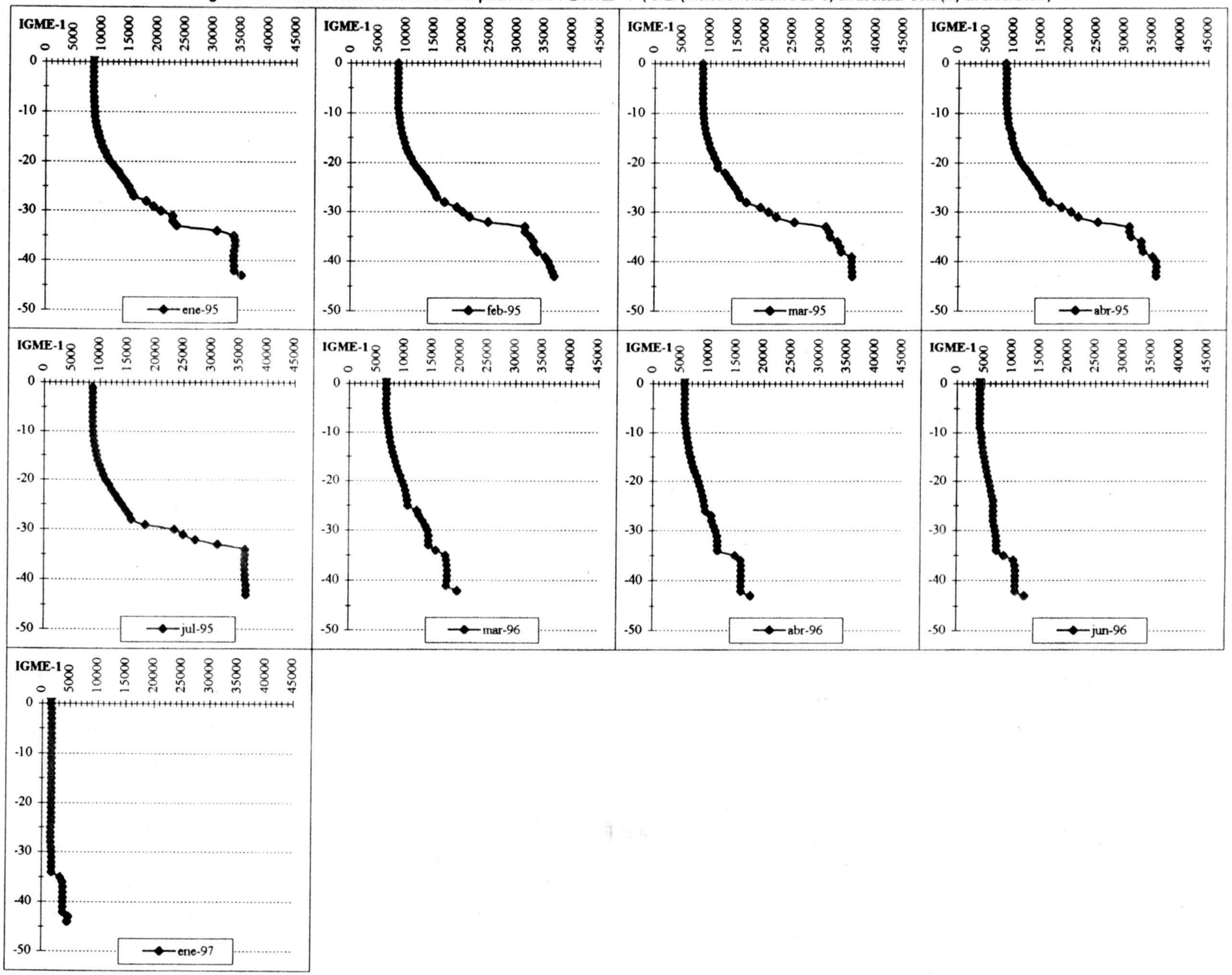

Registros de temperatura (ºC) en el piezómetro IGME-1 ( Temperatura (ºC) en abcisas. Cota (m) en ordenadas )

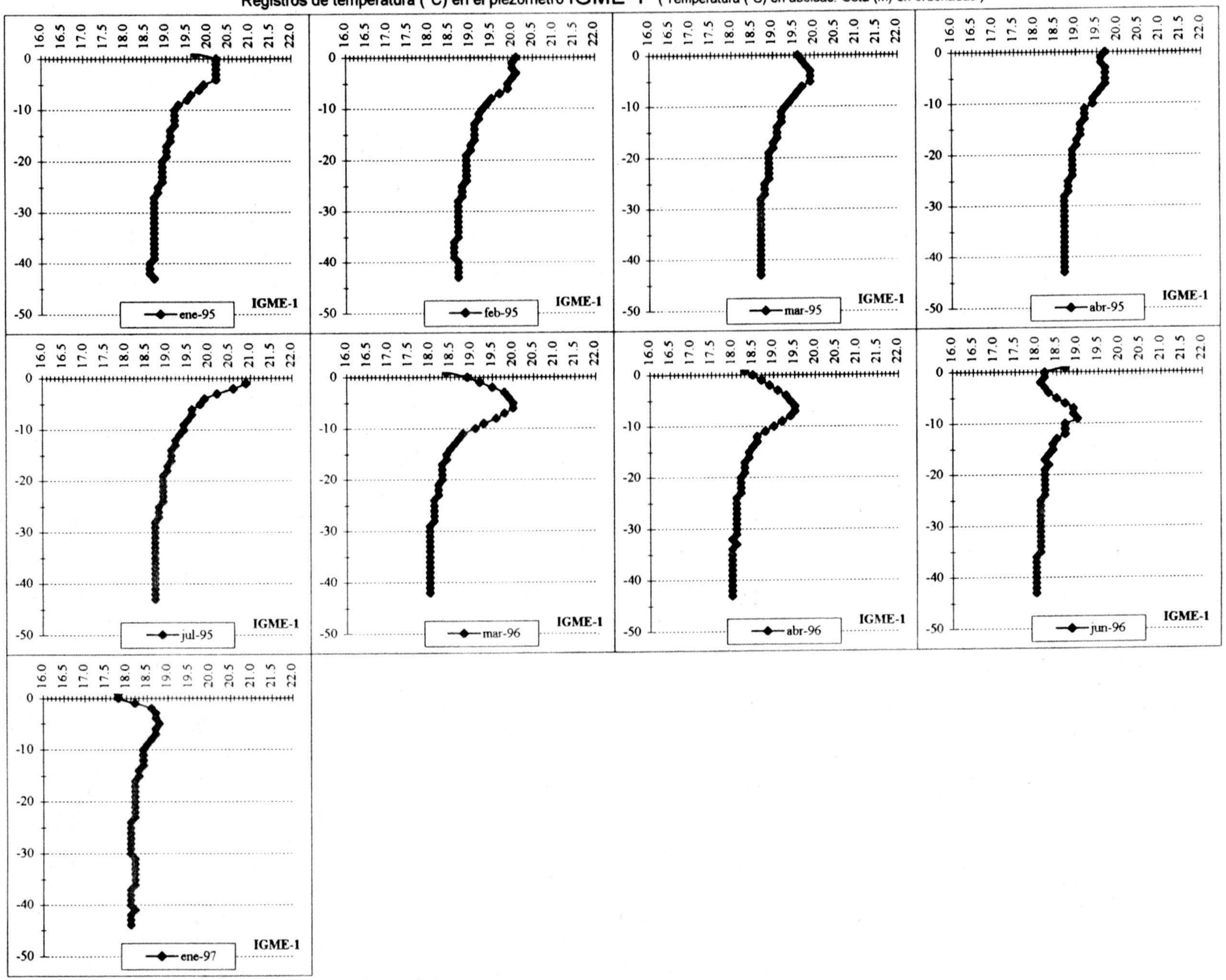

Registros de conductividad eléctrica en el piezómetro IGME-2 ( C.E. (microsiemens/cm a 25ºC) en abcisas. Cota (m) en ordenadas )

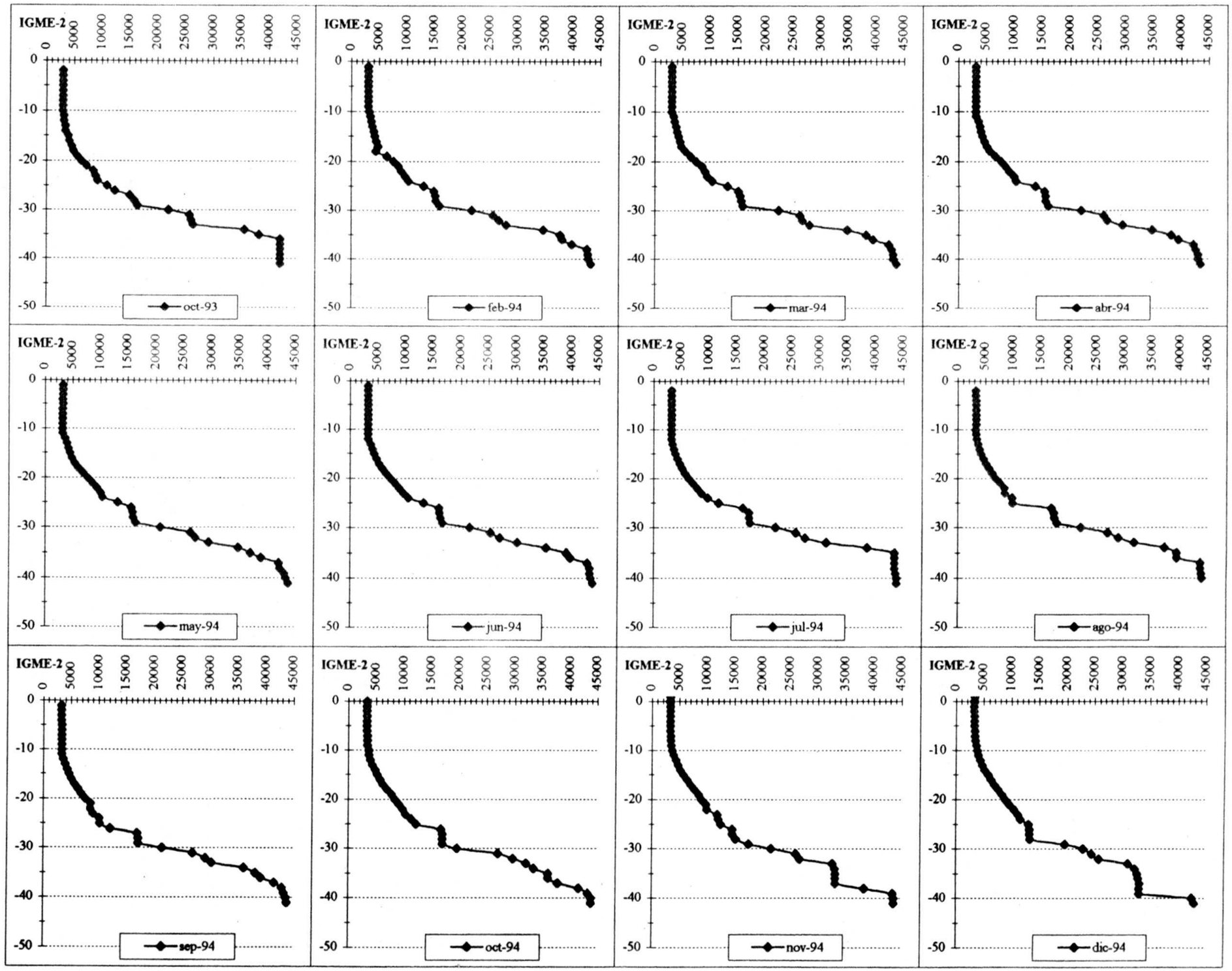

Registros de temperatura (ºC) en el piezómetro IGME-2 ( Temperatura (ºC) en abcisas. Cota (m) en ordenadas )

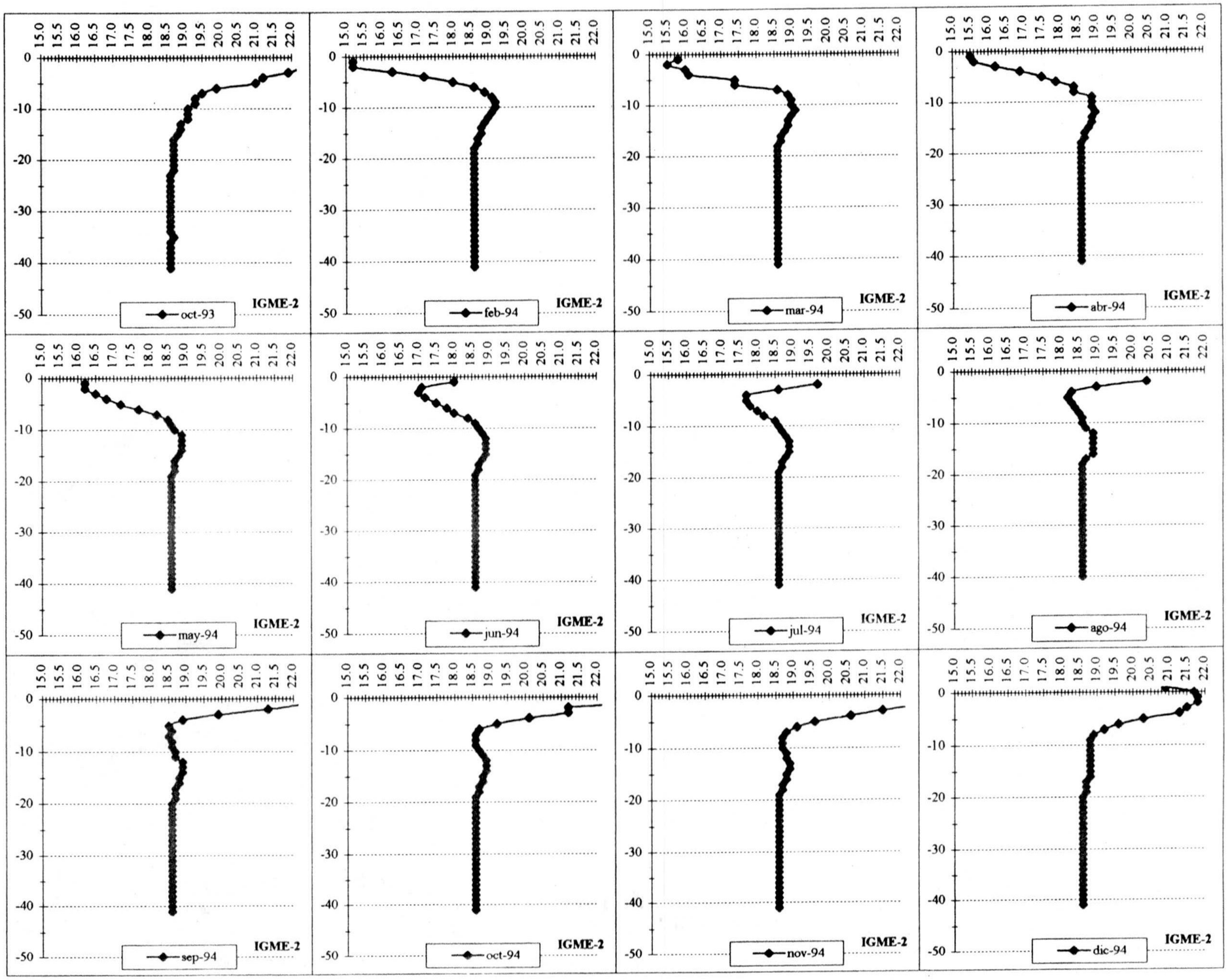

Registros de conductividad eléctrica en el piezómetro IGME-2 ( C.E. (microsiemens/cm a 25ºC) en abcisas. Cota (m) en ordenadas )

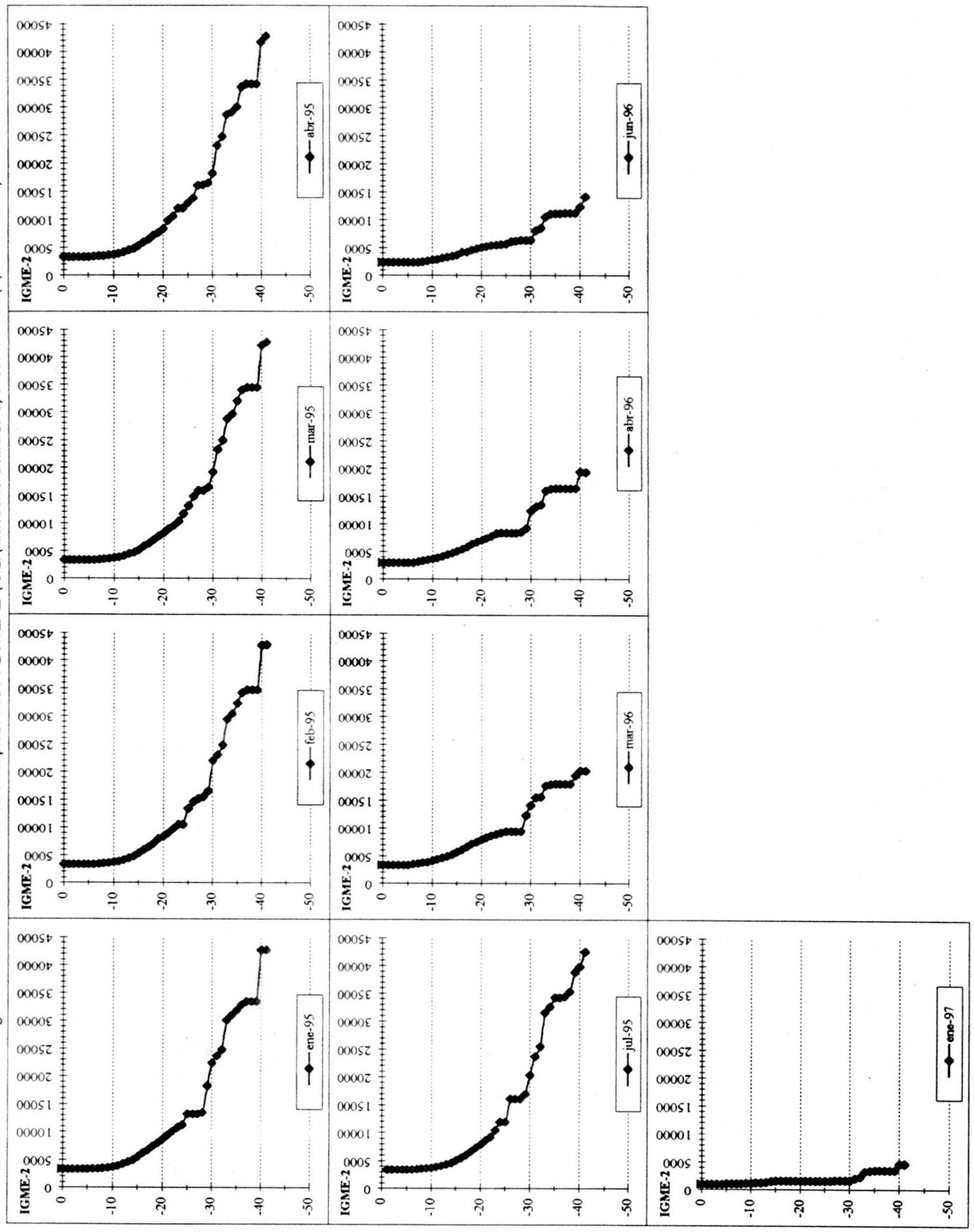

Registros de temperatura (ºC) en el piezómetro IGME-2 ( Temperatura (ºC) en abcisas. Cota (m) en ordenadas )

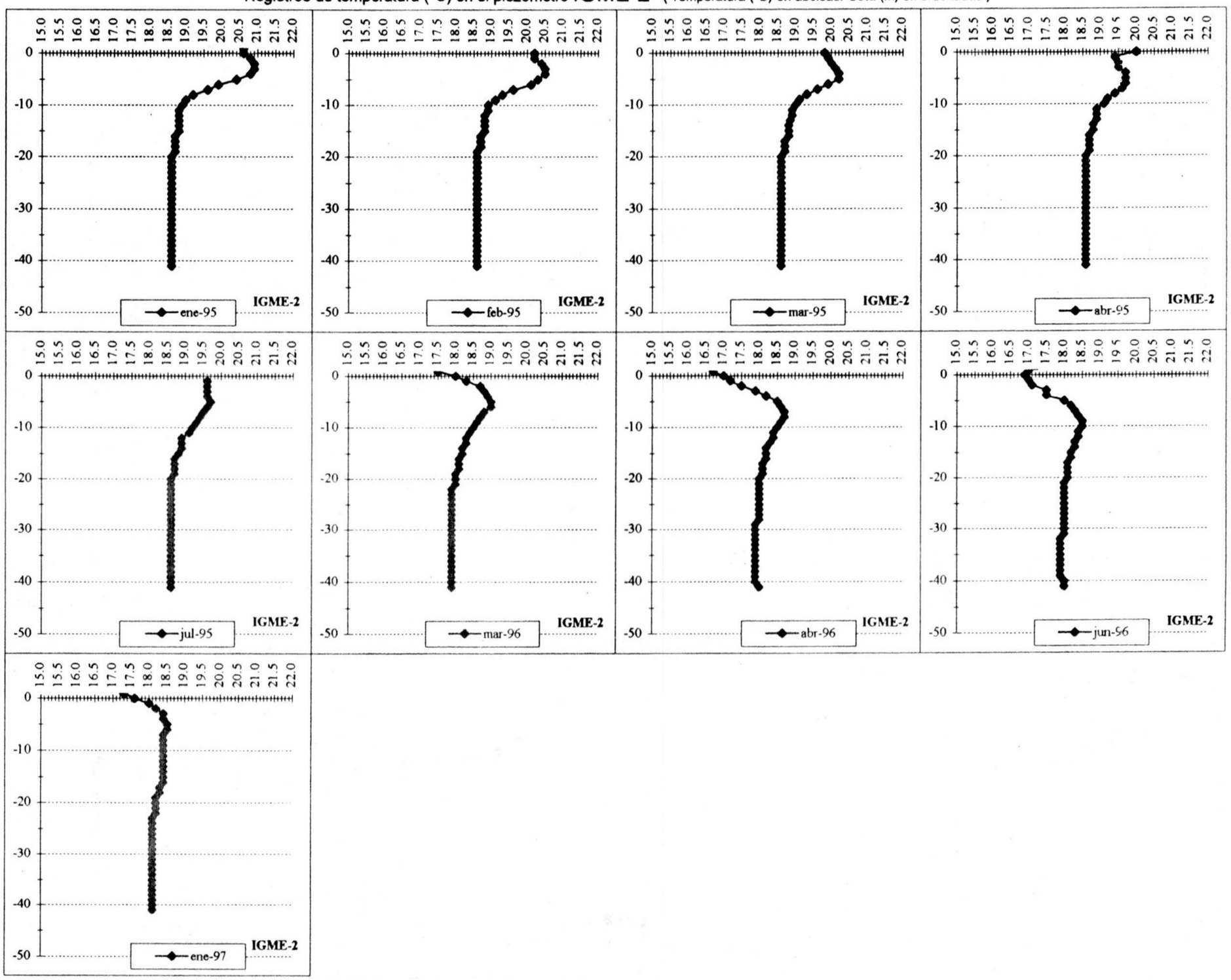

Registros de conductividad eléctrica en el piezómetro IGME-3 ( C.E. (microsiemens/cm a 25ºC) en abcisas. Cota (m) en ordenadas )

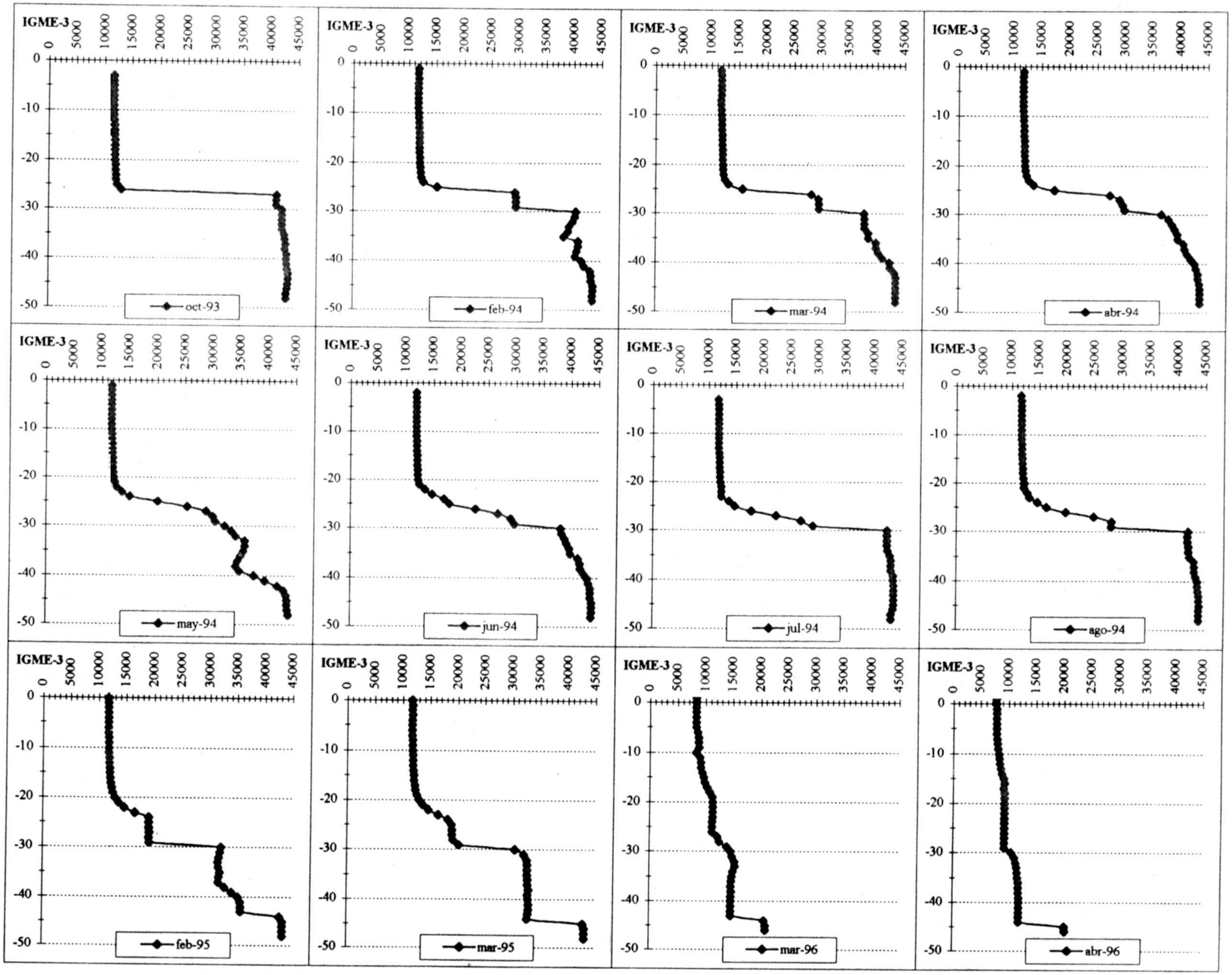

Registros de temperatura (ºC) en el piezómetro IGME-3 ( Temperatura (ºC) en abcisas. Cota (m) en ordenadas )

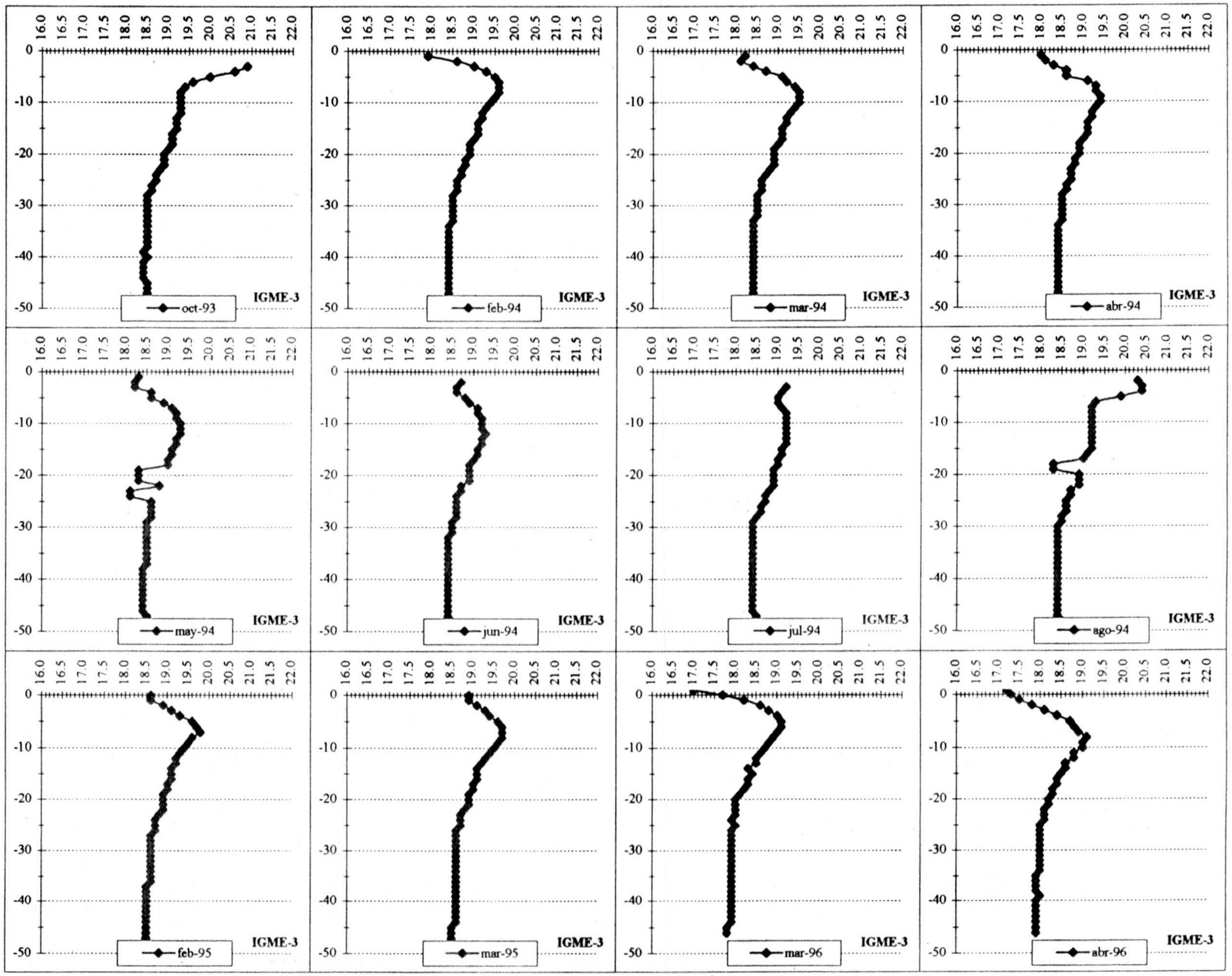

Registros de conductividad eléctrica en el piezómetro **P1-3** ( C.E. (microsiemens/cm a 25ºC) en abcisas. Cota (m) en ordenadas )

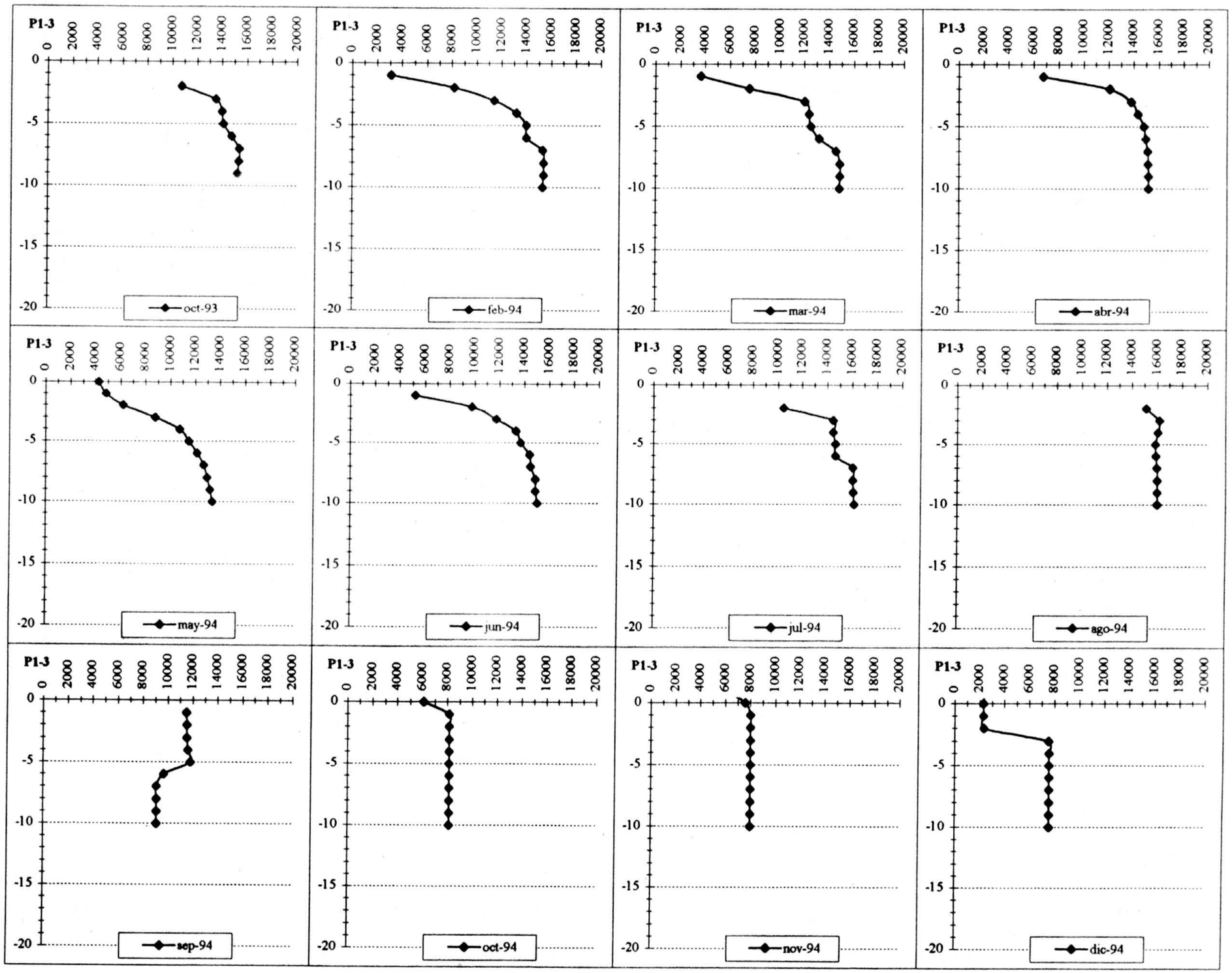

Registros de temperatura (ºC) en el piezómetro **P1-3** ( Temperatura (ºC) en abcisas. Cota (m) en ordenadas )

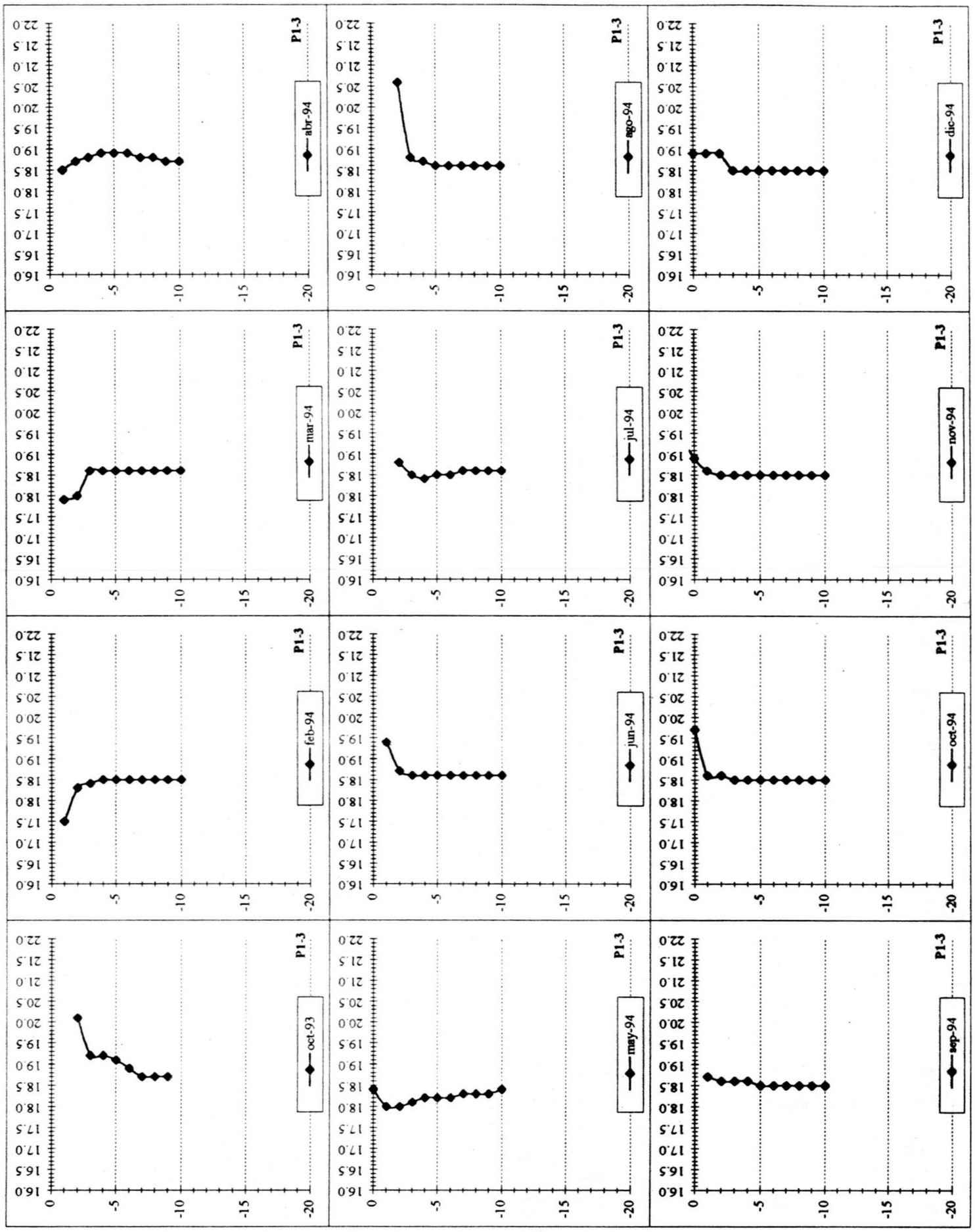

**Registros de conductividad eléctrica en el piezómetro P1-3** ( C.E. (microsiemens/cm a 25ºC) en abcisas. Cota (m) en ordenadas )

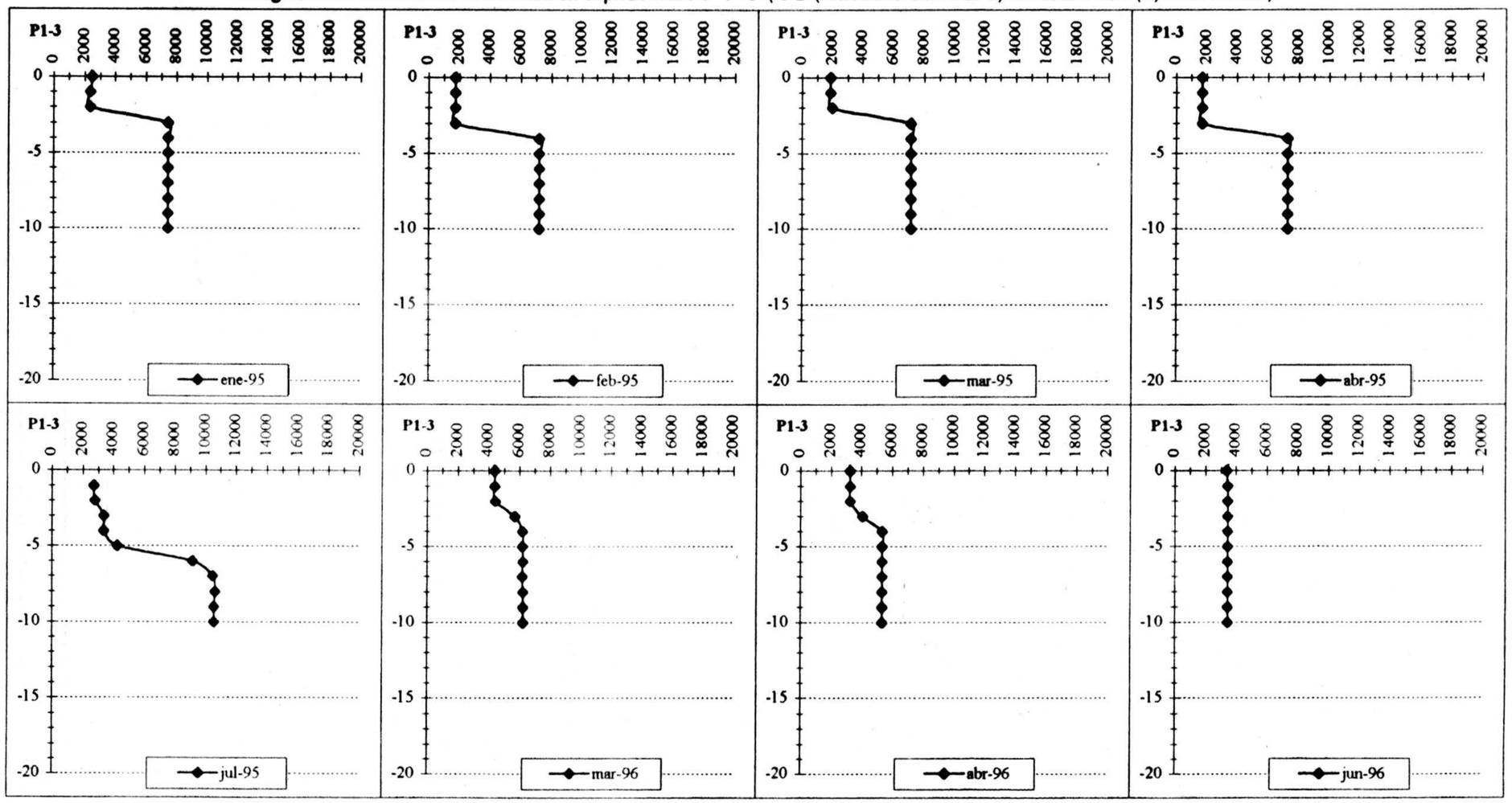

Registros de temperatura (ºC) en el piezómetro **P1-3** ( Temperatura (ºC) en abcisas. Cota (m) en ordenadas )

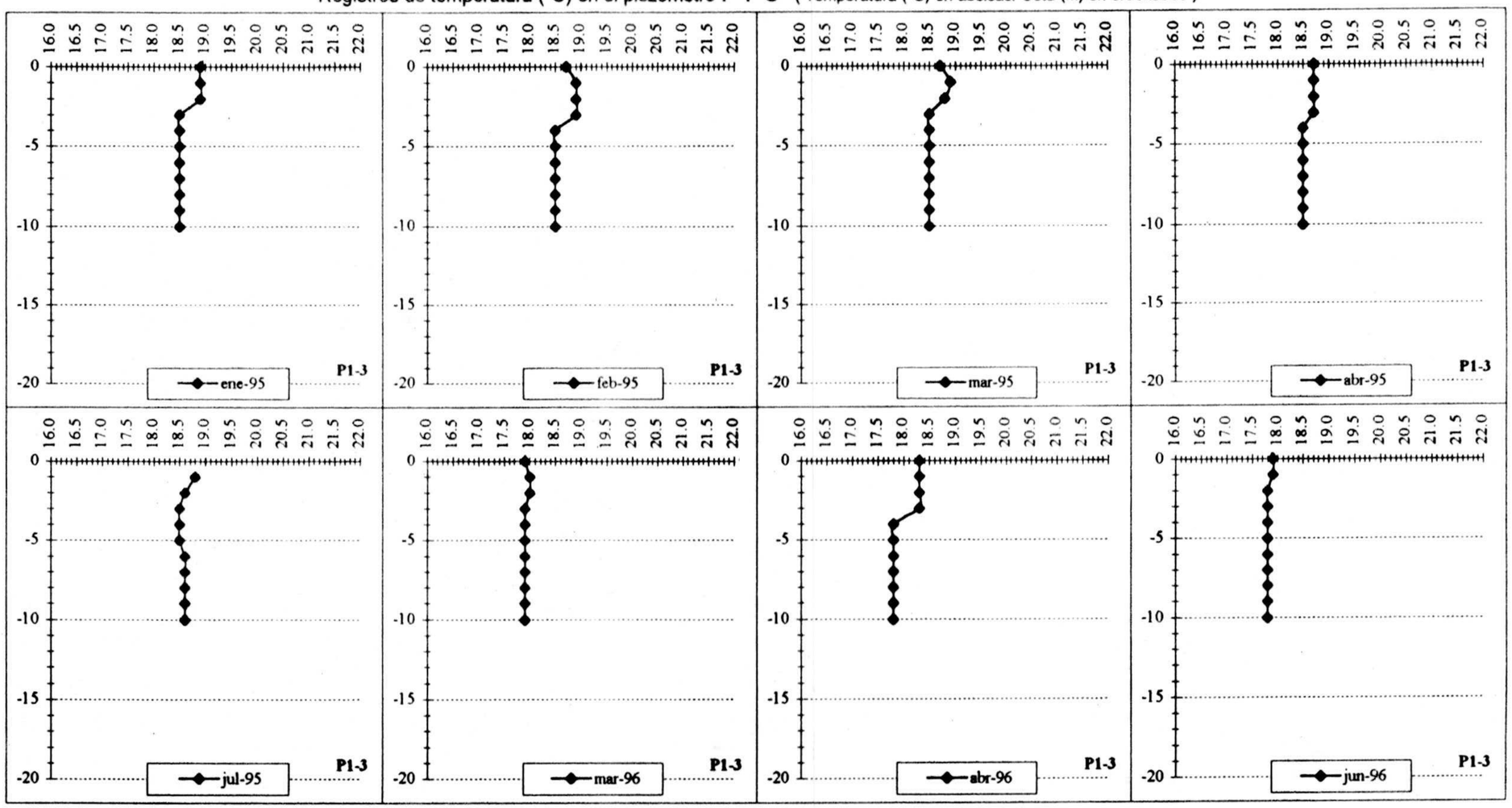

**Registros de conductividad eléctrica en el piezómetro P1-6** ( C.E. (microsiemens/cm a 25ºC) en abcisas. Cota (m) en ordenadas )

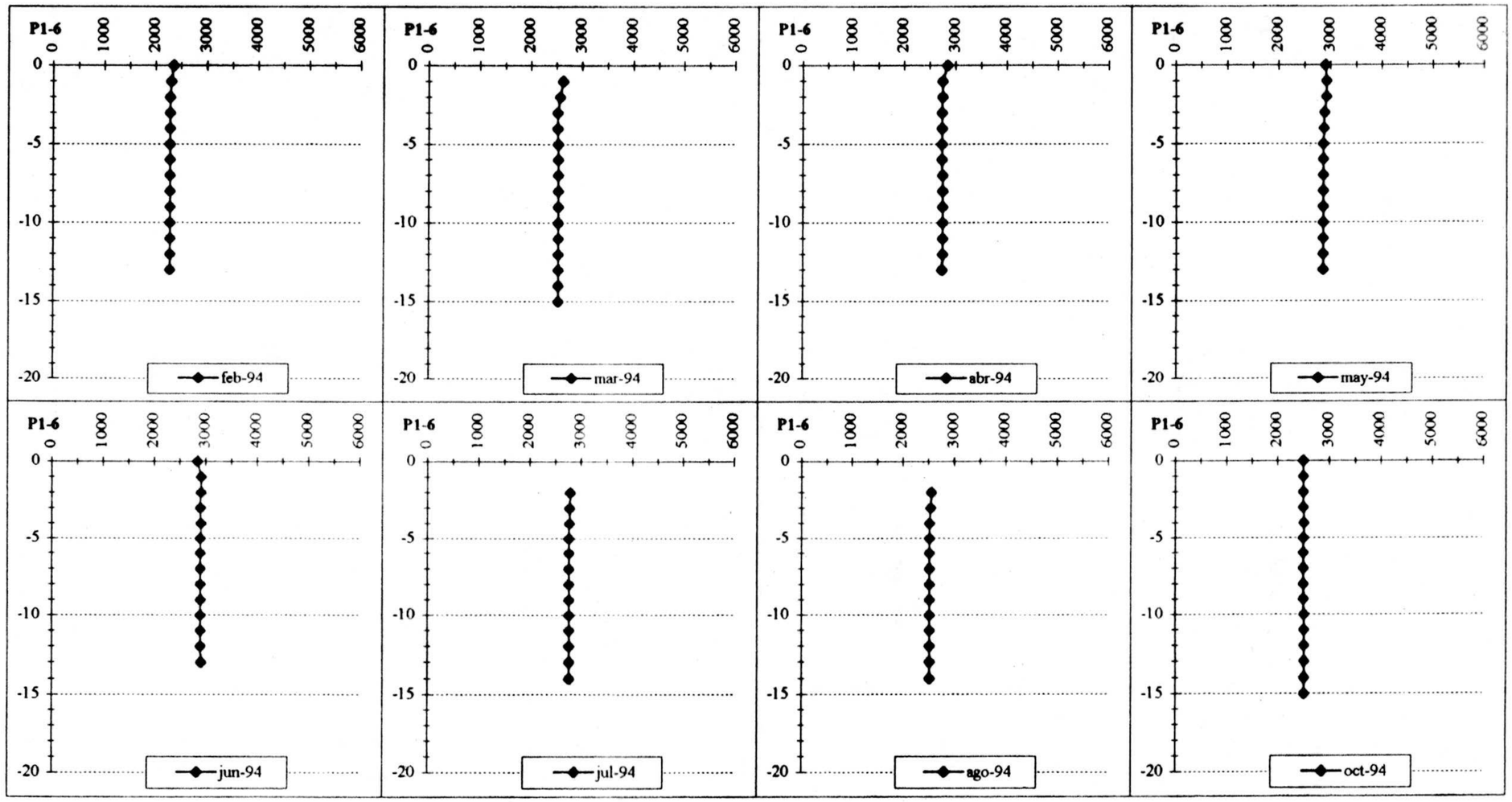

Registros de temperatura (ºC) en el piezómetro **P1-6** ( Temperatura (ºC) en abcisas. Cota (m) en ordenadas )

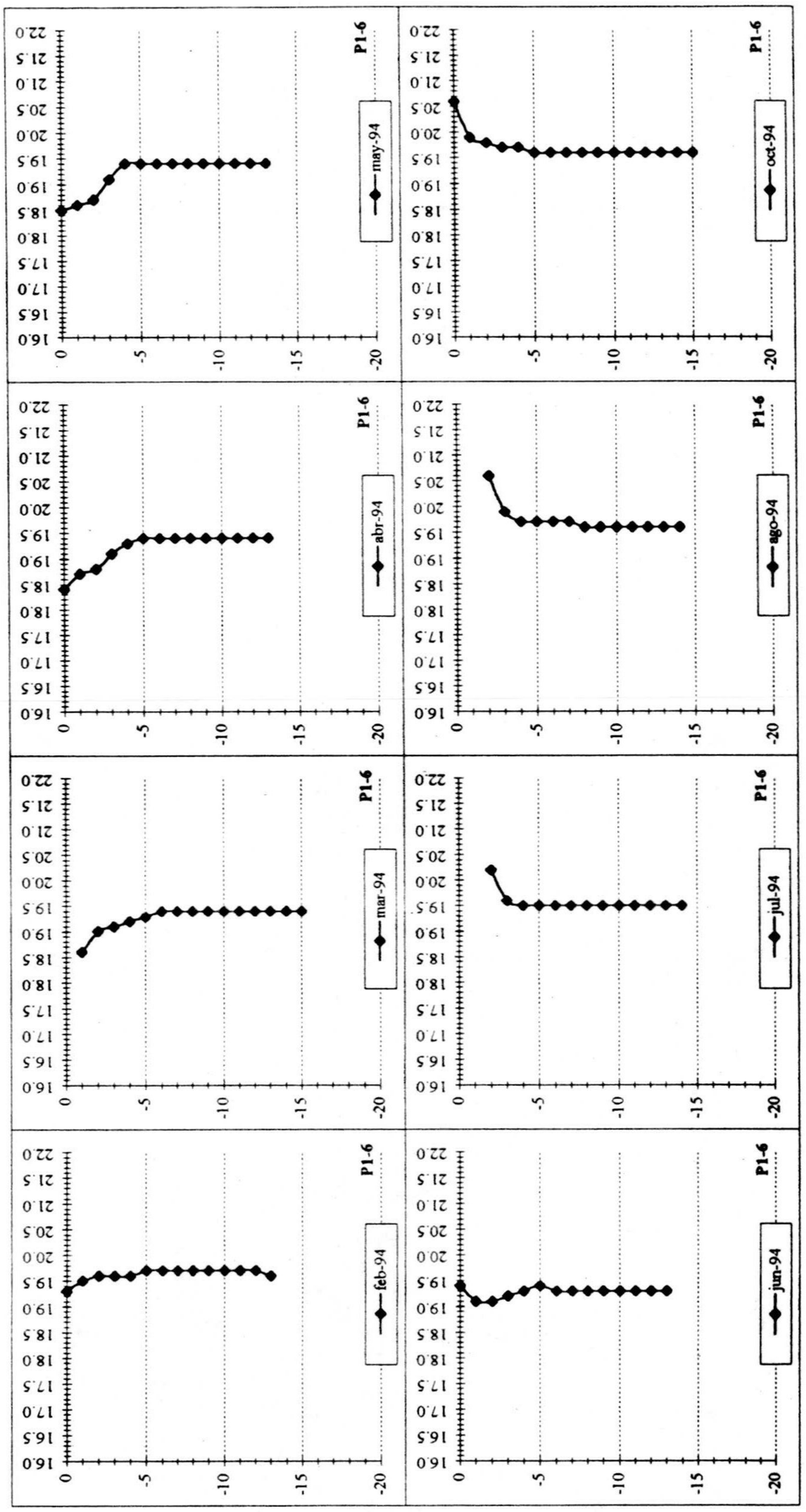

Registros de conductividad eléctrica en el piezómetro P2-1 ( C.E. (microsiemens/cm a 25ºC) en abcisas. Cota (m) en ordenadas )

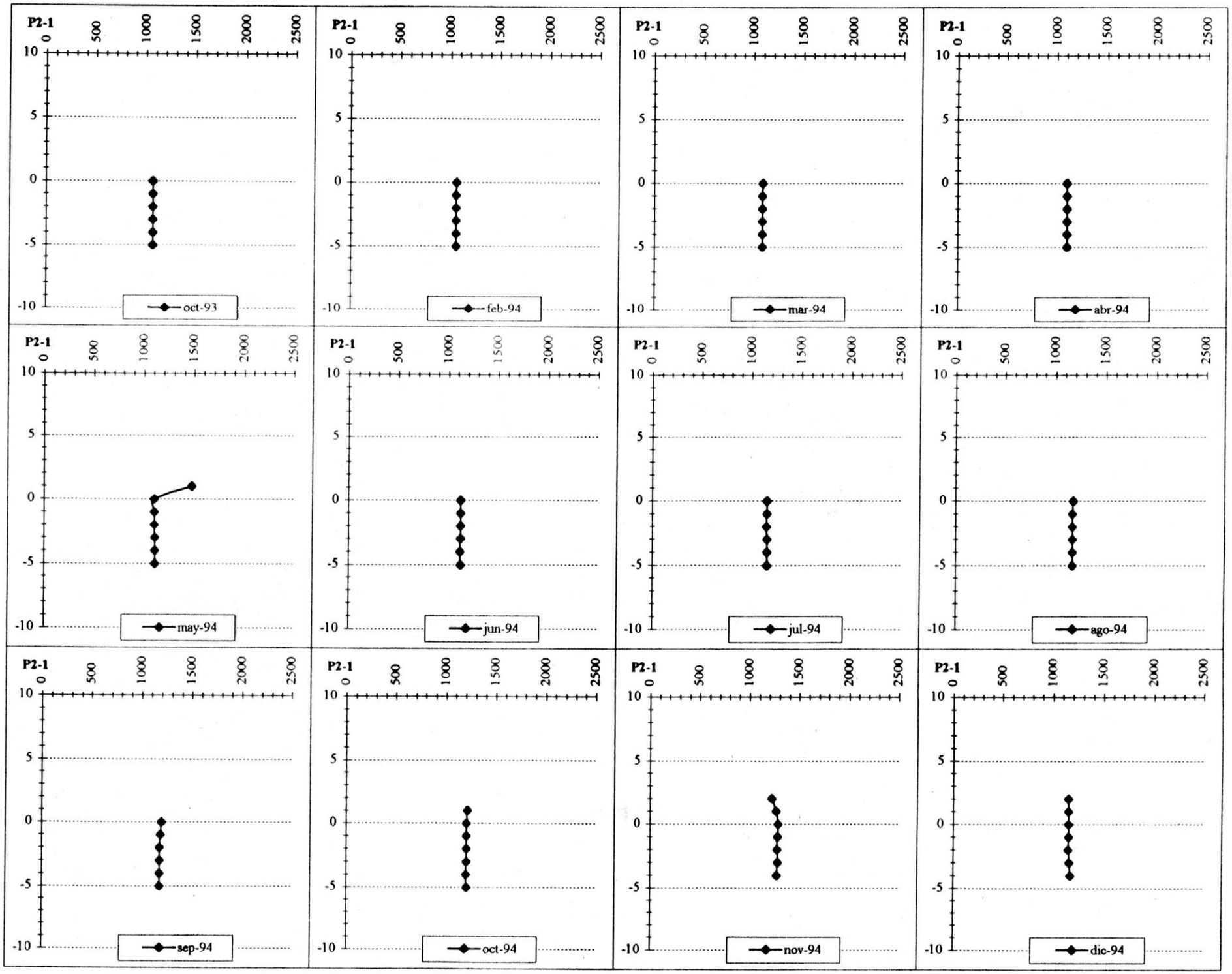

Registros de temperatura (ºC) en el piezómetro P2-1 ( Temperatura (ºC) en abcisas. Cota (m) en ordenadas )

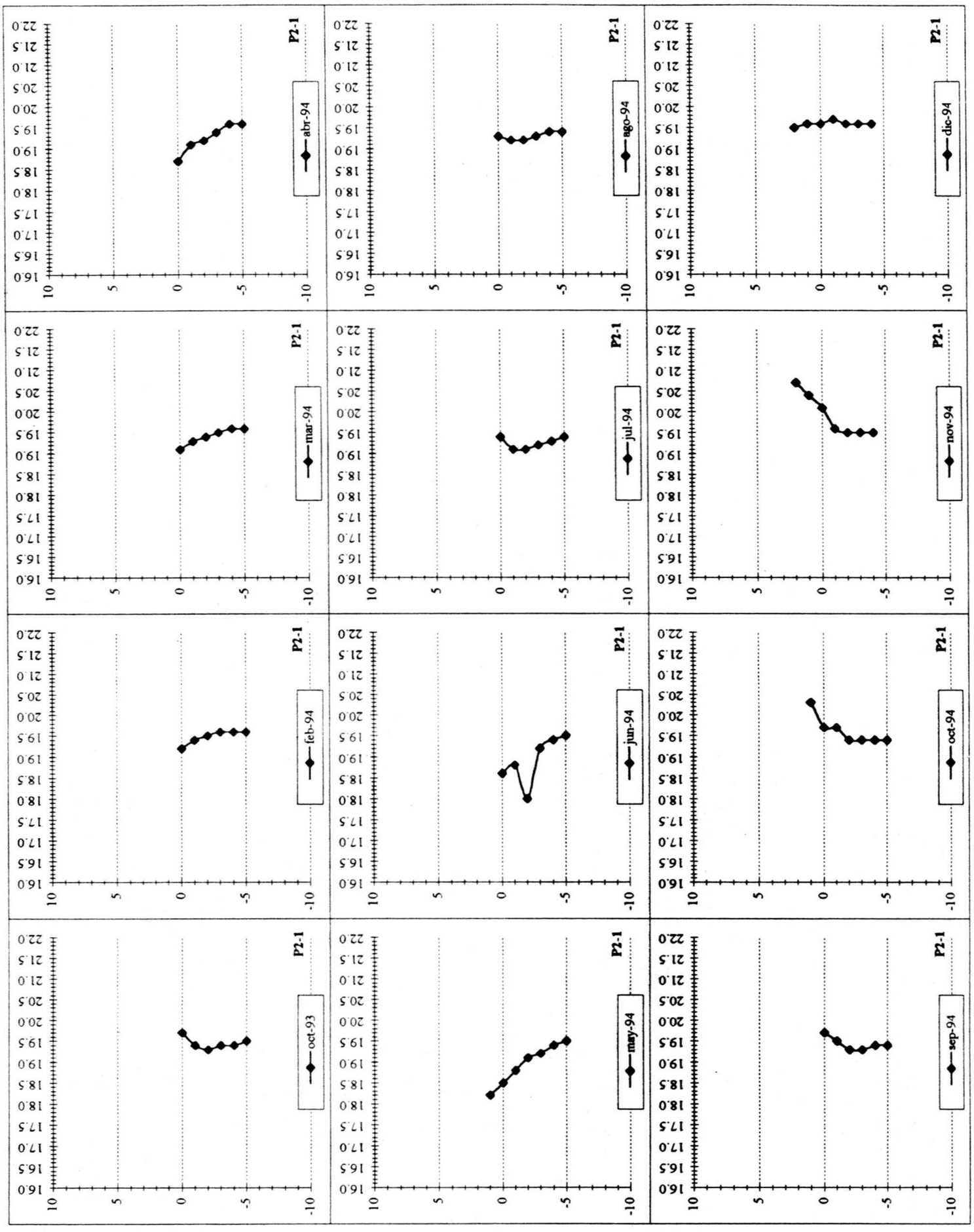

Registros de conductividad eléctrica en el piezómetro P2-1 ( C.E. (microsiemens/cm a 25ºC) en abcisas. Cota (m) en ordenadas )



Registros de temperatura (ºC) en el piezómetro **P2-1** ( Temperatura (ºC) en abcisas. Cota (m) en ordenadas )

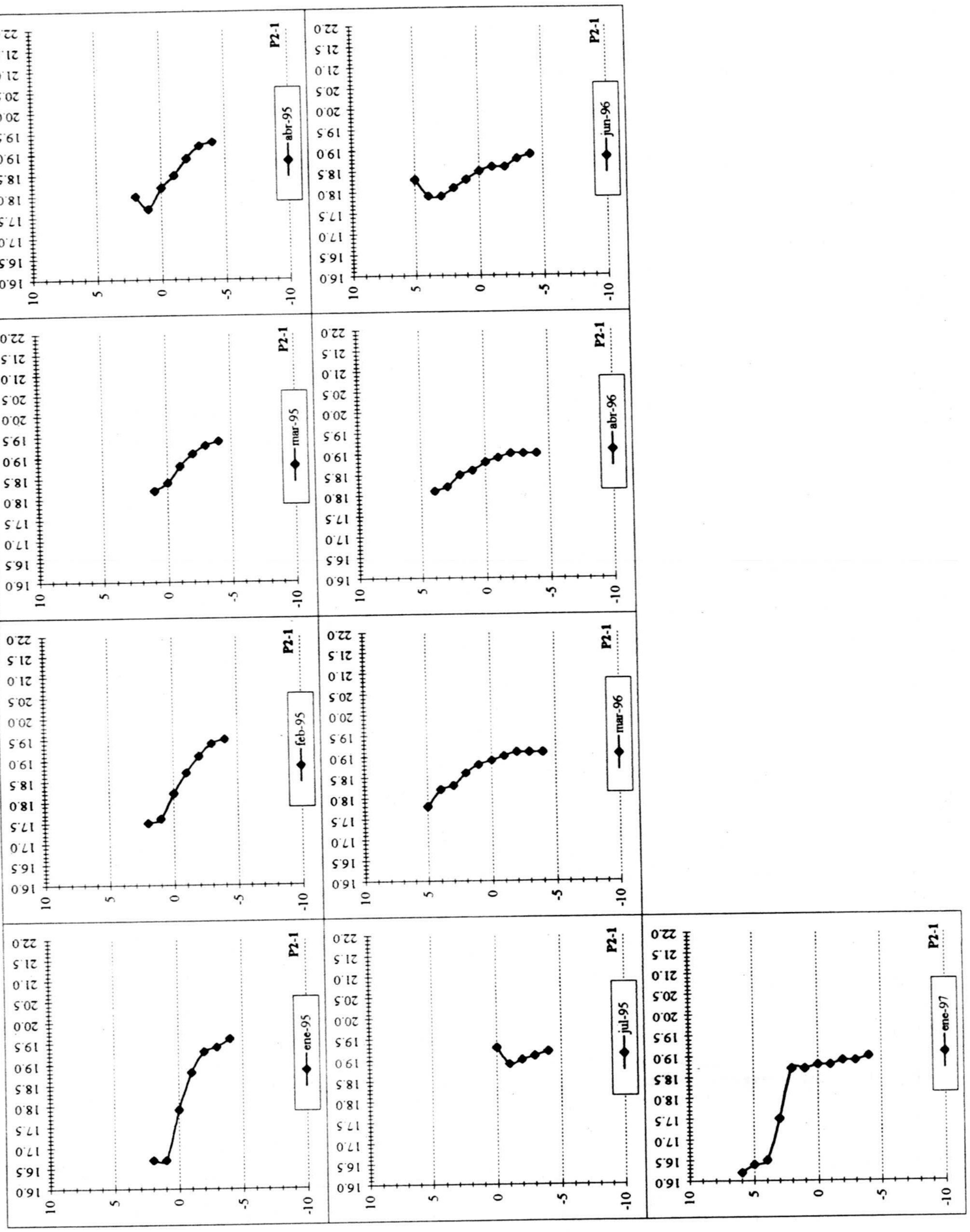

Registros de conductividad eléctrica en la captación H6-12 ( C.E. (microsiemens/cm a 25ºC) en abcisas. Cota (m) en ordenadas )

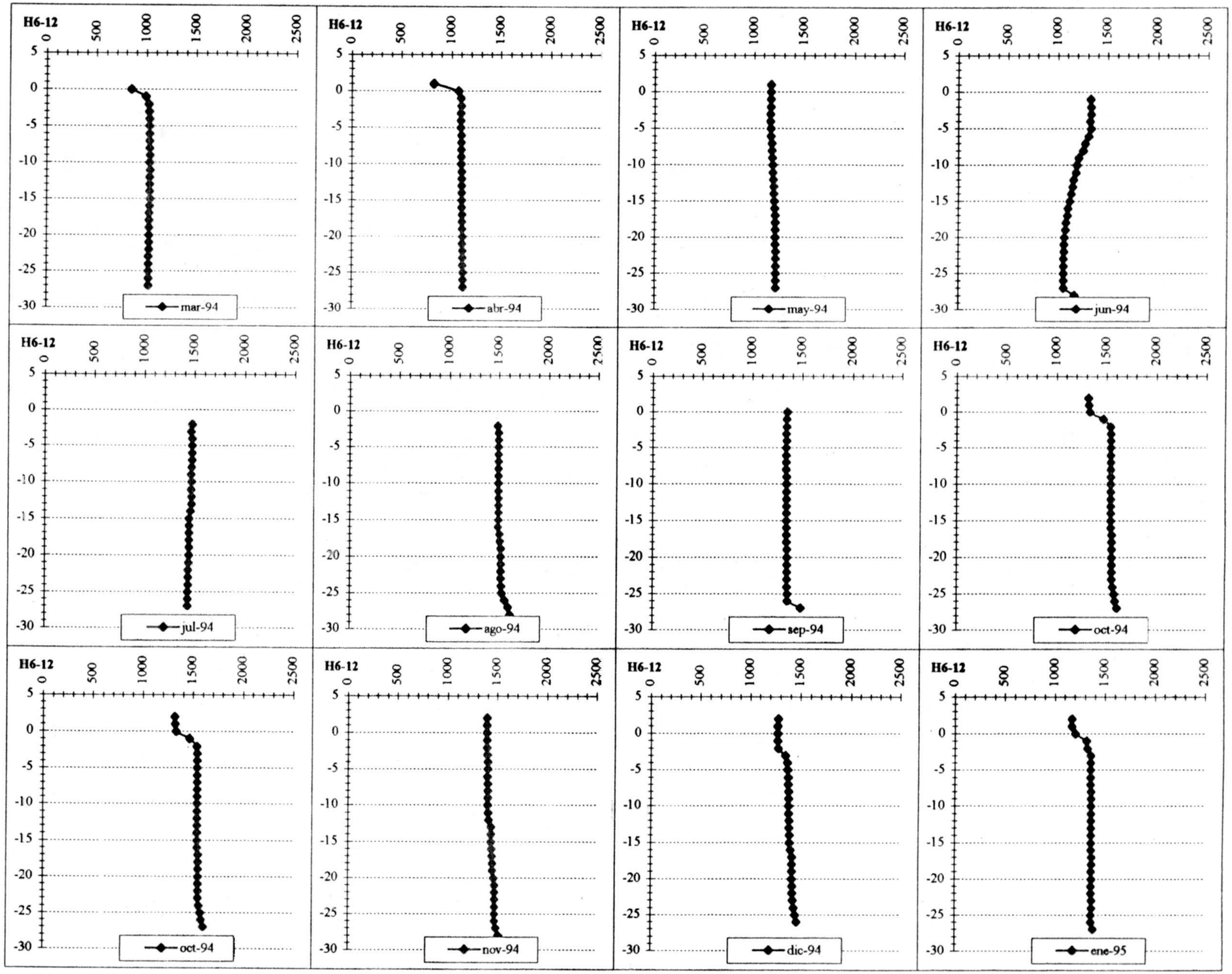

Registros de **temperatura** (ºC) en la captación **H6-12** ( Temperatura(ºC) en abcisas. Cota (m) en ordenadas )

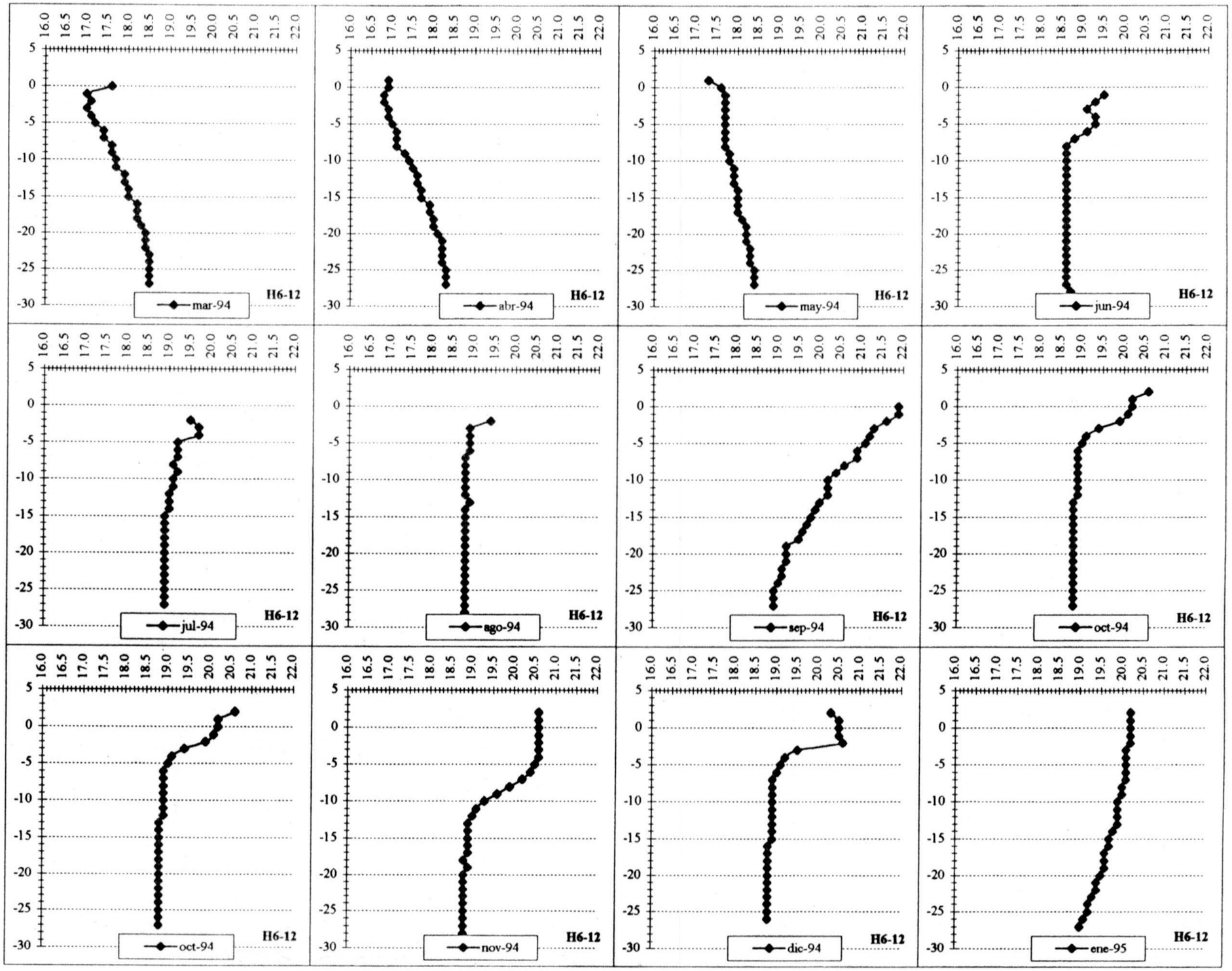

**Registros de conductividad eléctrica en la captación H6-12** ( C.E. (microsiemens/cm a 25ºC) en abcisas. Cota (m) en ordenadas )

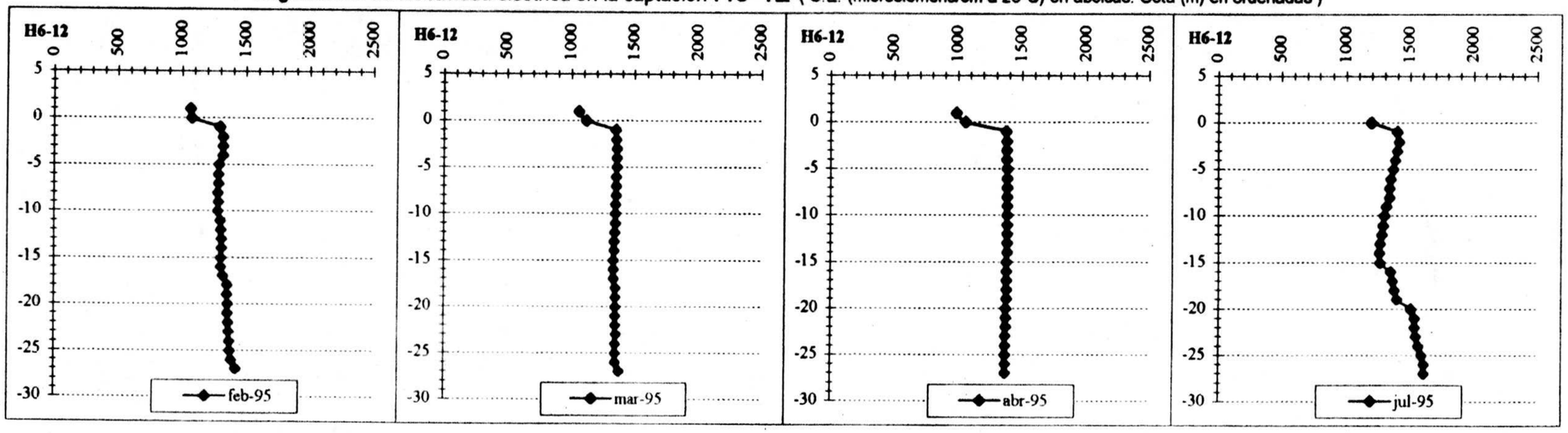

Registros de temperatura (ºC) en la captación H6-12 ( Temperatura(ºC) en abcisas. Cota (m) en ordenadas )

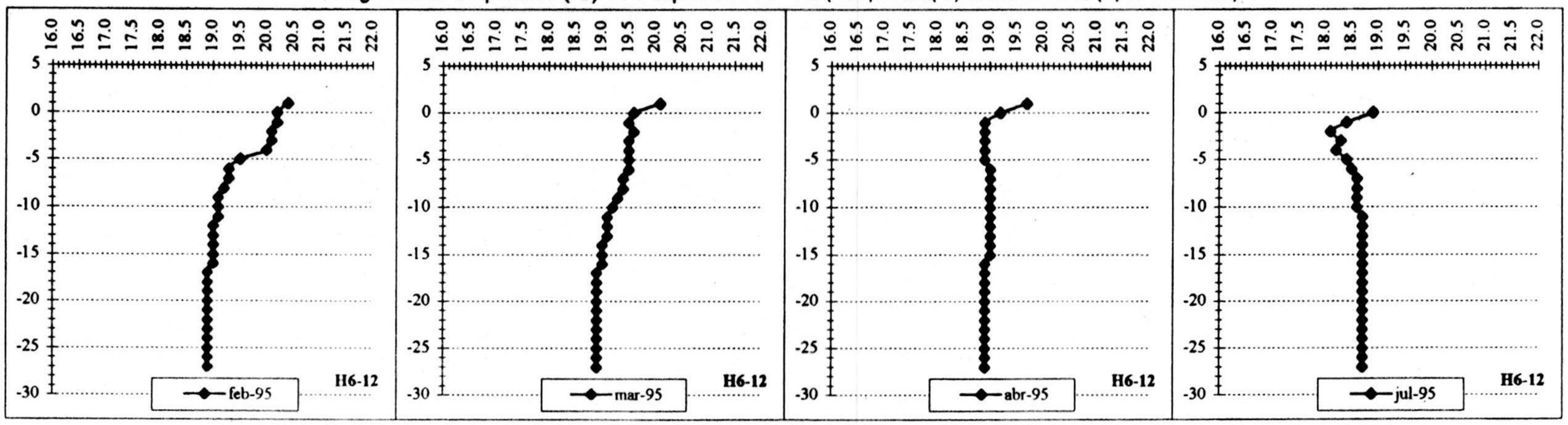

Registros de conductividad eléctrica en la captación H6-N14-2 ( C.E. (microsiemens/cm a 25ºC) en abcisas. Cota (m) en ordenadas )

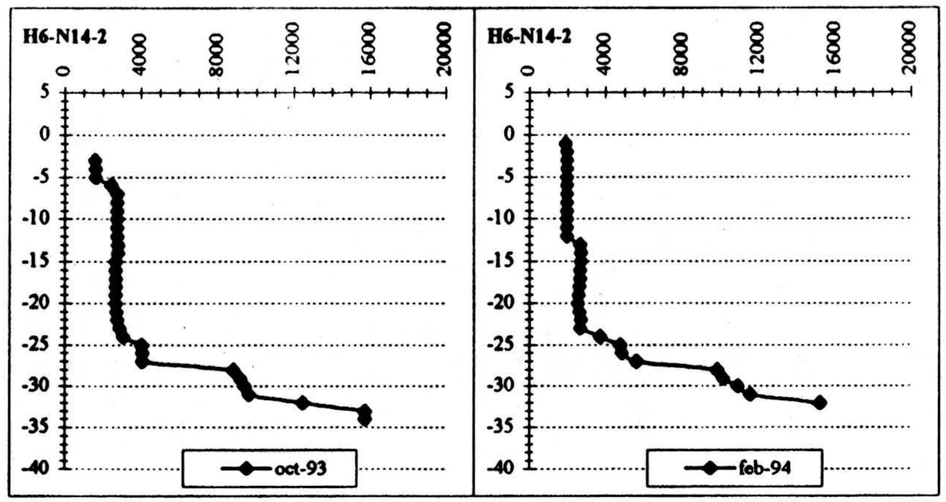

Registros de temperatura (ºC) en la captación H6-N14-2 ( Temperatura(ºC) en abcisas. Cota (m) en ordenadas )

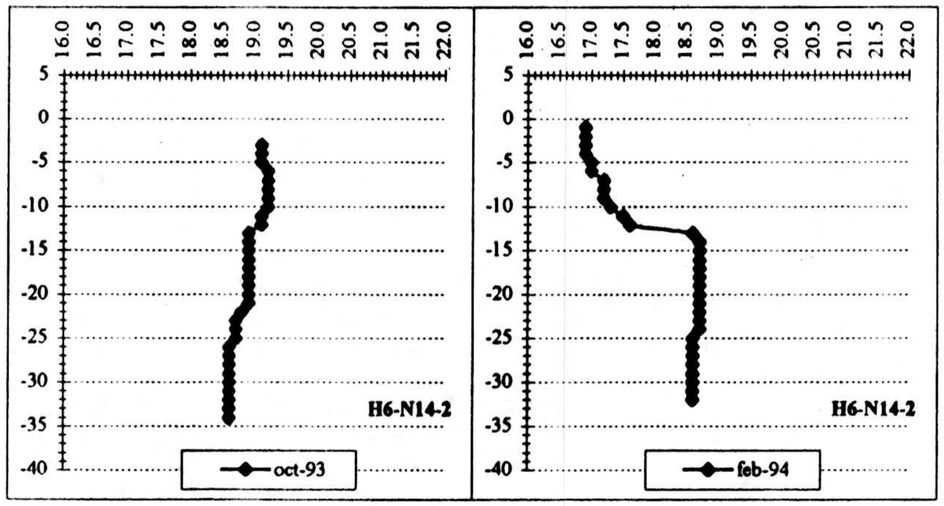

Registros de conductividad eléctrica en la captación H6-16(P) ( C.E. (microsiemens/cm a 25ºC) en abcisas. Cota (m) en ordenadas )

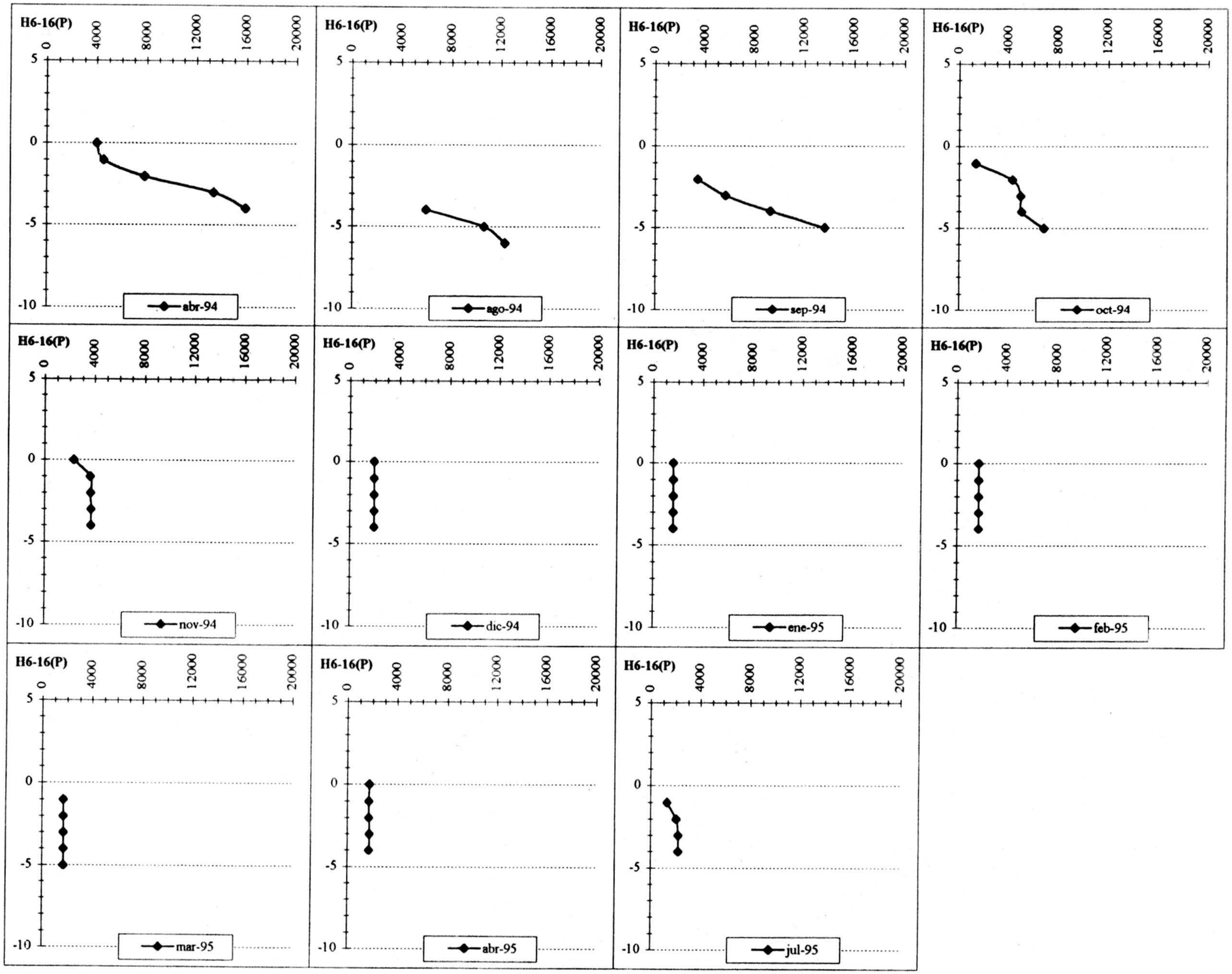

Registros de **temperatura (ºC)** en la captación **H6-16(P)** ( Temperatura(ºC) en abcisas. Cota (m) en ordenadas )

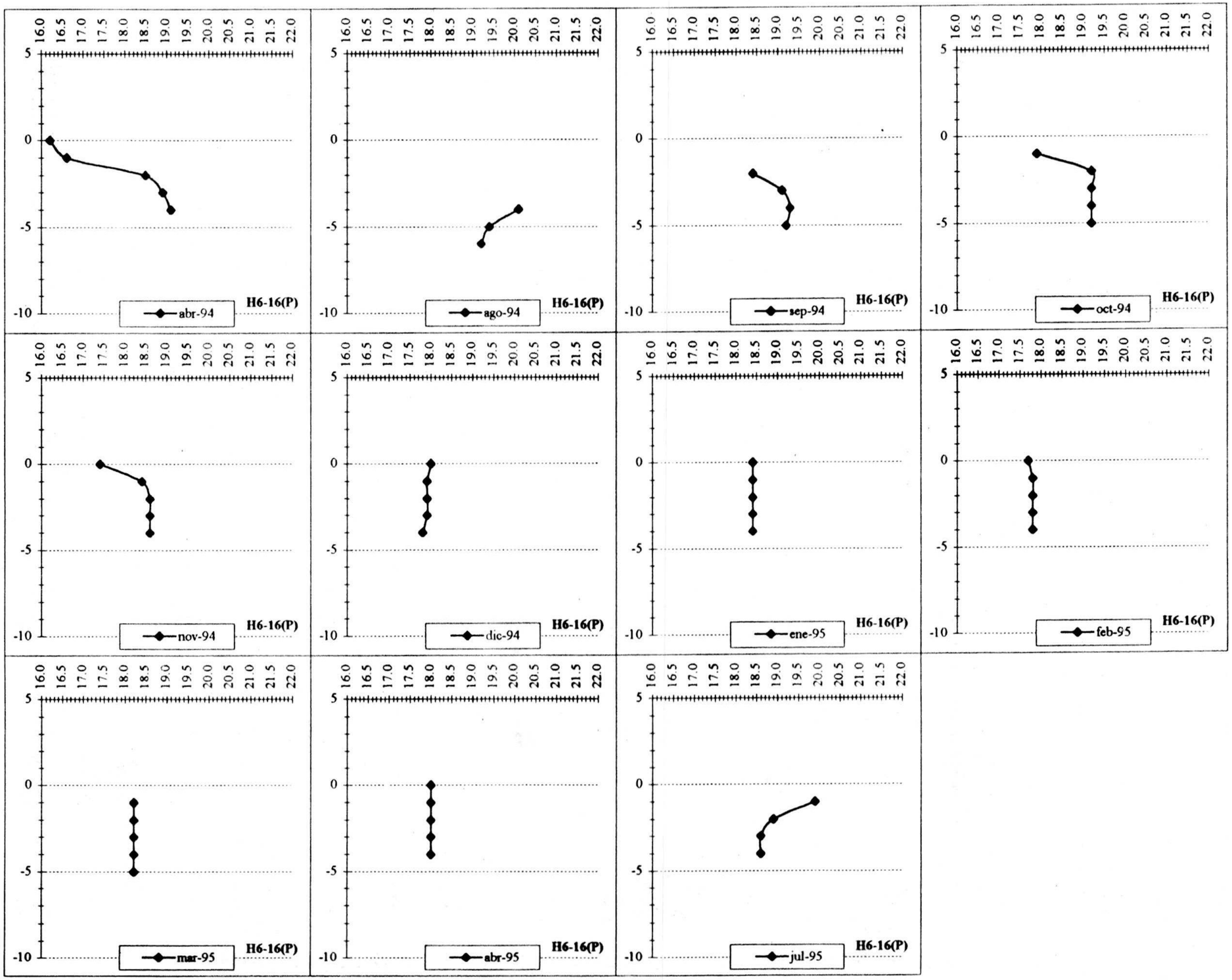

Registros de conductividad eléctrica en la captación H6-N16-3 ( C.E. (microsiemens/cm a 25ºC) en abcisas. Cota (m) en ordenadas )

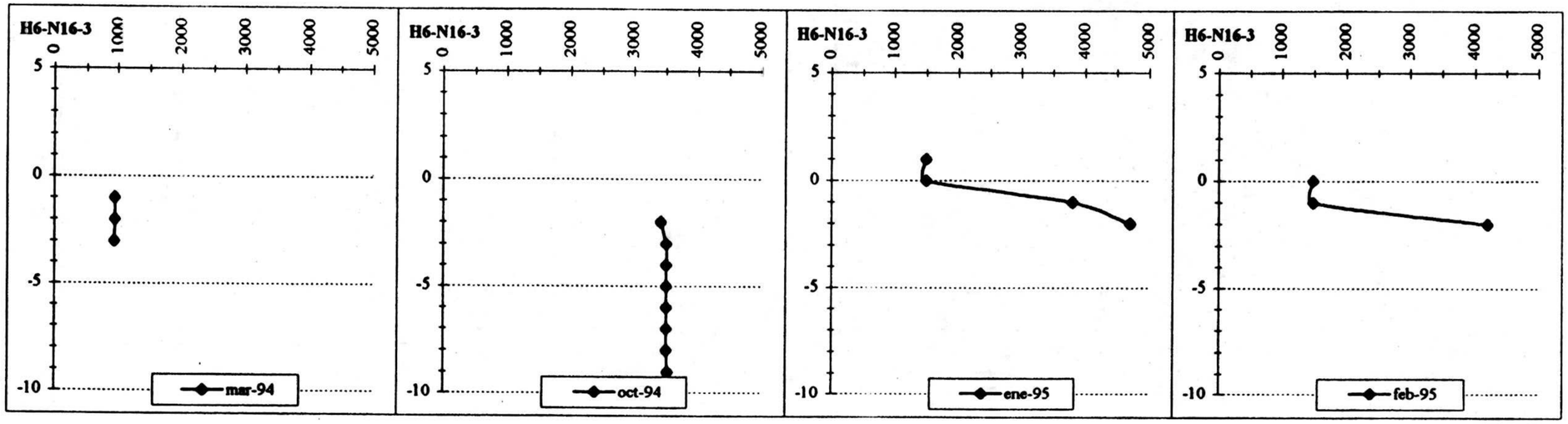

Registros de temperatura (ºC) en la captación H6-N16-3 ( Temperatura(ºC) en abcisas. Cota (m) en ordenadas )

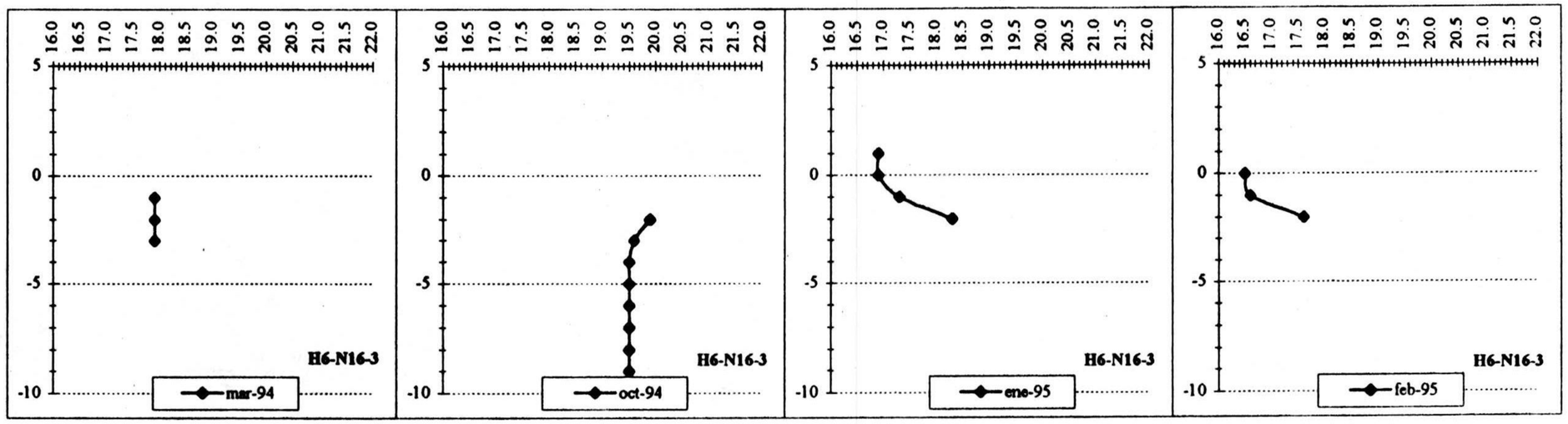

Registros de conductividad eléctrica en la captación H6-17-1 ( C.E. (microsiemens/cm a 25ºC) en abcisas. Cota (m) en ordenadas )

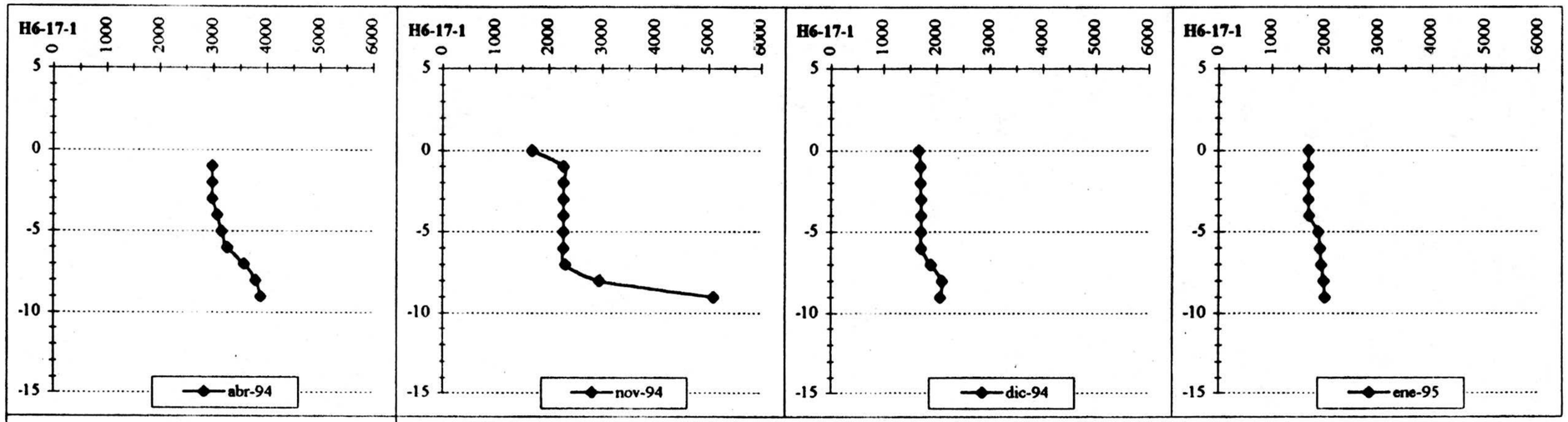


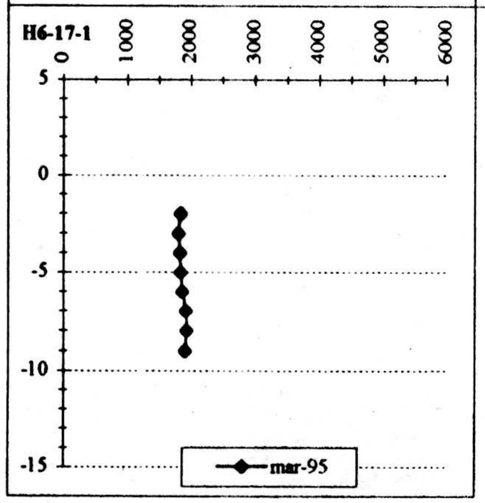

Registros de temperatura (°C) en la captación H6-17-1 ( Temperatura(°C) en abcisas. Cota (m) en ordenadas )

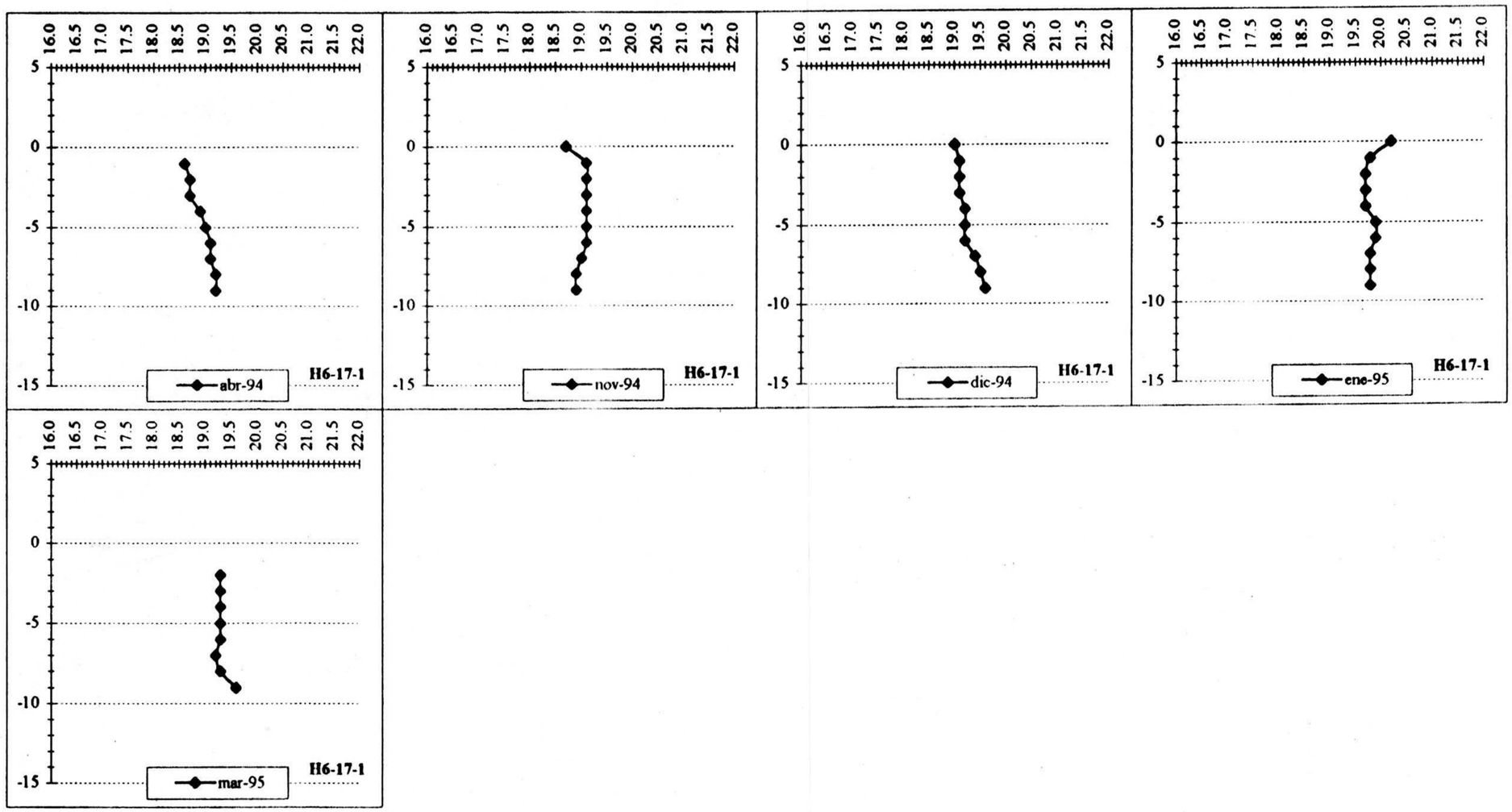

Registros de conductividad eléctrica en la captación H6-18-1 ( C.E. (microsiemens/cm a 25ºC) en abcisas. Cota (m) en ordenadas )

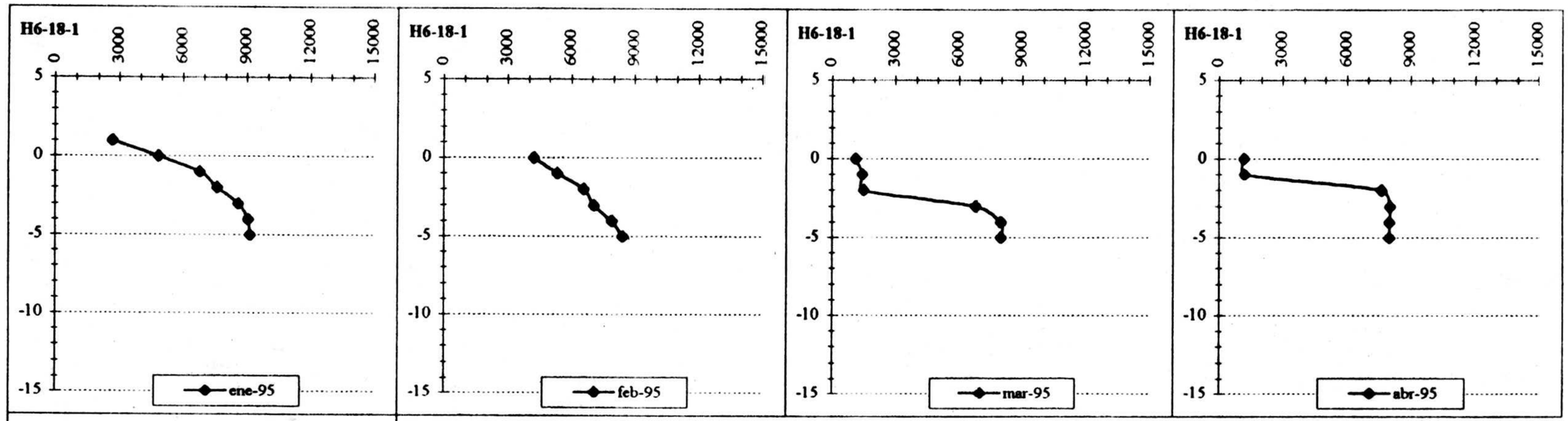


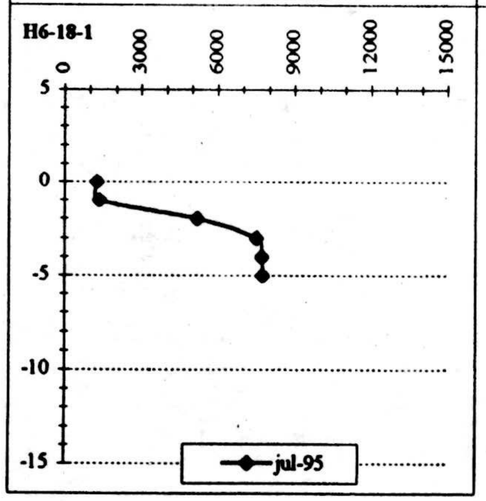

Registros de temperatura (ºC) en la captación H6-18-1 ( Temperatura(ºC) en abcisas Cota (m) en ordenadas )

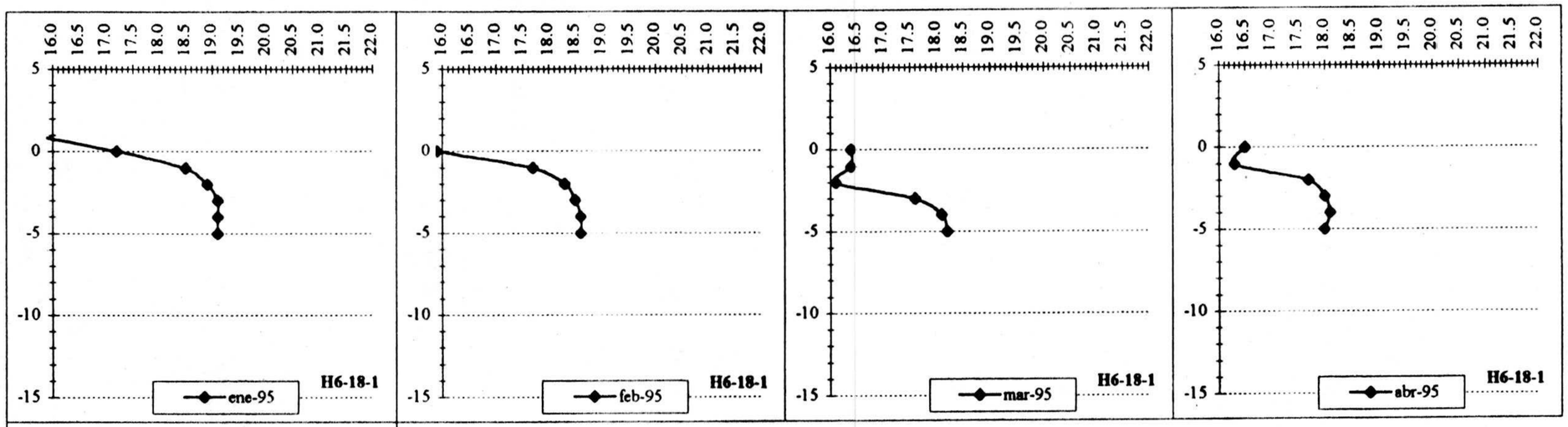











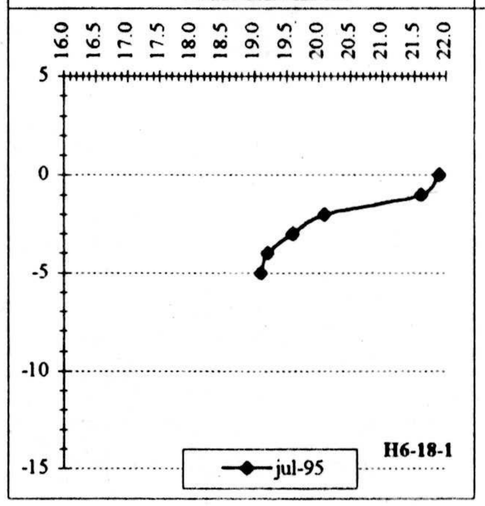

Registros de conductividad eléctrica en la captación H6-19-2 ( C.E. (microsiemens/cm a 25ºC) en abcisas. Cota (m) en ordenadas )

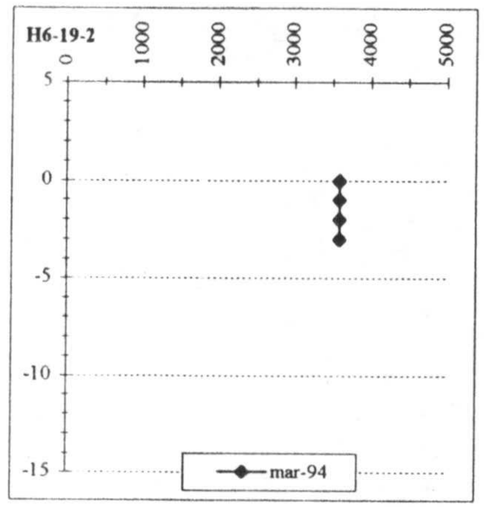

Registros de temperatura (ºC) en la captación H6-19-2 ( Temperatura(ºC) en abcisas. Cota (m) en ordenadas )

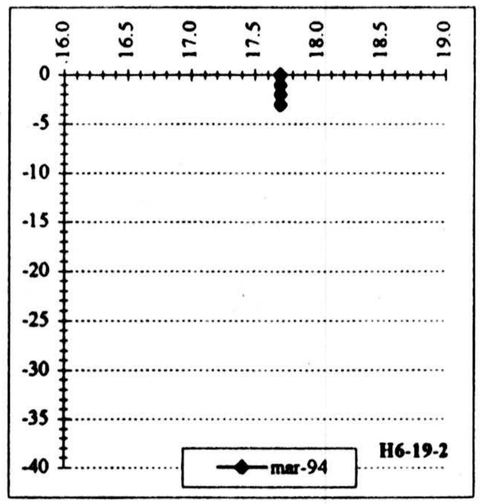

Registros de conductividad eléctrica en los piezómetros SAICA ( C.E. (microsiemens/cm a 25ºC) en abcisas. Cota (m) en ordenadas )

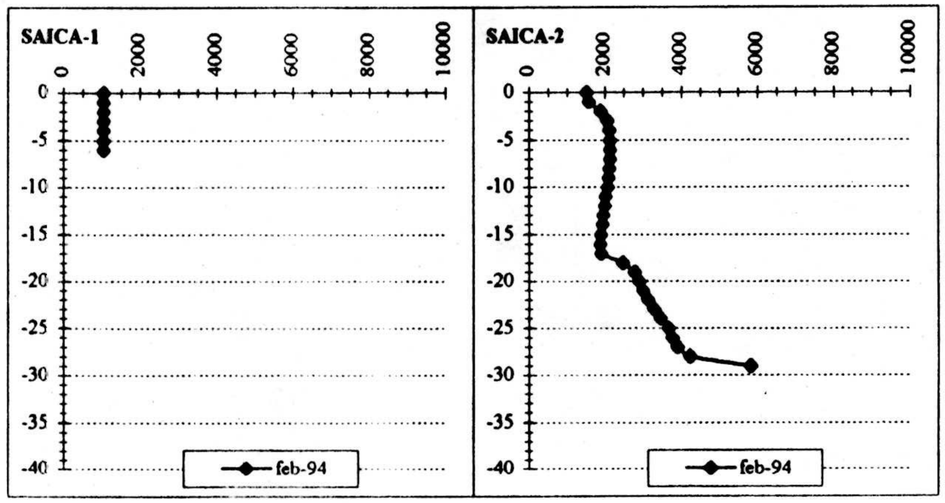

Registros de temperatura (ºC) en las captaciones SAICA ( Temperatura(ºC) en abcisas. Cota (m) en ordenadas )

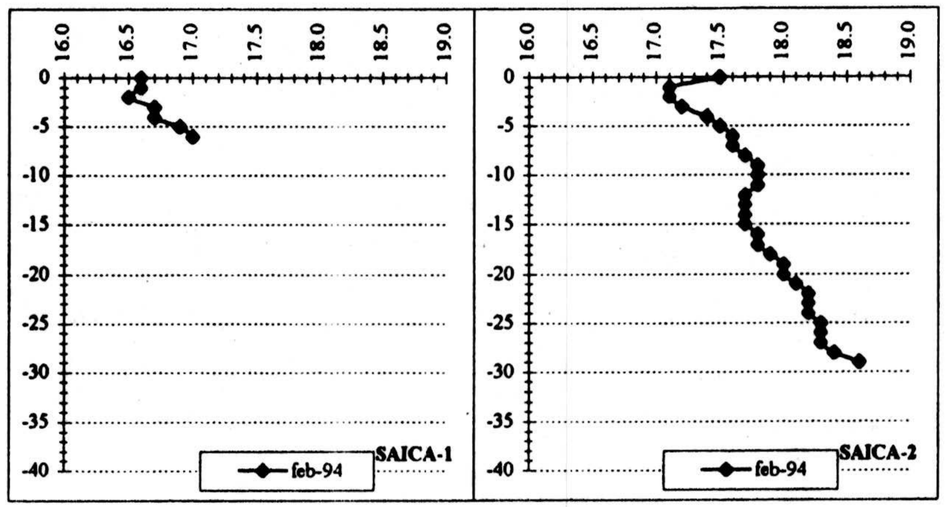

# ANEXO 10.3

## MAPAS DE ISOVALORES MENSUALES DE LA CONDUCTIVIDAD ELÉCTRICA DEL AGUA SUBTERRÁNEA A COTA -5 m EN EL ACUÍFERO SUPERFICIAL

**(Periodo Octubre de 1993 a Julio de 1995)**

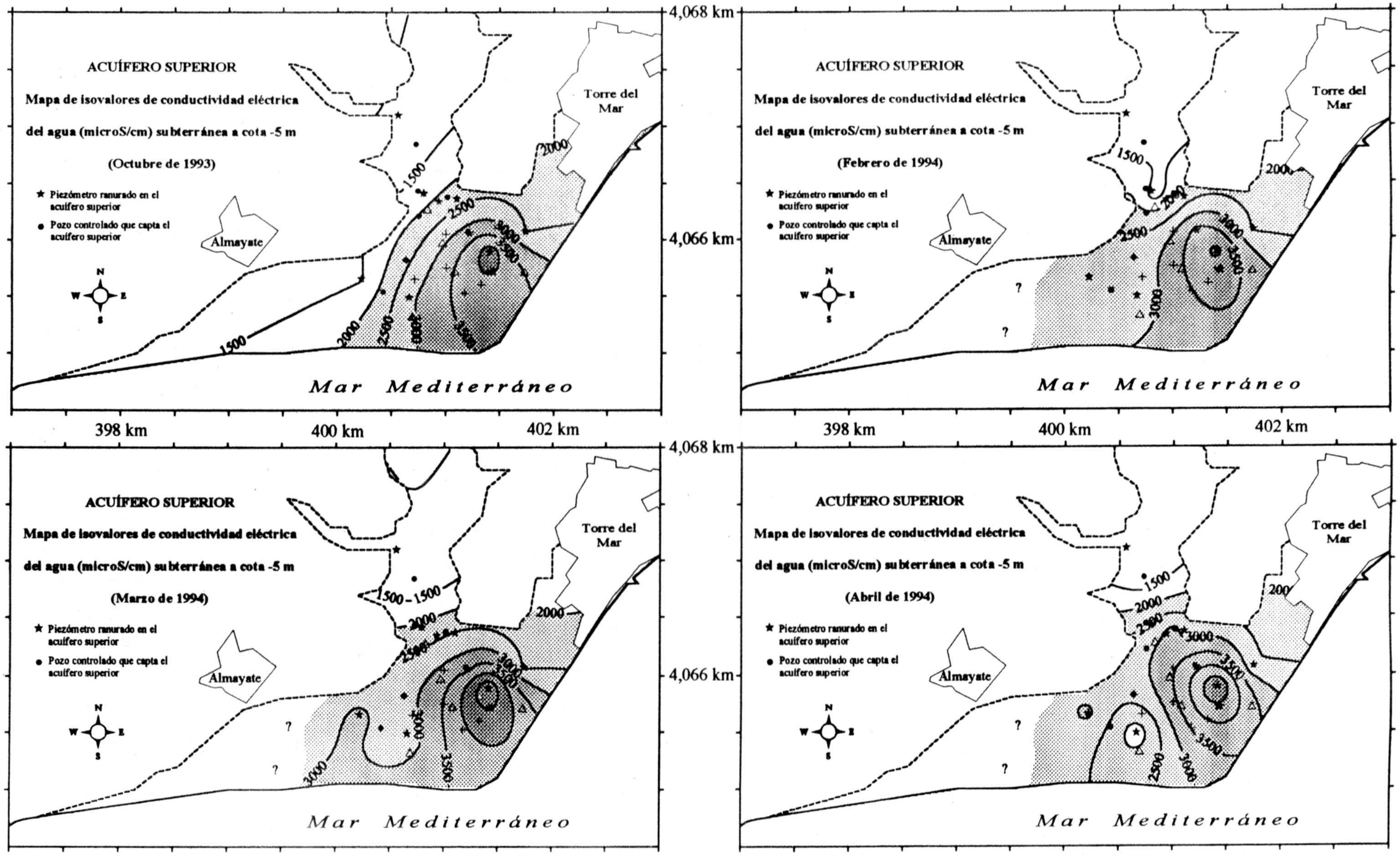
ACUÍFERO SUPERIOR
Mapa de isovalores de conductividad eléctrica
del agua (microS/cm) subterránea a cota -5 m
(Octubre de 1993)
Piezómetro ranurado en el acuífero superior
Pozo controlado que capta el acuífero superior
Almayate
Torre del Mar
1500
2000
2500
3000
3500
Mar Mediterráneo
398 km
400 km
402 km
4,068 km
4,066 km
ACUÍFERO SUPERIOR
Mapa de isovalores de conductividad eléctrica
del agua (microS/cm) subterránea a cota -5 m
(Febrero de 1994)
Piezómetro ranurado en el acuífero superior
Pozo controlado que capta el acuífero superior
Almayate
Torre del Mar
1500
2000
2500
3000
3500
Mar Mediterráneo
398 km
400 km
402 km
4,068 km
4,066 km
ACUÍFERO SUPERIOR
Mapa de isovalores de conductividad eléctrica
del agua (microS/cm) subterránea a cota -5 m
(Marzo de 1994)
Piezómetro ranurado en el acuífero superior
Pozo controlado que capta el acuífero superior
Almayate
Torre del Mar
1500
2000
2500
3000
3500
Mar Mediterráneo
ACUÍFERO SUPERIOR
Mapa de isovalores de conductividad eléctrica
del agua (microS/cm) subterránea a cota -5 m
(Abril de 1994)
Piezómetro ranurado en el acuífero superior
Pozo controlado que capta el acuífero superior
Almayate
Torre del Mar
1500
2000
2500
3000
3500
Mar Mediterráneo

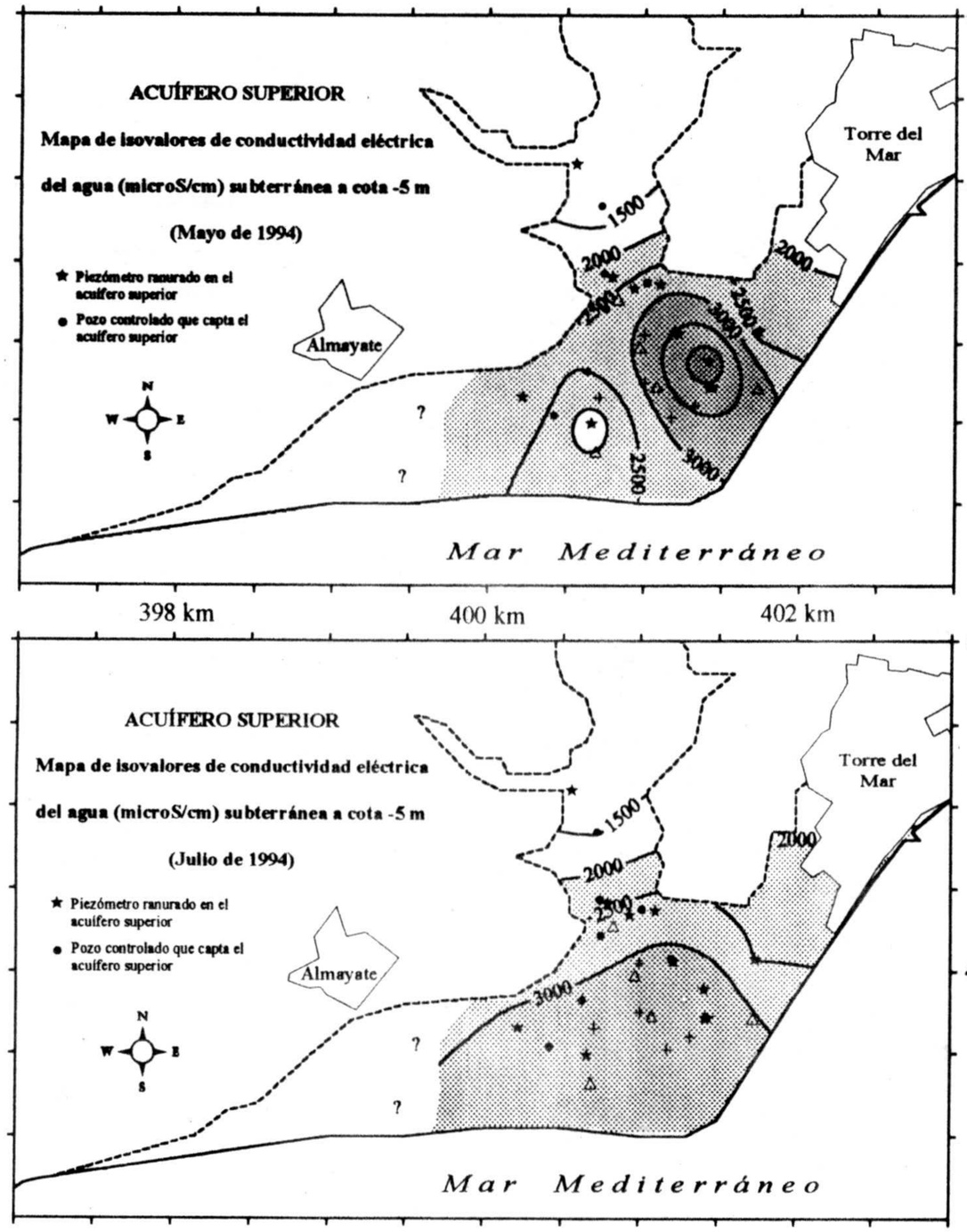
ACUÍFERO SUPERIOR
Mapa de isovalores de conductividad eléctrica
del agua (microS/cm) subterránea a cota -5 m
(Mayo de 1994)
Piezómetro ranurado en el acuífero superior
Pozo controlado que capta el acuífero superior
Almayate
Torre del Mar
1500
2000
2500
3000
Mar Mediterráneo
398 km
400 km
402 km
4,068 km
4,066 km

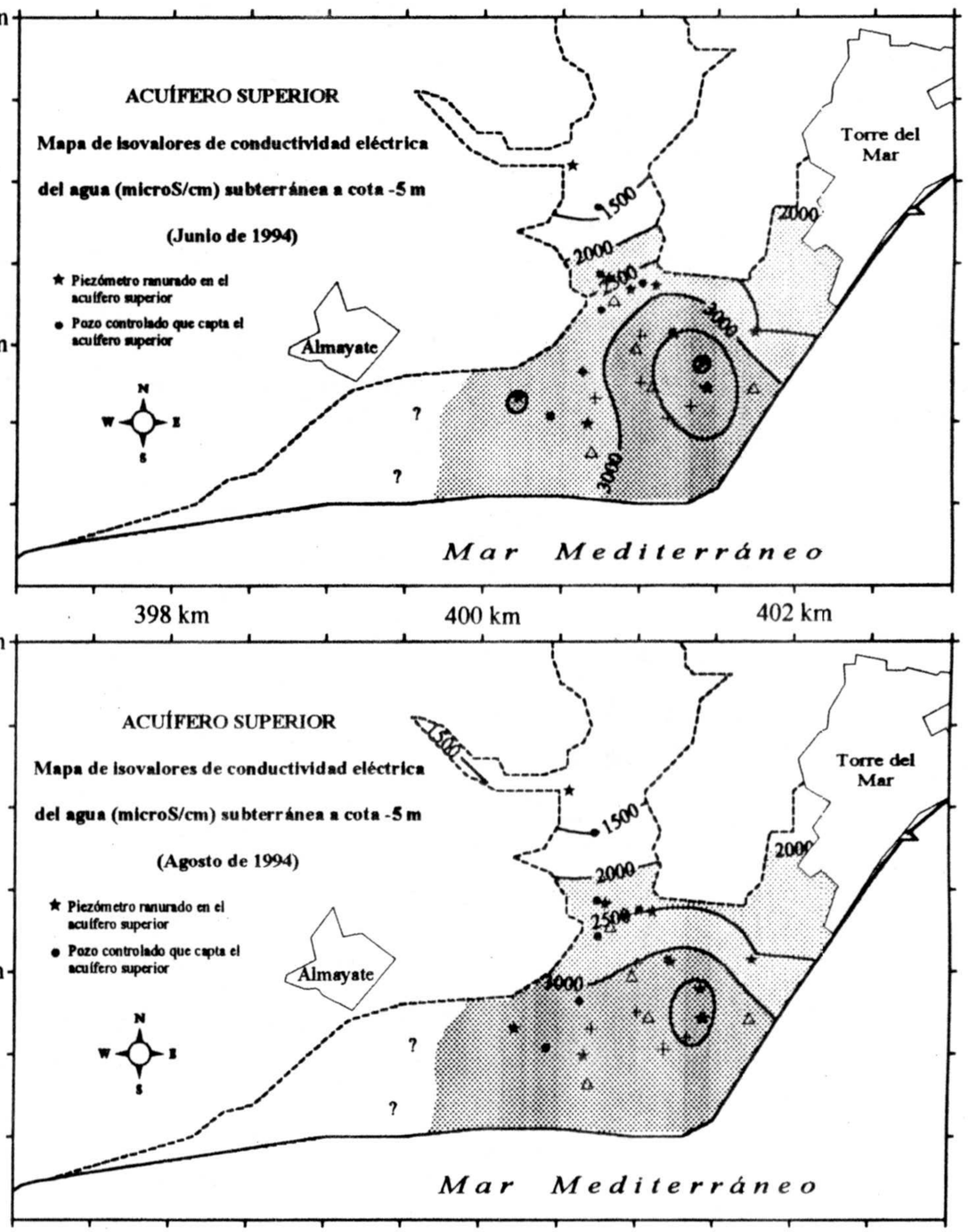
ACUÍFERO SUPERIOR
Mapa de isovalores de conductividad eléctrica
del agua (microS/cm) subterránea a cota -5 m
(Junio de 1994)
Piezómetro ranurado en el acuífero superior
Pozo controlado que capta el acuífero superior
Almayate
Torre del Mar
1500
2000
2500
3000
Mar Mediterráneo
398 km
400 km
402 km
4,068 km
4,066 km


ACUÍFERO SUPERIOR
Mapa de isovalores de conductividad eléctrica
del agua (microS/cm) subterránea a cota -5 m
(Julio de 1994)
Piezómetro ranurado en el acuífero superior
Pozo controlado que capta el acuífero superior
Almayate
Torre del Mar
1500
2000
2500
3000
Mar Mediterráneo
398 km
400 km
402 km
4,068 km
4,066 km


ACUÍFERO SUPERIOR
Mapa de isovalores de conductividad eléctrica
del agua (microS/cm) subterránea a cota -5 m
(Agosto de 1994)
Piezómetro ranurado en el acuífero superior
Pozo controlado que capta el acuífero superior
Almayate
Torre del Mar
1500
2000
2500
3000
Mar Mediterráneo
398 km
400 km
402 km
4,068 km
4,066 km

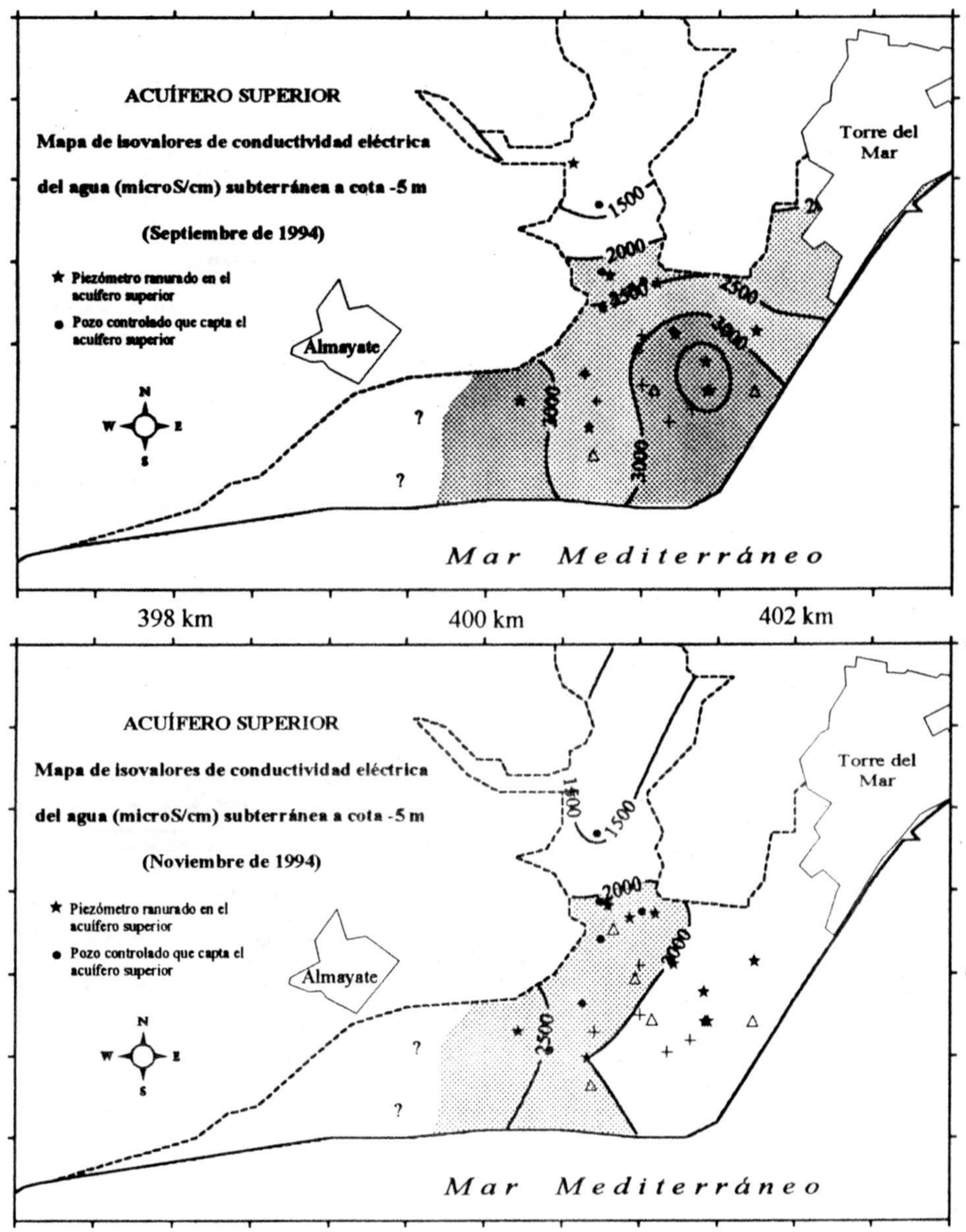
ACUÍFERO SUPERIOR
Mapa de isovalores de conductividad eléctrica
del agua (microS/cm) subterránea a cota -5 m
(Septiembre de 1994)
Piezómetro ranurado en el acuífero superior
Pozo controlado que capta el acuífero superior
Almayate
Torre del Mar
1500
2000
2500
3000
Mar Mediterráneo
398 km
400 km
402 km
4,068 km
4,066 km

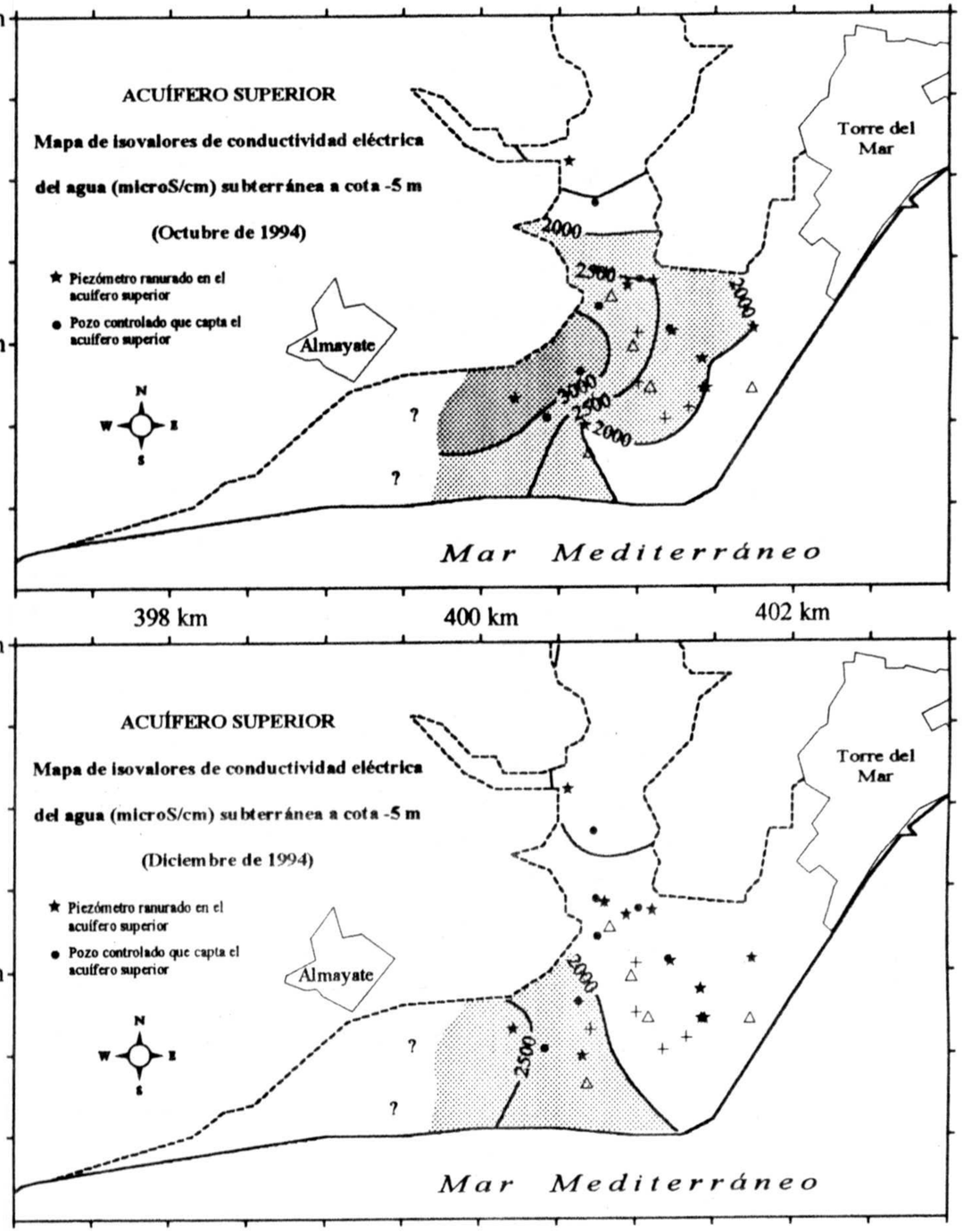
ACUÍFERO SUPERIOR
Mapa de isovalores de conductividad eléctrica
del agua (microS/cm) subterránea a cota -5 m
(Octubre de 1994)
Piezómetro ranurado en el acuífero superior
Pozo controlado que capta el acuífero superior
Almayate
Torre del Mar
2000
2500
3000
Mar Mediterráneo
398 km
400 km
402 km
4,068 km
4,066 km


ACUÍFERO SUPERIOR
Mapa de isovalores de conductividad eléctrica
del agua (microS/cm) subterránea a cota -5 m
(Noviembre de 1994)
Piezómetro ranurado en el acuífero superior
Pozo controlado que capta el acuífero superior
Almayate
Torre del Mar
1500
2000
2500
Mar Mediterráneo
398 km
400 km
402 km
4,068 km
4,066 km


ACUÍFERO SUPERIOR
Mapa de isovalores de conductividad eléctrica
del agua (microS/cm) subterránea a cota -5 m
(Diciembre de 1994)
Piezómetro ranurado en el acuífero superior
Pozo controlado que capta el acuífero superior
Almayate
Torre del Mar
2000
2500
Mar Mediterráneo
398 km
400 km
402 km
4,068 km
4,066 km

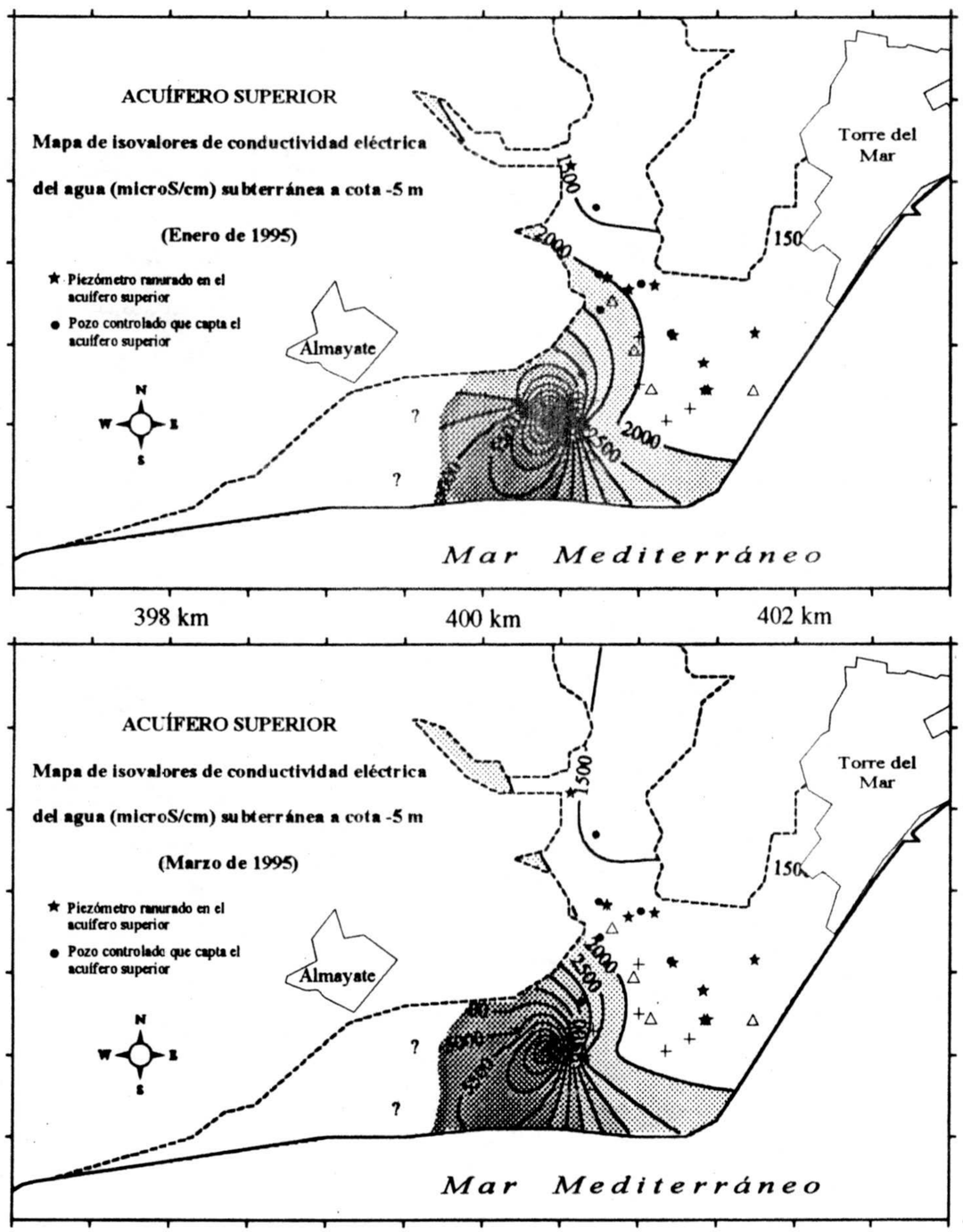
ACUÍFERO SUPERIOR
Mapa de isovalores de conductividad eléctrica
del agua (microS/cm) subterránea a cota -5 m
(Enero de 1995)
Piezómetro ranurado en el acuífero superior
Pozo controlado que capta el acuífero superior
Almayate
Torre del Mar
1500
2000
2500
150
Mar Mediterráneo
398 km
400 km
402 km
4,068 km
4,066 km

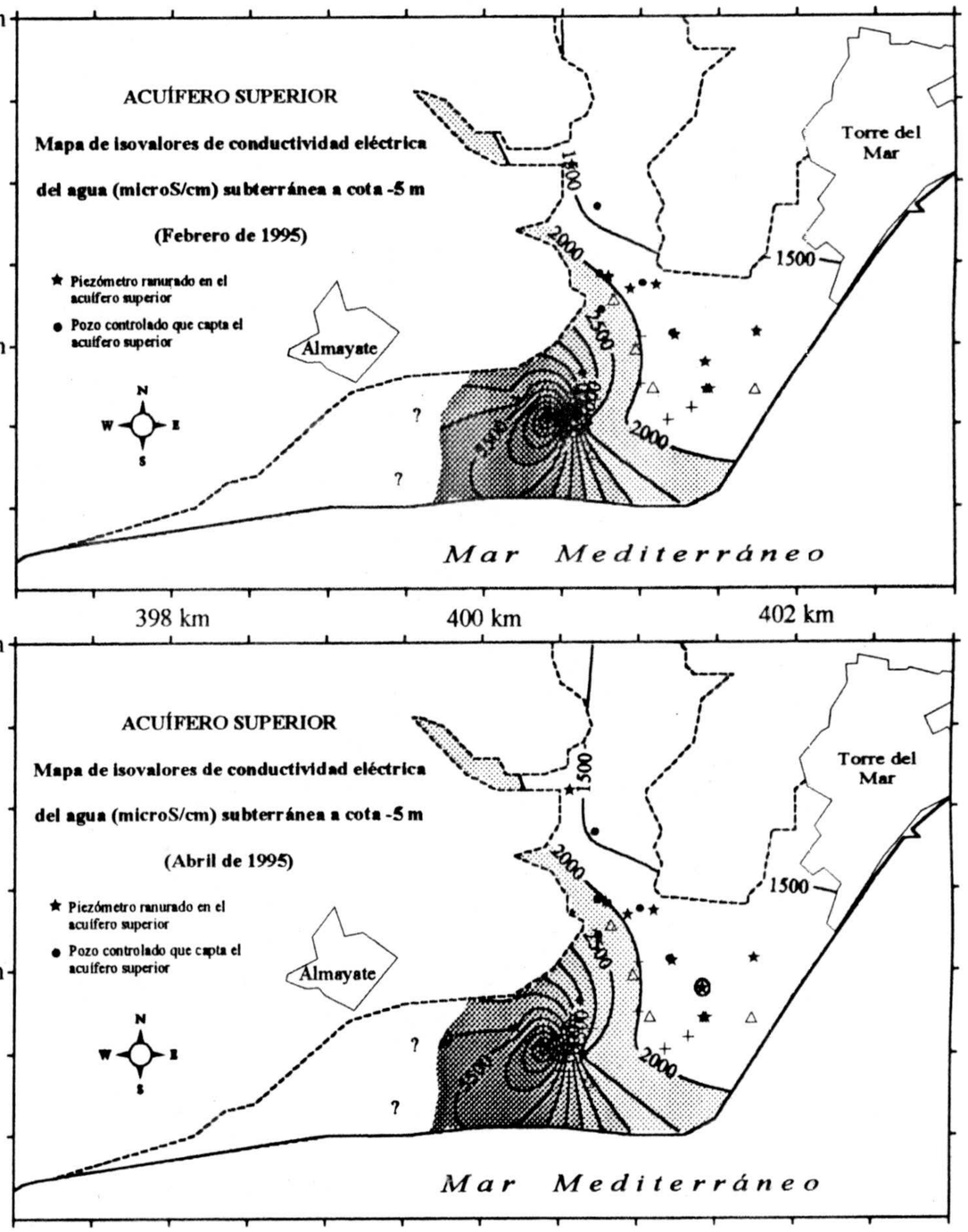
ACUÍFERO SUPERIOR
Mapa de isovalores de conductividad eléctrica
del agua (microS/cm) subterránea a cota -5 m
(Febrero de 1995)
Piezómetro ranurado en el acuífero superior
Pozo controlado que capta el acuífero superior
Almayate
Torre del Mar
1500
2000
2500
Mar Mediterráneo
398 km
400 km
402 km
4,068 km
4,066 km


ACUÍFERO SUPERIOR
Mapa de isovalores de conductividad eléctrica
del agua (microS/cm) subterránea a cota -5 m
(Marzo de 1995)
Piezómetro ranurado en el acuífero superior
Pozo controlado que capta el acuífero superior
Almayate
Torre del Mar
1500
2000
2500
150
Mar Mediterráneo
398 km
400 km
402 km
4,068 km
4,066 km


ACUÍFERO SUPERIOR
Mapa de isovalores de conductividad eléctrica
del agua (microS/cm) subterránea a cota -5 m
(Abril de 1995)
Piezómetro ranurado en el acuífero superior
Pozo controlado que capta el acuífero superior
Almayate
Torre del Mar
1500
2000
2500
Mar Mediterráneo
398 km
400 km
402 km
4,068 km
4,066 km

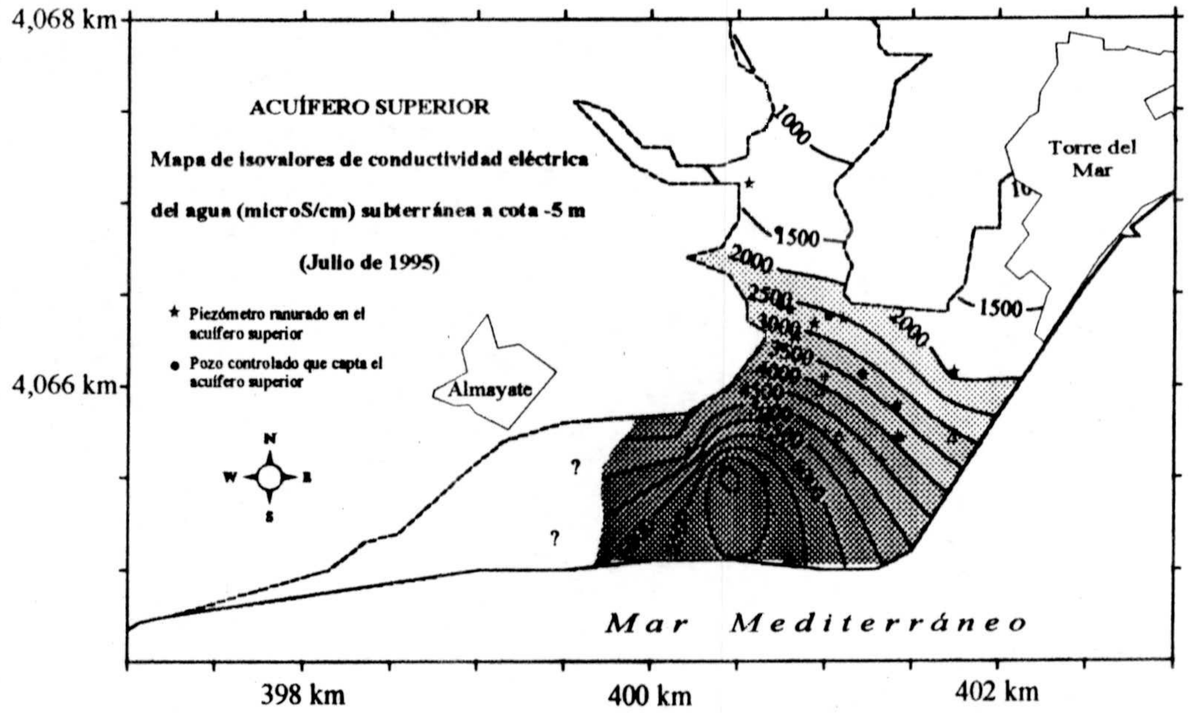
4,068 km
ACUÍFERO SUPERIOR
Mapa de isovalores de conductividad eléctrica
del agua (microS/cm) subterránea a cota -5 m
(Julio de 1995)
Piezómetro ranurado en el acuífero superior
Pozo controlado que capta el acuífero superior
Almayate
Torre del Mar
1000
1500
2000
2500
3000
3500
4000
4500
5000
N
W
E
S
?
?
Mar Mediterráneo
4,066 km
398 km
400 km
402 km

# ANEXO 10.4

## EVOLUCIÓN TEMPORAL DEL NIVEL PIEZOMÉTRICO Y LA CONDUCTIVIDAD ELÉCTRICA DEL AGUA SUBTERRÁNEA EN ALGUNOS PUNTOS DE LA RED DE CONTROL DE LA INTRUSIÓN MARINA

**(Se indican las cotas a las que se toman los datos de conductividad y los puntos ranurados en el acuífero superficial, profundo o en ambos)**

**Evolución temporal de la conductividad eléctrica y el nivel piezométrico.**

**PIEZÓMETROS Y CAPTACIONES RANURADOS EN EL ACUÍFERO SUPERFICIAL**

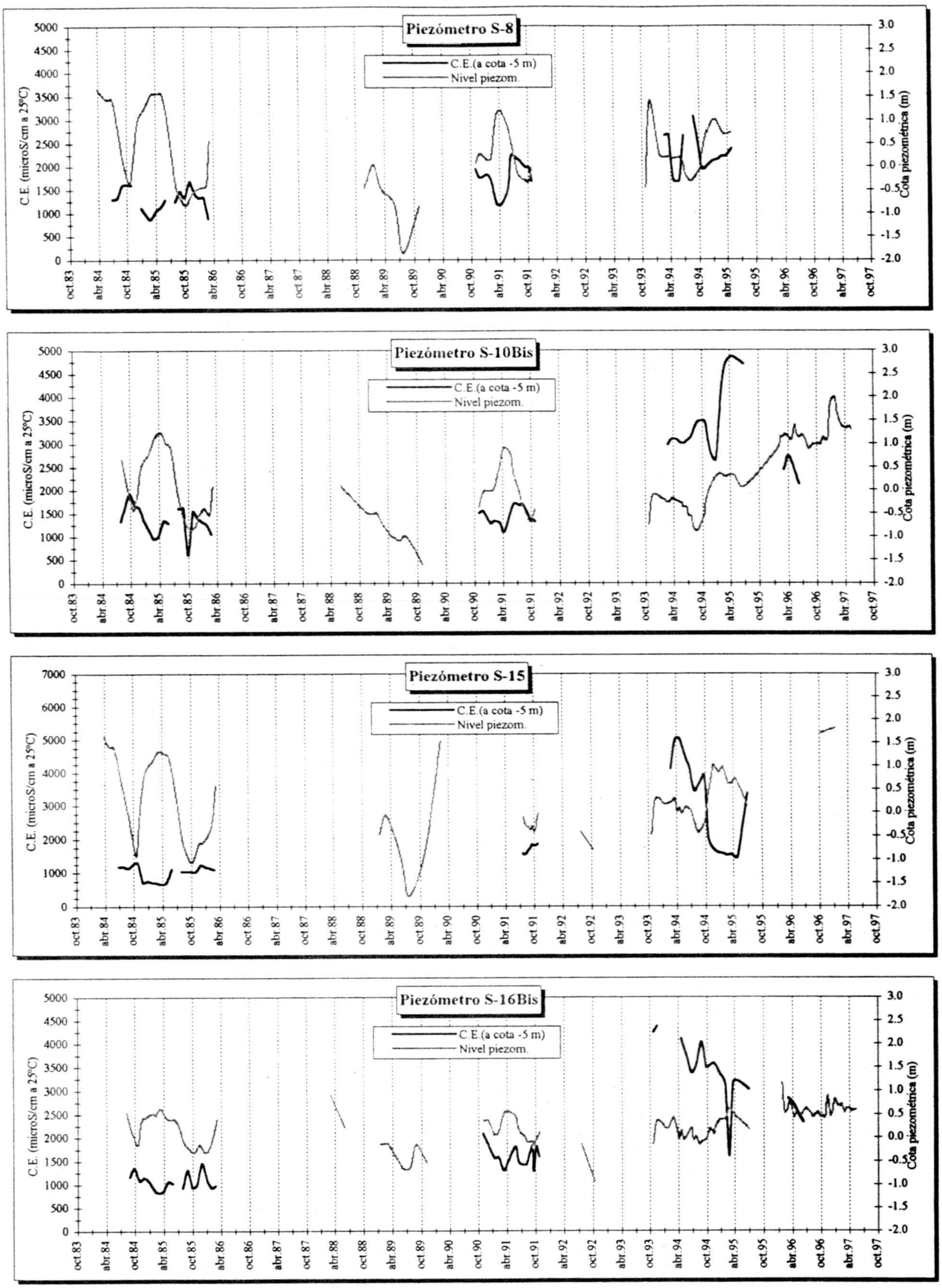

**Evolución temporal de la conductividad eléctrica y el nivel piezométrico.**

**PIEZÓMETROS Y CAPTACIONES RANURADOS EN EL ACUÍFERO SUPERFICIAL**

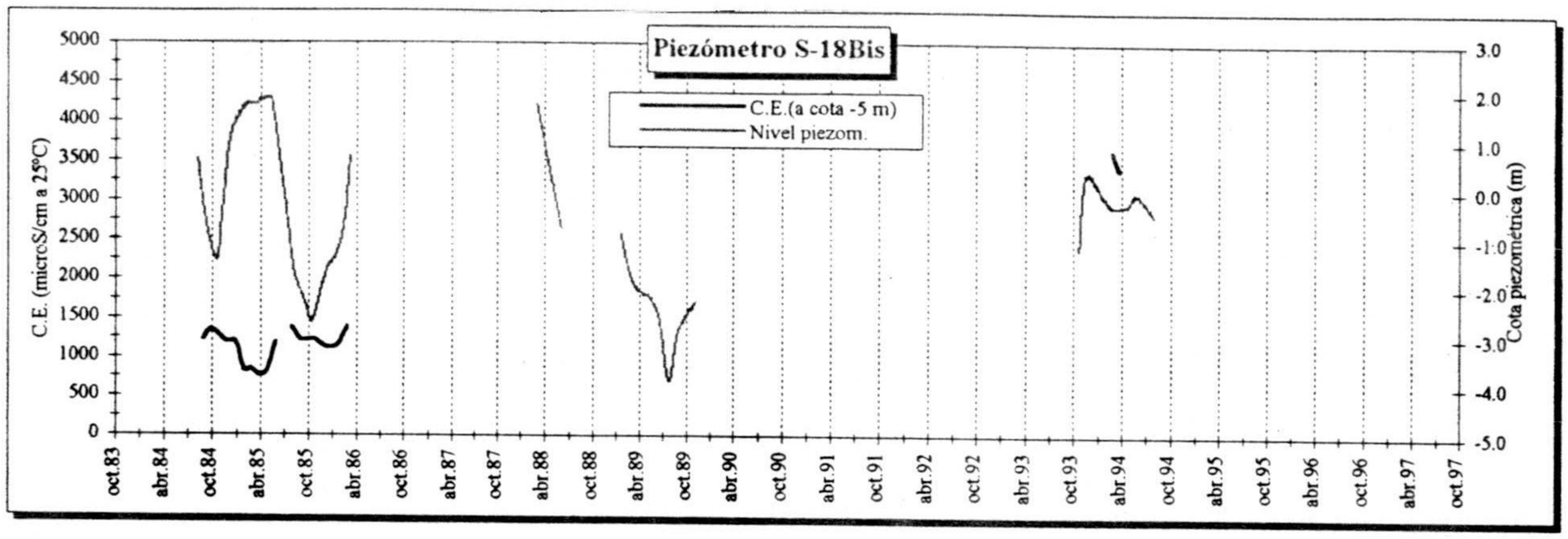


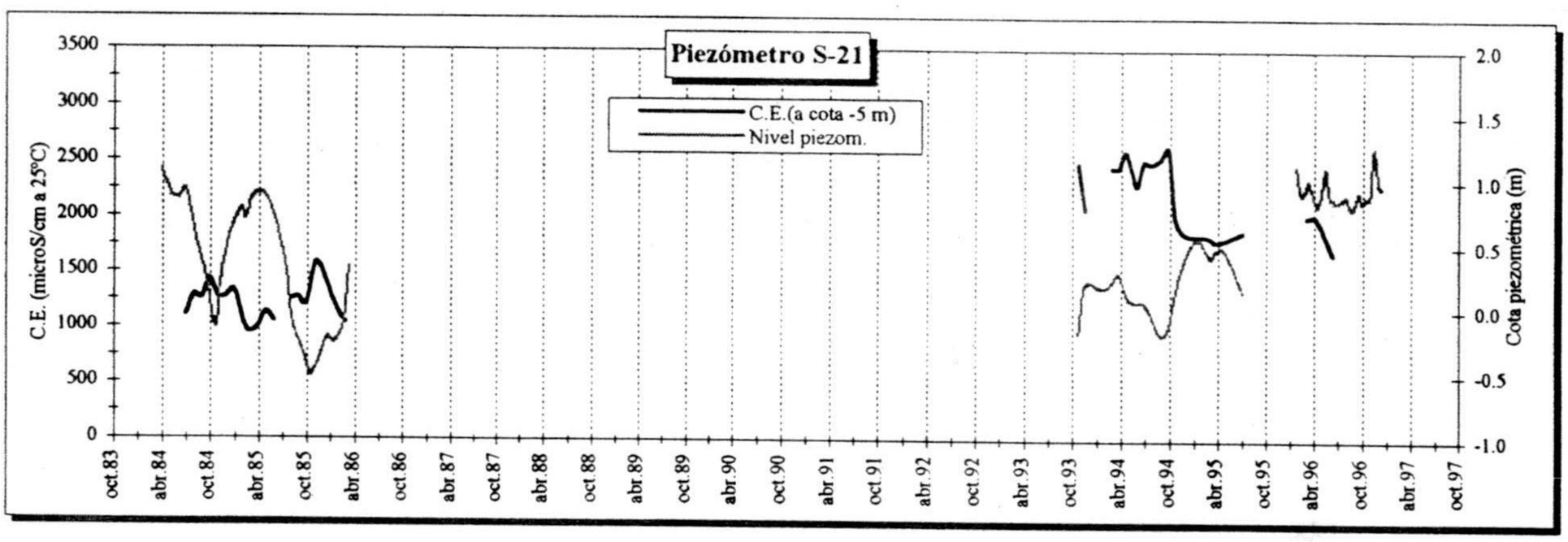


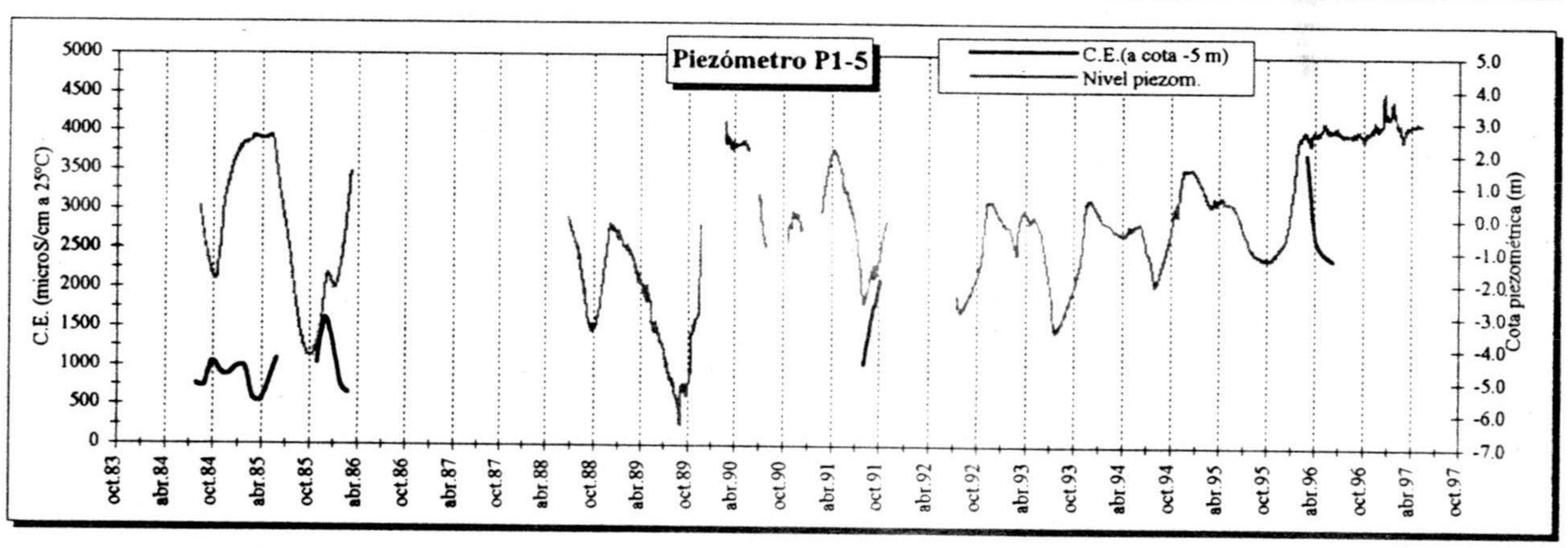


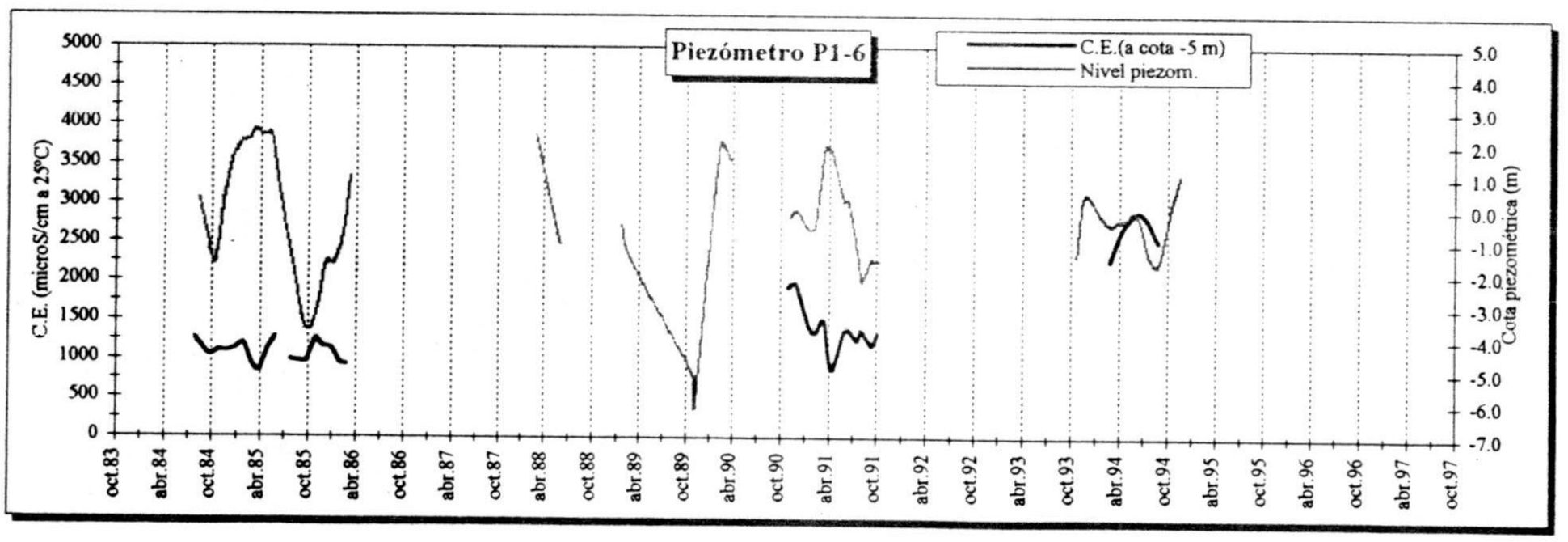

**Evolución temporal de la conductividad eléctrica y el nivel piezométrico.**

**PIEZÓMETROS Y CAPTACIONES RANURADOS EN EL ACUÍFERO SUPERFICIAL**

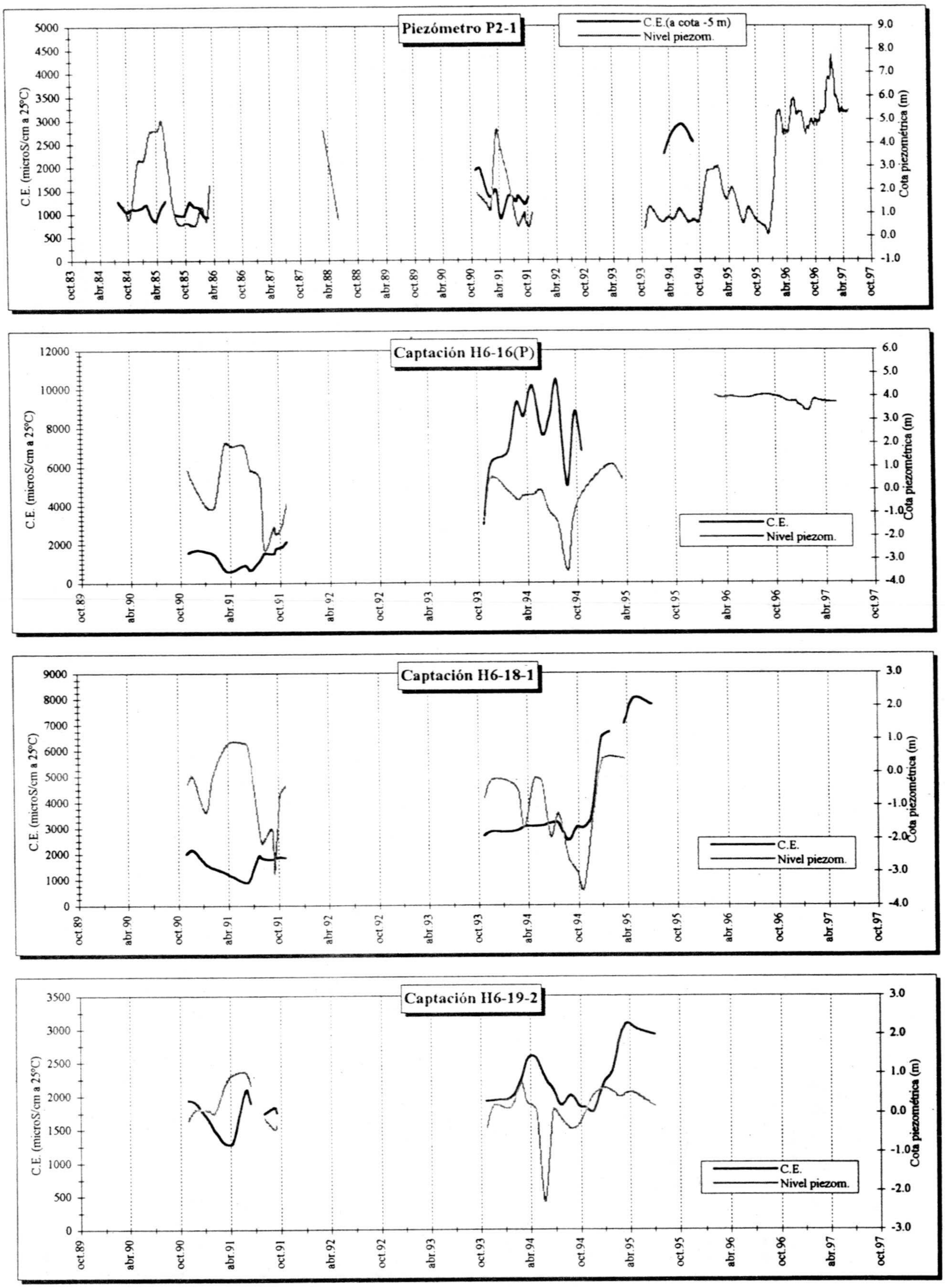

**Evolución temporal de la conductividad eléctrica y el nivel piezométrico.**

**PIEZÓMETROS Y CAPTACIONES RANURADOS EN EL ACUÍFERO SUPERFICIAL**

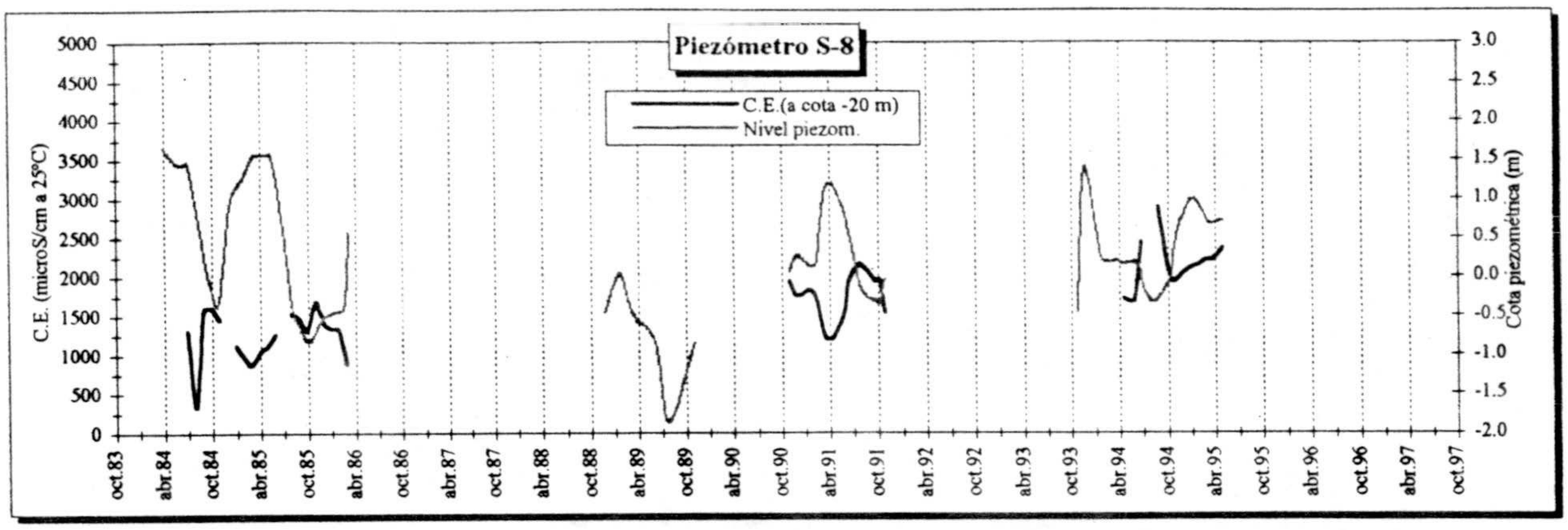


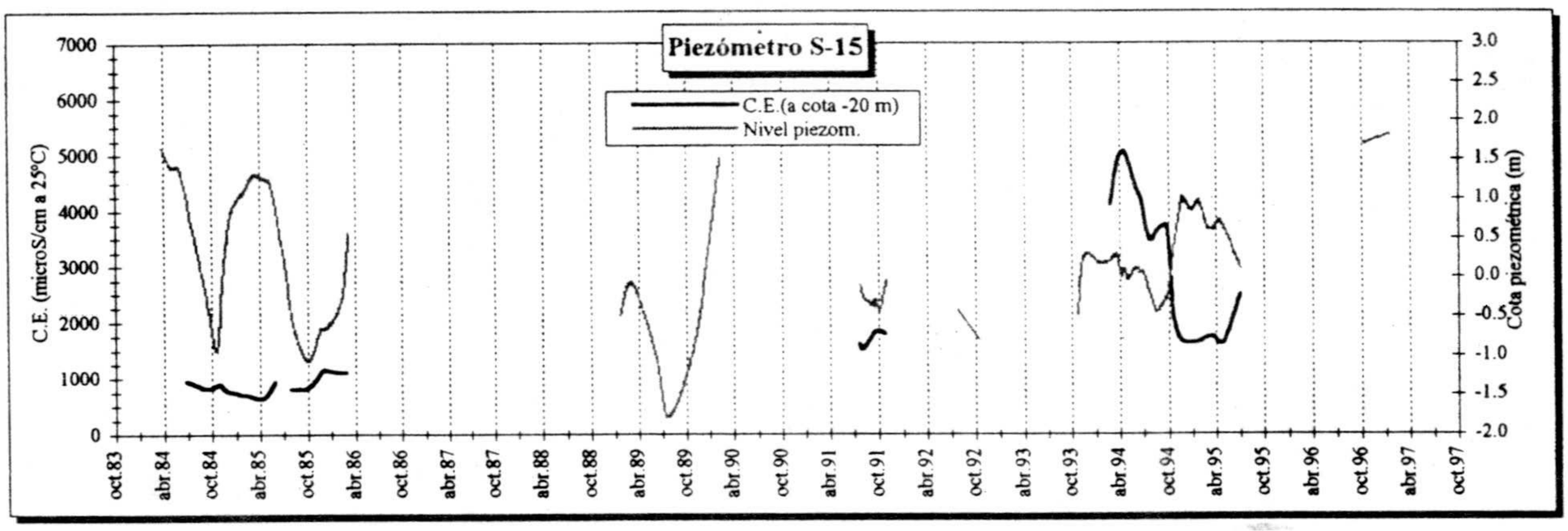


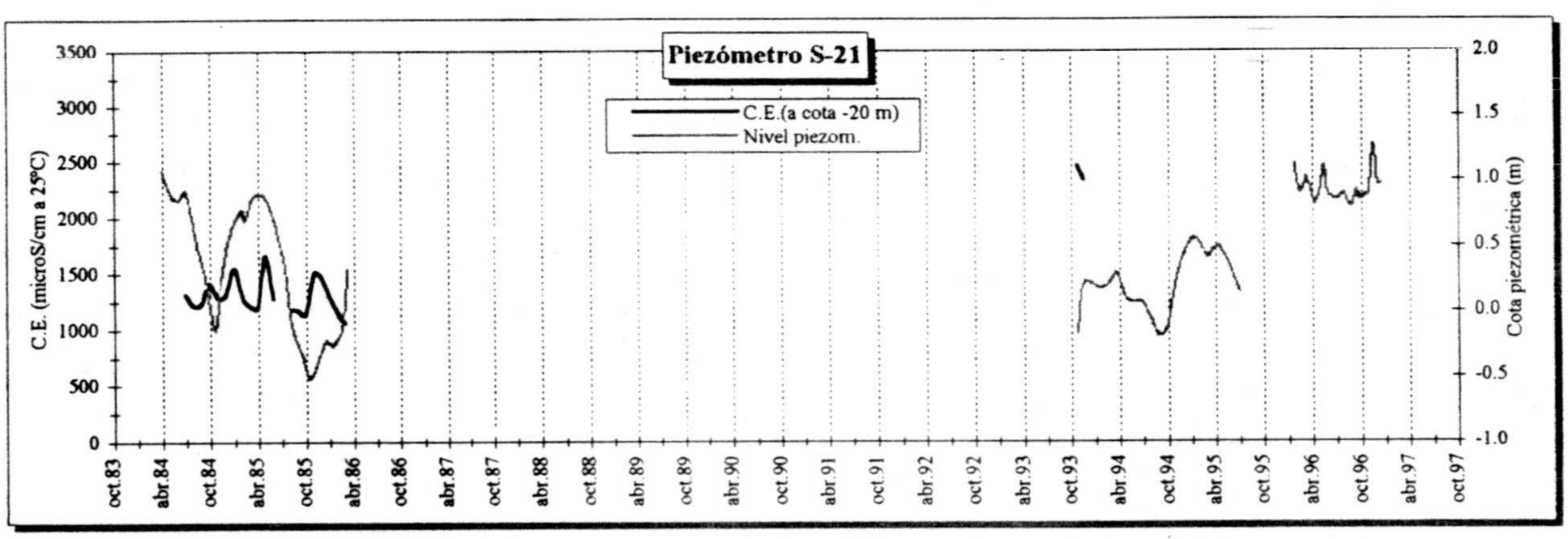


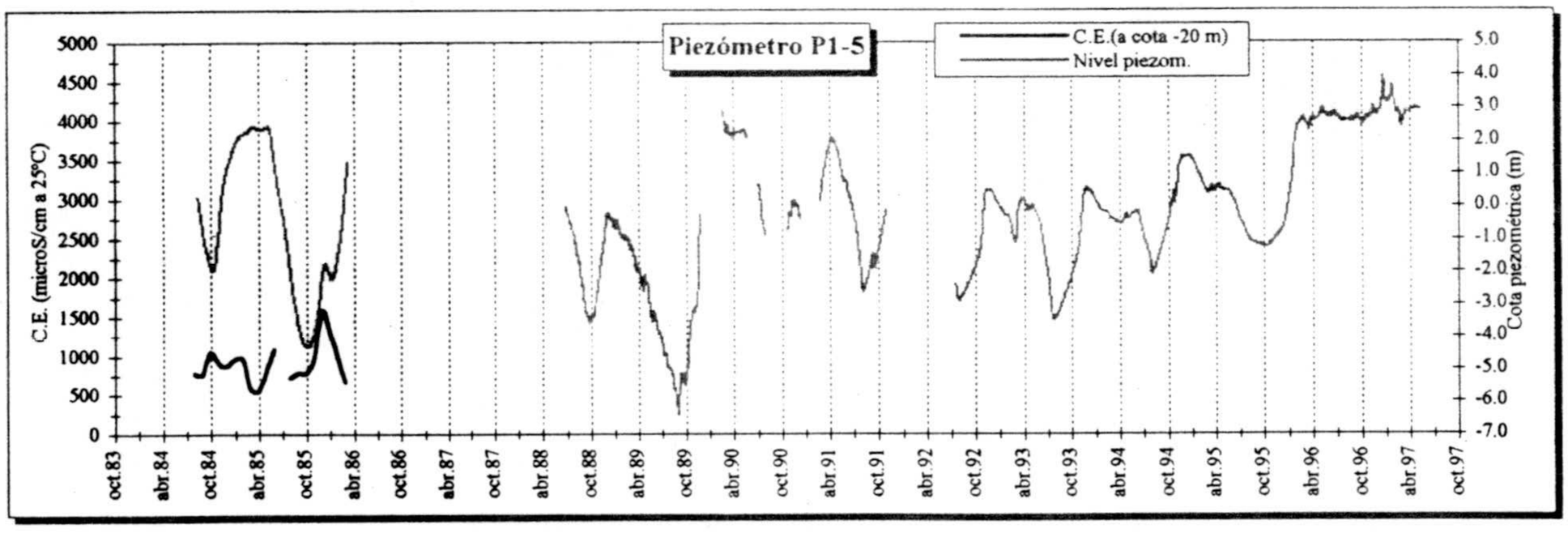

**Evolución temporal de la conductividad eléctrica y el nivel piezométrico.**

**PIEZÓMETROS Y CAPTACIONES RANURADOS EN EL ACUÍFERO SUPERFICIAL**

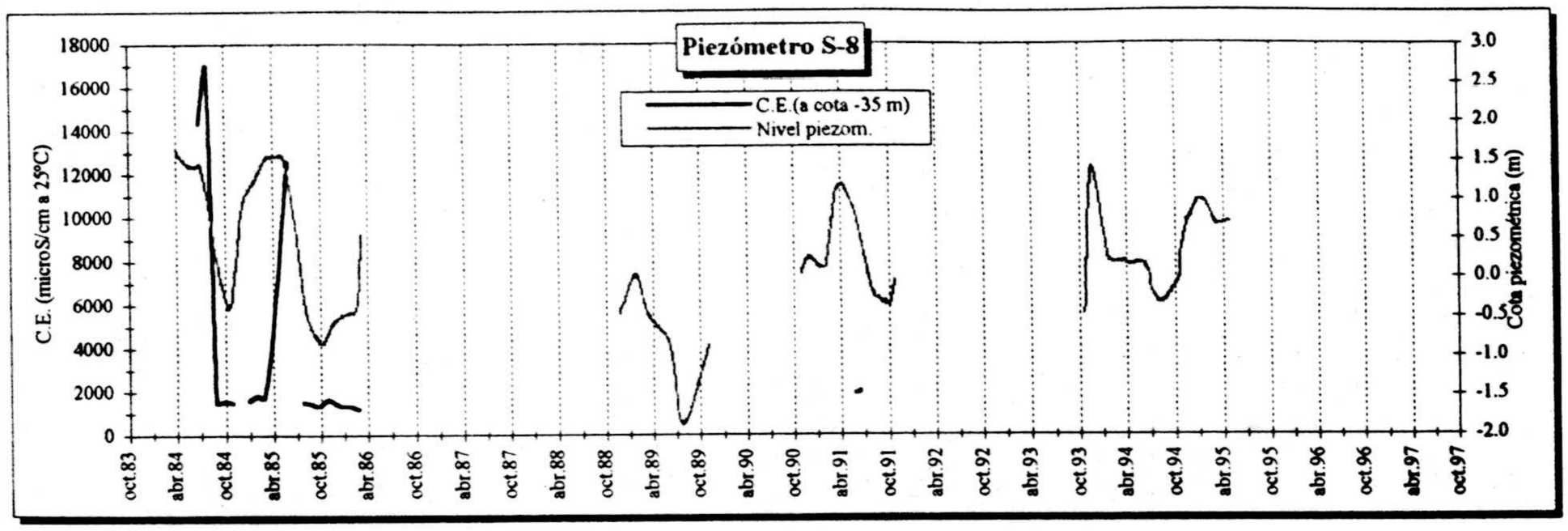

## Evolución temporal de la conductividad eléctrica y el nivel piezométrico.

## PIEZÓMETROS RANURADOS EN EL ACUÍFERO PROFUNDO

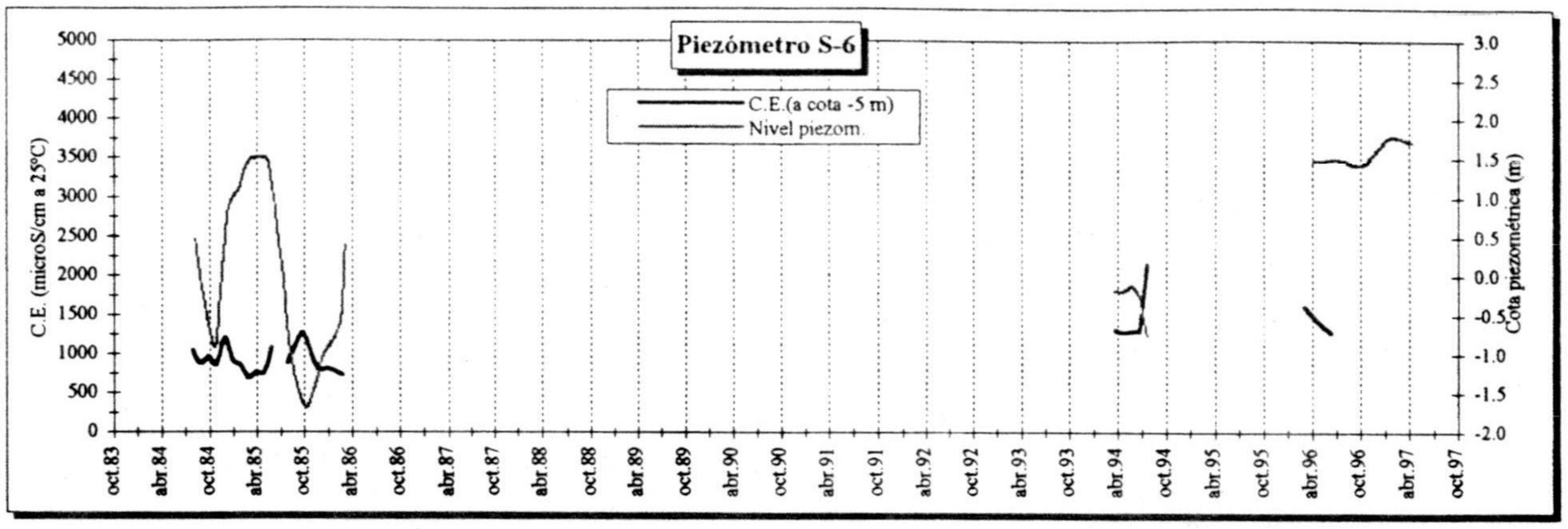


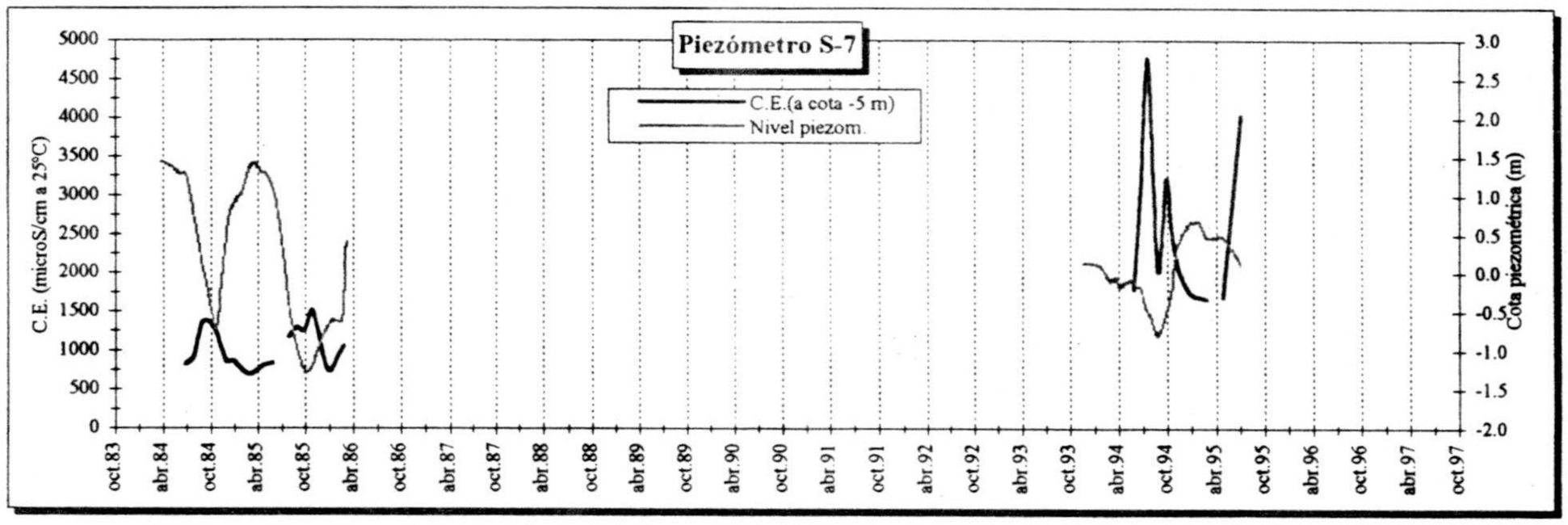


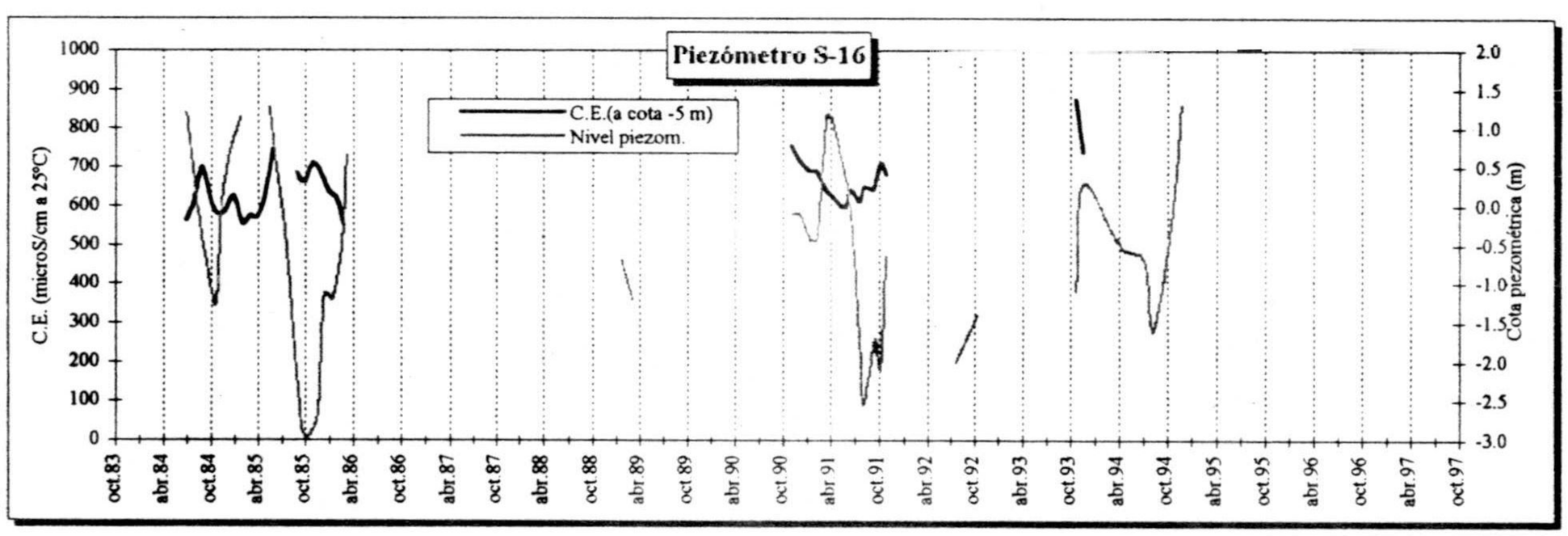


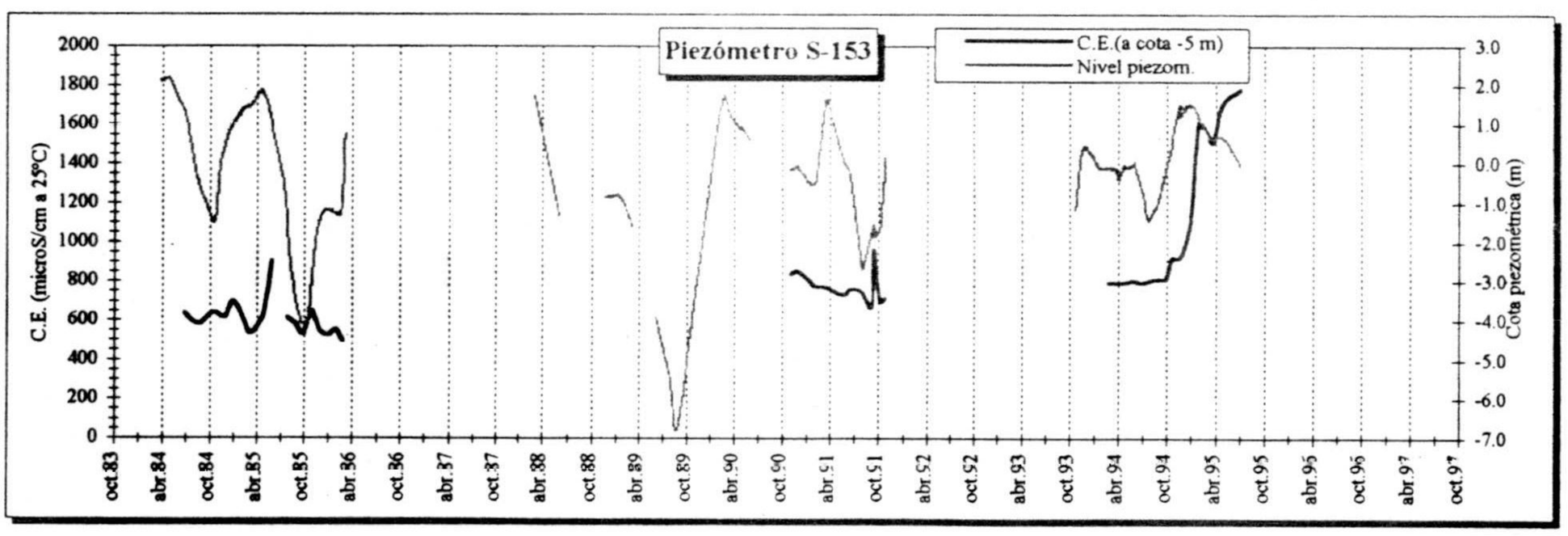

## Evolución temporal de la conductividad eléctrica y el nivel piezométrico.

## PIEZÓMETROS RANURADOS EN EL ACUÍFERO PROFUNDO

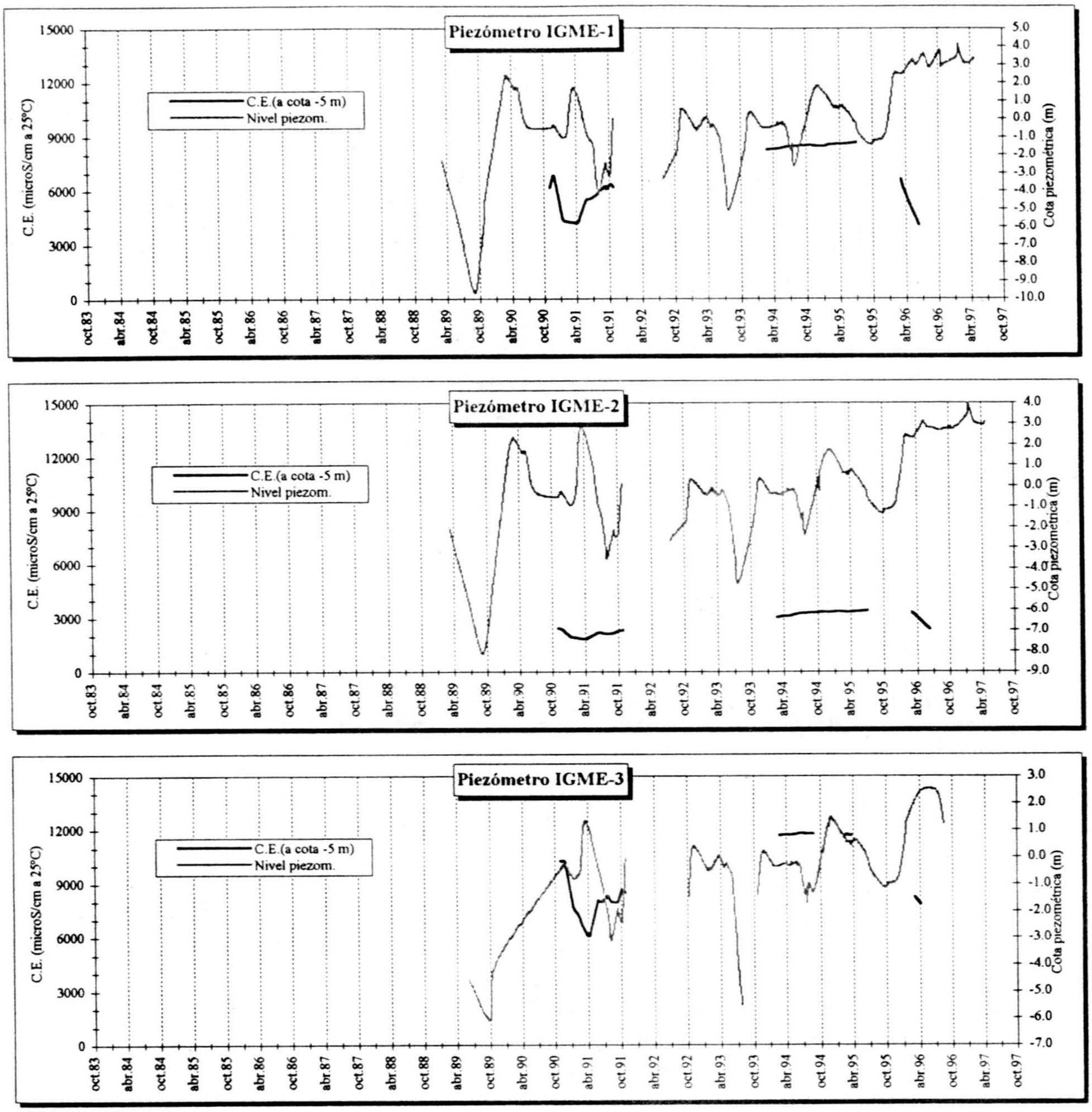

## Evolución temporal de la conductividad eléctrica y el nivel piezométrico.

## PIEZÓMETROS RANURADOS EN EL ACUÍFERO PROFUNDO

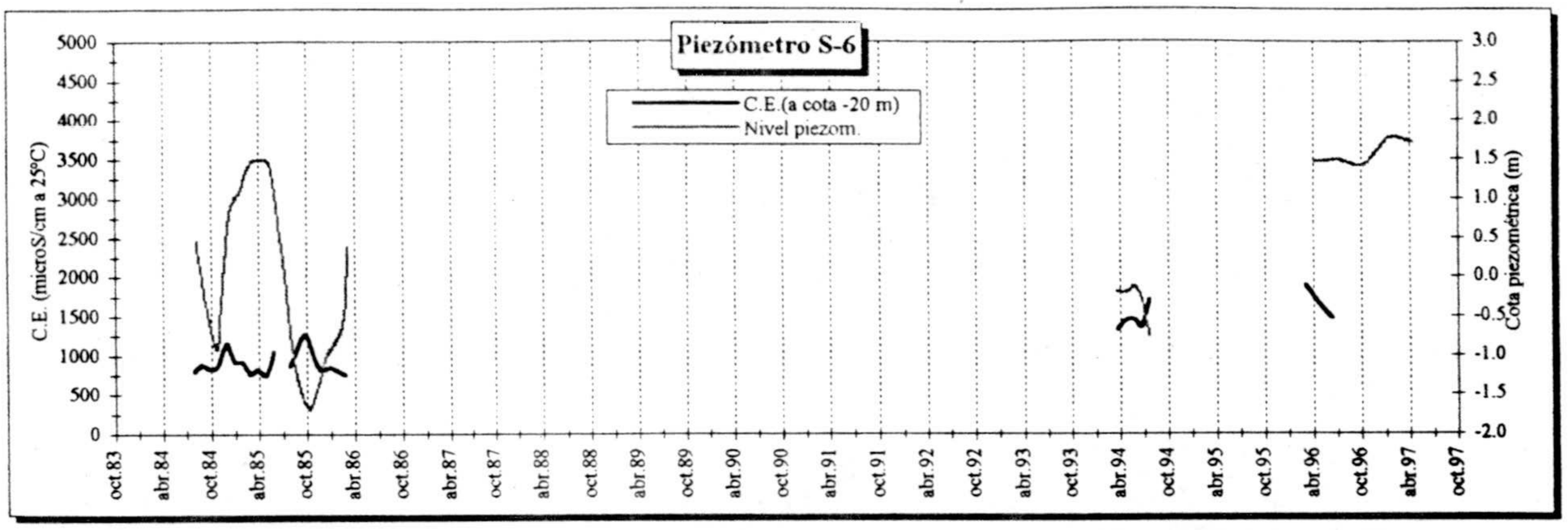


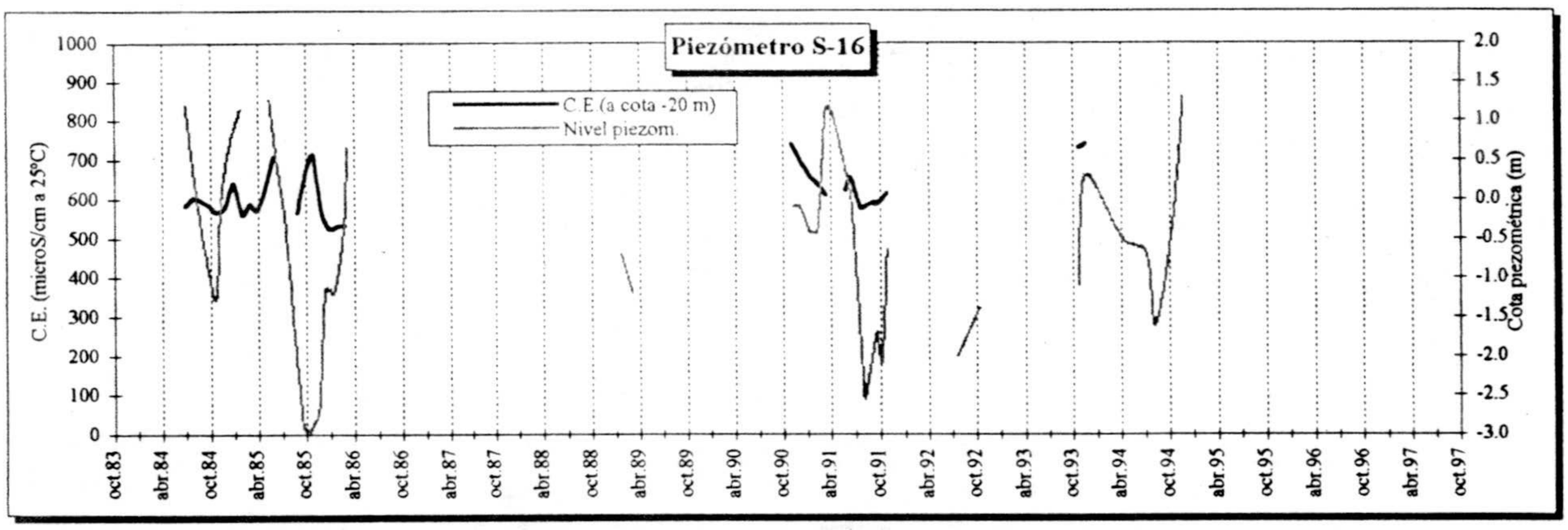


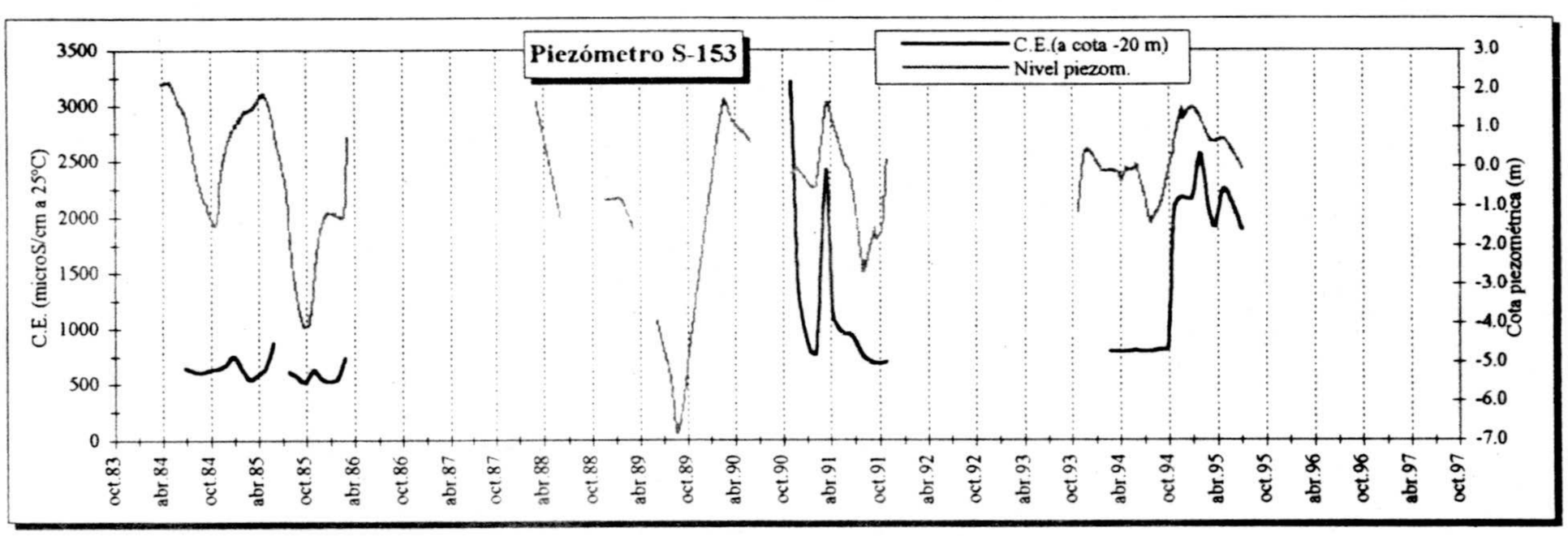


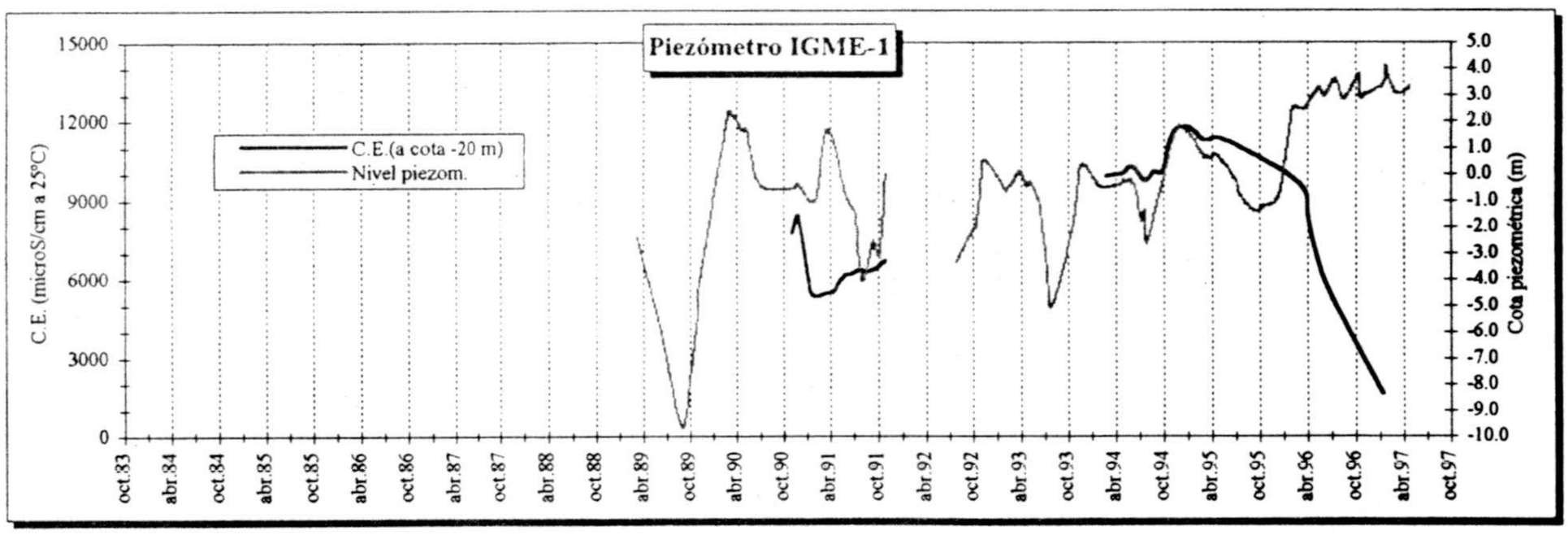

**Evolución temporal de la conductividad eléctrica y el nivel piezométrico.**

**PIEZÓMETROS RANURADOS EN EL ACUÍFERO PROFUNDO**

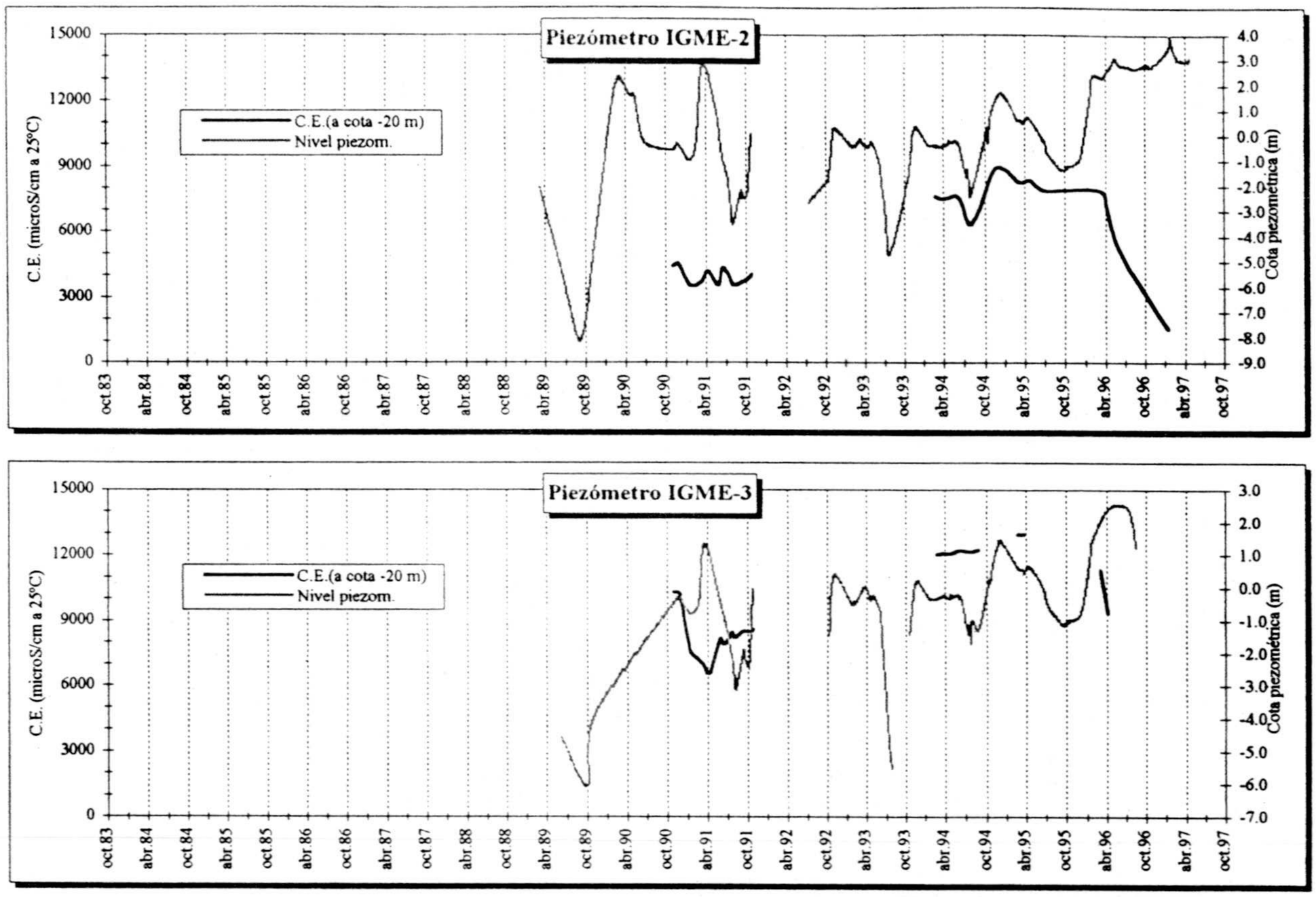

**Evolución temporal de la conductividad eléctrica y el nivel piezométrico.**

**PIEZÓMETROS RANURADOS EN EL ACUÍFERO PROFUNDO**

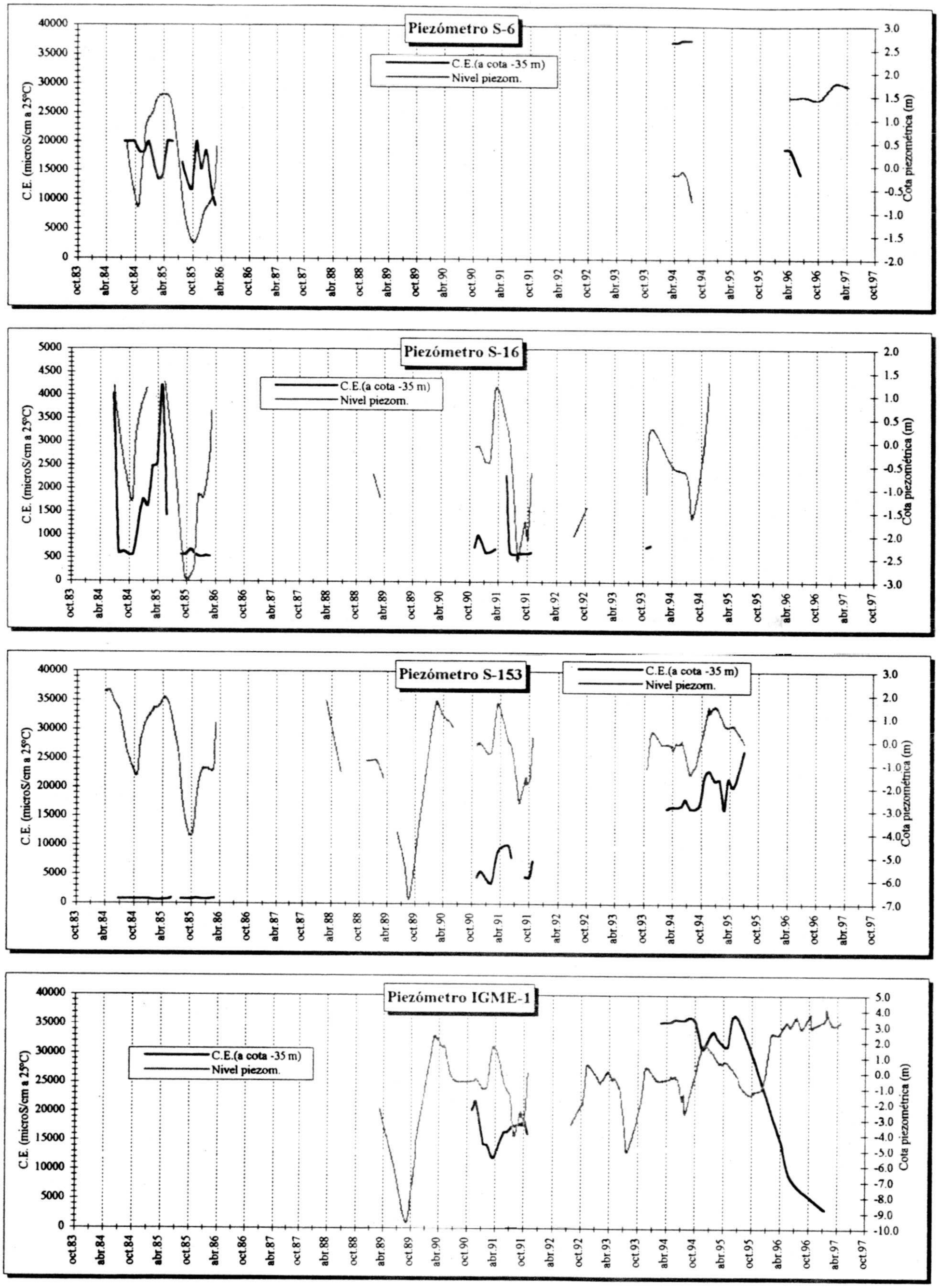

**Evolución temporal de la conductividad eléctrica y el nivel piezométrico.**

**PIEZÓMETROS RANURADOS EN EL ACUÍFERO PROFUNDO**

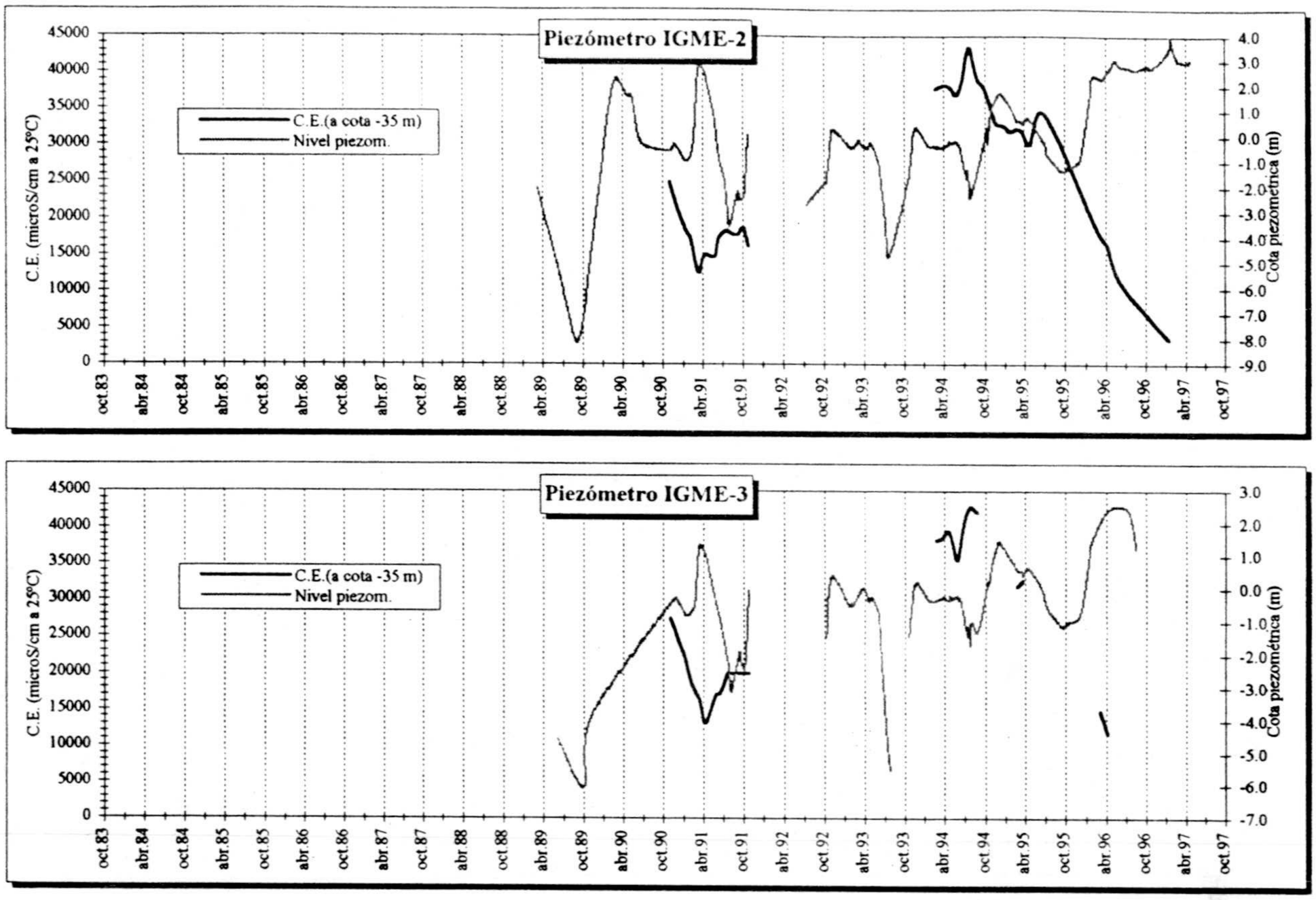

Evolución temporal de la conductividad eléctrica y el nivel piezométrico

## PIEZÓMETROS RANURADOS EN AMBOS NIVELES ACUÍFEROS

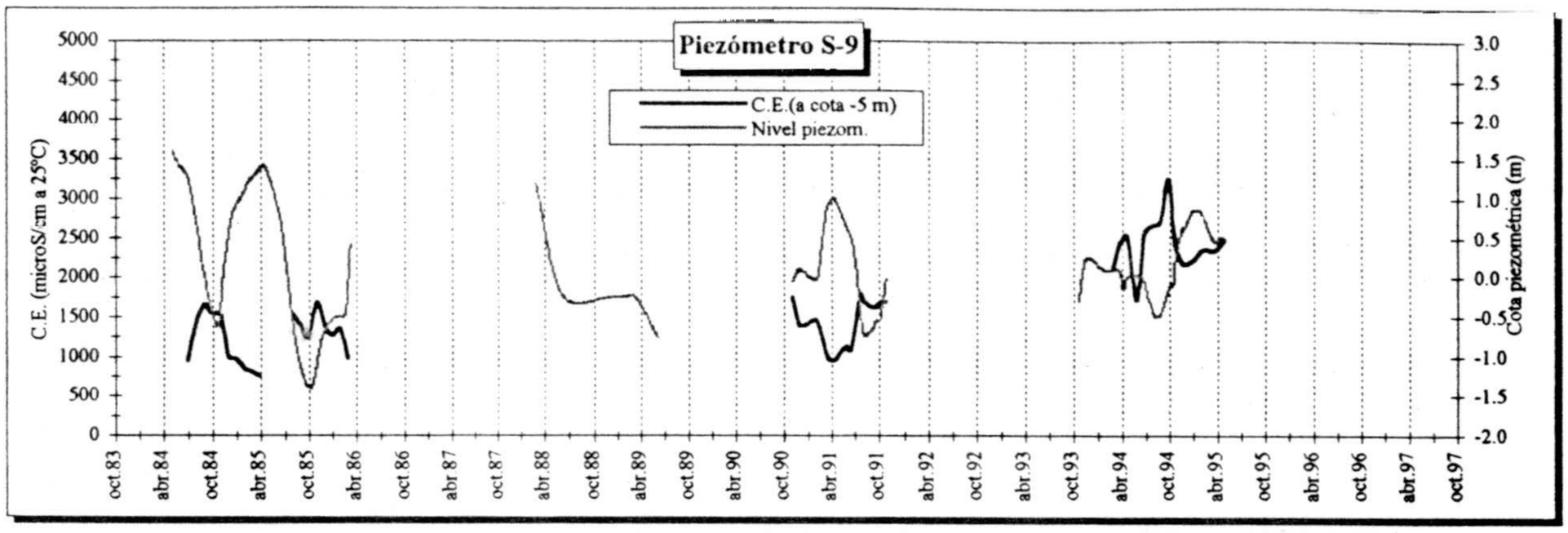


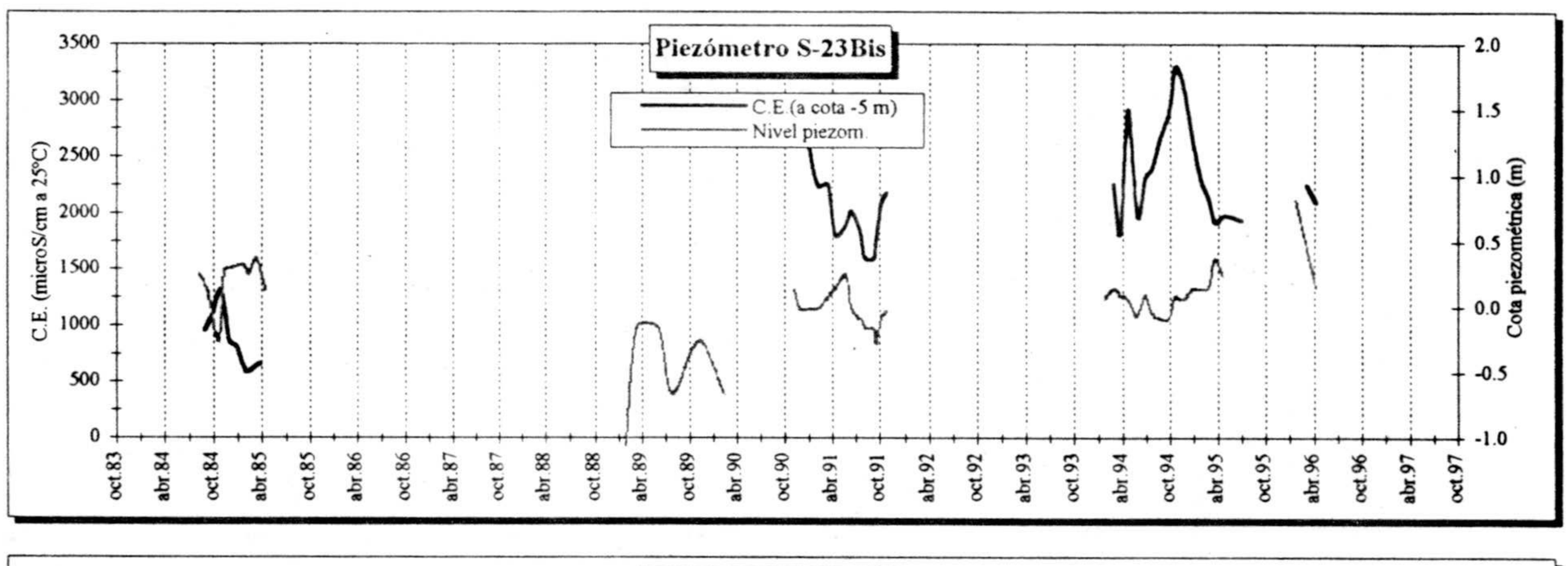


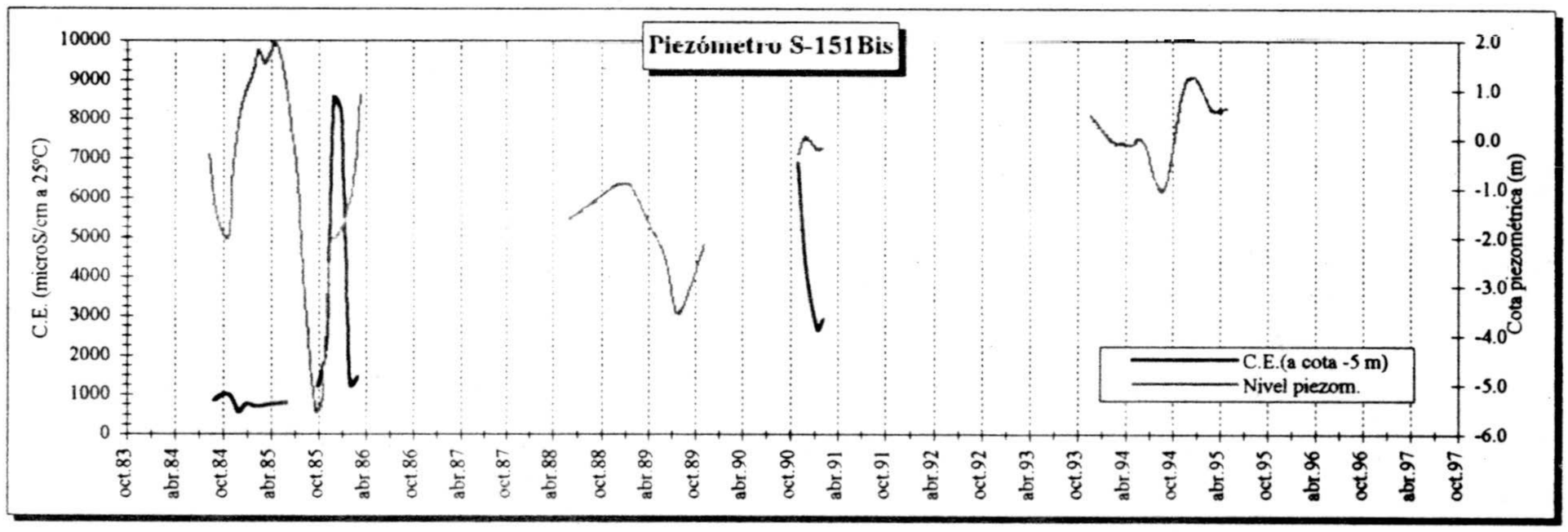


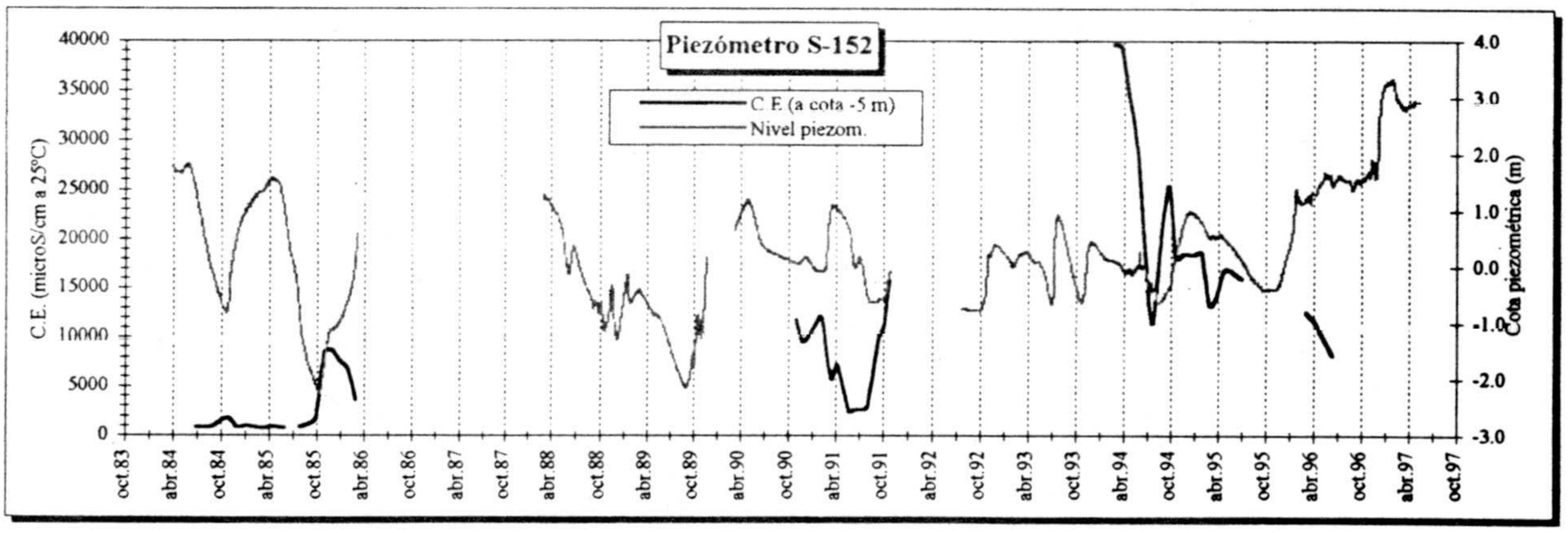

Evolución temporal de la conductividad eléctrica y el nivel piezométrico

## PIEZÓMETROS RANURADOS EN AMBOS NIVELES ACUÍFEROS

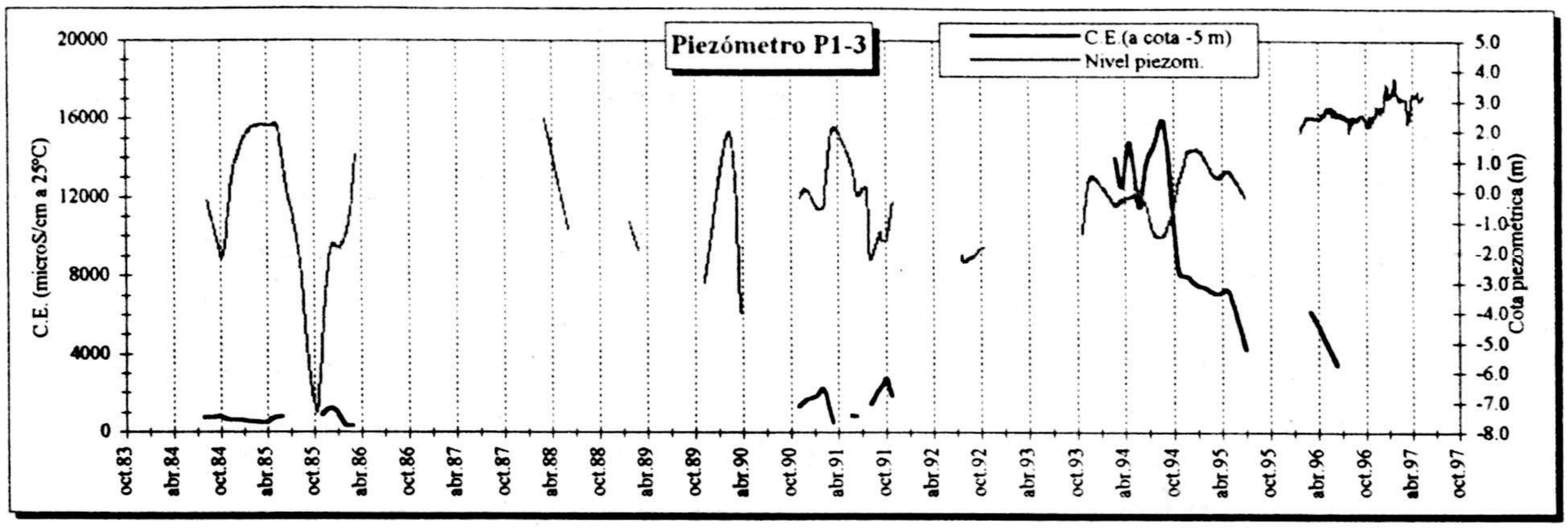

Evolución temporal de la conductividad eléctrica y el nivel piezométrico

## PIEZÓMETROS RANURADOS EN AMBOS NIVELES ACUÍFEROS

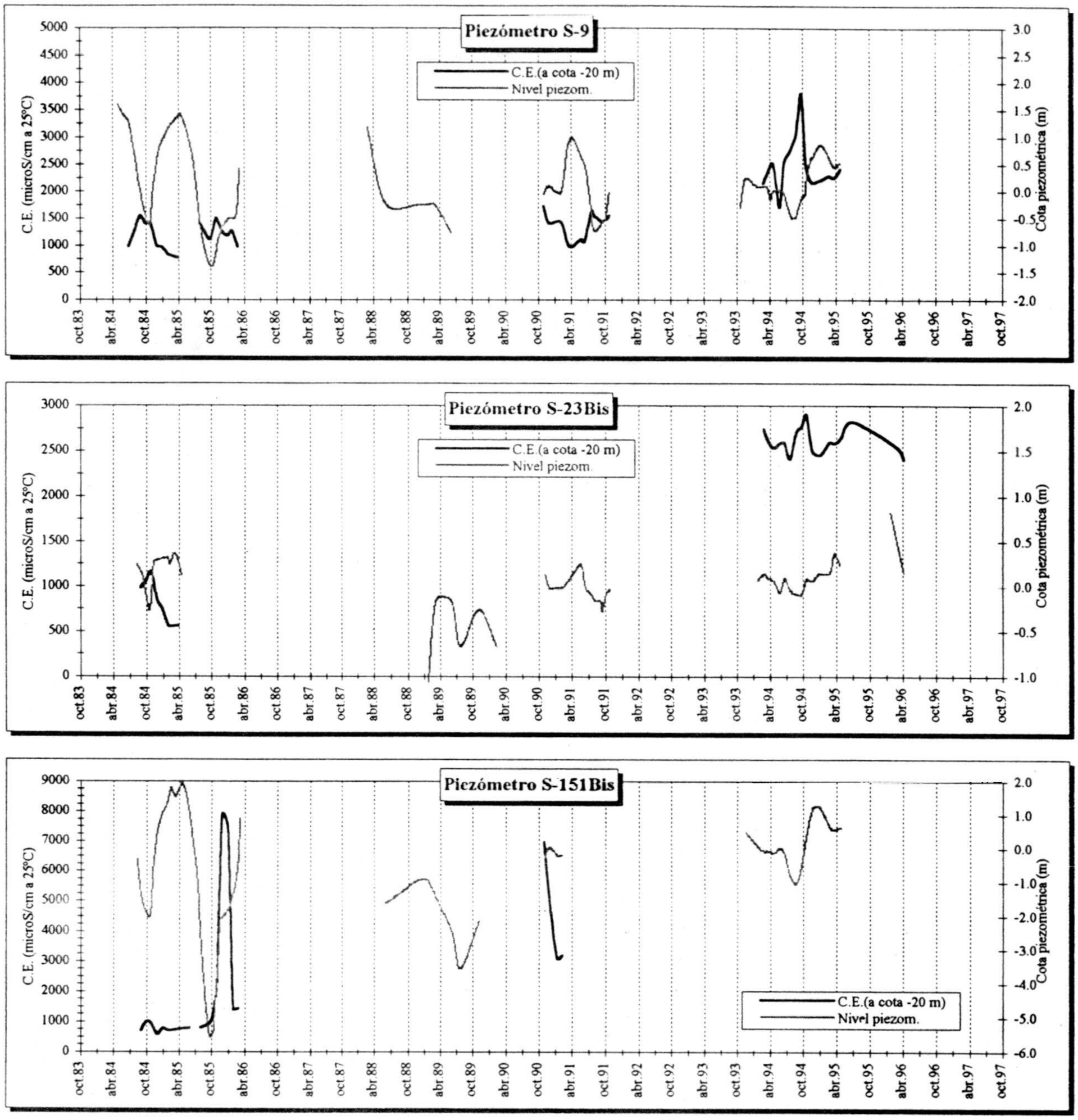

Evolución temporal de la conductividad eléctrica y el nivel piezométrico

## PIEZÓMETROS RANURADOS EN AMBOS NIVELES ACUÍFEROS

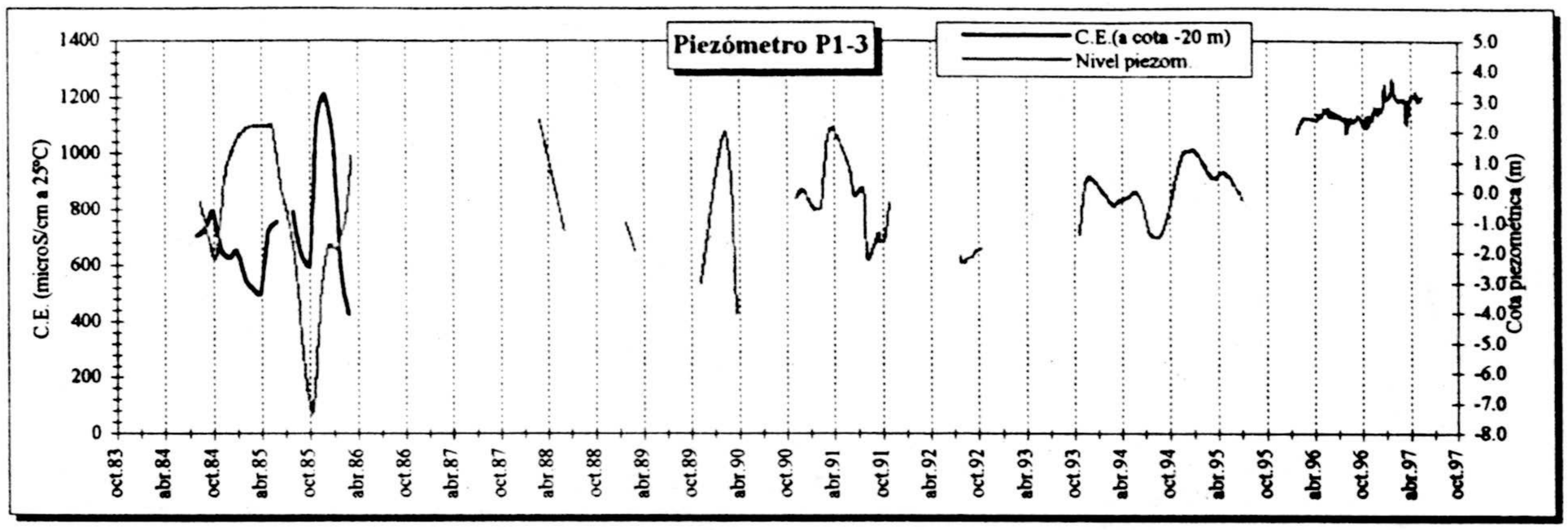

Evolución temporal de la conductividad eléctrica y el nivel piezométrico

## PIEZÓMETROS RANURADOS EN AMBOS NIVELES ACUÍFEROS

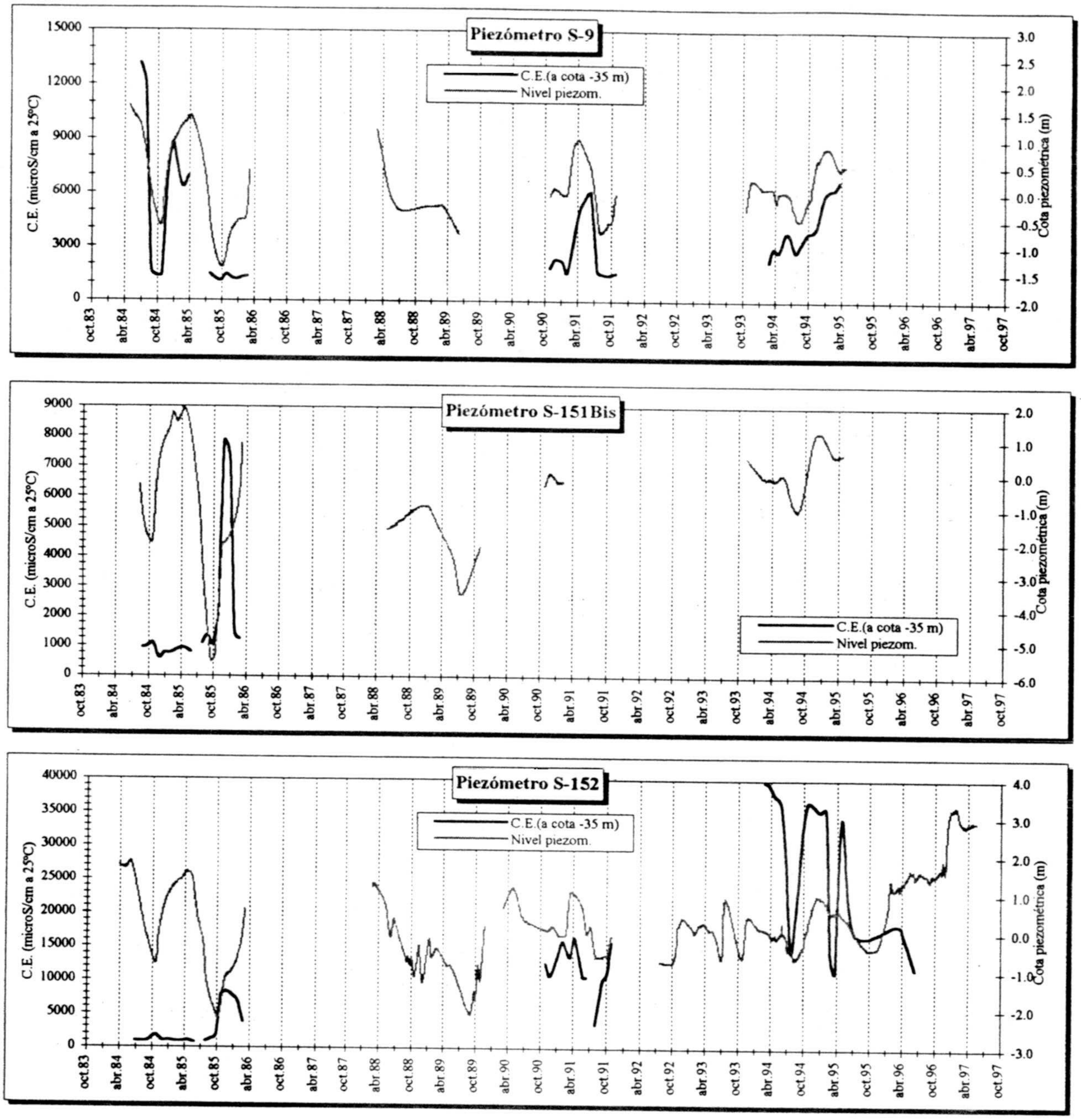

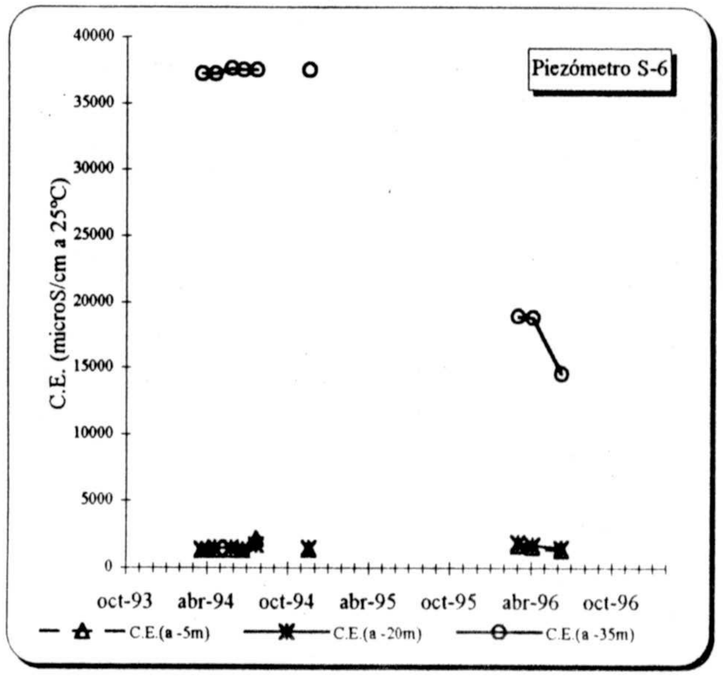
Piezómetro S-6
C.E. (microS/cm a 25ºC)
40000
35000
30000
25000
20000
15000
10000
5000
0
oct-93
abr-94
oct-94
abr-95
oct-95
abr-96
oct-96
C.E.(a -5m)
C.E.(a -20m)
C.E.(a -35m)

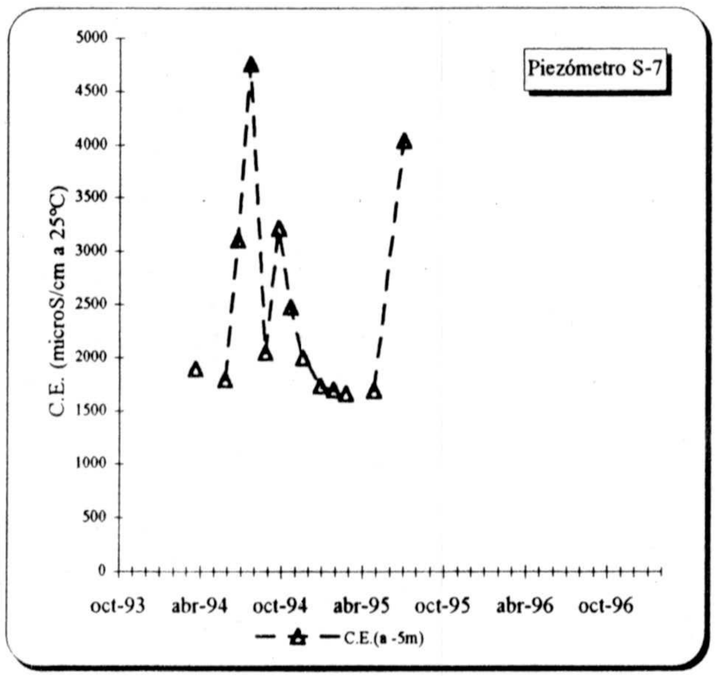
Piezómetro S-7
C.E. (microS/cm a 25ºC)
5000
4500
4000
3500
3000
2500
2000
1500
1000
500
0
oct-93
abr-94
oct-94
abr-95
oct-95
abr-96
oct-96
C.E.(a -5m)

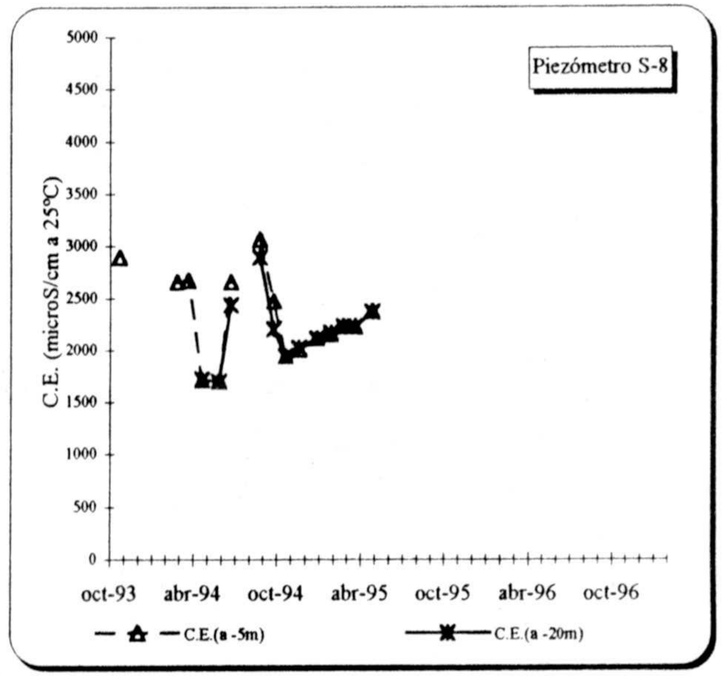
Piezómetro S-8
C.E. (microS/cm a 25ºC)
5000
4500
4000
3500
3000
2500
2000
1500
1000
500
0
oct-93
abr-94
oct-94
abr-95
oct-95
abr-96
oct-96
C.E.(a -5m)
C.E.(a -20m)

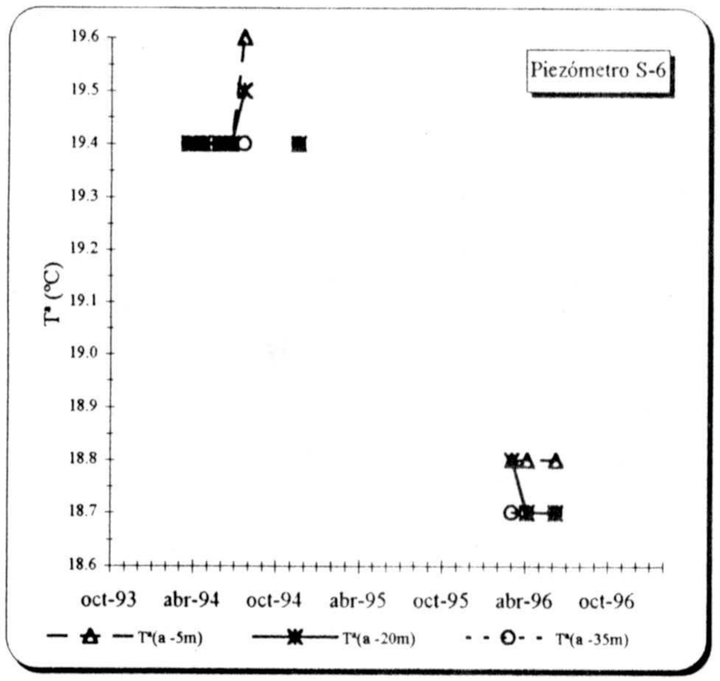
Piezómetro S-6
Tª (ºC)
19.6
19.5
19.4
19.3
19.2
19.1
19.0
18.9
18.8
18.7
18.6
oct-93
abr-94
oct-94
abr-95
oct-95
abr-96
oct-96
Tª(a -5m)
Tª(a -20m)
Tª(a -35m)

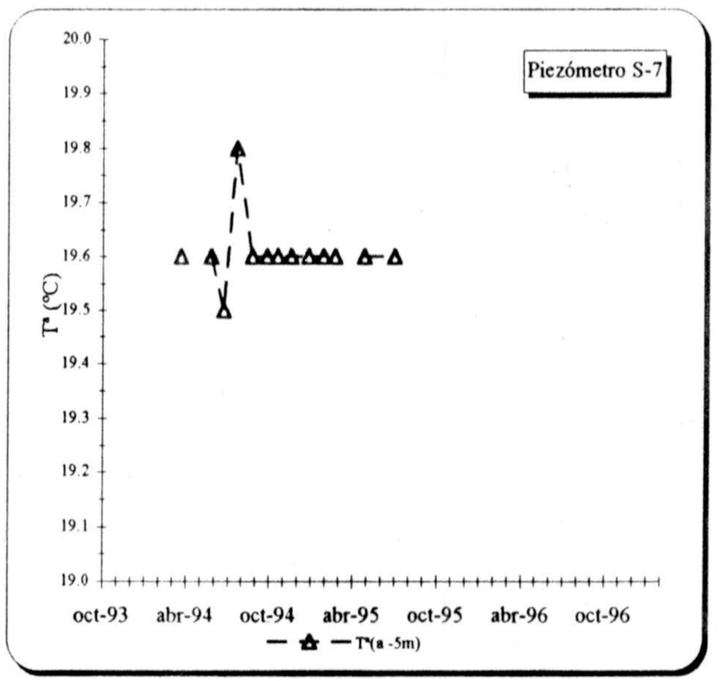
Piezómetro S-7
Tª (ºC)
20.0
19.9
19.8
19.7
19.6
19.5
19.4
19.3
19.2
19.1
19.0
oct-93
abr-94
oct-94
abr-95
oct-95
abr-96
oct-96
Tª(a -5m)

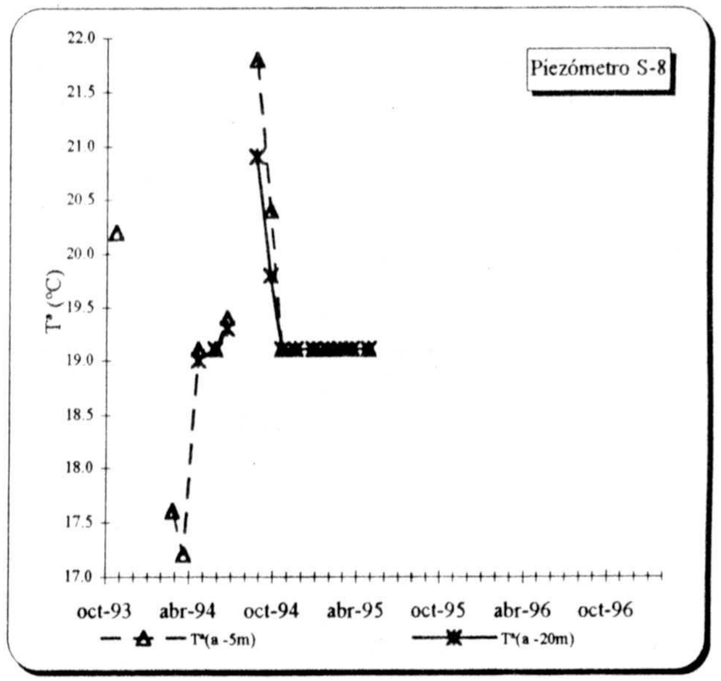
Piezómetro S-8
Tª (ºC)
22.0
21.5
21.0
20.5
20.0
19.5
19.0
18.5
18.0
17.5
17.0
oct-93
abr-94
oct-94
abr-95
oct-95
abr-96
oct-96
Tª(a -5m)
Tª(a -20m)

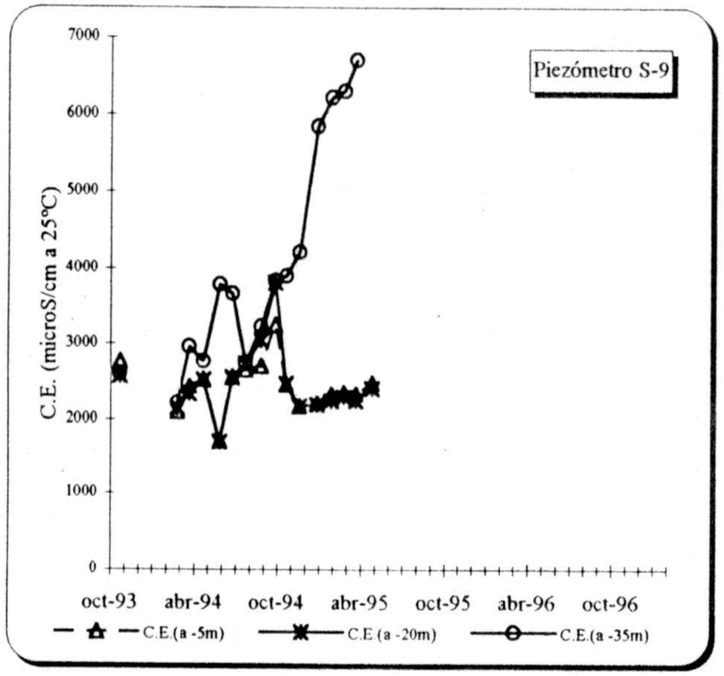
Piezómetro S-9
C.E. (microS/cm a 25ºC)
7000
6000
5000
4000
3000
2000
1000
0
oct-93
abr-94
oct-94
abr-95
oct-95
abr-96
oct-96
C.E.(a -5m)
C.E.(a -20m)
C.E.(a -35m)

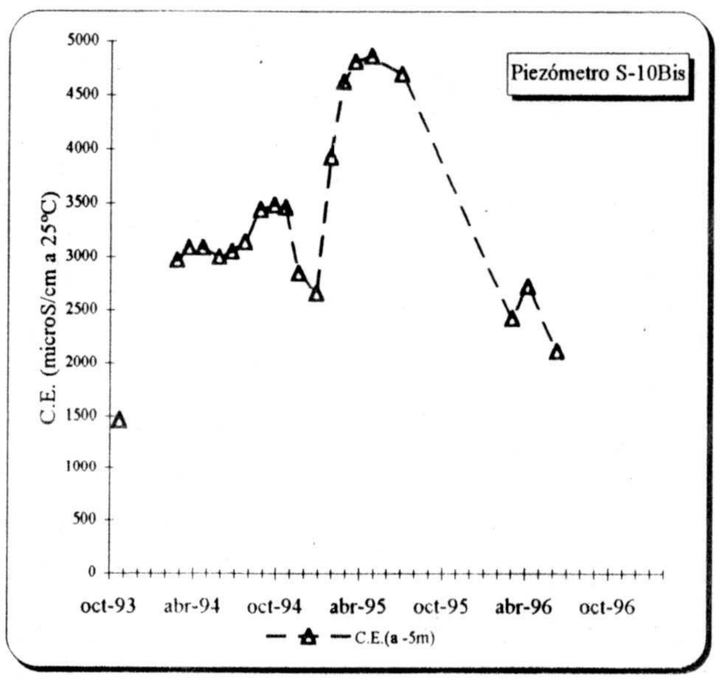
Piezómetro S-10Bis
C.E. (microS/cm a 25ºC)
5000
4500
4000
3500
3000
2500
2000
1500
1000
500
0
oct-93
abr-94
oct-94
abr-95
oct-95
abr-96
oct-96
C.E.(a -5m)

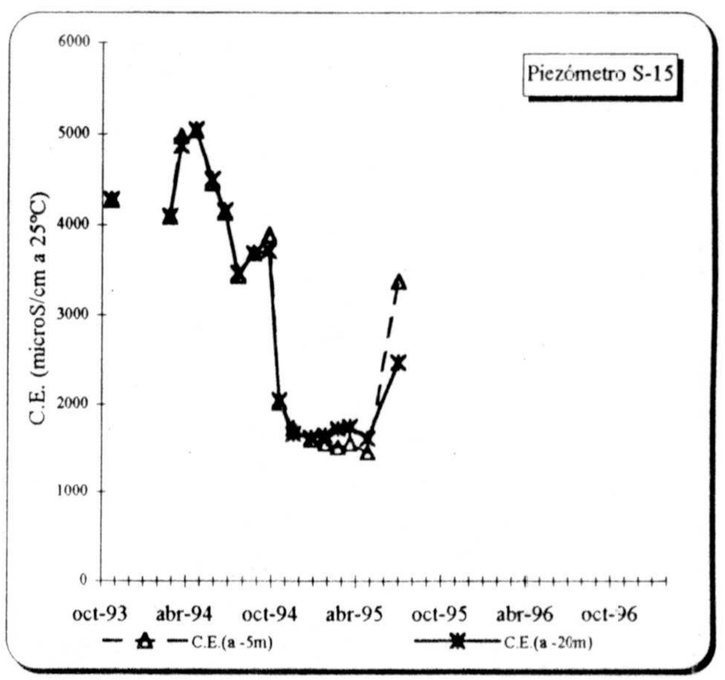
Piezómetro S-15
C.E. (microS/cm a 25ºC)
6000
5000
4000
3000
2000
1000
0
oct-93
abr-94
oct-94
abr-95
oct-95
abr-96
oct-96
C.E.(a -5m)
C.E.(a -20m)

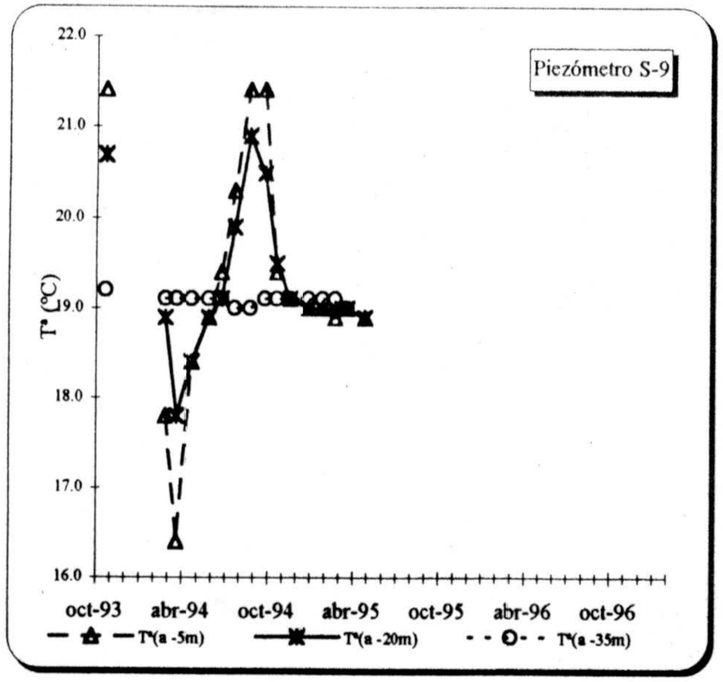
Piezómetro S-9
Tª (ºC)
22.0
21.0
20.0
19.0
18.0
17.0
16.0
oct-93
abr-94
oct-94
abr-95
oct-95
abr-96
oct-96
Tª(a -5m)
Tª(a -20m)
Tª(a -35m)

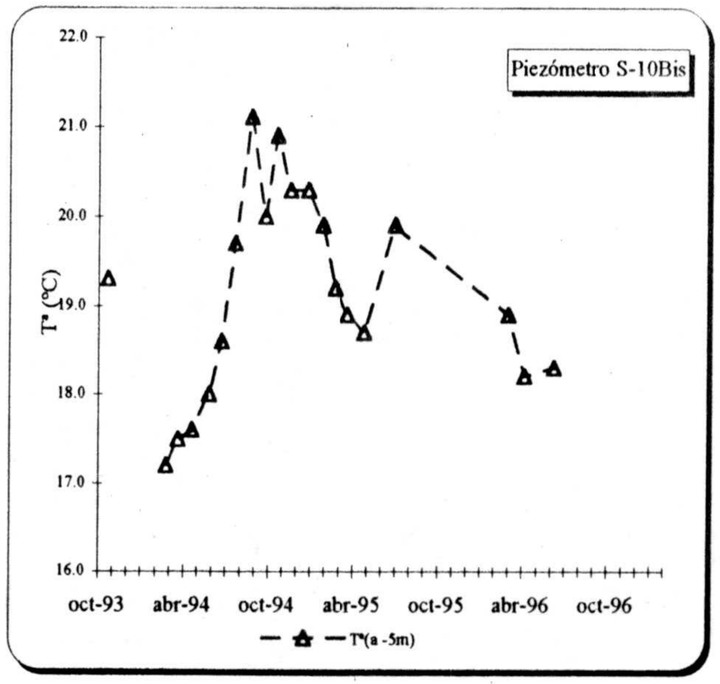
Piezómetro S-10Bis
Tª (ºC)
22.0
21.0
20.0
19.0
18.0
17.0
16.0
oct-93
abr-94
oct-94
abr-95
oct-95
abr-96
oct-96
Tª(a -5m)

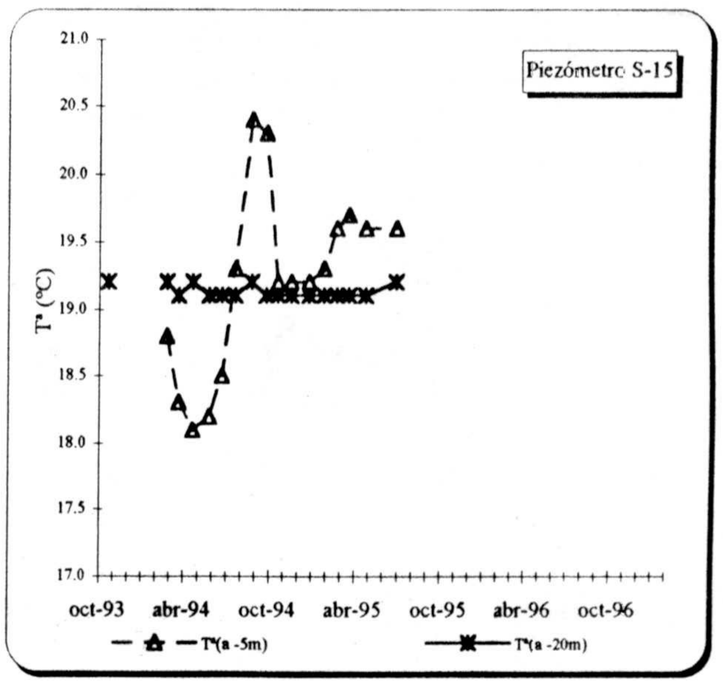
Piezómetro S-15
Tª (ºC)
21.0
20.5
20.0
19.5
19.0
18.5
18.0
17.5
17.0
oct-93
abr-94
oct-94
abr-95
oct-95
abr-96
oct-96
Tª(a -5m)
Tª(a -20m)

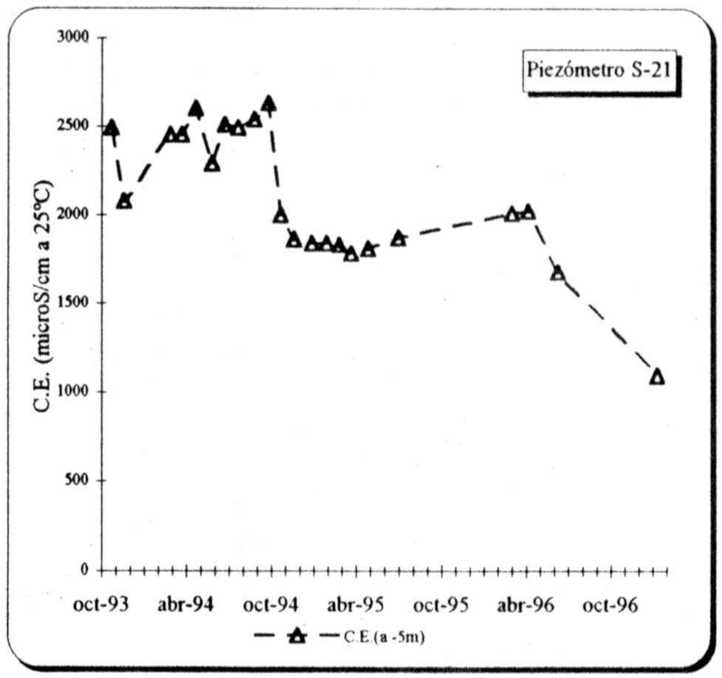
Piezómetro S-21
C.E. (microS/cm a 25ºC)
3000
2500
2000
1500
1000
500
0
oct-93
abr-94
oct-94
abr-95
oct-95
abr-96
oct-96
C.E.(a -5m)

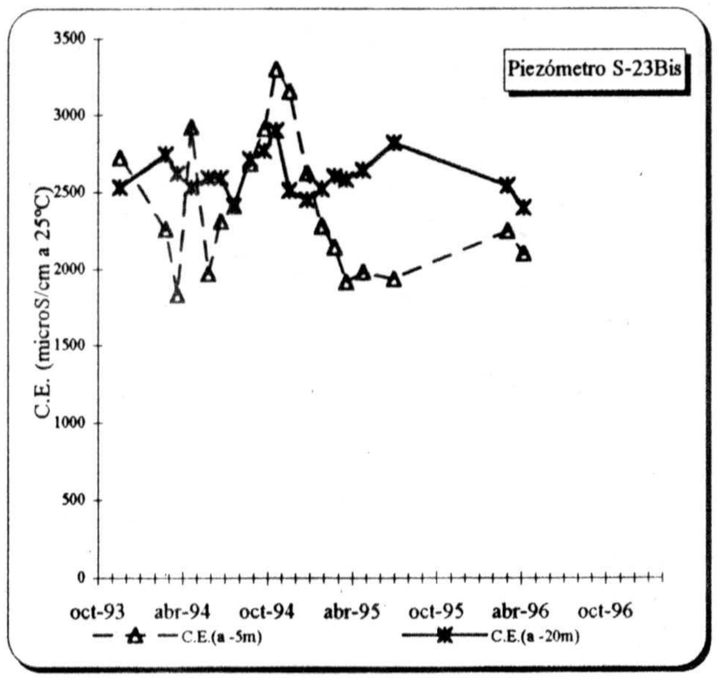
Piezómetro S-23Bis
C.E. (microS/cm a 25ºC)
3500
3000
2500
2000
1500
1000
500
0
oct-93
abr-94
oct-94
abr-95
oct-95
abr-96
oct-96
C.E.(a -5m)
C.E.(a -20m)

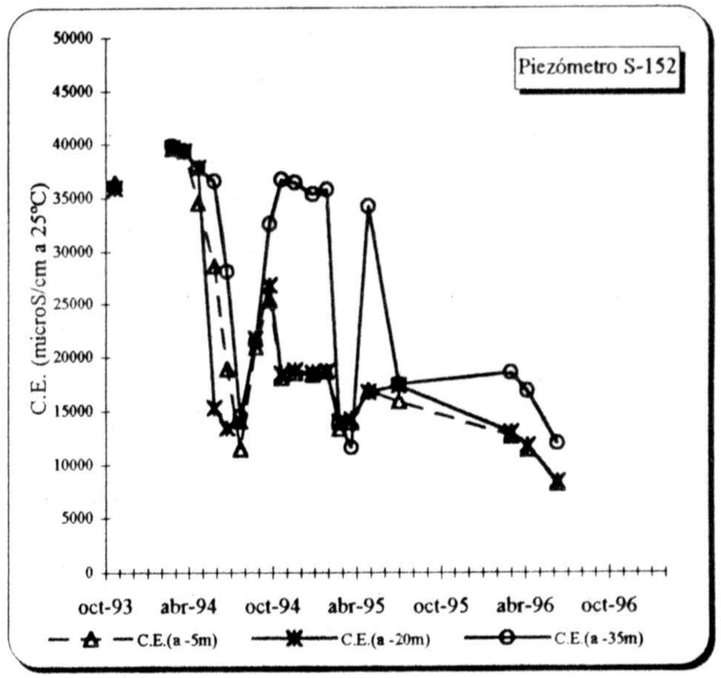
Piezómetro S-152
C.E. (microS/cm a 25ºC)
50000
45000
40000
35000
30000
25000
20000
15000
10000
5000
0
oct-93
abr-94
oct-94
abr-95
oct-95
abr-96
oct-96
C.E.(a -5m)
C.E.(a -20m)
C.E.(a -35m)

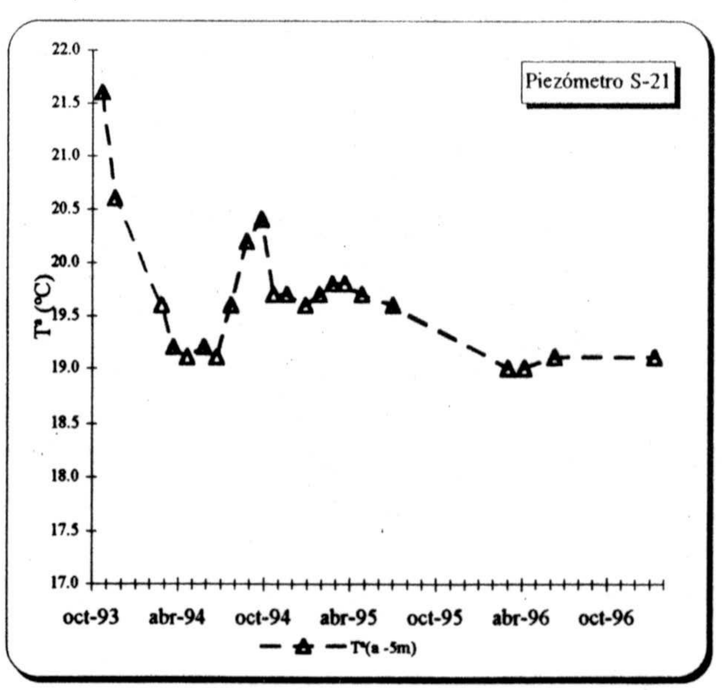
Piezómetro S-21
Tª (ºC)
22.0
21.5
21.0
20.5
20.0
19.5
19.0
18.5
18.0
17.5
17.0
oct-93
abr-94
oct-94
abr-95
oct-95
abr-96
oct-96
Tª(a -5m)

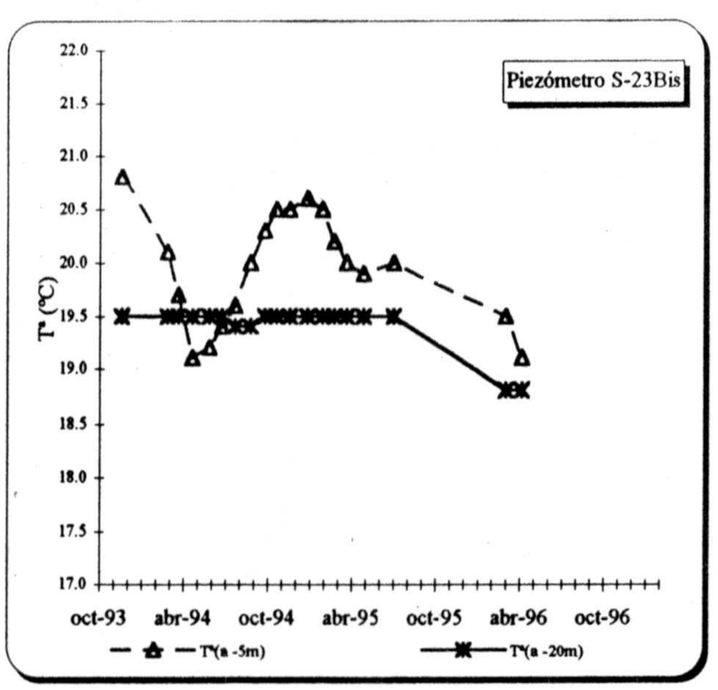
Piezómetro S-23Bis
Tª (ºC)
22.0
21.5
21.0
20.5
20.0
19.5
19.0
18.5
18.0
17.5
17.0
oct-93
abr-94
oct-94
abr-95
oct-95
abr-96
oct-96
Tª(a -5m)
Tª(a -20m)

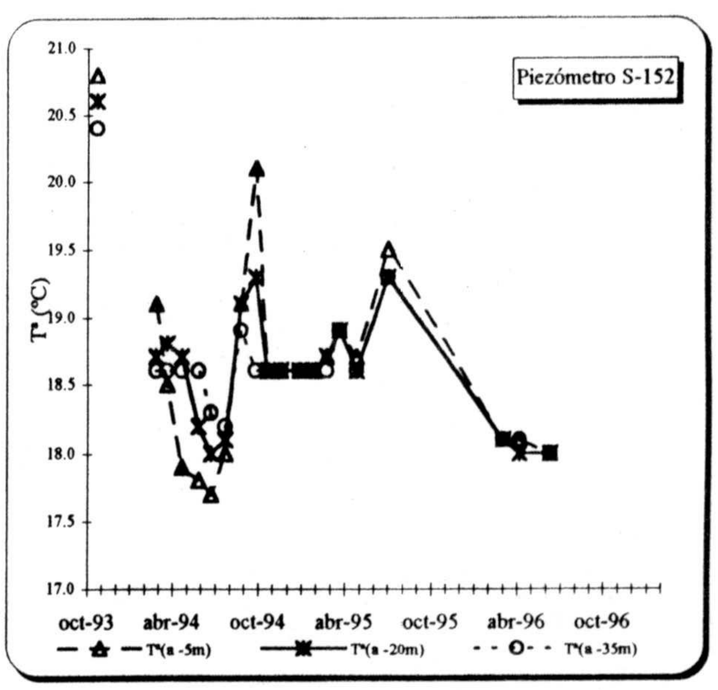
Piezómetro S-152
Tª (ºC)
21.0
20.5
20.0
19.5
19.0
18.5
18.0
17.5
17.0
oct-93
abr-94
oct-94
abr-95
oct-95
abr-96
oct-96
Tª(a -5m)
Tª(a -20m)
Tª(a -35m)

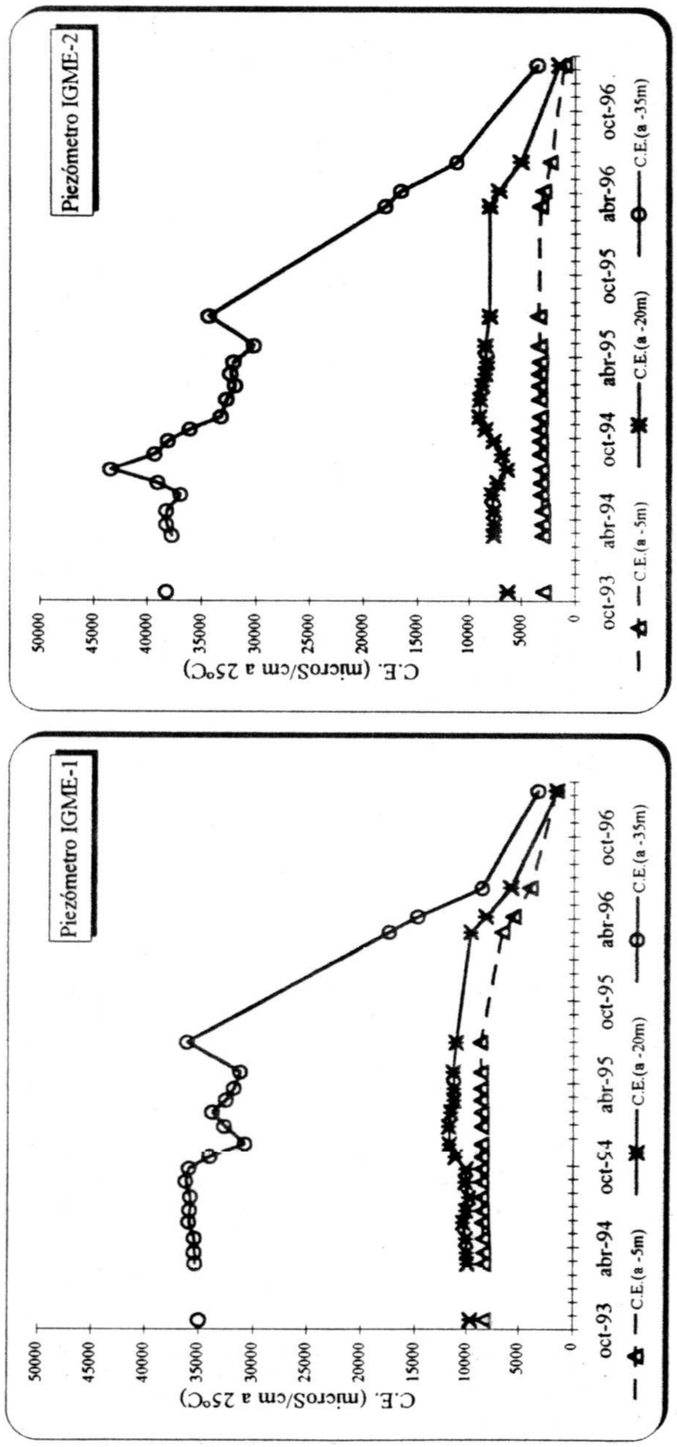
Piezómetro IGME-2
C.E. (microS/cm a 25ºC)
50000
45000
40000
35000
30000
25000
20000
15000
10000
5000
0
oct-93
abr-94
oct-94
abr-95
oct-95
abr-96
oct-96
C.E.(a -5m)
C.E.(a -20m)
C.E.(a -35m)


Piezómetro IGME-1
C.E. (microS/cm a 25ºC)
50000
45000
40000
35000
30000
25000
20000
15000
10000
5000
0
oct-93
abr-94
oct-94
abr-95
oct-95
abr-96
oct-96
C.E.(a -5m)
C.E.(a -20m)
C.E.(a -35m)


Piezómetro IGME-3
C.E. (microS/cm a 25ºC)
50000
45000
40000
35000
30000
25000
20000
15000
10000
5000
0
oct-93
abr-94
oct-94
abr-95
oct-95
abr-96
oct-96
C.E.(a -5m)
C.E.(a -20m)
C.E.(a -35m)


Piezómetro IGME-2
Ta (ºC)
21.0
20.5
20.0
19.5
19.0
18.5
18.0
17.5
17.0
oct-93
abr-94
oct-94
abr-95
oct-95
abr-96
oct-96
Ta(a -5m)
Ta(a -20m)
Ta(a -35m)


Piezómetro IGME-1
Ta (ºC)
21.0
20.5
20.0
19.5
19.0
18.5
18.0
17.5
17.0
oct-93
abr-94
oct-94
abr-95
oct-95
abr-96
oct-96
Ta(a -5m)
Ta(a -20m)
Ta(a -35m)


Piezómetro IGME-3
Ta (ºC)
21.0
20.5
20.0
19.5
19.0
18.5
18.0
17.5
17.0
oct-93
abr-94
oct-94
abr-95
oct-95
abr-96
oct-96
Ta(a -5m)
Ta(a -20m)
Ta(a -35m)

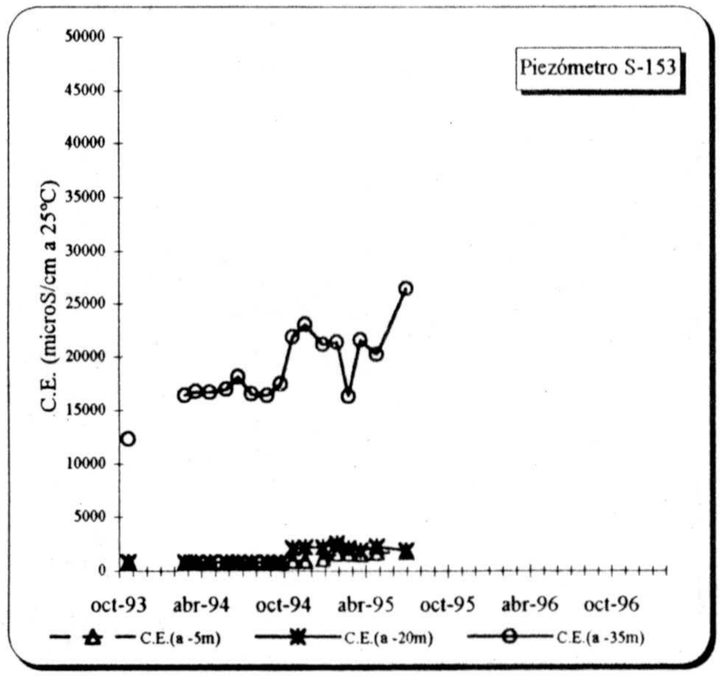
Piezómetro S-153
C.E. (microS/cm a 25ºC)
50000
45000
40000
35000
30000
25000
20000
15000
10000
5000
0
oct-93
abr-94
oct-94
abr-95
oct-95
abr-96
oct-96
C.E.(a -5m)
C.E.(a -20m)
C.E.(a -35m)

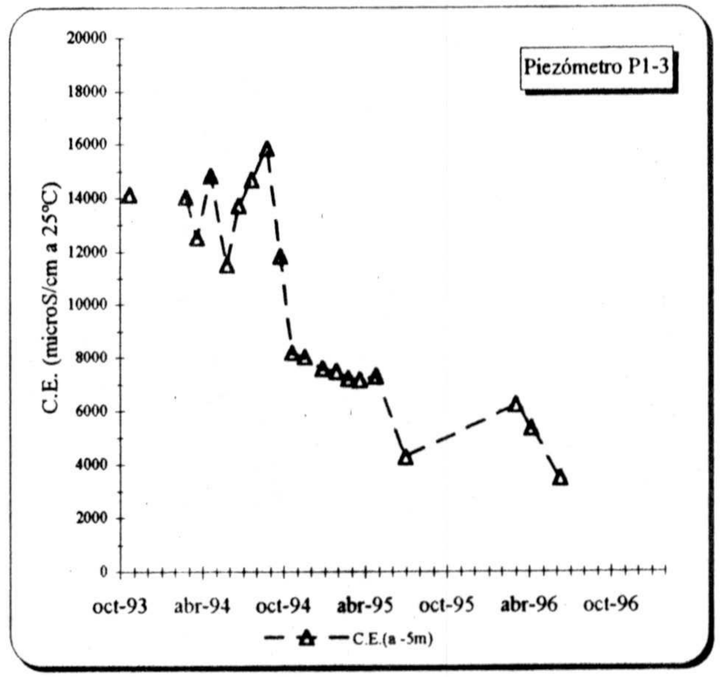
Piezómetro P1-3
C.E. (microS/cm a 25ºC)
20000
18000
16000
14000
12000
10000
8000
6000
4000
2000
0
oct-93
abr-94
oct-94
abr-95
oct-95
abr-96
oct-96
C.E.(a -5m)

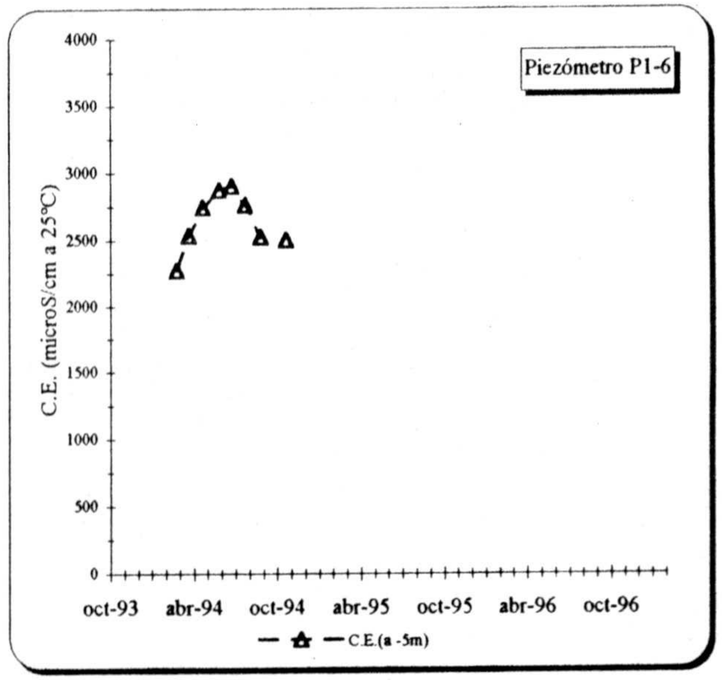
Piezómetro P1-6
C.E. (microS/cm a 25ºC)
4000
3500
3000
2500
2000
1500
1000
500
0
oct-93
abr-94
oct-94
abr-95
oct-95
abr-96
oct-96
C.E.(a -5m)

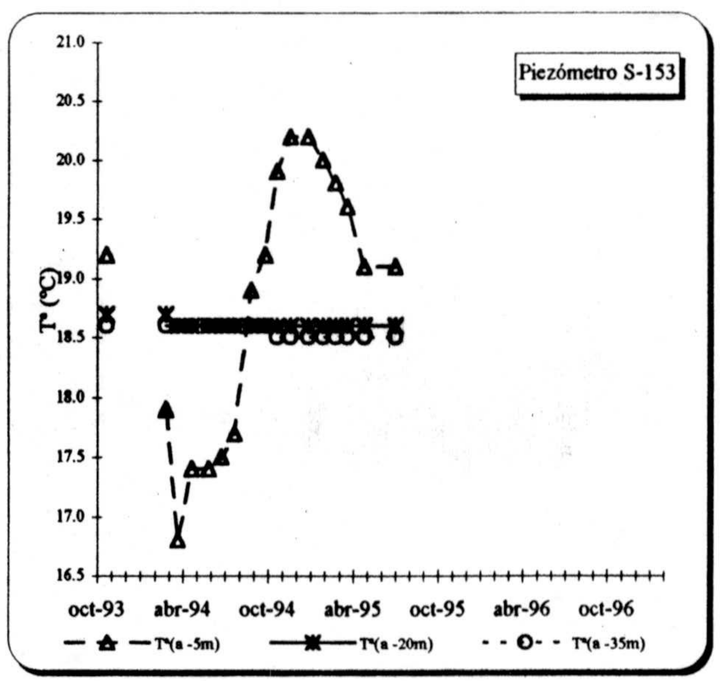
Piezómetro S-153
T (ºC)
21.0
20.5
20.0
19.5
19.0
18.5
18.0
17.5
17.0
16.5
oct-93
abr-94
oct-94
abr-95
oct-95
abr-96
oct-96
T°(a -5m)
T°(a -20m)
T°(a -35m)

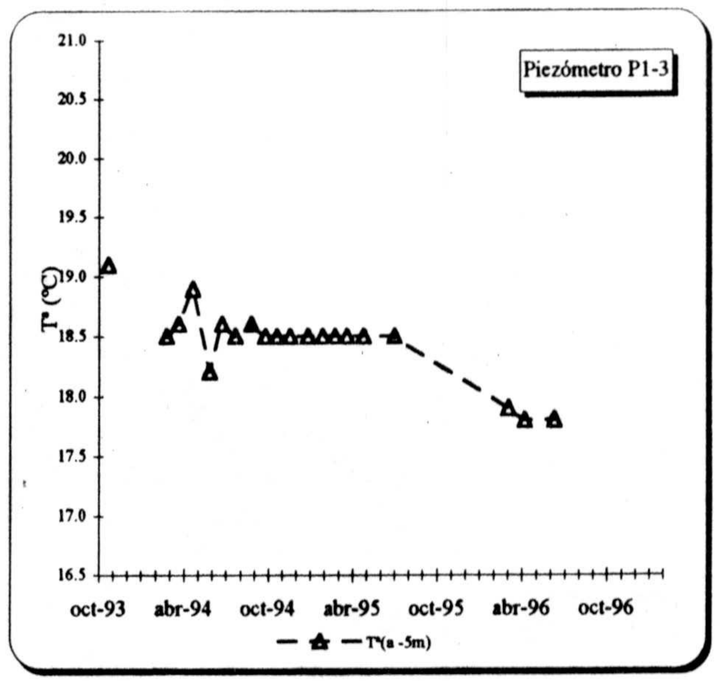
Piezómetro P1-3
T (ºC)
21.0
20.5
20.0
19.5
19.0
18.5
18.0
17.5
17.0
16.5
oct-93
abr-94
oct-94
abr-95
oct-95
abr-96
oct-96
T°(a -5m)

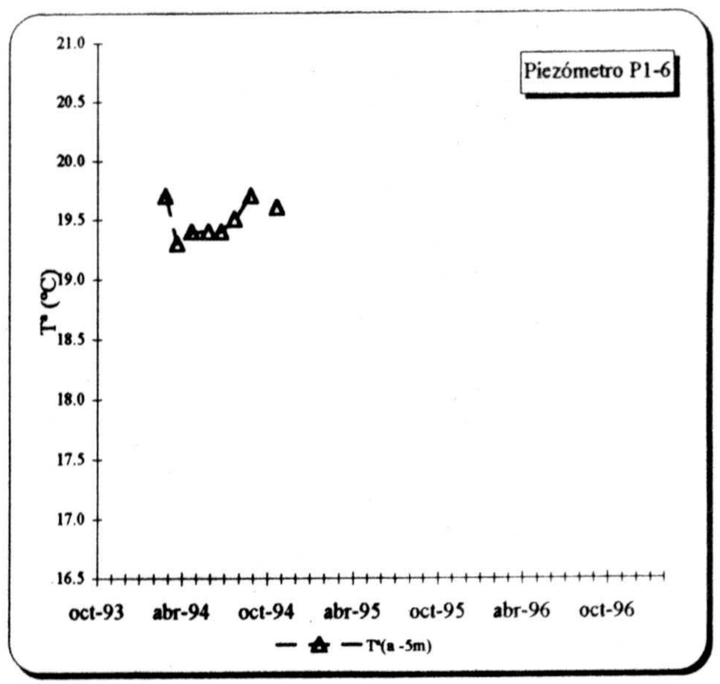
Piezómetro P1-6
T (ºC)
21.0
20.5
20.0
19.5
19.0
18.5
18.0
17.5
17.0
16.5
oct-93
abr-94
oct-94
abr-95
oct-95
abr-96
oct-96
T°(a -5m)

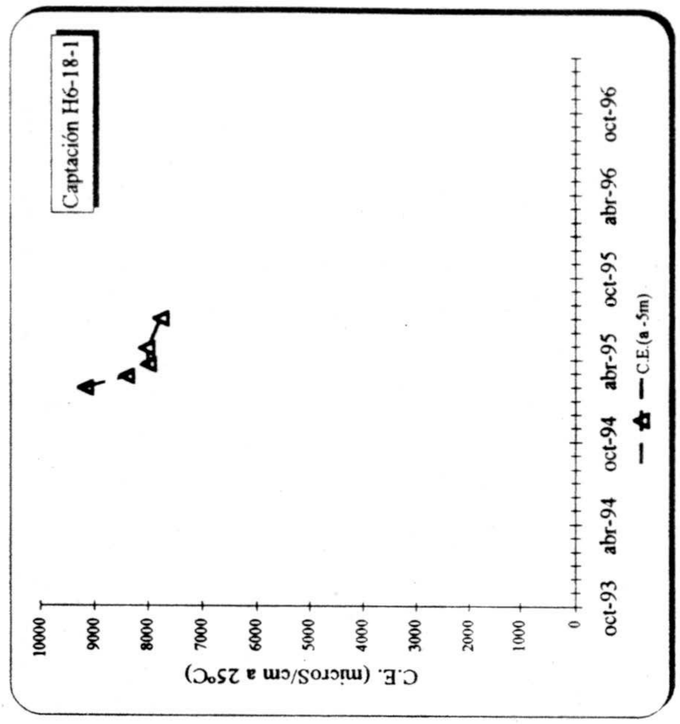
Captación H6-18-1
C.E. (microS/cm a 25ºC)
10000
9000
8000
7000
6000
5000
4000
3000
2000
1000
0
oct-93
abr-94
oct-94
abr-95
oct-95
abr-96
oct-96
C.E.(a -5m)

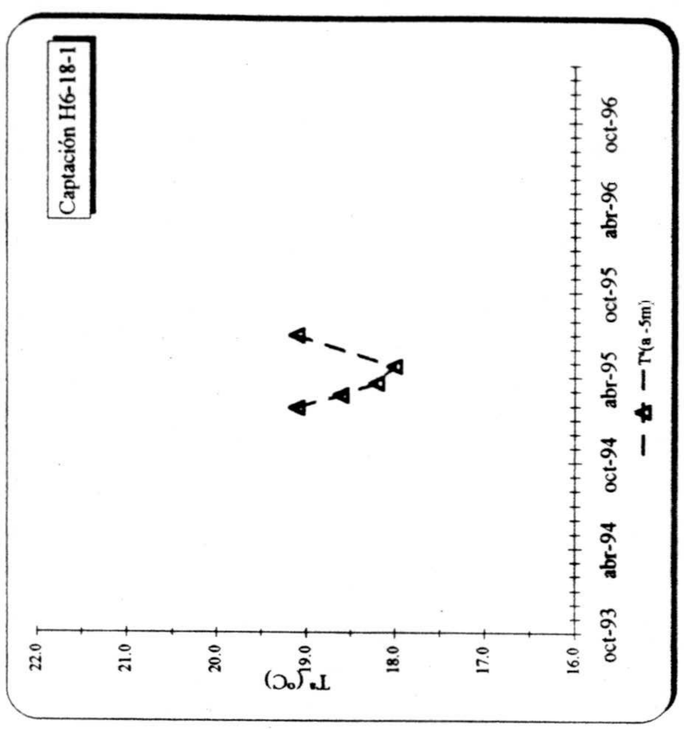
Captación H6-18-1
Tª(ºC)
22.0
21.0
20.0
19.0
18.0
17.0
16.0
oct-93
abr-94
oct-94
abr-95
oct-95
abr-96
oct-96
T°(a -5m)

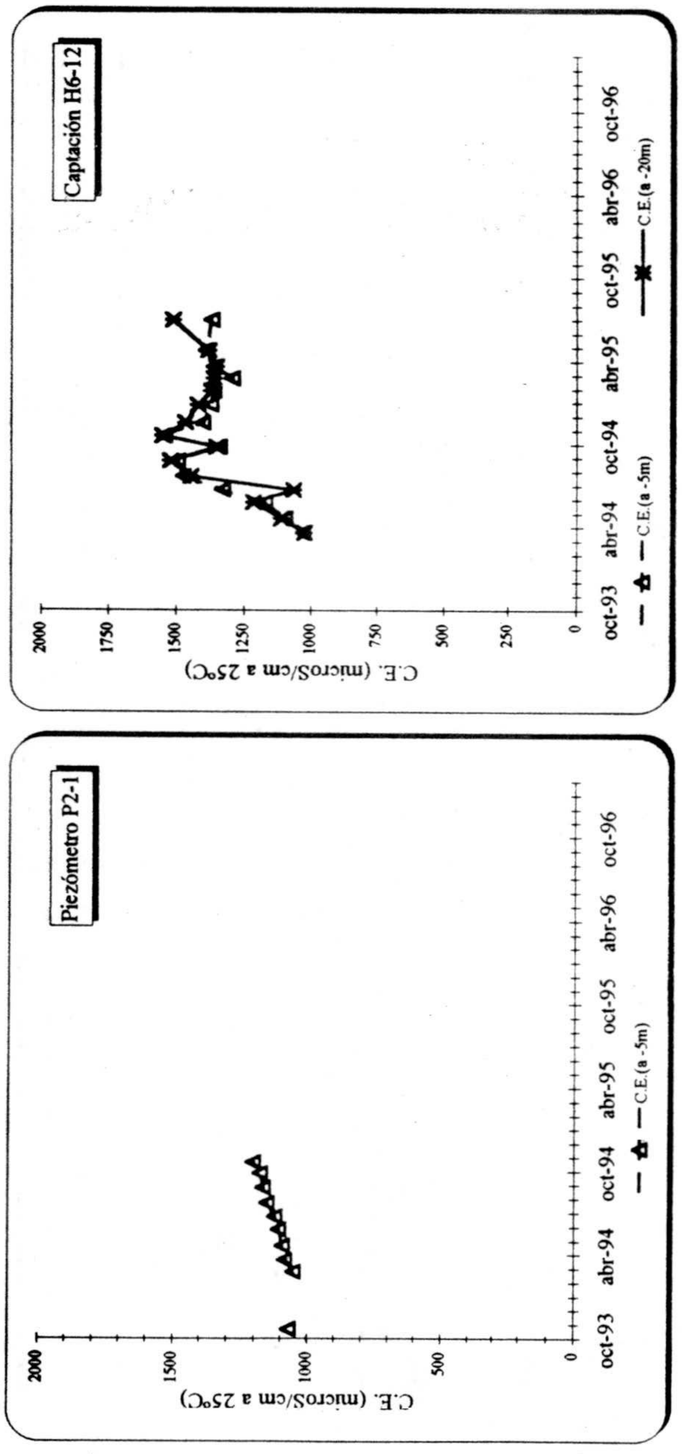
Captación H6-12
C.E. (microS/cm a 25ºC)
2000
1750
1500
1250
1000
750
500
250
0
oct-93
abr-94
oct-94
abr-95
oct-95
abr-96
oct-96
C.E.(a -5m)

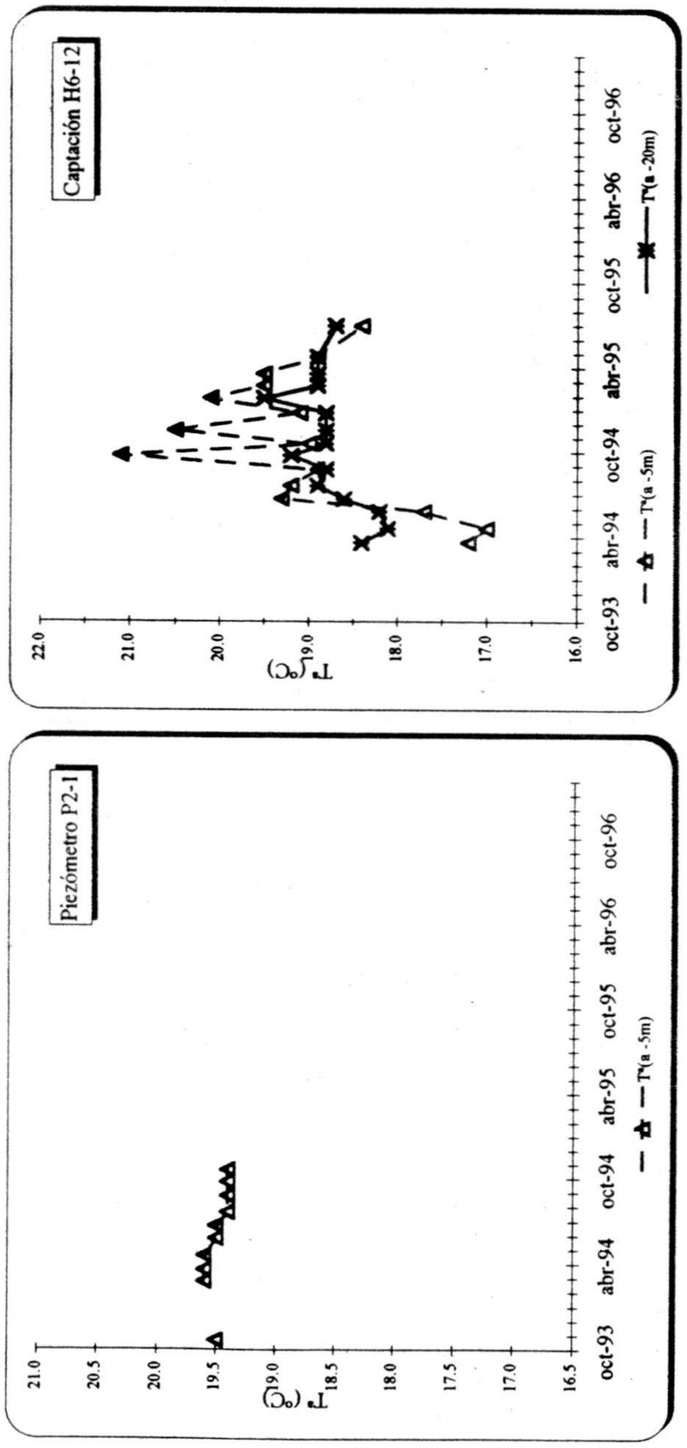
Captación H6-12
Tª(ºC)
22.0
21.0
20.0
19.0
18.0
17.0
16.0
oct-93
abr-94
oct-94
abr-95
oct-95
abr-96
oct-96
T°(a -5m)


Piezómetro P2-1
C.E. (microS/cm a 25ºC)
2000
1500
1000
500
0
oct-93
abr-94
oct-94
abr-95
oct-95
abr-96
oct-96
C.E.(a -5m)


Piezómetro P2-1
Tª (ºC)
21.0
20.5
20.0
19.5
19.0
18.5
18.0
17.5
17.0
16.5
oct-93
abr-94
oct-94
abr-95
oct-95
abr-96
oct-96
T°(a -5m)

# ANEXO 11

# MAPA HIDROGEOLÓGICO DEL ACUÍFERO DE LOS RÍOS VÉLEZ Y BENAMARGOSA

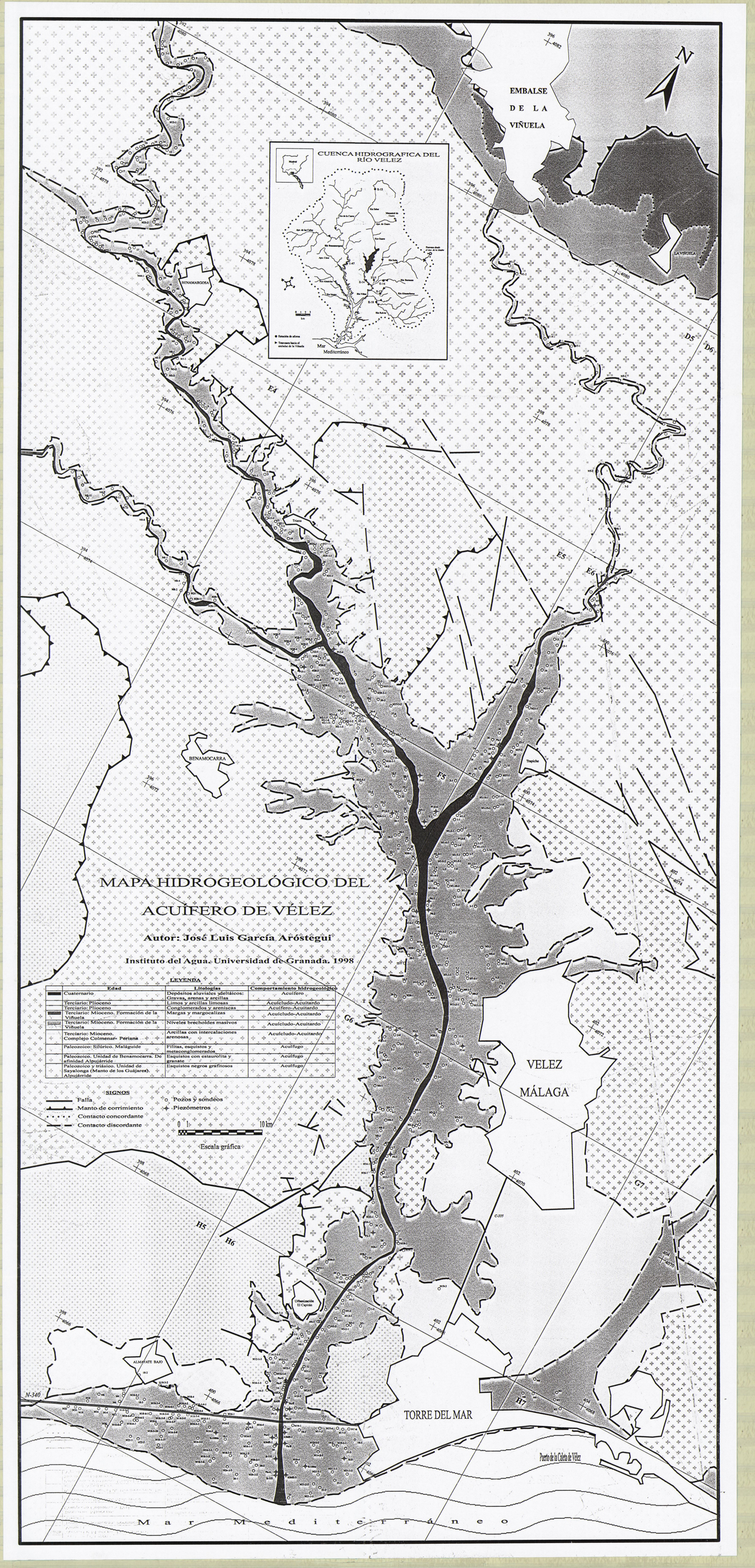


# MAPA HIDROGEOLÓGICO DEL ACUÍFERO DE VÉLEZ

**Autor: José Luis García Aróstegui**

**Instituto del Agua. Universidad de Granada. 1998**

**LEYENDA**

| Edad | Litologías | Comportamiento hidrogeológico |
|---|---|---|
| Cuaternario | Depósitos aluviales deltáicos: Gravas, arenas y arcillas | Acuífero |
| Terciario: Plioceno | Limos y arcillas limosas | Acuícludo-Acuitardo |
| Terciario: Plioceno | Conglomerados y areniscas | Acuífero-Acuitardo |
| Terciario: Mioceno. Formación de la Viñuela | Margas y margocalizas | Acuícludo-Acuitardo |
| Terciario: Mioceno. Formación de la Viñuela | Niveles brechoides masivos | Acuícludo-Acuitardo |
| Terciario: Mioceno. Complejo Colmenar- Periana | Arcillas con intercalaciones arenosas | Acuícludo-Acuitardo |
| Paleozoico: Silúrico. Maláguide | Filitas, esquistos y metaconglomerados | Acuífugo |
| Paleozoico. Unidad de Benamocarra. De afinidad Alpujárride | Esquistos con estaurolita y granate | Acuífugo |
| Paleozoico y triásico. Unidad de Sayalonga (Manto de los Guájares). Alpujárride | Esquistos negros grafitosos | Acuífugo |

**SIGNOS**

- Falla
- Manto de corrimiento
- Contacto concordante
- Contacto discordante
- Pozos y sondeos
- Piezómetros

0 1 10 km

Escala gráfica