

CURSO DE REDES SOCIALES ACADÉMICAS

Versión 1.0.
22 febrero 2016

Cómo usar ResearchGate

R^G



Emilio Delgado López-Cózar
Universidad de Granada



Enrique Orduña-Malea
Universidad Politécnica de Valencia



Tabla de Contenidos

- **Presentación**
- **Hitos**
- **Estructura de la plataforma**

THE NETWORK

MEMBERS

8⁺
million

COUNTRIES

193

PUBLICATIONS

80⁺
million

MEMBERSHIP

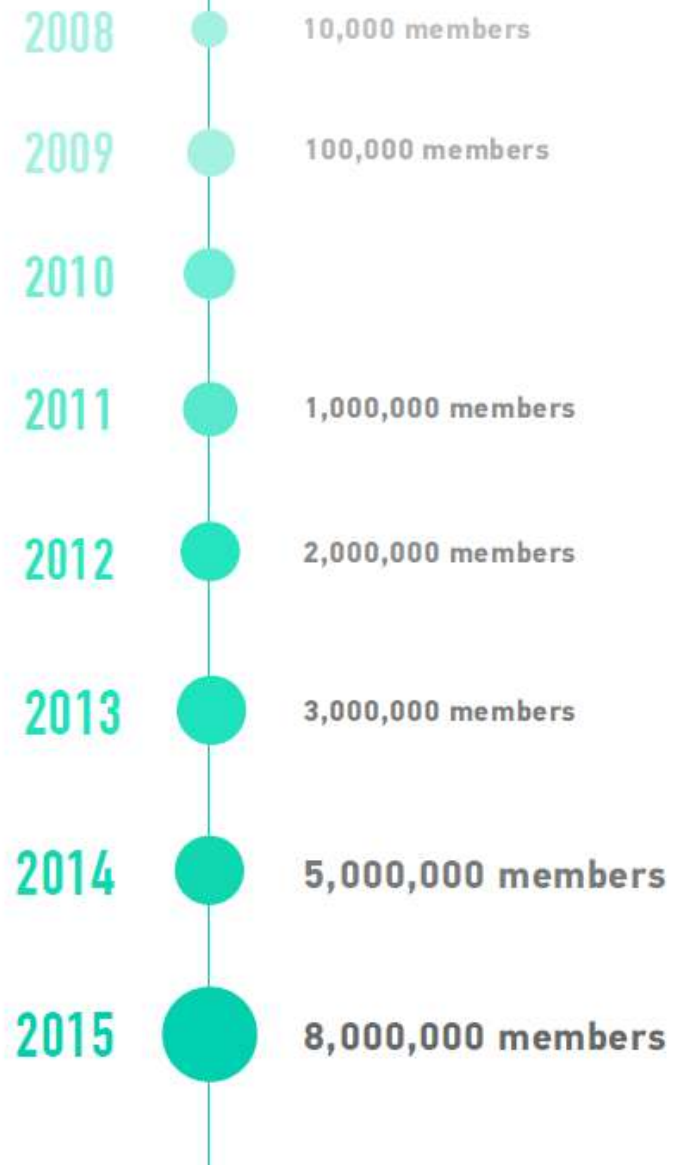
FREE

FULL-TEXTS

19⁺
million

NOBEL
LAUREATES

52



Estructura

- A. Perfil académico**
- B. Inicio**
- C. Preguntas**
- D. Ofertas de trabajo**
- E. Bonus track**
- F. Tipos de perfiles**
- G. Términos y condiciones**

A - Perfil académico

- **Tu perfil**
- **Invitación de colegas**
- **Configuración**
- **Ayuda**

A - Perfil académico


■ **Tu perfil**

- Creación de un perfil
- Visión general
- Contribuciones
- Info
- Estadísticas
- RG Score

A - Perfil académico

■ Tu perfil

ResearchGate JOIN FOR FREE LOG IN



Enrique Orduna-Malea Universitat Politècnica de Val..., Valencia
Computing in Social science, Arts and Humanities, Information Science, Communication and Media
PhD
22.09

[Connect](#)

[OVERVIEW](#) [CONTRIBUTIONS](#) [INFO](#) [STATS](#)


64
PUBLICATIONS

7.58k
Reads


98
Citations

32.60
Impact Points

[View stats](#)

 **Universitat Politècnica de València**
Institute for Design of Automated Production and Man...
Valencia, Valencia, Spain

FEATURED PUBLICATIONS [View all](#)



Working Paper: The counting house, measuring those who count: Presence of Bibliometrics, Scientometrics, Informetrics, Webometrics and Altmetrics in Google Scholar Citations, ResearcherID, ResearchGate, Mendeley, & Twitter
Alberto Martín-Martín · Enrique Orduna-Malea · Juan M Ayllón · Emilio Delgado López-Cózar

Source

ABOUT

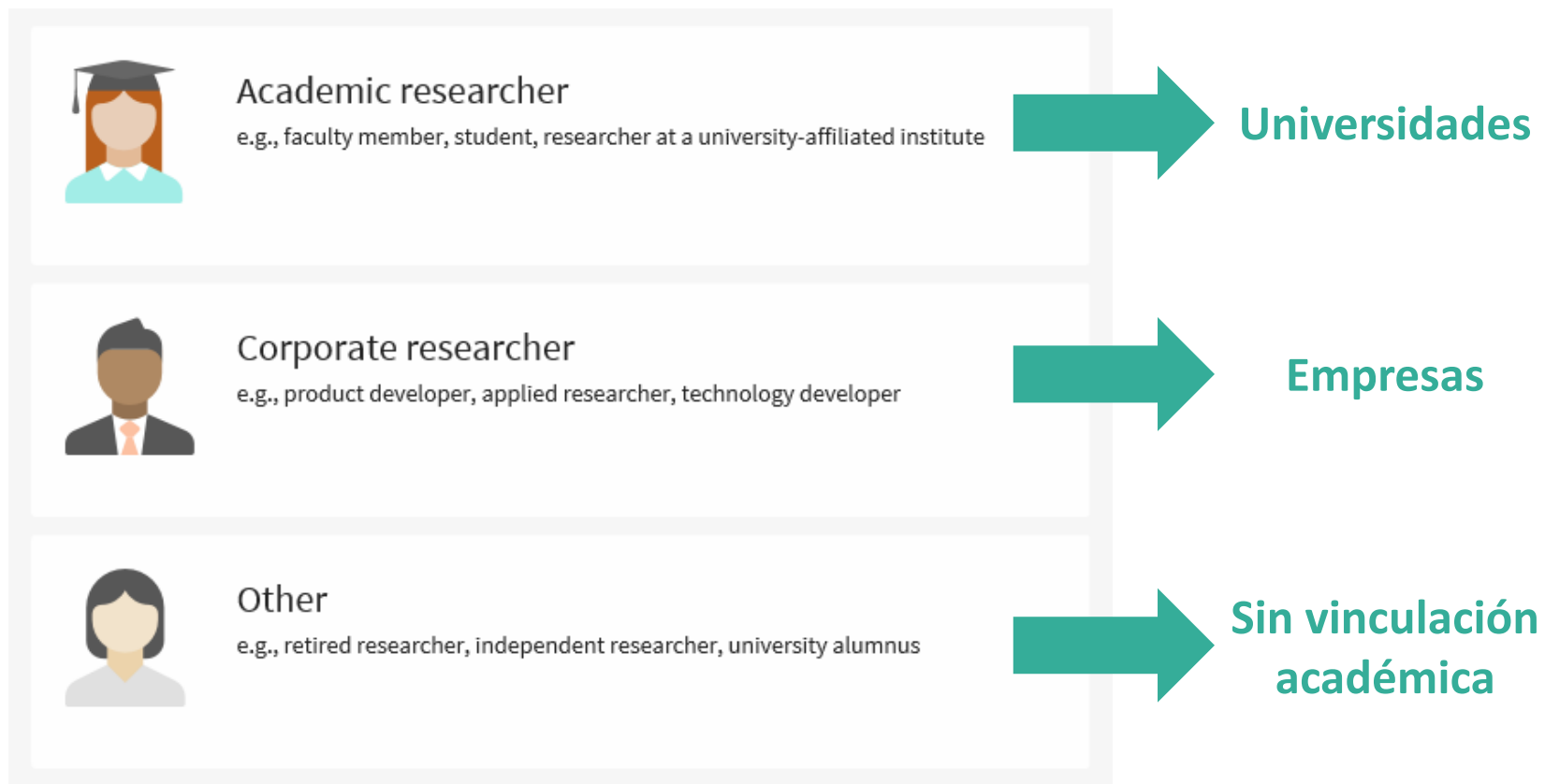
I'm technical telecommunication engineer, MA in Documentation, Master's degree in multichannel contents management, and PhD in documentation, from the Polytechnic University of Valencia (UPV).

My research topic is focused in web metrics and bibliometrics. I belong to the EC3 Research Group, located at the University of Granada, developing a research line centered in Google Scholar, and to the Trademetrics Research Group, centered in the application of web metrics in industrial sectors.

EJEMPLO DE PERFIL PÚBLICO

A - Perfil académico

- CÓMO CREAR UN PERFIL EN RG (I) = **Elegir PERFIL**



<https://www.researchgate.net>

A - Perfil académico

- CÓMO CREAR UN PERFIL EN RG (II) = **Incluir FILIACIÓN**

Show where you conduct research

Enter your institution details to quickly find your colleagues and keep up with their research.

Institution

Department

The department, institute, center, or unit you belong to.

Continue

[Skip this step](#)



Datos normalizados

Ejemplo: Academic Researcher Profile

A - Perfil académico

- CÓMO CREAR UN PERFIL EN RG (II) = **Incluir FILIACIÓN**

First name

Last name

Your institution email

Please use your University of Granada email address

Your institutional email is a quick way for us to verify that you're a researcher – enter it to **gain instant access** to ResearchGate.

Password [Show password](#)

By clicking Continue, you agree to our [Terms and Conditions](#) and the [Statement on Privacy and Data Protection](#).

Continue



E-mail institucional

A - Perfil académico

- CÓMO CREAR UN PERFIL EN RG (II) = **Incluir FILIACIÓN**

The email address you provided is already in use.

First name

✓ Enric

Last name

✓ Orduna

Your institution email

✓ **enorma@upv.es**

Password [Show password](#)

By clicking Continue, you agree to our [Terms and Conditions](#) and the [Statement on Privacy and Data Protection](#).

Get started



Control de duplicados


¿ES INFALIBLE?

NO

A - Perfil académico

- CÓMO CREAR UN PERFIL EN RG (III) = **Incluir TRABAJOS**

Please confirm your authorship – is this you?
Tell us which of these publications are yours to add your research to your profile.



E Orduña
Author of 5 publications, including:

ARTICLE: Vertebral Hemangioma Mimicking a Metastatic Bone Lesion in Well-Differentiated Thyroid Carcinoma
REINALDO LAGUNA, FRIEDA SILVA, JOSÉ VAZQUEZ-SELLÉS, ELBA ORDUÑA, CHARLIE FLORES
Clinical Nuclear Medicine 09/2000; 25(8):611-3. DOI:10.1097/00003072-200008000-00008

[I am the author](#)
[This is not me](#)

Invite my co-authors to ResearchGate. [Preview](#)

[Skip this step](#) [Continue](#)

Your progress

Profile preview



Enric Orduña
Universitat Politècnica de
València
Institute of Design and
Manufacturing (IDF)

You will be able to edit your profile later.

Your publication stats

0 TOTAL PUBLICATIONS
0.00 TOTAL IMPACT POINTS
0 CITATIONS

After sign-up you'll see detailed statistics
about who's reading and citing your work.

A - Perfil académico

- CÓMO CREAR UN PERFIL EN RG (IV) = **Incluir DISCIPLINA**

Select your disciplines

Agricultural Science	
Anthropology	
Biology	
Chemistry	
Computer Science	
Design	
Economics	
Education	
Engineering	



24 Disciplinas generales



Límite:
3 Disciplinas y
9 subdisciplinas

A - Perfil académico

- CÓMO CREAR UN PERFIL EN RG (V) = **Incluir HABILIDADES**

Predefinidas por
disciplina



Libres



Add your skills and expertise


Suggested skills	Selected skills
<p>Research Methodology <input type="checkbox"/></p> <p>Quantitative Analysis <input type="checkbox"/></p> <p>Qualitative Analysis <input type="checkbox"/></p> <p>Academic Writing <input type="checkbox"/></p> <p>Survey Methodology and Data Analysis <input type="checkbox"/></p>	<p><i>We use these to show you the latest research in your field. Pick at least one.</i></p>
<p><i>Add anything we might have missed</i></p> <p><input type="text" value="Add skills"/></p>	

Skip this step [Continue](#)

A - Perfil académico

- CÓMO CREAR UN PERFIL EN RG (V) = **Incluir IMAGEN**

Researchers with a photo get 3 times more profile views.






[Upload a photo](#)

[Use your webcam](#)

[Import from Facebook](#)

Or, select another photo from these images we found online:

	<p>OBJETIVOS</p> <p>OBJETIVO 1: ALCANZAR el primer lugar en el ranking de investigadores de la Universidad de Chile.</p> <p>OBJETIVO 2: ALCANZAR el primer lugar en el ranking de investigadores de la Universidad de Chile.</p>		<p>SUMARIO</p> <p>UNIVERSIDAD DE LA VIEJA</p> <p>UNIVERSIDAD DE LA VIEJA</p> <p>UNIVERSIDAD DE LA VIEJA</p>	
---	---	---	--	---

Google Custom Search

[View conditions for uploading files](#)

[Skip this step](#) [Complete sign-up](#)



A - Perfil académico

- CÓMO CREAR UN PERFIL EN RG (VI) = **ACTIVAR CUENTA**



Please check your email to activate your account.

We've sent an email to: enorma@upvnet.upv.es


Have you made a mistake? [Edit your email address](#)

If it has been less than five minutes please check again, or [click here](#) to resend it.
Be sure to check your spam or junk folders. Still haven't received it? Please [contact us](#).


A - Perfil académico


- CÓMO CREAR UN PERFIL EN RG (VII) = **CONECTARSE**


From your network


 **Vicent Giner-Bosch**
Universitat Politècnica de València


From your institution

 **Javier Andres**
Institute of Design and Manufacturing (IDF)
Polytechnical University of Valencia

 **Vicent Girbés**
Institute of Design and Manufacturing (IDF)
Polytechnical University of Valencia

 **Luis Garcia**
Institute of Design and Manufacturing (IDF)
Polytechnical University of Valencia

 **Juan F. Dols**
Institute of Design and Manufacturing (IDF)
Polytechnical University of Valencia

 **Manuel Martínez Torán**
Institute of Design and Manufacturing (IDF)
Polytechnical University of Valencia

I can't find my colleagues

Follow

A - Perfil académico

■ A VISTA DE PÁJARO

The image shows a ResearchGate profile for Enrique Orduna-Malea. The profile is annotated with red boxes and green arrows pointing to various elements, which are labeled with text on the left and right sides.

Annotations:

- Servicios:** Points to the navigation menu (HOME, QUESTIONS, JOBS).
- Opciones:** Points to the user profile picture and the 'Add new' button in the top right.
- Quién eres:** Points to the profile picture and name.
- Secciones:** Points to the navigation tabs (OVERVIEW, CONTRIBUTIONS, INFO, STATS, RG SCORE).
- Tu aval:** Points to the publication statistics (64 PUBLICATIONS, 7,58k Reads, 98 Citations, 32.60 Impact Points).
- Tu selección:** Points to the featured publications section.
- Alma mater:** Points to the university affiliation (Universitat Politècnica de València).
- Sobre ti:** Points to the 'ABOUT' section.

Profile Data:

- Name:** Enrique Orduna-Malea
- PhD:** 22.09
- PostDoc Researcher:** Universitat Politècnica de València, Valencia; Institute for Design of Automated Production and Man...
- Publications:** 64
- Reads:** 7,58k
- Citations:** 98
- Impact Points:** 32.60
- Featured Publication:** Working Paper: The counting house, measuring those who count: Presence of Bibliometrics, Scientometrics, Informetrics, Webometrics and Altmetrics in Google Scholar Citations, ResearcherID, ResearchGate, Mendeley, & Twitter. Authors: Alberto Martín-Martín, Enrique Orduna-Malea, Juan M Ayllón, Emilio Delgado López-Cózar. Views: 3k, Comments: 0.
- About:** I'm technical telecommunication engineer, MA in Documentation, Master's degree in multichannel contents management, and PhD in documentation, from the Polytechnic University of Valencia (UPV). My research topic is focused in web metrics and bibliometrics. I belong to the EC3 Research Group, located at the University of Granada, developing a research line centered in Google Scholar, and to the Trademetrics Research Group, centered in the application of web metrics in industrial sectors.

A - Perfil académico

■ A VISTA DE PÁJARO

Q Search

Article: Análisis de los frbr en la ...
genéricas en catálogos compartidos. +

Conference Paper: El Grupo ThinkEPI:
un think ... y documentación +

Article: DocuMenea: noticias frescas
sobre documentación +

Article: Normalización de la firma de
autores ... una aproximación estadística +

Article: Directorio de expertos en el
tratamiento de ... (EXIT): Análisis de uso +

Article: NextLib : un sistema de
programari ... llocs web especialitzats +

Article: NextLib : un sistema de
software ... sedes web especializadas +

Article: Propuesta de indicadores
métricos para ... española en Menéame +

- 1 Chapter: The Ranking web and the "World-Class" universities: ... and Web 2.0 Tools
- 2 Article: Identifying institutional relationships in a ... and co-authorship methods
- 3 Working Paper: The counting house, measuring those who ... Mendeley, & Twitter
- 4 Article: Disclosing the network structure of private companies ... IBEX 35 share index
- 5 Article: Methods for estimating the size of Google Scholar

Reorder your list, or remove publications to pick again.

Cancel Done

FEATURED PUBLICATIONS

Working Paper: The counting house, measuring those who count: Presence of Bibliometrics, Scientometrics, Informetrics, Webometrics and Altmetrics in Google Scholar Citations, ResearcherID, ResearchGate, Mendeley, & Twitter
Alberto Martín-Martín · Enrique Orduna-Malea · Juan M Ayllón · Emilio Delgado López-Cózar
3k Reads 0 Citations

Source

Article: Disclosing the network structure of private companies on the web: The case of Spanish IBEX 35 share index
Enrique Orduna-Malea · Emilio Delgado Lopez-Cozar · Jorge Serrano-Cobos · Nuria Lloret-Romero
28 Reads 1 Citation

Source

Article: Methods for estimating the size of Google Scholar
Enrique Orduna-Malea · Juan M. Ayllón · Alberto Martín-Martín · Emilio Delgado López-Cózar
31 Reads 3 Citations

Source

Promociona hasta 5 artículos en portada

A - Perfil académico

■ A VISTA DE PÁJARO

1 FOLLOWED PUBLICATION View all

Article Ciencia y tecnología españolas en Internet: valoración a través de la presencia de organismos públic...

[View all publications](#)

Comparte los artículos que te resultan **interesantes**



Followed publications ×

Ciencia y tecnología españolas en Internet: valoración a través de la presencia de organismos públicos españoles y de su...

No preview · Article · Mar 2013 · Arbor

Víctor Manuel Pareja Ana González Isidro Aguillo

[Unfollow publication](#)

A - Perfil académico

■ PUBLICACIONES

OVERVIEW CONTRIBUTIONS INFO STATS RG SCORE

YOUR PUBLICATIONS [Edit list](#)



Source

Article: Identifying institutional relationships in geographically distributed public health systems using interlinking and co-authorship methods

José-Antonio Ontalba-Ruipérez · Enrique Orduna-Malea · Alonso-Arroyo

[\[Show abstract\]](#)

Full-text · Article · Jan 2016 · Scientometrics

Add resources

Remove

Sorted by: Newest ▾

- Newest
- Oldest
- Recently added
- Title

Ordenación



Source

Working Paper: The counting house, measuring those who count: Presence of Bibliometrics, Scientometrics, Informetrics, Webometrics and Altmetrics in Google Scholar Citations, ResearcherID, ResearchGate, Mendeley, & Twitter

Alberto Martín-Martín · Enrique Orduna-Malea · Juan M Ayllón · Emilio Delgado López-Cózar

[\[Show description\]](#)

Full-text · Working Paper · Jan 2016

Add resources

Remove

PUBLICATIONS · 64

100% of RG SCORE

- Article · 44
- Book · 1
- Chapter · 2
- Conference Paper · 5
- Dataset · 2
- Technical Report · 7
- Working Paper · 2
- Other Research · 1
- Full-texts · 51

QUESTIONS

ANSWERS

FOLLOWERS · 104

CITATIONS · 98

OPEN REVIEWS

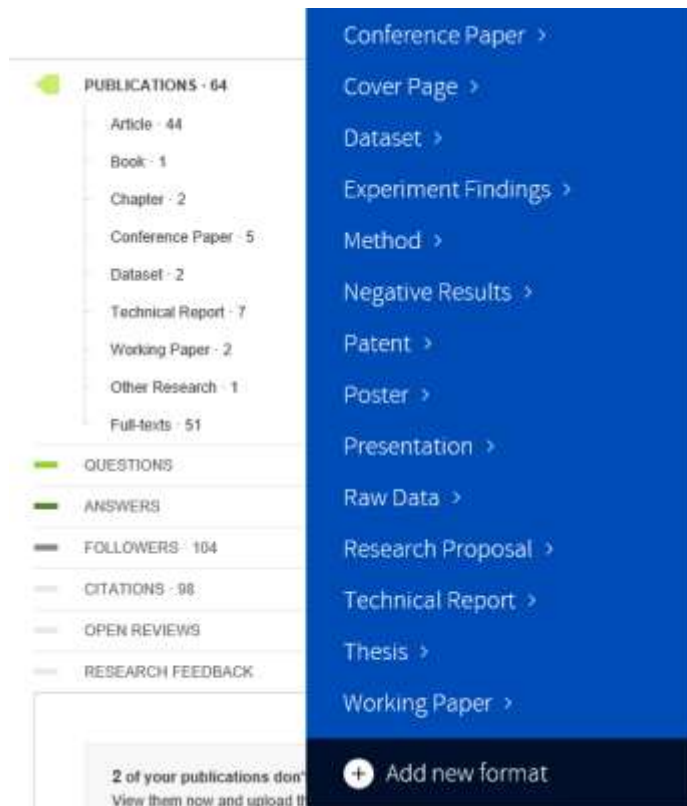
RESEARCH FEEDBACK

Texto completo

Material complementario

A - Perfil académico

■ PUBLICACIONES



Añade publicaciones



Elige entre una amplia
variedad de formatos



Crea formato
personalizado

A - Perfil académico

■ PUBLICACIONES

Elige el procedimiento de carga de documentos



 Author match



 Search



 Reference manager



 Manual entry

Is this you?

■ YOUR IMPACT POINTS 34.05

Search and confirm your author names to claim your publications. 

[Edit your author names](#)

Enrique Orduna-Malea

Enrique Orduña-Malea

or

 Search for an author name

Sorry, we couldn't find any authors matching this name.

Invite my co-authors to ResearchGate. [Preview](#)

Save

A - Perfil académico

■ PUBLICACIONES

Consulta tus publicaciones



0 CITATIONS

51 REFERENCES

The counting house, measuring those who count: Presence of Bibliometrics, Scientometrics, Informetrics, Webometrics and Altmetrics in Google Scholar Citations, ResearcherID, ResearchGate, Mendeley, & Twitter



WORKING PAPER · JANUARY 2016 *with* 2877 READS

DOI: 10.13140/RG.2.1.4814.4402

01/2016, Affiliation: EC3 Reseach Group: Evaluación de la Ciencia y de la Comunicación Científica Universidad de Granada and Universidad Politécnica de Valencia (Spain), Version: 1, State: In Progress, DOI: 10.13140/RG.2.1.4814.4402



1st [Alberto Martín-Martín](#)

il 9.88 · University of Granada



2nd [Enrique Orduna-Malea](#)

il 22.09 · Universitat Politècnica de València



3rd [Juan Manuel Ayllón](#)

il 8.25 · University of Granada



4th [Emilio Delgado López-Cózar](#)

il 32.14 · University of Granada

Información bibliográfica

DOIs **GRATUITOS**

Autores con métricas

A - Perfil académico

■ PUBLICACIONES

Monitoriza las lecturas



2,877 READS



Número de lecturas

Recent readers

	Carlos A. Almenara 10.03 · Masaryk University	Request feedback		Philip David Roberts 11.21 · Centre for Agricultural Biosci...	Request feedback
	M. S. Galyavieva 3.39 · Kazan State University of Cult...	Request feedback		Xavier Lasauca 0.03 · Generalitat de Catalunya	Request feedback

Solicitar comentarios a los lectores recientes

A - Perfil académico

■ PUBLICACIONES

Edita datos bibliográficos



Type	Working paper
Title	<input type="text" value="The counting house, measuring those who count: Presence of Bibliometrics, Scientometrics, Informetrics,"/>
Authors	Alberto Martín-Martín, Enrique Orduna-Malea, Juan M Ayllón, Emilio Delgado López-Cózar Request edit
Description*	<input type="text" value="Following in the footsteps of the model of scientific communication, which has recently gone through a metamorphosis (from the Gutenberg galaxy to the Web galaxy), a change in the model and methods of scientific evaluation is also taking place. A set of new scientific tools are now providing a variety of indicators which measure all actions and interactions among scientists in the digital space, making"/>
Affiliation	<input type="text" value="EC3 Reseach Group: Evaluación de la Ciencia y de la Comunicación Científica Universidad de Granada :"/>
Version Number	<input type="text" value="1"/>
State	<input type="text" value="In Progress"/>
Date *	<input type="text" value="19"/> <input type="text" value="1"/> <input type="text" value="2016"/>
DOI	10.13140/RG.2.1.4814.4402
Topics	<input type="text" value=""/> <input type="text" value="Google Scholar"/> <input type="text" value="social media metrics"/> <input type="text" value="Bibliometrics"/> <input type="text" value="Altmetrics"/> <input type="text" value="Mendeley"/> <input type="text" value="ResearchGate"/> <input type="text" value="ResearcherID"/> <input type="text" value="Twitter"/> <input type="text" value="academic profiles"/>

A - Perfil académico

■ PUBLICACIONES

Lectura en pantalla o descarga



REQUEST FEEDBACK ADD SUPPLEMENTARY RESOURCES DOWNLOAD CITATIONS 0 REFERENCES 51

**The counting house, measuring those who count:
Presence of Bibliometrics, Scientometrics, Informetrics, Webometrics and
Altmetrics in Google Scholar Citations, ResearcherID, ResearchGate,
Mendeley, & Twitter**

**Alberto Martín-Martín¹, Enrique Orduna-Malea², Juan M. Ayllón¹ &
Emilio Delgado López-Cózar¹**

¹ EC3 Research Group: Evaluación de la Ciencia y de la Comunicación Científica, Universidad de Granada (Spain)

² EC3 Research Group: Evaluación de la Ciencia y de la Comunicación Científica, Universidad Politécnica de Valencia (Spain)

ABSTRACT

Following in the footsteps of the model of scientific communication, which has recently gone through a metamorphosis (from the Gutenberg galaxy to the Web galaxy), a change in the model and methods of scientific evaluation is also taking place. A set of new scientific tools are now providing a variety of indicators which measure all actions and interactions among scientists in the digital space, making new aspects of scientific communication emerge. In this work we present a method for "capturing" the structure of an entire scientific community (the Bibliometrics, Scientometrics, Informetrics, Webometrics, and Altmetrics community) and the main agents that are part of it (scientists, documents, and sources) through the lens of Google Scholar Citations (GSC).

Additionally, we compare these author "portraits" to the ones offered by other profile or social platforms currently used by academics (ResearcherID, ResearchGate, Mendeley, and Twitter), in order to test their degree of use, completeness, reliability, and the validity of the information they provide. A sample of 814 authors (researchers in Bibliometrics with a public profile created in GSC) was subsequently searched in the other platforms, collecting the main indicators computed by each of them. The data collection was carried out on September, 2015. Spearman correlation ($\rho = 0.05$) was applied to these indicators (a total of 31), and a Principal Component Analysis was applied in order to reveal the relationships among metrics and platforms as well as the possible existence of metric clusters.

A - Perfil académico

■ PUBLICACIONES

Comenta y genera discusión



it is feasible to depict an accurate representation of the current state of the Bibliometrics community using (the most influential authors, documents, journals, and publishers). Regarding the number of authors found n, GSC takes the first place (814 authors), followed at a distance by ResearchGate (513), which is currently ertiginous speed. The number of Mendeley is currently sically empty. s also affected by this issue (34.45% of Twitter accounts less than 100 tweets). Only 11% of our sample (93 authors) have created a profile in all the platforms s study. From the PCA, we found two kinds of impact on the Web: first, all metrics related to academic st group can further be divided into usage metrics (views and downloads) and citation metrics. Second, all to connectivity and popularity (followers). ResearchGate indicators, as well as Mendeley readers, present a i to all the indicators from GSC, but only a moderate correlation to the indicators in ResearcherID. Twitter ve only low correlations to the rest of the indicators, the highest of these been to GSC (0.42-0.46), and to -0.46).

ent a taxonomy of all the errors that may affect the reliability of the data contained in each of these platforms, mphasis in GSC, since it has been our main source of data. These errors alert us to the danger of blindly se platforms for the assessment of individuals, without verifying the veracity and exhaustiveness of the data.

his working paper, we also have made available a website where all the data obtained for each author and e analysis of the most cited documents can be found: [Scholar Mirrors](#).

ar; **Social media metrics; Bibliometrics; Altmetrics; Mendeley; ResearchGate, ResearcherID, Twitter; files.**

ables, 35 figures

The screenshot shows a social media interface. At the top, a user profile for Keita Bando is visible with a small icon and the text 'Keita Bando' and 'il 3.21'. Below this, the text 'Marked this section as interesting:' is displayed. Underneath, a text snippet is highlighted in a light grey box: '"all metrics related to academic impact. "'. Below the snippet, the date 'JAN 22' is shown. Further down, another user profile for Enrique Orduna-Malea is visible with a small icon and the text 'Enrique Orduna-Malea' and 'il 22.09 · Universitat Politècnica de València'. Below the profile, there is a text input field with the placeholder text 'Add a reply ...' and a blue button labeled 'ADD REPLY'.

A - Perfil académico

■ PUBLICACIONES

Consulta referencias y citas recibidas



Citations 0 **References** 51

Academic Tribes and Territories: Intellectual Enquiry and the Cultures of Disciplines

No preview · Article · Jan 1991 · Academe

Stephen Cole Tony Becher

[REQUEST FULL-TEXT](#)

0 COMMENTS 207 CITATIONS

Early approaches to bibliometrics

No preview · Article · Mar 1987 · Journal of the American Society for Information Science

Robert N. Broadus

[REQUEST FULL-TEXT](#)


0 COMMENTS 14 CITATIONS

A - Perfil académico

■ PUBLICACIONES

Añade material complementario





Drag & Drop files here
FILES WILL APPEAR BELOW

Select files
[View conditions for uploading files](#)

Add supplementary resources to:

The counting house, measuring those who count: Presence of Bibliometrics, Scientometrics, Informetrics, Webometrics and Altmetrics in Google Scholar Citations, ResearcherID, ResearchGate, Mendeley, & Twitter.

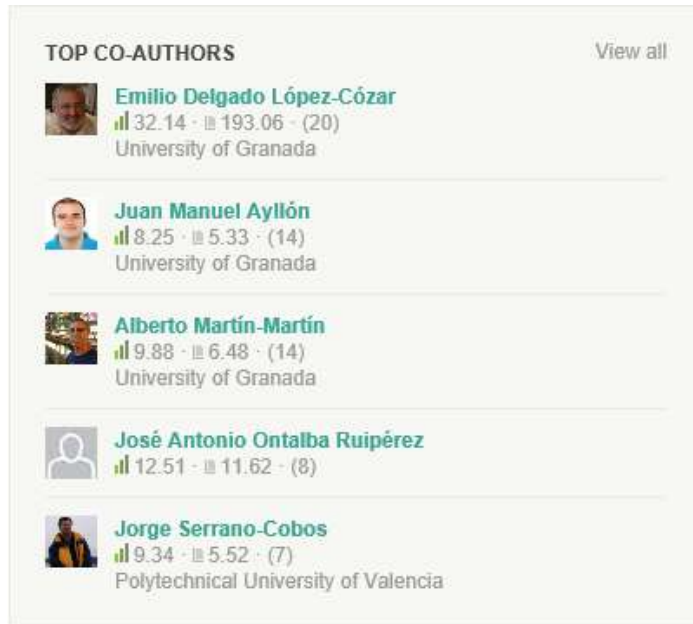
What can I upload?

Upload resources that support this research.
Each resource will be given its own page so that other researchers can cite, interact with, and share your work.

- Datasets
- Raw data
- Negative results
- Unpublished research
- Supplementary figures
- Media files

A - Perfil académico

■ PUBLICACIONES



Con quién publicas



Muestra tus colaboradores más
frecuentes e ilustres

A - Perfil académico

■ PUBLICACIONES

Dónde publicas



[Show abstract]

Full-text · Article · Aug 2015 · Journal of the Association for

Journal of the Association for Information Science and...
Publisher: Association for Information Science and Technology (ASIS&T)
ISSN: 2330-1643

2.23	0.00	0.00
Impact factor	5-year impact	Cited half-life
0.37	0.00	0.00
Immediacy index	Eigenfactor	Article influence

TOP JOURNALS

Scientometrics (8)

El Profesional de la Informacion (6)

Online Information Review (3)

Revista española de Documentación Científica (3)

Journal of the Association for Information Sc... (3)

Cuidado...
No siempre FIABLE...
DUPLICADOS

A - Perfil académico

■ INFORMACIÓN

Tus habilidades y fortalezas



SKILLS AND EXPERTISE (26)

14 Information Science

14 Bibliometrics

12 Science 2.0 and Open Access

11 Digital Libraries 9 Science Communication 9 Web Science 9 Scientific Publishing

9 Webometrics 8 Web 7 Academic Writing 7 Libraries 6 Library 2.0

Show more ≡

Lo que los usuarios cuentan...



TOPICS (21) Edit

Qualitative Social Research Quantitative Social Research Communication and Media

Information Science Qualitative Research Academic Writing Science Communication

120 QUESTIONS
46,144 FOLLOWERS

Unfollow

Lo que tú cuentas...



A - Perfil académico

■ INFORMACIÓN

Valora las habilidades de tus colegas



Sugerencias
automáticas o manuales

Do your peers have these skills or expertise? ×

	Javier Hernandez San Miguel Repositories	Endorse
	Yaniel Eliades Proenza Arias Programming Languages	Endorse

A - Perfil académico

■ INFORMACIÓN

Con quién te relacionas



104 FOLLOWERS

View all



179 FOLLOWING

View all



ADVISORS



Colegas
Sin reciprocidad

Tutores

A - Perfil académico

■ INFORMACIÓN

RESEARCH EXPERIENCE Add entry

Feb 2012–
present **PostDoc Position**
Polytechnical University of Valencia · EC3 Research Group
Spain · Valencia

Jan 2008–
Jan 2015 **PostDoc Researcher**
Universitat Politècnica de València · Department of Audiovisual
Communication, Documentation and History of Art
Spain · Valencia

TEACHING EXPERIENCE Add entry

Sep 2010–
present **Research Associate**
Universitat Politècnica de València · Department of Audiovisual
Communication, Documentation and History of Art
Spain

EDUCATION Add entry

Sep 2008–
Jan 2012 **Universitat Politècnica de València**
PhD in Documentation (topic on Cybermetrics)
Spain · Valencia

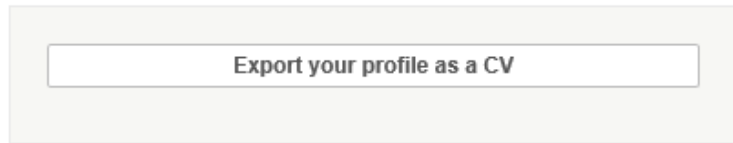
Tu currículum



- Experiencia investigadora
- Experiencia docente
- Formación académica
- Premios recibidos
- Datos de contacto
- Otros...
 - ✓ Sociedades
 - ✓ Revistas
 - ✓ Intereses
 - ✓ ORCID

A - Perfil académico

■ INFORMACIÓN



Export your profile as a CV

To make sure that your CV is comprehensive, fill out these sections of your profile in as much detail as possible:

- Education and research experience
- Awards and achievements
- Contact information
- Publications ⓘ

Cancel

Export CV

Tu currículum



Exporta el CV incluyendo
métricas generales

A - Perfil académico

■ INFORMACIÓN

Comparte tu perfil en las redes sociales

Tu currículum



SHARE PROFILE

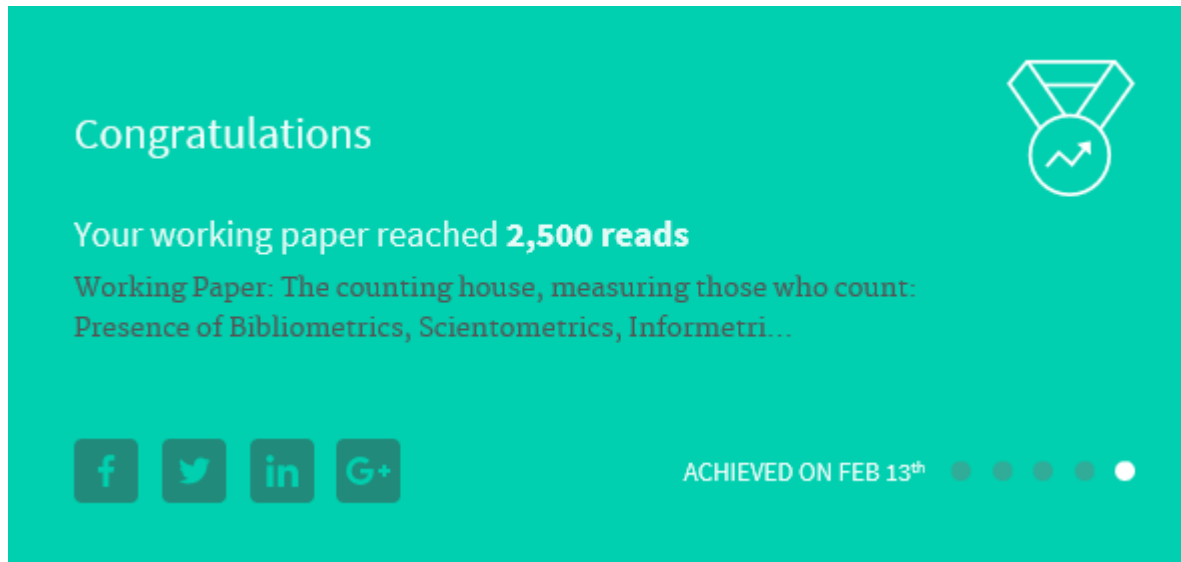


¿Qué está pasando?

Enrique Orduna-Malea: https://www.researchgate.net/profile/Enrique_Orduna-Malea
vía @researchgate

A - Perfil académico

■ ESTADÍSTICAS GENERALES



Congratulations

Your working paper reached **2,500 reads**

Working Paper: The counting house, measuring those who count:
Presence of Bibliometrics, Scientometrics, Informetri...

[f](#) [t](#) [in](#) [G+](#)

ACHIEVED ON FEB 13th

Hitos logrados

A - Perfil académico

■ ESTADÍSTICAS GENERALES

MÉTRICA	DOCUMENTO	PREGUNTA	AUTOR	ENTIDAD	INSTITUCIÓN
PUBLICATIONS	--	--	X	X	X
READS	X	NO	X	X	X
VIEWS	X (semanal)	X	X	NO	NO
CITATIONS	X	--	X	NO	NO
AUTHORS FOLLOWED	--	--	x	NO	NO
AUTHORS FOLLOWING	--	X	X	NO	NO
DOCUMENTS FOLLOWED	--	--	X	NO	NO
DOCUMENTS FOLLOWING	--	--	NO	NO	NO
QUESTIONS FOLLOWING	--	--	x	NO	NO
QUESTIONS ASKED	--	--	x	NO	NO
ANSWERS	--	X	NO	NO	NO
IMPACT POINTS	--	--	X	X	X
AVERAGE IMPACT POINTS	--	--	--	X	NO
RG SCORE	--	--	X	NO	X
MEMBERS	--	--	--	X	X

A - Perfil académico

- ESTADÍSTICAS GENERALES

READS

Summary reads:

Número de lecturas del sumario

On-Page reads

Número de lecturas online en la plataforma

File downloads

Número de descargas del artículo

A - Perfil académico

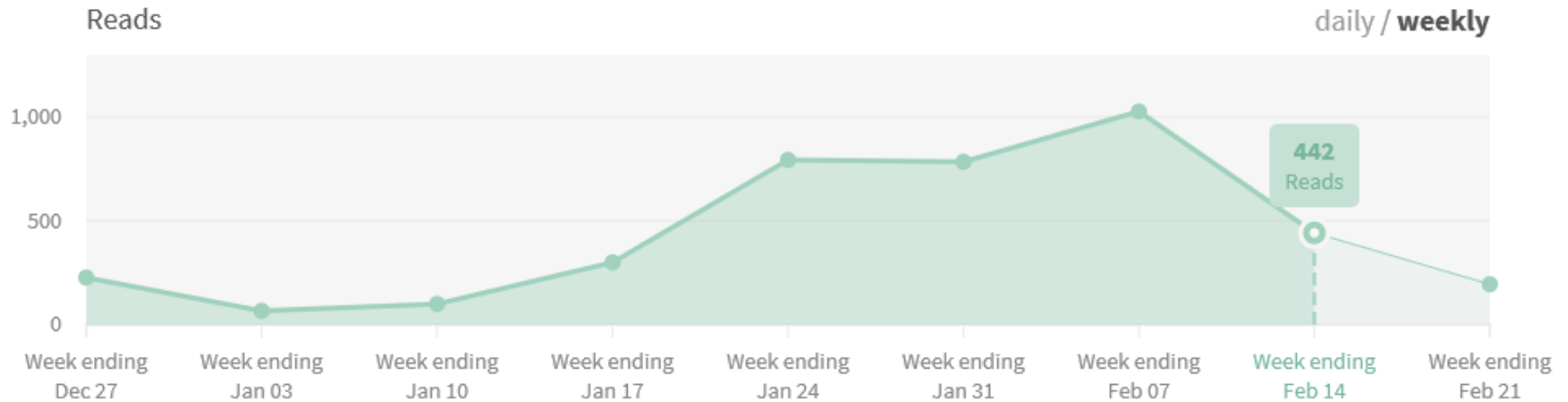
■ ESTADÍSTICAS GENERALES

READS

READS

7,592

Last week: 442




Métricas totales por día y semana

A - Perfil académico

■ ESTADÍSTICAS GENERALES

READS

Philip David Roberts
Centre for Agricultural Bioscience Intern...



[FOLLOW](#)

Read:
The counting house, measuring those who count: Presence of Bibliometri...

Marta Du Vall
Andrzej Frycz Modrzewski Krakow Unive...



[FOLLOW](#)

Read:
The counting house, measuring those who count: Presence of Bibliometri...

Josmel Pacheco-Mendoza



[FOLLOW](#)

Read:
The counting house, measuring those who count: Presence of Bibliometri...

Keita Bando



Read:
The counting house, measuring those who count: Presence of Bibliometri...

Quién lee qué...

A - Perfil académico

■ ESTADÍSTICAS GENERALES

READS

Reads by institution

[SEE MORE](#)



Centre for Agricultural Bioscience International

Wallingford, United Kingdom

4



University of Malaga

Málaga, Spain

6



Leibniz-Institute of Freshwater Ecology and Inland Fisheries

Berlin, Germany

4



Högskolan i Borås

Borås, Sweden

3

Reads by country

[SEE MORE](#)



United States

106



Spain

77



France

41



United Kingdom

39



Germany

32



Slovakia

26



Canada

16

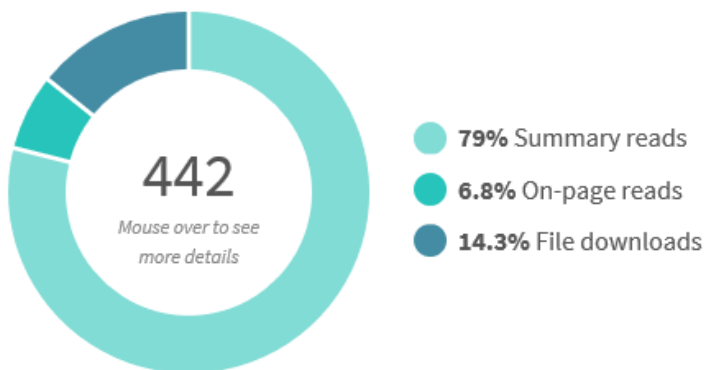
Desde dónde nos leen...

A - Perfil académico

■ ESTADÍSTICAS GENERALES

READS

Reads breakdown



Top read publications

[SEE MORE](#)

WORKING PAPER

The counting house, measuring those who count: Presence of Bibliometrics, Scientometrics, Informetri... 393

Alberto Martín-Martín, [...], Emilio Delgado López-Cózar
EC3 Reseach Group: Evaluación de la Ciencia y de la Comunicación Científica
Universidad de Granada and Universidad Politécnica de Valencia (Spain)
Version: 1 In Progress

TECHNICAL REPORT

Proceedings Scholar Metrics: H Index of proceedings on Computer Science, Electrical & Electronic Eng... 31

Alberto Martín-Martín, [...], Emilio Delgado López-Cózar
Report number: EC3 Reports, 15 Affiliation: Universidad de Granada

Qué leen y cómo nos leen...

A - Perfil académico

■ ESTADÍSTICAS GENERALES

CITATIONS





Cuánto nos citan...

A - Perfil académico

■ ESTADÍSTICAS GENERALES

CITATIONS

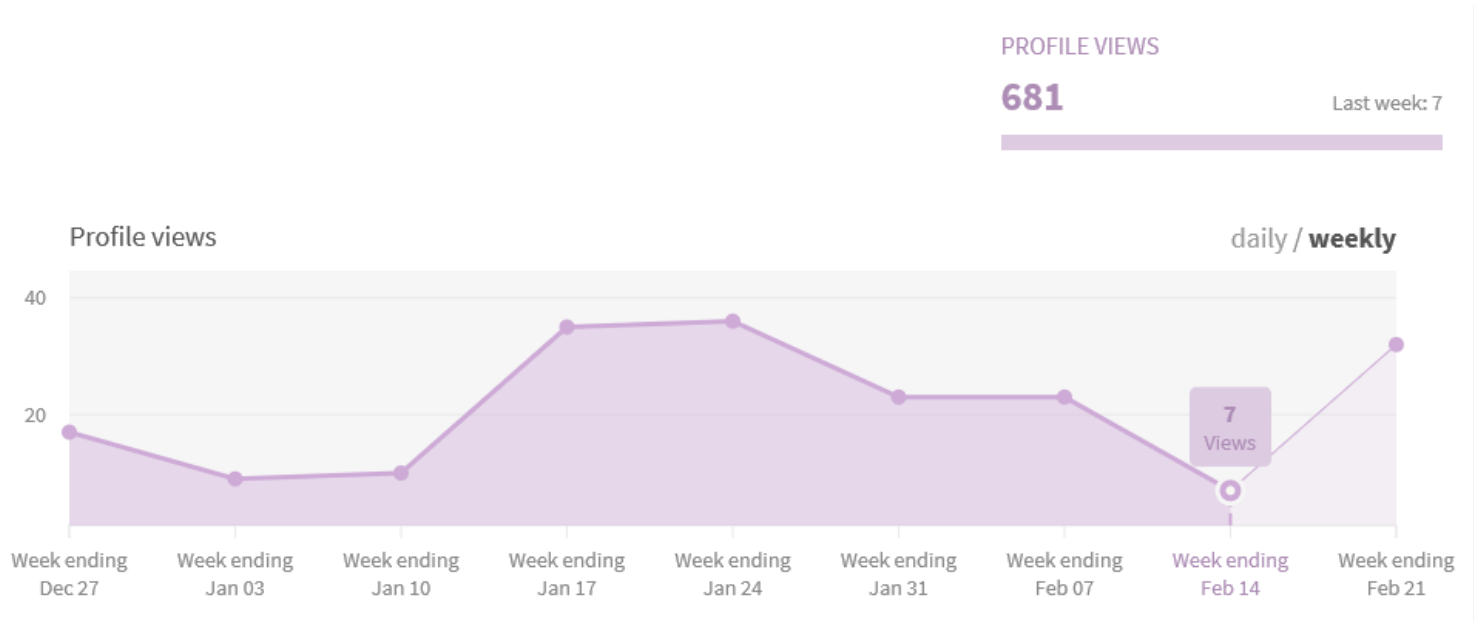
<p>CITED TECHNICAL REPORT About the size of Google Scholar: playing the num...</p>	<p>CITED ARTICLE The silent fading of an academic search engine: Th...</p>
<p>CITED IN: RLetters: A Web-Based Application for Text Analysis of Journal Article...</p>	<p>CITED IN: Research collaboration and topic trends in Computer Science based on t...</p>
<p>Article · January 2016 · PLoS ONE</p>	<p>Article · January 2016</p>
 <p>Charles Hamlin Pence Louisiana State University</p> <p>FOLLOW</p>	 <p>Yan Wu</p> <p>INVITE</p> <p>SEE MORE AUTHORS</p>

Quién nos cita qué...

A - Perfil académico

■ ESTADÍSTICAS GENERALES

PERFIL



Quién visita nuestro perfil...

A - Perfil académico

■ RG SCORE: LA JOYA DE LA CORONA



Contribuciones



Interacciones



Reputación

 **RG Score**

A new way to measure scientific reputation.

RG Score. *ResearchGate*

<https://www.researchgate.net/publicprofile.RGScoreFAQ.html>

The ResearchGate Score: a good example of bad metric. LSE Impact Blog.

<http://blogs.lse.ac.uk/impactofsocialsciences/2015/12/09/the-researchgate-score-a-good-example-of-a-bad-metric/>

A - Perfil académico

■ RG SCORE: LA JOYA DE LA CORONA

22.09 → Valor absoluto
RG Score

A new way to measure scientific reputation.

The RG Score takes **all** your research and turns it into a source of reputation.

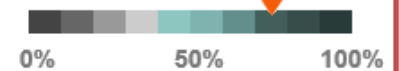


Tu valor respecto a los demás

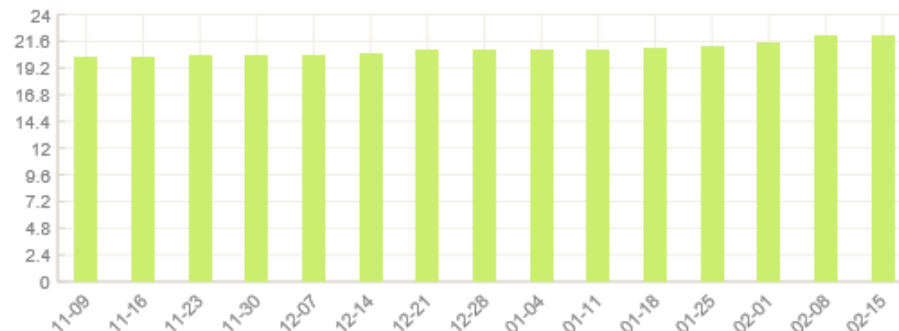


PERCENTILE

Your score is higher than 75% of ResearchGate members'.



RG SCORE OVER TIME



Tu valor en el tiempo

How does the RG Score work?

Your RG Score is calculated based on the publications in your profile and how other researchers interact with your content on ResearchGate.

Please note: We are currently working on enriching publications with more data. You may notice a few changes to your RG Score as a result.

[Learn more](#)

A - Perfil académico

■ RG SCORE: LA JOYA DE LA CORONA

32.64

RG Score

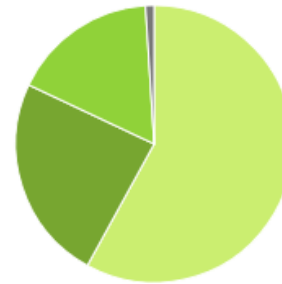
A new way to measure scientific reputation.

The RG Score takes all your research and turns it into a source of reputation.

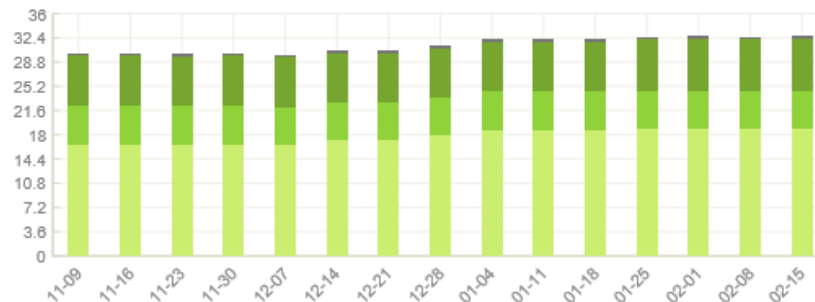
Participación diversificada



- PUBLICATIONS
- QUESTIONS
- ANSWERS
- FOLLOWERS



RG SCORE OVER TIME



A - Perfil académico

■ Invitación de colegas

Send account nominations · 5 remaining

Account nominations let you recommend peers to become a part of the ResearchGate community. Nominate people who you think will make a valuable addition to your network and send them an invitation. [Learn more »](#)

Dear {name},

I've invited you to join my network on ResearchGate. This message includes a personal link for you to sign up.

Avisa a tus colegas para que se construyan un perfil en ResearchGate

A - Perfil académico

■ Configuración

- Cuenta
- Privacidad
- Notificaciones
- Conexión con otros servicios
- Invitaciones

A - Perfil académico

■ CONFIGURACIÓN DE LA CUENTA

Name

Degree

Alternative name

Institution

Gender

E-mail

Password

Photo

Time zone

Borrar cuenta 

No seas tímido



Albert-Laszlo Barabasi  47.47

Northeastern University, Boston - Department of Physics

OVERVIEW

CONTRIBUTIONS

INFO

STATS

RG SCORE

399

PUBLICATIONS

18.56k

Reads

79,612

Citations

3,103.18

Impact Points

[View stats](#)

Delete your Account

If you delete your account, you will not be able to re-activate it later.

Please check the [Privacy Settings](#) and [Notifications Settings](#) to make sure your problem can't be resolved there or [contact us](#) with any question you have.

Delete my Account

A - Perfil académico

■ CONFIGURACIÓN DE LA PRIVACIDAD

Privacy Settings

Basic data

Your general information (e.g. discipline, degree and institution) is visible to everyone.

Research data

Select who can see your research data e.g. research projects, skills and research vita.

→ **Quién puede ver tu CV?**

Reader data

Allow other researchers to see that you've read their publications.

→ **Quién puede saber qué lees?**

Contact data

Only your mutual followers can see your contact details e.g. address or phone number.

Public profile

If enabled, your privacy settings will be mirrored for your public profile.

Please note: we will never display your contact details (e.g. phone number or address) publicly.

Enable my public page

→ **Ocultar tu perfil**

My public page address

→ **Personaliza el URL**

Display my profile photo on my public page

Display my questions and answers on public pages

Add cover pages to my publications with details such as authors and stats, and enrich the full-text with publication information and clickable links.

→ **Añade cubierta**

A - Perfil académico

■ CONFIGURACIÓN DE LAS NOTIFICACIONES

> Profile	ALL <input checked="" type="checkbox"/>
> Network	CUSTOM <input checked="" type="checkbox"/>
> Q&A	ALL <input checked="" type="checkbox"/>
> Institutions	ALL <input checked="" type="checkbox"/>
> Your publications	ALL <input checked="" type="checkbox"/>
> Jobs	CUSTOM <input checked="" type="checkbox"/>
> Stats	ALL <input checked="" type="checkbox"/>
> General notifications	ALL <input checked="" type="checkbox"/>

Emails Settings

- Pause emails that I don't open or interact with for a while
- Include my name in the from field when notifying my connections of my activity

52 tipos distintos de notificaciones

Gestionar para evitar bombardeo de emails

A - Perfil académico

■ CONEXIÓN A OTROS **SERVICIOS**

Connect your ResearchGate account with other services to find researchers and share updates.

Your account is connected with Facebook ([Disconnect](#))

Your account is connected with LinkedIn ([Disconnect](#))

 [Connect with Google](#)

Precaución:
Consentir intercambio de información
(Google, Facebook y LinkedIn)

A - Perfil académico

■ CONFIGURACIÓN DE LAS INVITACIONES (I)

Turn on all (11)	Invitee	Invitation type
<input type="checkbox"/>	J.-A. Ontalba-Ruipérez	Co-author
<input type="checkbox"/>	Lledó Felip Vidal	Co-author
<input type="checkbox"/>	Felip Vidal	Co-author
<input type="checkbox"/>	Alicia Selles Carot	Co-author
<input type="checkbox"/>	Juan Antonio Pastor-Sánchez	Co-author

Duplicados



Precaución:
Invitaciones automáticas a coautores

A - Perfil académico

■ CONFIGURACIÓN DE LAS INVITACIONES (II)

Sent Invitations

You have not yet invited any researchers.

Invitees who joined

None of the researchers you invited have joined ResearchGate yet.

**Invitaciones enviadas:
Gestión y monitorización de usuarios invitados**

El sistema premia la invitación a usuarios

A - Perfil académico

■ Ayuda

Help Center

Getting started

- Signing up
- Connecting with other researchers
- Inviting colleagues to ResearchGate

Account settings

- Passwords
- Updating your account name
- Managing your email settings

Frequently asked questions

- › My email address isn't recognized. Can I still sign up?
- › I haven't received the account activation email
- › Forgot your password?
- › I haven't received the password reset email
- › Changing your login email address
- › How do I delete my publication's full-text?
- › I've discovered a profile in my name. What can I do?
- › I have two profiles - why did this happen and how can I fix it?

De obligada lectura!

B - Inicio

■ Timeline

SEGUIMIENTO DE ACTIVIDADES



Zaida Chinchilla-Rodríguez

followed a question

YESTERDAY

Actividad

Cuándo

NEW QUESTION

Are there any research papers available that establish that references can be useful in establishing connection between an article and a subject area?

Cited references we can say are the main motivation that an author takes in preparing the current article. These cited references carry important information regarding establishing connectio...

ANSWER FOLLOW

13 VIEWS

Métricas

Acciones a preguntas

B - Inicio

■ Timeline


SEGUIMIENTO DE ACTIVIDADES



Thed Van Leeuwen

added a full-text to an article

FEB 19



Imágenes

ARTICLE

Using Google Scholar in research evaluation of humanities and social science programs: A comparison with Web of Science data



Texto completo

February 2016 · Research Evaluation 02/2016;
DOI:10.1093/reseval/rvv049

Ad A.M. Prins · Rodrigo Costas · Thed N. van Leeuwen · Paul F. Wouters

B - Inicio

■ Timeline

HITOS DE LAS PERSONAS QUE SIGO (Following)



Daniel Torres-Salinas

Your co-author's article reached **100 reads**

LIKE

ARTICLE

Google Scholar como herramienta para la evaluación científica

September 2009 · El Profesional de la Información 09/2009; 18(5).
DOI:10.3145/epi.2009.sep.03



Source

Daniel Torres-Salinas · Rafael Ruiz-Pérez · Emilio Delgado-Lopez-Cozar

Abstract: Google Scholar is a search engine that specializes in scientific information and in the identification of the citations that academic papers receive, making it a strong competitor for oth...

DOWNLOAD FOLLOW

24 CITATIONS 100 READS

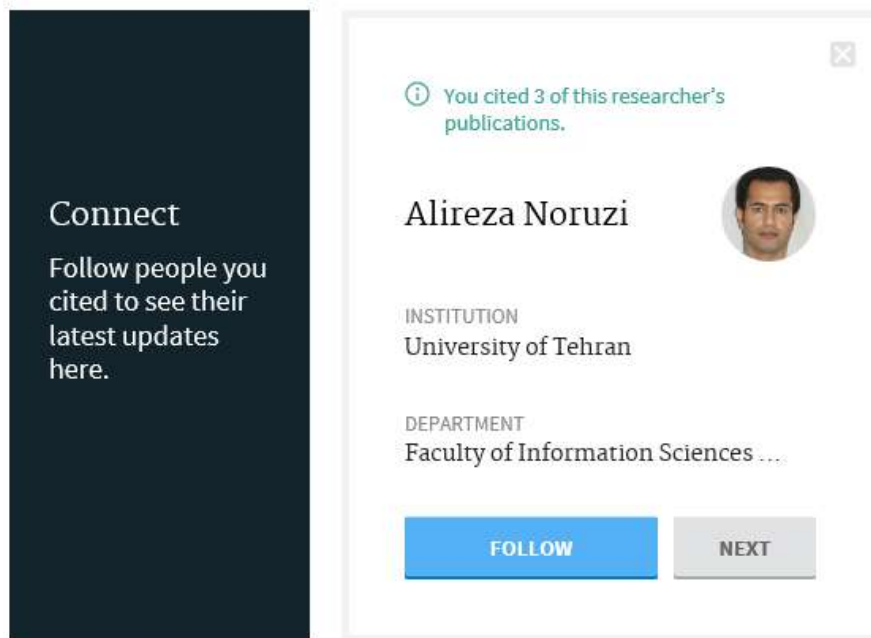
Acciones a trabajos

Métricas

B - Inicio

■ Timeline

RECOMENDACIÓN DE AUTORES



The image shows a recommendation card for a researcher. On the left, a dark blue vertical bar contains the text "Connect" and "Follow people you cited to see their latest updates here." The main card is white and features a notification: "You cited 3 of this researcher's publications." Below this is the name "Alireza Noruzi" and a circular profile picture. Further down, it lists "INSTITUTION: University of Tehran" and "DEPARTMENT: Faculty of Information Sciences ...". At the bottom, there are two buttons: a blue "FOLLOW" button and a grey "NEXT" button.

- En tu red extendida
- Has citado sus trabajos
- Te han citado tus trabajos

B - Inicio

■ Timeline

RECOMENDACIÓN DE ARTÍCULOS



Recommended for you

ARTICLE

Estimating search engine index size variability: a 9-year longitudinal study

February 2016 · Scientometrics 02/2016; DOI:10.1007/s11192-016-1863-z

Antal van den Bosch · Toine Bogers · Maurice de Kunder

[REQUEST FULL-TEXT](#) [FOLLOW](#)

3 READS

B - Inicio

■ Timeline

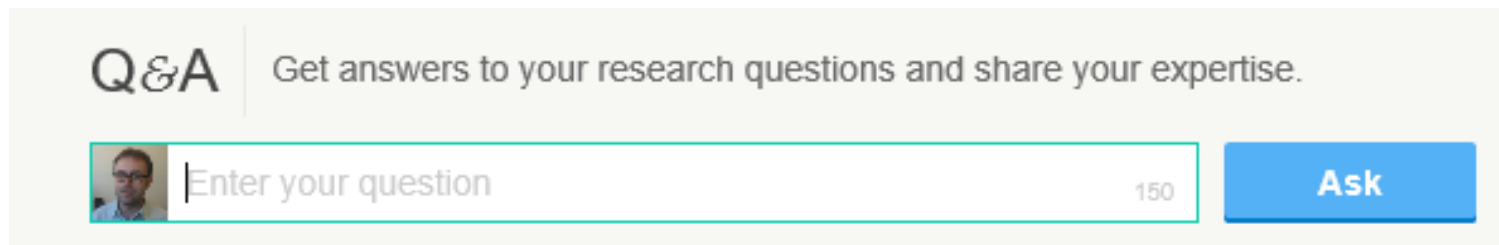
CUADRO DE SEGUIMIENTO

NIVEL	ACCIÓN	MÉTRICA
ARTÍCULOS	FOLLOW, DOWNLOAD, FULL-TEXT	CITATIONS, READS
PERSONAS	FOLLOW	NO
PREGUNTAS	FOLLOW, ANSWER	VIEWS


C - Preguntas

■ Questions & Answers (Q&A)

CAJA DE PREGUNTAS



Q&A | Get answers to your research questions and share your expertise.

 Enter your question 150 [Ask](#)

Interacciona con tu red de contactos, busca preguntas, contesta, lanza tus propias preguntas, y genera **discusión**

C - Preguntas

■ Questions & Answers (Q&A)

PREGUNTAS QUE PODRÍAS CONTESTAR



Deepjyoti Kalita asked a question: ×

Are there any research papers available that establish that references can be useful in establishing connection between an article and a subject area?

Cited references we can say are the main motivation that an author takes in preparing the current article. These cited references carry important information regarding establishing connection between ¹¹ [more]

New  4 researchers waiting for an answer

Follow

Answer

Sistema automático de recomendación de preguntas

C - Preguntas

■ Questions & Answers (Q&A)

PREGUNTAS QUE PODRÍAS CONTESTAR

Mohammad Hossein Yekta Kooshali
Guilan University of Medical Sciences

Hi, how can i convert or import scopus data into hist cite to analyze that sama as importing web of science data into histcite?

Hi, how can i convert or import scopus data into hist cite to analyze that sama as importing web of science data into histcite? thanks, im waiting for your answer

TOPICS

Webometrics Bibliometrics Scientometrics Scopus

11 days ago

Share 0 ▲ / 0 ▼

ALL ANSWERS (1)

Aboozar Ramezani · Guilan University of Medical Sciences
please use Convert software

11 days ago

Valora
pregunta



Valora
respuesta



Follow this question

Answer this question

QUESTION FOLLOWERS (3)



Views	26
Followers	3
Answers	1



Participa



Métricas

C - Preguntas

■ Questions & Answers (Q&A)

PREGUNTAS EN TU CAMPO



Maria Amélia Martins-Loução asked a question: ×

How can we speed up the time of publishing students work, without turn a frustration for their career? Is it getting worse?

Some data suggest that wait times have increased within certain subsets of journals, such as popular open-access ones and some of the most sought-after titles. At Nature, the median review time has [\[more\]](#)

 4 answers added

Follow

Answer



Followers

Preguntas etiquetadas en un campo incluido en tu perfil

C - Preguntas

■ Questions & Answers (Q&A)

PREGUNTAS QUE SIGUES



Rudolf Ritt asked a question in Analytical Thinking: ×

Do scientists tend to gain preferably informations which confirm their opinion and fade out contradictory statements?

I heard (Süddeutsche Zeitung, February 6/7th 2016), that people like to sit in a "reverberation chamber", they are consuming only informations which confirm their opinions, because it feels good [more]

 20 answers added · Last answer added Feb 10, 2016

Answer


Recopilación de preguntas a las que sigues

C - Preguntas

■ Questions & Answers (Q&A)

PREGUNTAS QUE HAS CONTESTADO

Your questions



Ask questions in Q&A to get help from experts in your field. Your questions will be collected here.

[Ask a question](#)

Al sistema le encantaría que participaras más...

C - Preguntas

■ Questions & Answers (Q&A)

PREGUNTAS POR CATEGORÍA



Mohammad Hossein Yekta Kooshali asked a question:

Hi, how can i convert or import scopus data into hist cite to analyze that sama as importing web of science data into histcite?

Hi, how can i convert or import scopus data into hist cite to analyze that sama as importing web of science data into histcite? thanks, im waiting for your answer

1 answer added

Follow

Answer



Savithry T K asked a question:

Does anyone have scientometric/bibliometric studies comparing Publication characteristics of Scientists and University teachers?

Does anyone have the literature comparing the publication characteristics/pattern of Scientists of R&D institutions with University teachers. Please share

12 answers added

Follow

Answer



Bibliometrics

100 Questions

664 Followers

The use of statistical methods in the analysis of a body of literature to reveal the historical development of subject fields and patterns of authorship, publication, and use. Formerly called statistical bibliography. (from The ALA Glossary of Library and Information Science, 1983)

[Follow this topic](#)

[Share this topic](#)

TOPIC FOLLOWERS (664)

[See all](#)



D - Ofertas de trabajo

Jobs

Q Search jobs

Advanced search

Buscador avanzado:
País, disciplina y posición

JOBS YOU MAY BE INTERESTED IN

Improve these suggestions



Get personalized job suggestions

We recommend jobs based on the information in your profile.
Complete your profile to get the best suggestions.

Complete your profile

Let us find your ideal research and postdoc candidates

Find out how ResearchGate can help you hire the best in science. [Find out more here.](#)

Post a job



The University Of Sheffield.

Research Manager - Higher Education Res...
The University of Sheffield
Sheffield, England, United Kingdom



EUROPEAN VACCINE INITIATIVE

Senior Project Manager
European Vaccine Initiative
Heidelberg, Germany

Crea ofertas de trabajo

Ofertas de trabajo recomendadas

D - Ofertas de trabajo

Employer information

Employer name

Department

Contact phone number

Your phone number will not be disclosed to candidates.



Edit image

Job information

Job title

Please only one position per job posting.

Position

Job location

Your reference number (optional)

Post your job in minutes

- 1 What's the position?
- 2 Features and pricing
- 3 Job description
- 4 Preview
- 5 Checkout

All changes saved in drafts

Crear ofertas de trabajo personalizada en 5 pasos

D - Ofertas de trabajo

Jobs / Job post



Senior Project Manager

Project Manager

Posted on 04 Feb 2016

European Vaccine Initiative

Germany, Heidelberg

Apply for this job

12 days left to apply

3 of your skills match this job.

[Update skills](#)

JOB DESCRIPTION

Responsibilities:

- To facilitate delivery of projects to agreed time lines, quality and budget.
- To ensure effective planning of projects including drafting efficient work plans and Gantt charts.
- To monitor the progress of projects in terms of deliverables, milestones etc. using dedicated project management tools, and to advance projects within defined parameters.
- To coordinate and ensure preparation and presentation of reports, project budgets and financial evaluations to tight timelines.

Keep up to date with the latest jobs in your field

I'd like to receive jobs via email once a month

SHARE THIS JOB WITH SOMEONE YOU KNOW



Recommend this job to colleagues, researchers from your network, or someone you know.



Share this job

RESEARCHERS ALSO APPLIED FOR

[View more](#)



Postdoctoral Research Associate - Bacterial I... ✕

The University of Sheffield
Sheffield, England, United Kingdom



Postdoctoral Fellowship - Confocal Microsc... ✕

São Paulo State University
Presidente Prudente, Brazil

SHARE THIS JOB



Consultar y compartir ofertas de trabajo recomendadas

E - Bonus Track

- **Additional features**
 - Search
 - Updates
 - Messages
 - Requests

E - Bonus Track

■ BUSCADOR GENERAL

The screenshot shows a search interface with the following elements:

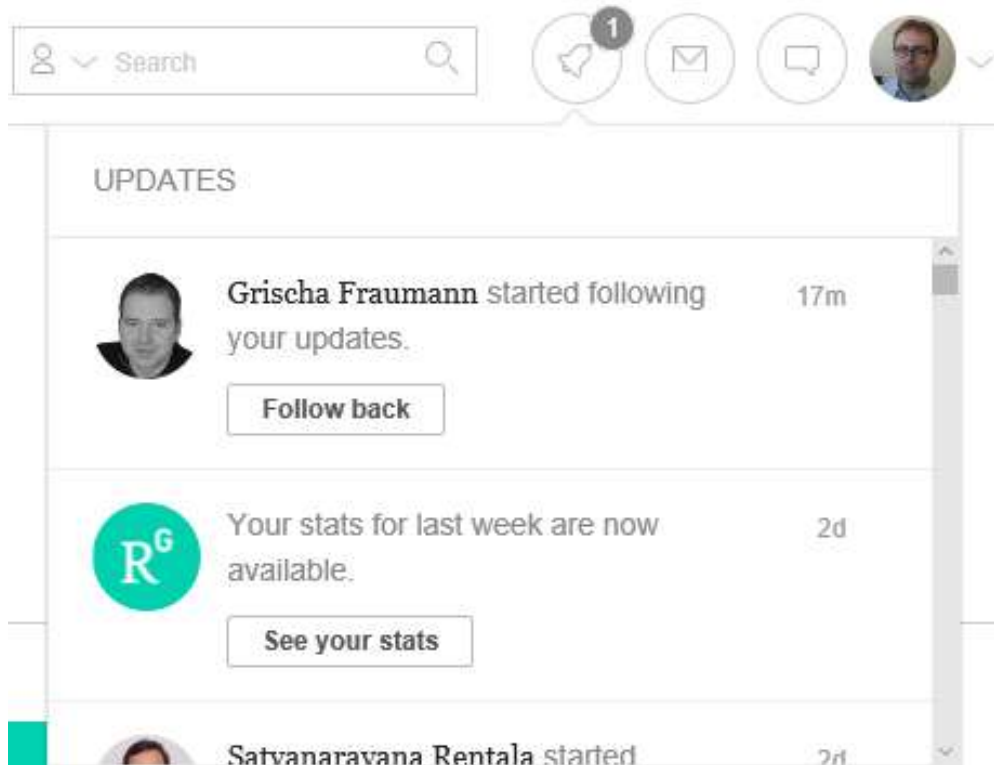
- Navigation tabs: QUESTIONS, JOBS
- Search bar: Search
- Search input: Thelwall
- Dropdown menu: RESEARCHERS, PUBLICATIONS, JOBS, QUESTIONS
- Results list:
 - Simon Thelwall (Public Health England) - 4.74 - 5.77 - Follow
 - Mike Thelwall (University of Wolverhampton) - 42.99 - 418.42
 - Sarah Thelwall (Institut Supérieur des Arts) - 4.89 - 2.84 - Follow
- Filter sidebar: Browse results by
 - RESEARCHERS - 3
 - TOPICS - 0
 - QUESTIONS - 6
 - PUBLICATIONS - 100+
 - OPEN REVIEWS - 0
 - JOBS - 0
 - INSTITUTIONS - 0
 - DEPARTMENTS - 0

Annotations with red arrows:

- Busca**: Points to the search bar.
- Selecciona**: Points to the dropdown menu.
- Resultados**: Points to the list of search results.
- Filtra**: Points to the filter sidebar.

E - Bonus Track

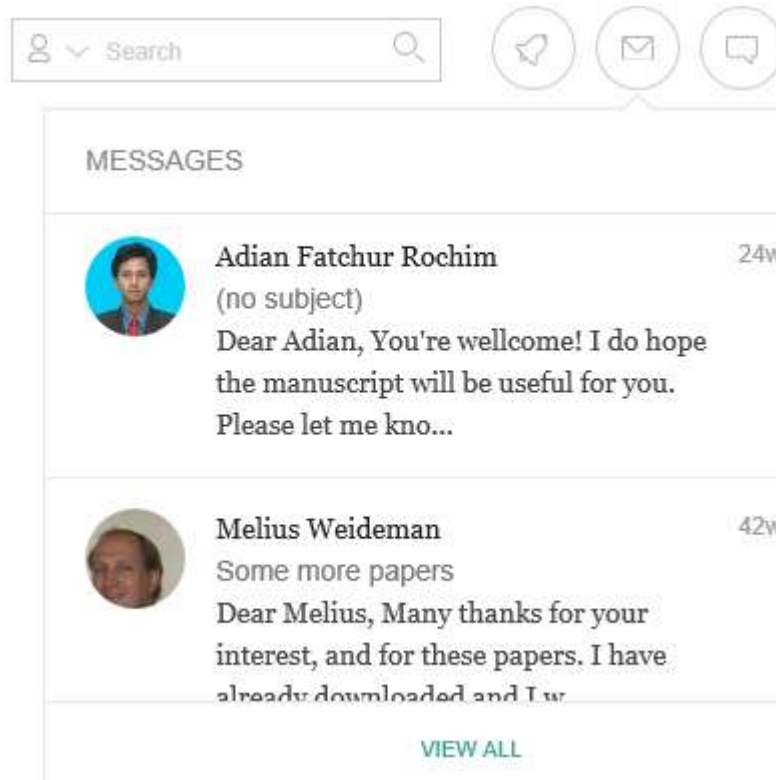
■ ACTUALIZACIONES



Monitoriza las actualizaciones de tu perfil

E - Bonus Track

■ MENSAJES



Monitoriza los mensajes directos recibidos

E - Bonus Track

■ SOLICITUDES



To: Isidro F. Aguillo, Víctor Manuel Pareja, ...

Full-text request

Ciencia y tecnología españolas en Internet: valoración a través de la presencia de organismos públic...

1y



Solicitud de texto completo

Recordatorios



REQUESTS

RESEARCH YOU RECEIVED

RESEARCH YOU REQUESTED

Full-texts

Supplementary resources

RESEARCH YOU SENT

Are you still waiting for full-texts you requested?

1 of the full-text requests you made is still pending.
Resend it now to get the full-text even faster.

[View request](#)

[Resend request](#)

Monitoriza todas las solicitudes de material realizadas y recibidas

F - Tipos de perfil

- De investigador
- De institución
- De revista

F - Tipos de perfil

■ De investigador

https://www.researchgate.net/profile/Eric_Topol



Eric J Topol  53.97

The Scripps Research Institute, La Jolla

Follow

OVERVIEW

CONTRIBUTIONS

INFO

STATS

RG SCORE

825

PUBLICATIONS

12.87k

Reads

49,224

Citations

9,790.23

Impact Points

View stats



The Scripps Research Institute

La Jolla, California, United States

FEATURED PUBLICATIONS

View all



Article: **Time for a prepublication culture in clinical research?**

Michael S. Lauer · Harlan M. Krumholz · Eric J. Topol

14

Reads

0

Citations

TOP CO-AUTHORS

View all



Stephen G Ellis

 51.98 ·  5908.38 · (126)

Cleveland Clinic

Follow



Christopher B Granger

 54.44 ·  9744.14 · (97)

Duke University

Follow



Deepak Bhatt

 53.14 ·  7016.71 · (85)

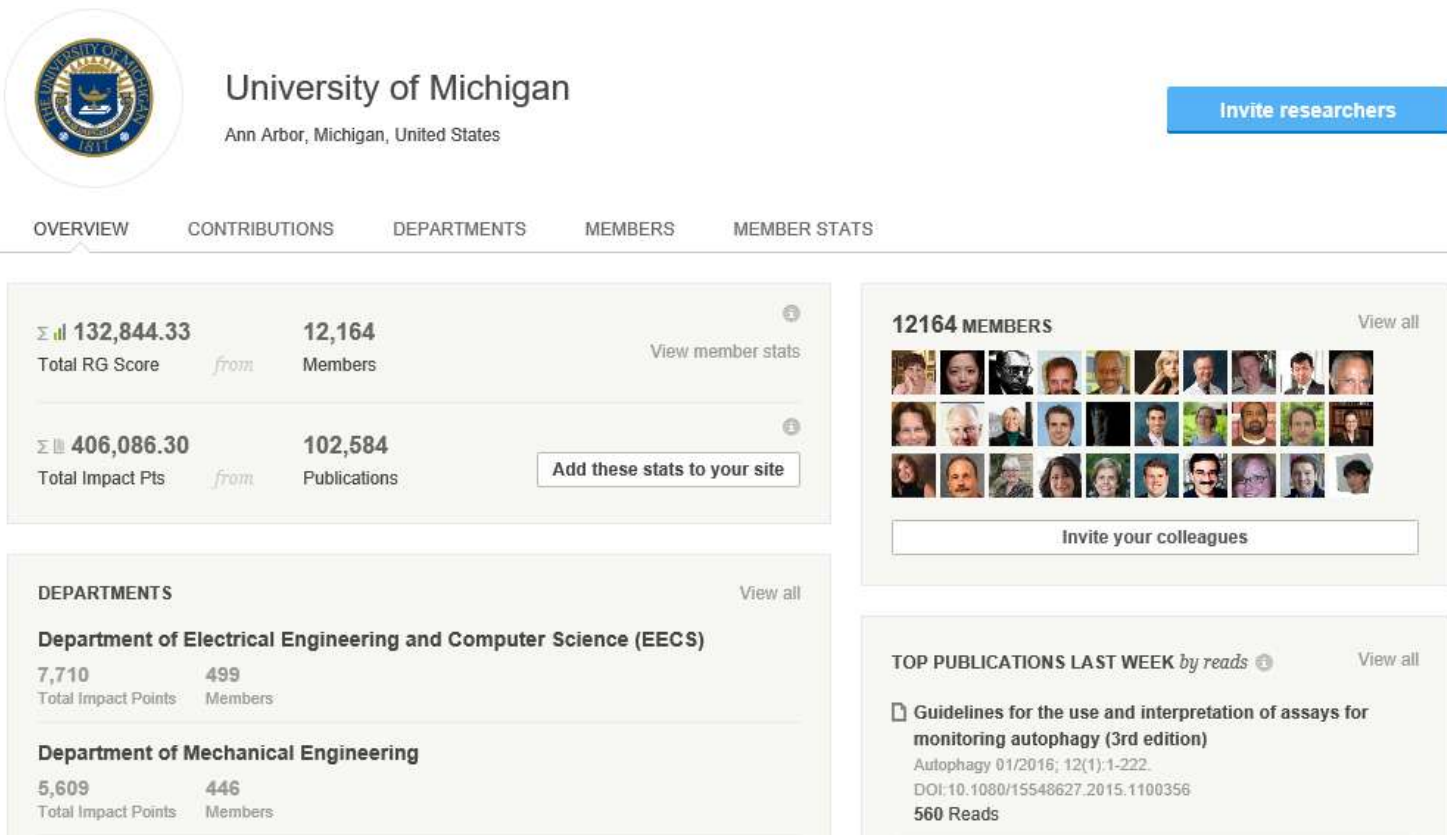
rccl

Follow

F - Tipos de perfil

■ De institución

https://www.researchgate.net/institution/University_of_Michigan



The screenshot shows the profile page for the University of Michigan on ResearchGate. At the top left is the university's logo, followed by the name "University of Michigan" and its location "Ann Arbor, Michigan, United States". A blue button labeled "Invite researchers" is on the right. Below this is a navigation menu with tabs for OVERVIEW, CONTRIBUTIONS, DEPARTMENTS, MEMBERS, and MEMBER STATS. The main content area is divided into several sections:

- Summary Statistics:** A table showing "Total RG Score" (132,844.33) and "Members" (12,164), and "Total Impact Pts" (406,086.30) and "Publications" (102,584). A button "Add these stats to your site" is present.
- Members:** A section titled "12164 MEMBERS" with a "View all" link and a grid of member profile pictures. Below the grid is a button "Invite your colleagues".
- Departments:** A section titled "DEPARTMENTS" with a "View all" link. It lists two departments: "Department of Electrical Engineering and Computer Science (EECS)" with 7,710 Total Impact Points and 499 Members, and "Department of Mechanical Engineering" with 5,609 Total Impact Points and 446 Members.
- Top Publications:** A section titled "TOP PUBLICATIONS LAST WEEK by reads" with a "View all" link. It features a publication titled "Guidelines for the use and interpretation of assays for monitoring autophagy (3rd edition)" with 560 Reads.

F - Tipos de perfil

■ De institución


Institutions

Explore stats for thousands of institutions on ResearchGate

Select continent or region ▾ RG Score - Total ▾

 ✕ [View full list](#)

- University of Michigan, Ann Arbor, United States
- Michigan State University, East Lansing, United States
- Western Michigan University, Kalamazoo, United States
- Michigan Technological University, Houghton, United States
- State of Michigan, Lansing, United States
- Central Michigan University, United States
- Wayne State University, Detroit, United States
- University of Michigan-Flint, Flint, United States
- Retina Specialists of Michigan, Grand Rapids, United States
- Detroit Medical Center, Detroit, United States


Buscador

Σ RG Score - Total

The RG Score measures reputation and impact based on how a researcher's work is received by their peers. This list shows institutions by the sum of the RG Scores of their individual members using ResearchGate. [Learn more](#)

YOUR INSTITUTION

 **Universitat Politècnica de València**
Institute for Design of Automated Production and Manufacturing Systems (IDF) [See position](#)

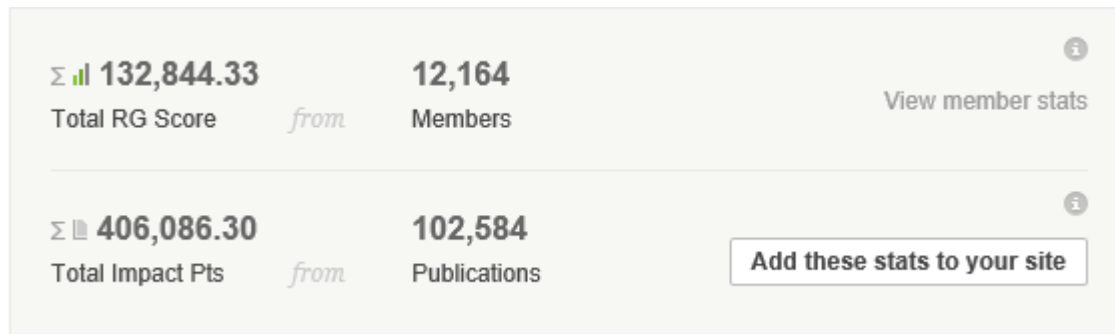
How do I improve my institution's stats? [Show](#)

TOP 5 BY TOTAL RG SCORE IN UNITED STATES ▾

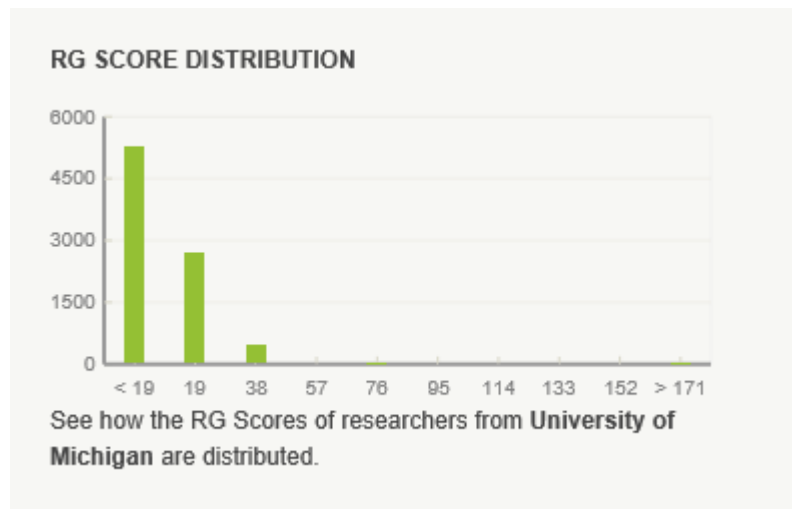
1	 University of Michigan Ann Arbor	132,844.33
2	 University of Washington Seatt... Seattle	116,492.37
3	 Stanford University Stanford	113,839.09
4	 University of California, Los... Los Angeles	99,986.92
5	 University of California, San... San Diego	92,924.07

F - Tipos de perfil

■ OVERVIEW – MÉTRICAS (I): IMPACTO



Métricas agregadas



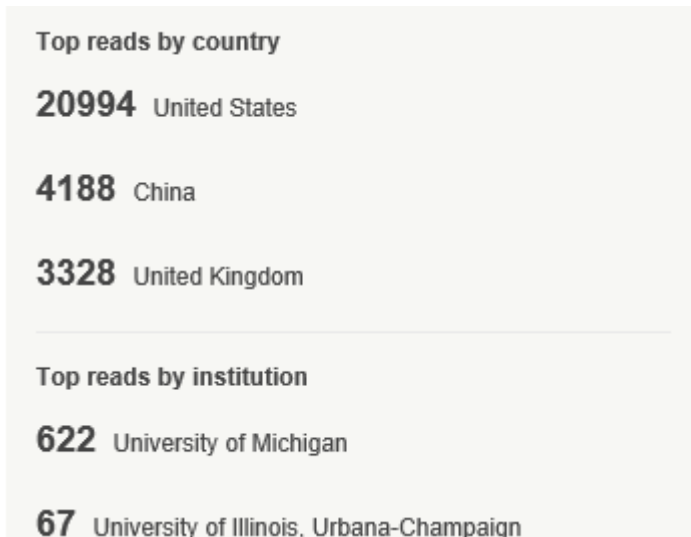
Distribución de los valores RG Score dentro de institución

F - Tipos de perfil

■ OVERVIEW – MÉTRICAS (II): READS



Reads por semana



Procedencia de los Reads

F - Tipos de perfil

■ OVERVIEW – COLABORACIÓN



Datos de
colaboración
científica



NO se ofrecen
métricas

F - Tipos de perfil

■ PRODUCCIÓN



Source:

Article: Plant Diversity, Soil Microbial Communities, and Ecosystem Function: Are There Any Links?

Donald R. Zak · William E. Holmes · David C. White · Aaron D. Peacock · And David Tilman

[\[Show abstract\]](#)

Full-text · Article · Jan 2042 · Ecology

Download

Follow



Artículos incluidos a
RG por miembros
de la institución



Source:

Article: A Framework to Understand Effect of Building Systems Deterioration on Life Cycle Energy

Albert Thomas · Carol C. Menassa · Vineet R. Kamat

[\[Show abstract\]](#)

Full-text · Article · Dec 2015 · Procedia Engineering

Download

Follow

F - Tipos de perfil

■ PRODUCCIÓN

MEMBER ACTIVITY



[Andrew Grogan-Kaylor](#)

3H

added a full-text to an article

ARTICLE

Conflict Appraisals in a Multiethnic Sample of Children Exposed to Intimate Partner Violence



Source

February 2016 - Journal of Family Violence 02/2016;
DOI:10.1007/s10896-016-9805-3

Maria M. Galano · Andrew C. Grogan-Kaylor ·
Hannah M. Clark · Nora Montalvo Liendo · Sandra

MEMBER ACTIVITY

Recently published

Forthcoming

RECENT PUBLICATIONS

TOP PUBLICATIONS LAST WEEK *by reads* ⓘ

Guidelines for the use and interpretation of assays for monitoring autophagy (3rd edition)
Autophagy 01/2016; 12(1):1-222. DOI:10.1080/15548627.2015.1100356
560 Reads

Empowerment theory: Research and applications
American Journal of Community Psychology 11/1995; 23(5):569-79.
DOI:10.1007/BF02506982
277 Reads



Actividad reciente de los miembros

F - Tipos de perfil

■ DEPARTAMENTOS - COMPOSICIÓN

DEPARTMENTS Sorted by: Member count ▾

Department of Electrical Engineering and Computer Science (EECS)	
7,710	499
Total Impact Points	Members

Department of Mechanical Engineering	
5,609	446
Total Impact Points	Members

Department of Internal Medicine	
48,654	333
Total Impact Points	Members

Department of Psychology	
9,800	302
Total Impact Points	Members

Medical School	
5,715	282
Total Impact Points	Members



ENTIDADES CON MÉTRICAS

FIND A DEPARTMENT

Q | Use the drop-down or start typing ▾

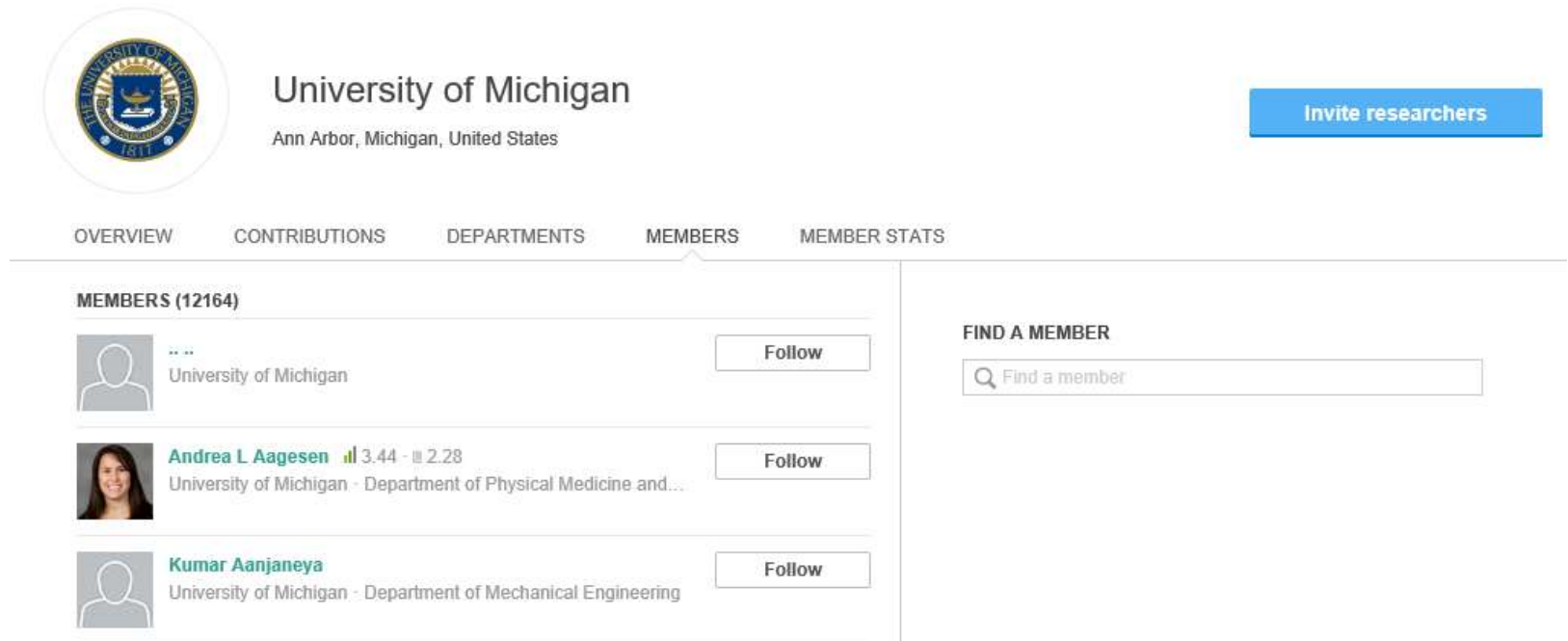
- Addiction Research Center
- African Studies Center
- Architecture Division
- Behavioral Biomechanics Laboratory
- Cardiovascular Center (CVC)
- Center for Arrhythmia Research
- Center for Bioethics and Social Sciences in Medicine
- Center for Chemical Genomics
- Center for Chinese Studies
- Center for Ergonomics



BUSCADOR DE ENTIDADES

F - Tipos de perfil

■ MIEMBROS - COMPOSICIÓN



The screenshot displays the profile page for the University of Michigan. At the top left is the university's seal. To its right, the text reads "University of Michigan" and "Ann Arbor, Michigan, United States". A blue button labeled "Invite researchers" is positioned in the top right corner. Below this is a navigation bar with tabs for "OVERVIEW", "CONTRIBUTIONS", "DEPARTMENTS", "MEMBERS", and "MEMBER STATS". The "MEMBERS" tab is selected, showing a list of 12164 members. The list includes three entries: a generic profile icon, "Andrea L Aagesen" (with metrics 3.44 and 2.28), and "Kumar Aanjaneya". Each entry has a "Follow" button. To the right of the member list is a search bar titled "FIND A MEMBER" with the placeholder text "Find a member".



AUTORES CON MÉTRICAS



BUSCADOR DE AUTORES

F - Tipos de perfil

■ MIEMBROS - ESTADÍSTICAS

Última semana

TOP PUBLICATIONS *by reads*

Guidelines for the use and interpretation of assays for monitoring autophagy (3rd edition)
Autophagy 01/2016; 12(1):1-222. DOI:10.1080/15548627.2015.1100356
560 Reads

Empowerment theory: Research and applications
American Journal of Community Psychology 11/1995; 23(5):569-79. DOI:10.1007/BF02506982
277 Reads

The Toyota Way
01/2004; McGraw Hill. ISBN: 978-0071392310
273 Reads



**PUBLICACIONES
CON MÁS READS**

POPULAR MEMBERS *by reads*

 **Daniel J Klionsky**
50.74 - 3692.25

 **Margit Burmeister**
53.11 - 1302.12

 **Xu Liu** 9.49 - 21.08

 **Mara C Duncan**
29.12 - 216.97

 **Hana Popelka**
31.24 - 157.27



**AUTORES
RELEVANTES**

F - Tipos de perfil

■ De revista

https://www.researchgate.net/journal/0138-9130_Scientometrics

Scientometrics (SCIENTOMETRICS)

Publisher: Akadémiai Kiadó

JOURNAL DESCRIPTION

Scientometrics aims at publishing original studies short communications preliminary reports review papers letters to the editor and book reviews on scientometrics. The topics covered are results of research concerned with the quantitative features and characteristics of science. Emphasis is placed on investigations in which the development and mechanism of science are studied by means of (statistical) mathematical methods. The Journal also provides the reader with important up-to-date information about international meetings and events in scientometrics and related fields. Appropriate bibliographic compilations are published as a separate section. Due to its fully interdisciplinary character Scientometrics is indispensable to research workers and research administrators throughout the world. It provides valuable assistance to librarians and documentalists in central scientific agencies ministries research institutes and laboratories. Scientometrics includes the Journal of Research Communication Studies. Consequently its aims and scope cover that of the latter namely to bring the results of research investigations together in one place in such a form that they will be of use not only to the investigators themselves but also to the entrepreneurs and research workers who form the object of these studies.

Current impact factor: 2.18

IMPACT FACTOR RANKINGS

2016 Impact Factor Available summer 2017

2014 / 2015 Impact Factor 2.183

F - Tipos de perfil

■ De revista

https://www.researchgate.net/journal/0138-9130_Scientometrics

PUBLISHER DETAILS

EPI SCP

Pre-print Author cannot archive a pre-print version

Post-print Author can archive a post-print version

Conditions On author's personal website, institutional website or open access repository
Published source must be acknowledged
Must link to publisher version
Publisher's version/PDF may be used

Copyright [Copyright Policy \(Spanish\)](#)

Classification  blue

PUBLICATIONS IN THIS JOURNAL



Article: Volunteer participation in citizen science projects

Núria Ferran-Ferrer

No preview · Article · Dec 2015 · El Profesional de la Informacion

Request full-text

Follow



Condiciones
Open Access

Artículos
destacados

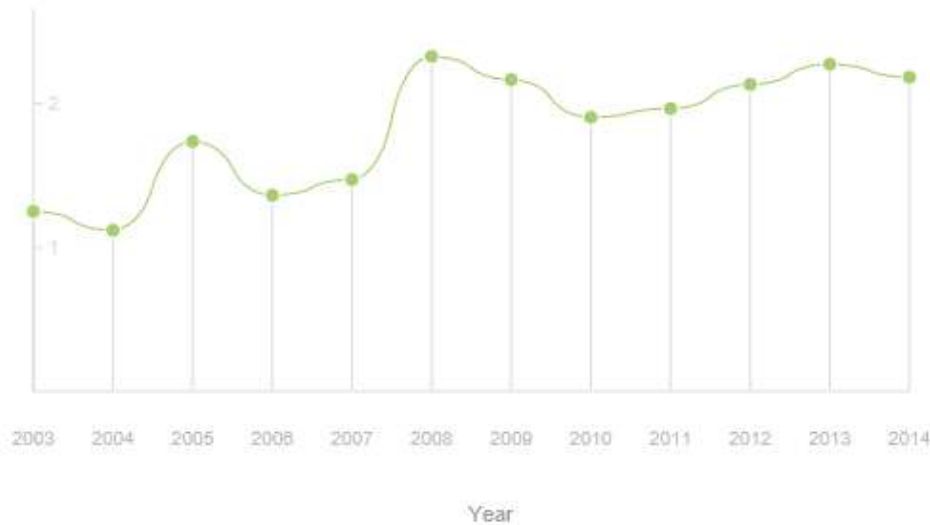
F - Tipos de perfil

■ De revista

https://www.researchgate.net/journal/0138-9130_Scientometrics

IMPACT FACTOR OVER TIME

Impact factor



Consulta la
evolución del
Factor de
impacto

G - Términos y condiciones

Cuidado

■ ARTÍCULO 2.2

The Provider does not represent or warrant that the Service and the data and information provided are accurate, up-to-date, complete or reliable. **The provider is not responsible or liable for any damage, disadvantage or DISPROFIT, whether material or immaterial, that is caused by the usage or non-usage of the Service.** This does not apply to damages, disadvantages and disprofits that are caused by the Provider intentionally, recklessly or negligently.

G - Términos y condiciones

■ ARTÍCULO 2.3

Cuidado

The Provider reserves the right to **change, reduce, interrupt or discontinue the Service or parts of it at any time.**

G - Términos y condiciones

■ ARTÍCULO 2.4

Cuidado

No one has a right to use the Service; the Provider reserves the right to **exclude certain Users**.

G - Términos y condiciones

■ ARTÍCULO 3.4

Cuidado

Users may only request storage of such information that they may legally store and publish. **Users must not request to store any information that infringes any third party's copyright, trademarks, other intellectual property rights or any other rights.**

G - Términos y condiciones

Cuidado

■ ARTÍCULO 5.1

Users must not misuse the Service. Misuse of the Service includes, without limitation:

1. Insults to other Users;
2. **Automated or massive manual retrieval of other Users' profile data ("data harvesting");**
3. Advertising for commercial products or services of all kinds;
4. Unsolicited job offers and business proposals;
5. All kinds of technical attacks on the servers.

G - Términos y condiciones

Cuidado

■ ARTÍCULO 6

1. All information provided within the Service by the Provider and by other Users may only be **accessed manually by a natural person using ordinary Internet devices**.
2. **Users must not publish, share, sell or make available information** that is provided within the Service by the Provider or by other Users to/with any third party.
3. **Users must not store or process any other User's personal data for any other purpose than the natural purpose of such data being published** within the Service by the respective User.

Gracias por la atención!

