

# Cartuja SOUND

WELCOME


Eeva-Maria Hooli  
Department of Didactics of  
Language and Literature



"Welcome to our music festival!


The Cartuja Sound Festival is about to begin!

Firstly, we'll be enjoying two mini-concerts today. You've been selected as a member of our music panel. Let's evaluate and rate the performances. You have an evaluation form in front of you. Just grab that paper and your pen, and get ready to engage all your senses. Let's get started!"



**Turn on the music!**





# MUSIC VIDEO

Song: \_\_\_\_\_ Artist: \_\_\_\_\_

Type of music:

<input type="checkbox"/> Pop	<input type="checkbox"/> Rock	<input type="checkbox"/> R&B	<input type="checkbox"/> Heavy-metal
<input type="checkbox"/> Latin Music	<input type="checkbox"/> Hip-Hop/ Rap	<input type="checkbox"/> Acoustic	<input type="checkbox"/> Other: _____

**SUMMARY** -What was the video about?-

**WORDS** - Write all the vocabulary words you remember-




**3 VERBS:** \_\_\_\_\_

**3 ADJECTIVES:** \_\_\_\_\_

**3 NOUNS:** \_\_\_\_\_

**3 ADVERBS:** \_\_\_\_\_

**BEST LYRICS!**  
- Copy your favorite part of the song-

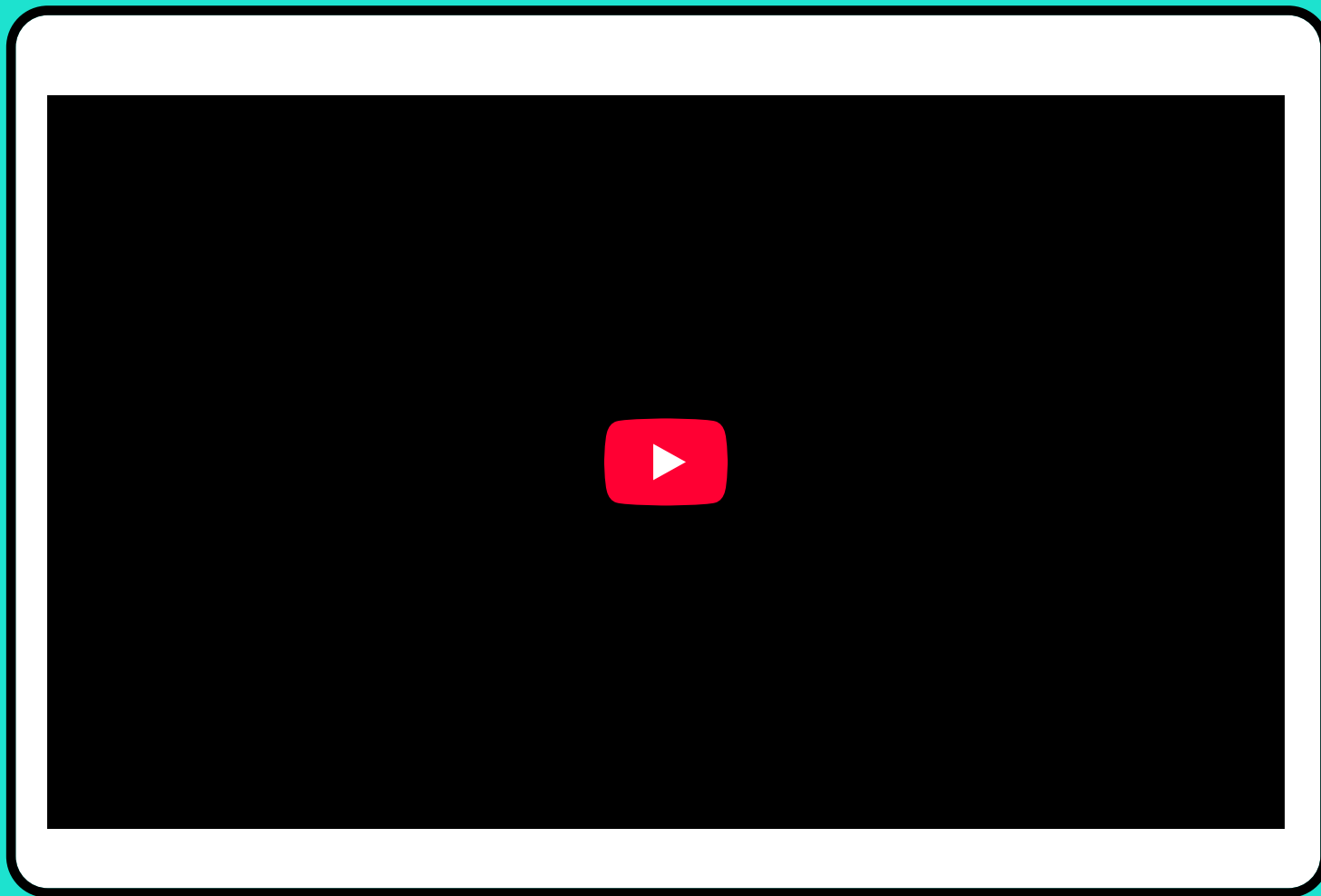
**RATE IT**  


**WOW**

How did you like it?  
Please fill in the form.

The second video is  
about to begin!





 **MUSIC VIDEO**

Song: \_\_\_\_\_ Artist: \_\_\_\_\_

Type of music:

<input type="checkbox"/> Pop	<input type="checkbox"/> Rock	<input type="checkbox"/> R&B	<input type="checkbox"/> Heavy-metal
<input type="checkbox"/> Latin Music	<input type="checkbox"/> Hip-Hop/ Rap	<input type="checkbox"/> Acoustic	<input type="checkbox"/> Other:

**SUMMARY** -What was the video about?-  
\_\_\_\_\_  
\_\_\_\_\_

**WORDS** - Write all the vocabulary words you remember-  
\_\_\_\_\_  
\_\_\_\_\_



**3 VERBS:** \_\_\_\_\_

**3 ADJECTIVES:** \_\_\_\_\_

**3 NOUNS:** \_\_\_\_\_

**3 ADVERBS:** \_\_\_\_\_

**BEST LYRICS!**  
- Copy your favorite part of the song-  
\_\_\_\_\_  
\_\_\_\_\_

**RATE IT**   

**WOW**

How did you like it?  
Please fill in the form.

We'll look at the answers  
together as soon as  
you're ready.






03:00



Please work in pairs.



**No sabes cómo llegar al escenario principal del festival. ¿Cómo lo preguntas?**

Where are  
you?

Where is the  
grande  
screen?

How to get to  
the main  
stage?

Where the  
main stage is?

I'm looking  
for the main  
stage

**Send**





***But didn't you forget something? How do we start?***

You can select more than one answer


Excuse me.

Hi, could you help  
me?

Do you have a  
moment?

Pardon me, could I  
trouble you for a  
moment

Send



## Some small talk. *¿Cómo entablar una conversación mientras estás haciendo cola?*

You can select more than one answer

"This festival  
is amazing!  
Have you  
been here  
before?"

I don't like  
you. Go  
away!


Do you know  
any good  
food stalls  
around  
here?

Where are  
you from?

I am thirsty.  
Buy me a  
drink.

How are you  
doing?

Send



**Hablas con tus amigos sobre la música y las artistas del festival. ¿Cuales son las frases correctas?**

You can select more than one answer

This festival is  
awesome!


I haven't really  
enjoyed  
anything here.

Which artist are  
you most  
excited to see?

Are you having a  
good time?

What's the best  
live  
performance  
you've seen  
today??

Send



## ***Estás en un puesto. ¿Cómo podrías pedir algo?***

You can select more than one answer

Where are  
we?

I'll have a  
small bottle of  
water,  
please.

Can I get two  
cokes,  
please?


Give me  
french fries.

Put me two  
cokes.

**Send**



Let's practise!





**WOW**

**Now we have the  
most famous band  
on the stage.**

**Let's rock!**



**The  
festival  
is over :(**

**WHAT DID WE LEARN?**







WHY DID WE GO TO MUSIC FESTIVAL?

We got an  
example of  
"guiding  
thread"

**WOW!**







+ info



What will be the  
guiding thread in  
your Microteaching  
practice?



## ""Guiding thread" o "Hilo conductor"


- It is something that define **Your Central Theme**
- It ensures that the lesson is coherent and that each activity logically follows from the previous one
- It is used to make the content more accessible to students by
  - relating it to topics of their interest,
  - to work on cross-curricular contents, and
  - to give practical use to the learning



**+ info**



**What will be the  
guiding thread in  
your Microteaching  
practice?**



## **Characteristics of a good "Guiding thread" o "Hilo conductor"**

- Original: break the monotony
- Coherent: relevant and appropriate for the students' level
- Realistic: a topic that can be practically implemented,
- Current: related to current events and beneficial for your students
- Motivating: it should be interesting for the students and yourself



**Bye**

**Bye**

**Please  
fill in the  
EXIT TICKET  
before you go!**



# Thank you!



SEE YOU NEXT WEEK