

# Measurement of $\tau$ polarisation in $Z/\gamma^* \rightarrow \tau\tau$ decays in proton–proton collisions at $\sqrt{s} = 8$ TeV with the ATLAS detector

ATLAS Collaboration\*

CERN, 1211 Geneva 23, Switzerland

Received: 13 September 2017 / Accepted: 6 February 2018

© CERN for the benefit of the ATLAS collaboration 2018. This article is an open access publication

**Abstract** This paper presents a measurement of the polarisation of  $\tau$  leptons produced in  $Z/\gamma^* \rightarrow \tau\tau$  decays which is performed with a dataset of proton–proton collisions at  $\sqrt{s} = 8$  TeV, corresponding to an integrated luminosity of  $20.2 \text{ fb}^{-1}$  recorded with the ATLAS detector at the LHC in 2012. The  $Z/\gamma^* \rightarrow \tau\tau$  decays are reconstructed from a hadronically decaying  $\tau$  lepton with a single charged particle in the final state, accompanied by a  $\tau$  lepton that decays leptonically. The  $\tau$  polarisation is inferred from the relative fraction of energy carried by charged and neutral hadrons in the hadronic  $\tau$  decays. The polarisation is measured in a fiducial region that corresponds to the kinematic region accessible to this analysis. The  $\tau$  polarisation extracted over the full phase space within the  $Z/\gamma^*$  mass range of  $66 < m_{Z/\gamma^*} < 116$  GeV is found to be  $P_\tau = -0.14 \pm 0.02(\text{stat}) \pm 0.04(\text{syst})$ . It is in agreement with the Standard Model prediction of  $P_\tau = -0.1517 \pm 0.0019$ , which is obtained from the ALPGEN event generator interfaced with the PYTHIA 6 parton shower modelling and the TAUOLA  $\tau$  decay library.

## 1 Introduction

The  $\tau$  lepton plays an important role in the physics programme of the Large Hadron Collider (LHC). It is used to identify and measure electroweak and top quark production processes as well as in searches for new physics beyond the Standard Model. Since the  $\tau$  leptons decay before exiting the ATLAS detector volume, their polarisation can be measured.

The  $\tau$  polarisation,  $P_\tau$ , is the asymmetry of the cross-section for positive ( $\sigma_+$ ) or negative ( $\sigma_-$ ) helicity  $\tau$  lepton production, defined by:

$$P_\tau = \frac{\sigma_+ - \sigma_-}{\sigma_+ + \sigma_-} \quad (1)$$

for the  $\tau^-$  lepton. It is a measure of the degree of parity violation in the interaction producing the  $\tau$  leptons and therefore it provides insight into the nature of its Lorentz structure. The positive (negative) helicity states and right-handed (left-handed) chiral states coincide in the relativistic limit assumed here.<sup>1</sup> Due to nearly exact  $CP$  invariance in  $\tau$  decays, the kinematic distributions for left-handed (right-handed)  $\tau^+$  follow those of right-handed (left-handed)  $\tau^-$ . Therefore, in this paper only one of the equivalent  $CP$  states is mentioned at a time with the other being implicitly assumed. Any possible differences are negligible for the measurement described in this paper.

The  $\tau$  polarisation in  $Z \rightarrow \tau\tau$  decays was first measured at LEP in electron–positron annihilation events at the  $Z$  boson pole. The experiments at LEP published the  $P_\tau$  spectrum as a function of the angle between the directions of the  $\tau^-$  lepton and the  $e^-$  beam [1]. The most precise value of the average  $\tau$  polarisation was obtained in the combination of LEP results and presented in terms of the  $\tau$  production asymmetry,  $A_\tau$ , which, by convention, has reversed sign with respect to the polarisation and contains small ( $\mathcal{O}(0.005)$ ) corrections for the interference between the  $Z$  boson and photon propagators as well as for the pure photon contribution. The asymmetry value obtained in the combination is  $A_\tau = 0.1439 \pm 0.0043$  [1].

The measurement presented in this paper provides a complementary constraint on the  $\tau$  polarisation in decays of  $Z/\gamma^*$  that are produced via a  $q\bar{q}Z$  vertex in proton–proton collisions as the quark–electroweak couplings are involved. It is performed by analysing  $Z/\gamma^* \rightarrow \tau\tau$  decays in which one  $\tau$  decays leptonically ( $\tau \rightarrow e/\mu + \nu\nu$ ) and the other hadronically ( $\tau \rightarrow \text{hadron}(s) + \nu$ ). The leptonic decay is utilised to trigger, select, and identify  $Z/\gamma^* \rightarrow \tau\tau$  candidate events, while the hadronic decay serves as a spin

<sup>1</sup> The  $\tau$  helicity states are experimentally accessible, in contrast to chiral states, as the kinematic distributions of the  $\tau$  decay products are sensitive to the spin of the  $\tau$  lepton. The inaccuracies resulting from the assumption of helicity–chirality equivalence are negligible for the  $\tau$  decays studied in this analysis.

\* e-mail: atlas.publications@cern.ch

analyser. The  $qq \rightarrow Z \rightarrow \tau\tau$  signal has been observed before by the ATLAS, CMS and LHCb collaborations [6–8]. Due to the abundance of background processes, strict requirements are applied to select a sufficiently pure sample of  $Z/\gamma^* \rightarrow \tau\tau$  decays from the proton–proton collision data. Further requirements are dictated by the detector acceptance. The overall acceptance is larger for  $Z/\gamma^* \rightarrow \tau\tau$  decays with left-handed  $\tau^-$ . To provide a result that is close to the polarisation directly observed in the selected signal region, the  $\tau$  polarisation is measured in a fiducial region, which is defined at stable-particle level and very similar to the selected signal region. The polarisation is predicted by using simulated event samples produced with the ALPGEN [2] event generator interfaced with the PYTHIA6 [3] parton shower and hadronisation model. The  $\tau$  lepton decay and spin effects are simulated with the TAUOLA [4] decay library using  $\sin^2 \theta_W^{\text{eff}} = 0.23147$  in the electroweak leading-order (LO) matrix element to simulate polarisation and spin correlations in the Tauola Universal Interface [5]. The prediction in the fiducial region is  $P_\tau = -0.270 \pm 0.006$ .

The principal result presented in this paper is a measurement of the  $\tau$  polarisation inside the  $Z/\gamma^*$  mass range of  $66 < m_{Z/\gamma^*} < 116$  GeV. Away from the  $Z$  boson mass peak, the degree of polarisation varies with  $m_{Z/\gamma^*}$  and is determined by the interference between  $Z$  boson- and photon-mediated amplitudes. An inclusive measurement over a mass range around the  $Z$  boson pole is performed here, because the contributions slightly above and below the  $Z$  boson pole cannot be separated accurately. The  $Z/\gamma^*$  interference has approximately the opposite effect on the polarisation below and above the  $Z$  boson pole. Therefore, and because the on-pole cross-section is dominant, the polarisation inside the mass-selected region of  $66 < m_{Z/\gamma^*} < 116$  GeV is close to  $P_\tau$  at  $\sqrt{s} = m_Z$ . The prediction by the ALPGEN event generator interfaced with the PYTHIA6 parton shower and hadronisation model and TAUOLA library for  $\tau$  decays is  $P_\tau = -0.1517 \pm 0.0014$  (stat)  $\pm 0.0013$  (syst). This is different from the  $P_\tau$  value in fiducial region because some of the event selection requirements, such as transverse momenta thresholds, prefer one  $\tau$  helicity state over another. For the extrapolation from the selected signal region to the full phase space inside the  $Z/\gamma^*$  mass range, the  $\tau\tau$  contribution is assumed to originate from  $Z/\gamma^* \rightarrow \tau\tau$  decays. In particular, the spin correlations of the two  $\tau$  leptons are assumed to be those for unit-spin intermediate states. The  $\tau$  decays are assumed to follow the Standard Model expectations.

The first  $\tau$  polarisation measurement at ATLAS was performed in  $W \rightarrow \tau\nu$  decays in proton–proton collisions at the centre-of-mass energy of  $\sqrt{s} = 7$  TeV recorded in 2010 [9]. The concept to extract the polarisation from a template fit to a polarisation sensitive observable is retained from that analysis. To exploit the larger dataset collected at  $\sqrt{s} = 8$  TeV, refined experimental techniques for  $\tau$  polarisation measure-

ments at hadron colliders are utilised for the measurement presented in this paper. In particular, the impact of systematic uncertainties in the modelling of the polarisation observable for signal events and the significant backgrounds are estimated more thoroughly, because they are more important in the current measurement using a larger dataset. These techniques may serve as a foundation for future polarisation measurements in decays of the Higgs boson or  $\tau\tau$  final states with high invariant mass. A good understanding of  $\tau$  polarisation in  $Z$  boson decays is indispensable for these measurements. Moreover, the polarisation itself provides a potential discriminant in Standard Model Higgs boson selection and searches for physics beyond the Standard Model. In particular it may help to distinguish decays of heavy particles where the same final states involving  $\tau$  leptons are predicted but with different helicity configurations, such as for separating  $Z$  and  $H$  or  $A$  bosons or for distinguishing  $W$  and  $H^\pm$  bosons.

This paper is structured as follows. In Sect. 2 an overview of the ATLAS detector is presented. The event samples, which were recorded by ATLAS or simulated using the ATLAS simulation framework, are introduced in Sect. 3. The reconstruction and definition of physics objects is documented in Sect. 4. Section 5 describes the selected signal region and the prediction of the polarisation in the fiducial region and in the mass-selected region. The  $\tau$  polarisation observable is introduced in Sect. 6. The estimation of the background contributions in the selected signal region is documented in Sect. 7. Section 8 describes the estimation of the experimental and theory systematic uncertainties. A description of the fit model used to extract the  $\tau$  polarisation is given in Sect. 9. The results of the measurement are shown in Sect. 10, followed by conclusions in Sect. 11.

## 2 ATLAS detector

The ATLAS experiment [10] at the LHC is a multi-purpose particle detector with a forward-backward symmetric cylindrical geometry and a near  $4\pi$  coverage in solid angle.<sup>2</sup> It consists of an inner tracking detector surrounded by a thin superconducting solenoid providing a 2 T axial magnetic field, electromagnetic and hadronic calorimeters, and a muon spectrometer. The inner tracking detector covers the pseudorapidity range  $|\eta| < 2.5$ . It consists of silicon pixel,

<sup>2</sup> ATLAS uses a right-handed coordinate system with its origin at the nominal interaction point (IP) in the centre of the detector and the  $z$ -axis along the beam pipe. The  $x$ -axis points from the IP to the centre of the LHC ring, and the  $y$ -axis points upwards. Cylindrical coordinates  $(r, \phi)$  are used in the transverse plane,  $\phi \in (-\pi, \pi]$  being the azimuthal angle around the  $z$ -axis. The pseudorapidity is defined in terms of the polar angle  $\theta$  as  $\eta = -\ln \tan(\theta/2)$ . Angular distance is defined as  $\Delta R \equiv \sqrt{(\Delta\eta)^2 + (\Delta\phi)^2}$ . The  $\Delta\phi$  separation is defined as  $\min(|\phi_1 - \phi_2|, 2\pi - |\phi_1 - \phi_2|)$ .

silicon microstrip, and transition radiation tracking detectors. Lead/liquid-argon (LAr) sampling calorimeters provide electromagnetic (EM) energy measurements with high granularity. A hadronic (steel/scintillator-tile) calorimeter covers the central pseudorapidity range ( $|\eta| < 1.7$ ). The endcap and forward regions are instrumented with LAr calorimeters for both the EM and hadronic energy measurements up to  $|\eta| = 4.9$ . The muon spectrometer surrounds the calorimeters and features three large air-core toroid superconducting magnets with eight coils each. The field integral of the toroids ranges from 2.0 to 6.0 T · m across most of the detector. It includes a system of precision tracking chambers and fast detectors for triggering. A three-level trigger system is used to select events [11]. The first-level trigger is implemented in hardware and uses a subset of the detector information to reduce the accepted rate to at most 75 kHz. This is followed by two software-based trigger levels that together reduce the accepted event rate to 400 Hz on average depending on the data-taking conditions during 2012.

### 3 Data and simulated event samples

The data sample was recorded by ATLAS in proton–proton collisions provided by the LHC at a centre-of-mass energy of  $\sqrt{s} = 8$  TeV in 2012. The integrated luminosity of the sample is  $\mathcal{L} = 20.2$  fb $^{-1}$  after beam and data quality requirements are satisfied. Candidate events are selected with four triggers, a single-muon or single-electron trigger requiring an isolated muon or electron with transverse momentum  $p_T > 24$  GeV complemented by higher-threshold ( $p_T > 60$  GeV for electrons,  $p_T > 36$  GeV for muons) triggers without isolation requirements. The accepted events must also contain at least one reconstructed primary vertex with more than three tracks with  $p_T > 400$  MeV each. If more than one such vertex is present, that with the highest sum of the squared transverse momenta of all associated tracks is chosen as the primary vertex.

The expected signal as well as several background processes are modelled using samples of simulated events. Signal ( $Z/\gamma^* \rightarrow \tau\tau$ ) + jets events were generated with boson masses  $m_{Z/\gamma^*} > 60$  GeV with the ALPGEN event generator interfaced with the PYTHIA6 fragmentation, hadronisation and underlying event (UE) modelling. The ALPGEN event generator was used with default electroweak parameters [2]. The CTEQ6L1 [12] parton distribution function (PDF) set and a set of tuned parameters called the Perugia2011C tune [13] were used. QED radiation was simulated by the PHOTOS [14] algorithm. The information about the  $\tau$  helicity state was not stored at the generation step for the ( $Z/\gamma^* \rightarrow \tau\tau$ ) + jets process. The spin polarisation and correlations were therefore simulated using Tauola Universal Interface [5] as expected from the electroweak lowest-

order matrix element for the  $Z/\gamma^* \rightarrow \tau\tau$  production process, with  $\sin^2 \theta_W^{\text{eff}} = 0.23147$ . The  $\tau$  decays were simulated using the TAUOLA decay library [4]. The helicities of  $\tau$  leptons generated by the TAUOLA algorithm were not stored so that the helicity is reconstructed in the generated signal samples with the TAUSPINNER [15] package associated with the TAUOLA decay library. The TAUSPINNER algorithm assigns the helicity of  $\tau$  leptons randomly based on probabilities derived from the kinematic configuration of the  $\tau$  decays. The signal sample is thereby split into events with left-handed  $\tau^-$  (and right-handed  $\tau^+$ ) and those with right-handed  $\tau^-$  (and left-handed  $\tau^+$ ). The TAUSPINNER algorithm averages over incoming parton flavours and four-momenta whereas the TAUOLA algorithm directly accesses the incoming partons in each event. The average over initial parton states is performed using the MRSTMCaL PDF set [16] in this analysis. Spin correlations as expected in  $Z/\gamma^* \rightarrow \tau\tau$  decays are assumed. The TAUSPINNER package was extensively tested and validated by its authors [15, 17, 18] and used in several measurements [19, 20].

For studies of systematic uncertainties, an auxiliary sample of  $Z/\gamma^* \rightarrow \tau\tau$  events was produced using the PYTHIA8 [21] event generator with the CTEQ6L1 PDF set and AU2 [22] tune for the UE. In this case the PYTHIA8 event generator was used to model both the production process and decays including those of  $\tau$  leptons. Further auxiliary signal samples were produced with the POWHEG [23–25] event generator interfaced with the PYTHIA8 parton shower simulation using the CT10 PDF set [26] and with the ALPGEN event generator interfaced with the HERWIG/JIMMY [27, 28] hadronisation and UE modelling. Only stable-particle-level information is used in the auxiliary samples.

Background samples of simulated ( $W \rightarrow e\nu$ ) + jets, ( $W \rightarrow \mu\nu$ ) + jets, ( $W \rightarrow \tau\nu$ ) + jets, ( $Z/\gamma^* \rightarrow ee$ ) + jets, and ( $Z/\gamma^* \rightarrow \mu\mu$ ) + jets events were generated using the ALPGEN event generator interfaced with the PYTHIA6 hadronisation modelling and with the same settings as for the signal  $Z \rightarrow \tau\tau$  sample. For these samples, LO matrix elements were calculated for up to five additional partons. The resulting predictions were scaled such that the total cross-sections match the respective inclusive next-to-next-to-leading-order (NNLO) predictions [29]. A sample of top pair production was generated using the POWHEG [23–25] event generator interfaced with the PYTHIA6 hadronisation modelling and with the CT10 [26] PDF set. The  $t\bar{t}$  cross-section was calculated at NNLO+NNLL (next-to-next-to-leading-logarithm) [24]. In this analysis all simulated event samples receive data-driven corrections to the normalisation predicted by the aforementioned cross-sections with the exception of the  $t\bar{t}$  background. The list of simulated event samples used in this analysis is given in Table 1.

The simulated  $Z/\gamma^*$  boson decays (in both the signal and background processes) are reweighted such that the simu-

**Table 1** Simulated event samples used in the analysis. The table lists the sample, the event generator, the PDF set, and the underlying-event tune

Sample	Event generator	PDF	UE tune
$(Z/\gamma^* \rightarrow \tau\tau) + \text{jets}$	ALPGEN 2.14 [2] + PYTHIA6.427 [3]	CTEQ6L1 [12]	Perugia2011C [13]
$(Z/\gamma^* \rightarrow \tau\tau) + \text{jets}$	PYTHIA 8.160 [21]	CTEQ6L1	AU2 [22]
$(Z/\gamma^* \rightarrow \tau\tau) + \text{jets}$	POWHEG r1556 [23–25] + PYTHIA 8.160	CT10 [26]	AUET2 [30]
$(Z/\gamma^* \rightarrow \tau\tau) + \text{jets}$	ALPGEN 2.14 + HERWIG 6.5/JIMMY 4.3 [27,28]	CTEQ6L1	Perugia2011C
Top pairs + jets	POWHEG r2129 + PYTHIA 6.426	CT10	AUET2
$(W \rightarrow e\nu) + \text{jets}$	ALPGEN 2.14 + PYTHIA 6.427	CTEQ6L1	Perugia2011C
$(W \rightarrow \mu\nu) + \text{jets}$	ALPGEN 2.14 + PYTHIA 6.427	CTEQ6L1	Perugia2011C
$(W \rightarrow \tau\nu) + \text{jets}$	ALPGEN 2.14 + PYTHIA 6.427	CTEQ6L1	Perugia2011C
$(Z/\gamma^* \rightarrow ee) + \text{jets}$	ALPGEN 2.14 + PYTHIA 6.427	CTEQ6L1	Perugia2011C
$(Z/\gamma^* \rightarrow \mu\mu) + \text{jets}$	ALPGEN 2.14 + PYTHIA 6.427	CTEQ6L1	Perugia2011C

lated  $p_T$  spectrum of the  $Z/\gamma^*$  bosons matches the observed  $p_T$  spectrum in data, as done in Ref. [31], using  $Z/\gamma^* \rightarrow \mu\mu$  events. The response of the ATLAS detector was simulated [32] using GEANT4 [33]. Simulated events were overlaid with additional minimum-bias events generated with the PYTHIA8 event generator to account for the effect of multiple interactions occurring in the same and neighbouring bunch crossings (pile-up). The simulated events were re-weighted such that the distribution of the average number of pile-up interactions per bunch crossing matches the observed spectrum in data. Finally, the simulated events were processed through the same reconstruction algorithms as the data.

#### 4 Event reconstruction and object definitions

Electrons are reconstructed from energy clusters in the calorimeter which have a matching track in the inner detector. Electron candidates are considered if they satisfy ‘loose’ identification criteria [34] and the requirements of  $p_T > 15$  GeV and  $|\eta| < 2.47$ .

Muon candidates are reconstructed from associated tracks in the inner detector and the muon spectrometer. They are required to satisfy ‘loose’ [35] identification criteria as well as the requirements of  $p_T > 10$  GeV and  $|\eta| < 2.5$ . The electron and muon (lepton) candidates that pass the aforementioned requirements are in the following referred to as preselected.

In order to be selected, lepton candidates are required to have  $p_{T,\text{lepton}} > 26$  GeV and to pass stricter identification requirements. Specifically, electron candidates must satisfy ‘tight’ [34] identification criteria and lie outside the calorimeter transition region of  $1.37 < |\eta| < 1.52$ . Muon candidates are required to have a combined track [35] in the inner detector and muon spectrometer. Additionally, isolation requirements in the inner detector and calorimeter are applied to both the electrons and muons. The fraction of the momen-

tum carried by tracks other than the identified lepton track inside a cone of size  $\Delta R = 0.4$  around the lepton track must be less than 6%. Similarly, after correcting for pile-up, the fraction of the transverse energy reconstructed in a cone of size  $\Delta R = 0.2$  around the lepton axis but not associated with the lepton candidate must not exceed 6% of the lepton’s transverse energy.

Jets are reconstructed [36] with the anti- $k_r$  algorithm [37] with a radius parameter  $R = 0.4$  using topological clusters of energy deposits in the electromagnetic and hadronic calorimeters within  $|\eta| < 4.5$  with a local hadronic calibration [38]. In this analysis, jets with  $p_T > 20$  GeV are used in the calculation of missing transverse momentum. Here, jets with  $|\eta| < 2.4$  and  $p_T < 50$  GeV must meet additional criteria designed to select jets from the hard-scatter interaction and reject those originating from pile-up: among the tracks associated with the jet, those originating from the primary vertex must contribute at least 50% of the sum of the scalar  $p_T$  of all those tracks [39]. In this analysis, no selection is made on the number of jets.

The reconstruction of  $\tau$  candidates is based on the visible decay products of hadronically decaying  $\tau$  leptons ( $\tau_{\text{had}}$  with visible component  $\tau_{\text{had-vis}}$ ). These candidates are seeded by jets reconstructed with transverse momentum above 10 GeV. At this stage of the analysis  $\tau_{\text{had}}$  candidates are required to have reconstructed  $p_{T,\tau_{\text{had-vis}}} > 20$  GeV and  $|\eta| < 2.47$ , to have exactly one or three charged-particle tracks, to be identified with ‘medium’ identification criteria [40], and to have reconstructed electric charge of  $\pm 1$ . The  $\tau_{\text{had}}$  energy scale is determined from simulated event samples and accounts for the mixture of hadrons typical of  $\tau_{\text{had}}$  decays as well as contributions from the UE, pile-up, and energy outside of the  $\tau_{\text{had-vis}}$  cone [40]. A ‘medium’ electron veto as well as a muon veto are applied to reject electrons and muons that are reconstructed as  $\tau_{\text{had}}$  candidates [40].

Objects that are reconstructed in geometrically overlapping regions, given by a cone of size  $\Delta R = 0.2$ , are identi-

fied with the above definitions with the following precedence: preselected muon, preselected electron,  $\tau_{\text{had}}$  candidate, and jet. For the purpose of removing overlaps between muons and  $\tau_{\text{had}}$  candidates, the  $p_T$  threshold for muon candidates is reduced to 2 GeV.

The missing transverse momentum ( $E_T^{\text{miss}}$ ) is calculated as the modulus of the negative vectorial sum of the  $\mathbf{p}_T$  of all fully reconstructed and calibrated physics objects in the event, as well as a term for the remaining activity in the calorimeter [41]. Here, preselected leptons are included in the sum.

### 5 Event selection

Selection criteria are applied to obtain a sample enhanced in  $Z/\gamma^* \rightarrow \tau\tau$  events where one of the  $\tau$  leptons decays leptonically ( $\tau_{\text{lep}}$ ) and the other hadronically. The  $\tau_{\text{had}}$  candidate is required to have exactly one charged-particle track (single-prong). Events are categorised into channels by the lepton flavour (electron or muon), which are referred to as  $\tau_e\text{-}\tau_{\text{had}}$  and  $\tau_\mu\text{-}\tau_{\text{had}}$  channels. The kinematic requirements on electrons and muons are similar and, therefore, the event selections that define the two selected signal regions are described in parallel.

Exactly one  $\tau_{\text{had}}$  candidate and exactly one lepton that fulfil the respective selection criteria and that have opposite-sign electric charges are required. Two selection requirements are implemented to reduce the significant background that arises from  $W$ +jets production in which a lepton is reconstructed correctly and a jet is misidentified as a  $\tau_{\text{had}}$  candidate. The transverse mass,  $m_T$ , built from the lepton and missing transverse momenta, is defined as

$$m_T = \sqrt{2 p_{T,\text{lepton}} E_T^{\text{miss}} (1 - \cos(\Delta\phi(\text{lepton}, E_T^{\text{miss}})))}$$

and is required to satisfy  $m_T < 30$  GeV. The sum of the azimuthal angular separation between the  $\tau_{\text{had}}$  candidate and the  $E_T^{\text{miss}}$  directions, and the lepton and the  $E_T^{\text{miss}}$  directions,

$$\sum \Delta\phi = \Delta\phi(\tau_{\text{had-vis}}, E_T^{\text{miss}}) + \Delta\phi(\text{lepton}, E_T^{\text{miss}})$$

is required to satisfy  $\sum \Delta\phi < 3.5$ . This requirement suppresses event topologies in which the  $E_T^{\text{miss}}$  lies outside of the angle spanned by the  $\tau$  candidate and the lepton, which are common for  $W$ +jets processes and rare for signal events. In addition, the visible mass of the  $\tau_{\text{had}}$  candidate and lepton,  $m_{\text{vis}} = m(\tau_{\text{had-vis}}, \text{lepton})$ , is required to satisfy  $40 < m_{\text{vis}} < 85$  GeV to further reduce backgrounds, notably the non-signal  $Z/\gamma^*$ +jets background in which the  $Z/\gamma^*$  boson decays to electron or muon pairs. For signal events around the  $Z$  boson pole that pass the previous requirements,

**Table 2** Definition of fiducial region for  $Z/\gamma^* \rightarrow \tau\tau$  decays. The requirements are applied at stable-particle level. Here, the  $E_T^{\text{miss}}$  is calculated from the momenta of the neutrinos that originate from the  $Z/\gamma^* \rightarrow \tau\tau$  decays

One $\tau_{\text{lep}}$ decay	One single-prong $\tau_{\text{had}}$ decay
$p_{T,\text{lepton}} > 26$ GeV	$p_{T,\tau_{\text{had-vis}}} > 20$ GeV
$ \eta_e  < 2.47$ and not $1.37 <  \eta_e  < 1.52$ or $ \eta_\mu  < 2.5$	$ \eta_{\tau_{\text{had-vis}}}  < 2.47$
$m_T < 30$ GeV	$40 < m_{\text{vis}} < 85$ GeV

the  $m_{\text{vis}}$  distribution is centred at about 66 GeV and has a width of about 10 GeV. This is insufficient for separating  $Z/\gamma^* \rightarrow \tau\tau$  decays on and off the  $Z$  boson pole. The selection criteria described above define the selected signal region of this analysis.

Some of the object and event selection requirements have different acceptances for signal decays with one specific  $\tau^-$  helicity state: the  $p_{T,\text{lepton}}$  requirement is about twice as efficient for  $Z/\gamma^* \rightarrow \tau\tau$  events with leptonically decaying left-handed  $\tau^-$  leptons as for those with leptonically decaying right-handed  $\tau^-$  leptons. Here, the polarisation of the  $\tau_{\text{had}}$  is affected due to spin correlations resulting from angular momentum conservation in  $Z/\gamma^* \rightarrow \tau\tau$  decays. This is partially counteracted by the  $p_{T,\tau_{\text{had-vis}}}$  and  $m_T$  requirements. These biases result from dependencies of the  $\tau$  lepton momentum share carried by neutrinos on the helicity state and the respective decay modes. The size of this effect may be different for possible unexpected contributions from physics processes other than from intermediate states with unit spin decaying to  $\tau$  pairs. Hence the polarisation is also measured in a fiducial region which is defined with stable-particle-level quantities (see Table 2). It corresponds very closely to the selected signal region. For the extraction of the  $\tau$  polarisation in this region, the simulated signal sample is split into three components:

- Events inside the fiducial region with left-handed  $\tau^-$  leptons,
- Events inside the fiducial region with right-handed  $\tau^-$  leptons,
- Events outside the fiducial region.

About 80% of the events in the selected signal region originate from the fiducial region. Most of the remaining events fail the  $m_T$ ,  $p_{T,\tau_{\text{had-vis}}}$  or  $p_{T,\text{lepton}}$  requirements on stable-particle level but pass them at reconstructed-detector level.

For the extraction of the  $\tau$  polarisation in  $Z/\gamma^* \rightarrow \tau\tau$  decays inside the mass-selected region of  $66 < m_{Z/\gamma^*} < 116$  GeV, the signal sample is split into these components:

- Events with  $m_{Z/\gamma^*}$  inside the mass-selected region with left-handed  $\tau^-$  leptons,

- Events with  $m_{Z/\gamma^*}$  inside the mass-selected region with right-handed  $\tau^-$  leptons,
- Events with  $m_{Z/\gamma^*}$  outside the mass-selected region,

where the mass-selected region is defined at stable-particle level. About 98% of the simulated  $Z/\gamma^* \rightarrow \tau\tau$  events in the selected signal region originate from the mass-selected region.

The  $\tau$  polarisation is measured using the  $\tau_{\text{had}}$  decay as a spin analyser, and without utilising spin correlations of the two  $\tau$  leptons. Therefore, the polarisation measurement in the fiducial region does not strongly rely on the prediction of the  $\tau$  spin correlations. The most important exception is that the contribution of  $Z/\gamma^* \rightarrow \tau\tau$  events which are outside the fiducial region but which fall inside the selected signal region is taken from simulation. In contrast, the polarisation measurement in the mass-selected region relies on the prediction of the spin correlations when extrapolating to the full phase space and is therefore more model-dependent. Because of that, the interpretation of the measurement in the mass-selected region is largely model-dependent, if an anomalous polarisation value is measured.

The theoretical prediction of the  $\tau$  polarisation in the mass-selected region of  $66 < m_{Z/\gamma^*} < 116$  GeV is obtained by performing a fit to the distribution of the momentum fraction,  $x$ , carried by the  $\pi^\pm$  at stable-particle level in  $\tau^\pm \rightarrow \pi^\pm \nu$  decays for events inside the mass-selected region. Specifically, this distribution follows  $f(x) = 1 + P_\tau(2x - 1)$  as described in Ref. [42]. The resulting prediction is  $P_\tau = -0.1517 \pm 0.0014$  (stat)  $\pm 0.0013$  (syst). It is unaffected by TAUSPINNER and MC-related systematic uncertainties and the quoted uncertainty results from the choice of shower model simulation and PDFs. Since the  $x$  distribution is altered by the fiducial region selection, the polarisation in the fiducial region can only be predicted from the numbers of events in which the  $\tau^-$  is classified as left- and right-handed by TAUSPINNER. This method is affected by TAUSPINNER systematic uncertainties, so the prediction of the polarisation in the fiducial region is less accurate than that of the polarisation in the mass-selected region. A predicted value of  $P_\tau = -0.270 \pm 0.006$  is obtained. Details of the estimation of particular systematic uncertainties are given in Sect. 8.2.

## 6 Observable for $\tau$ polarisation

The helicity of the  $\tau$  lepton manifests itself in the kinematic distributions of its decay products.

The  $\tau$  decay mode exhibiting the highest sensitivity to the  $\tau$  polarisation is  $\tau^\pm \rightarrow h^\pm \nu$ , where  $h^\pm$  denotes  $\pi^\pm$  or  $K^\pm$  (branching ratio,  $\mathcal{B}$ ,  $\simeq 11.5\%$  [43]). The branching ratio of the decay mode involving a  $\pi^\pm$  exceeds that of the mode involving a  $K^\pm$  by more than an order of magnitude. This

also holds for the  $\tau$  decay modes described below. In the  $\tau$  rest frame, the neutrino (always left-handed) is preferentially emitted opposite to the  $\tau^-$  spin orientation.

The angle  $\theta$  between the  $\tau$  flight direction in the laboratory frame and  $\pi^\pm$  flight direction in the  $\tau$  rest frame is the primary observable sensitive to  $\tau$  polarisation. It cannot be measured directly at hadron colliders because insufficient information about the initial state is available. However,  $\theta$  affects the momentum fraction carried by the  $h^\pm$  resulting in a larger acceptance for right-handed than for left-handed  $\tau^-$  in  $\tau^- \rightarrow h^- \nu$  decays.

Another  $\tau$  decay mode,  $\tau^\pm \rightarrow h^\pm \pi^0 \nu$  ( $\mathcal{B} \simeq 25.9\%$  [43]), plays an important role in the polarisation measurement. It offers the kinematic simplicity of a two-body decay, since it goes mostly through sequential decays  $\tau^\pm \rightarrow \rho^\pm \nu$ ,  $\rho^\pm \rightarrow \pi^\pm \pi^0$ , but the sensitivity to the angle between the  $\tau$  direction of flight and  $\pi^\pm$  is lower, due to the mixing of longitudinally and transversely polarised  $\rho^\pm$  vector mesons. The products of the  $\rho^\pm \rightarrow \pi^\pm \pi^0$  decay are experimentally accessible and their angular distributions as well as their energies depend on the helicity of the vector meson.

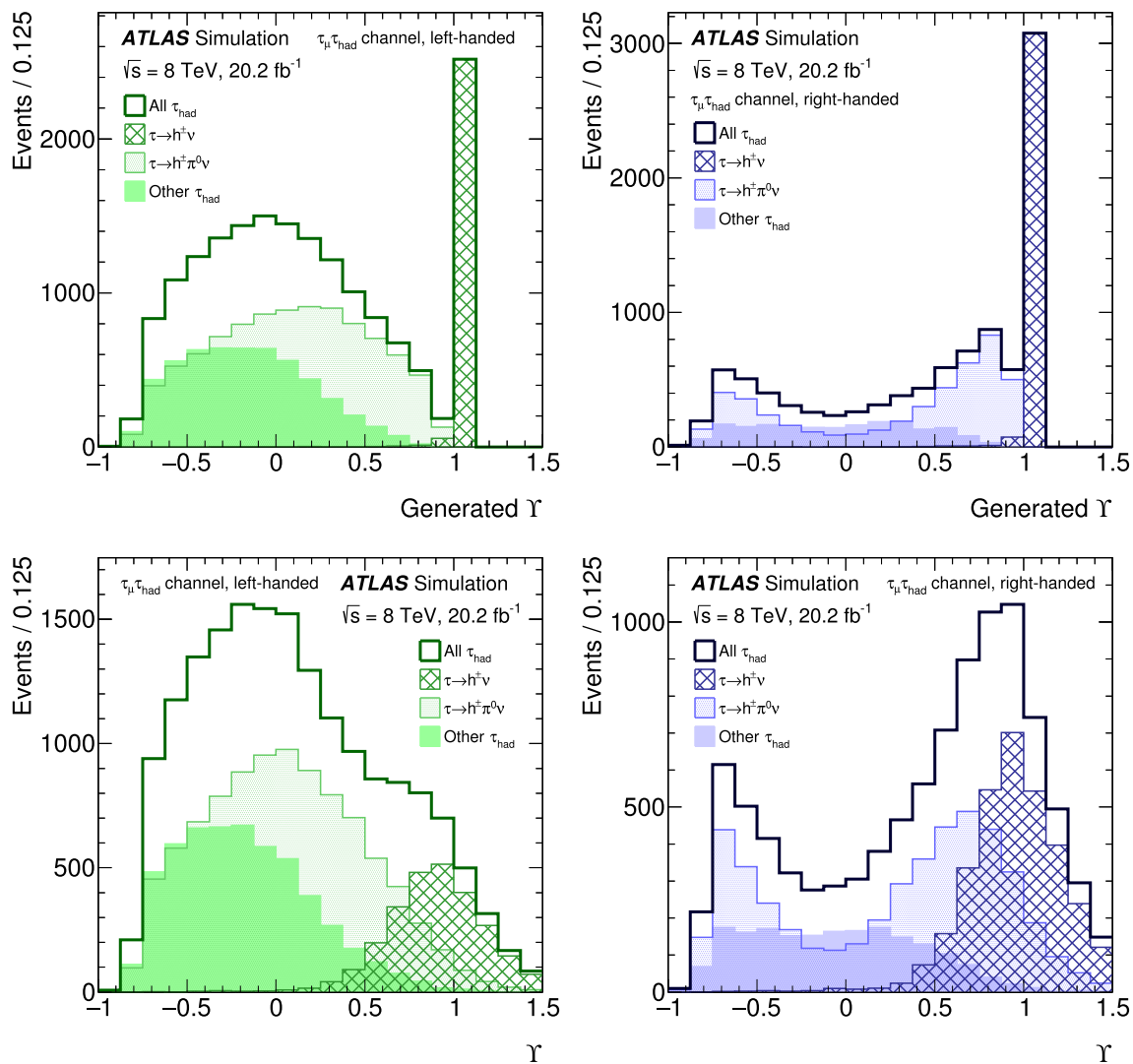
The angle between the direction of flight of the  $\rho^\pm$  meson and  $\pi^\pm$  in the  $\rho^\pm$  rest frame is related to the energy-sharing between the  $\pi^\pm$  and the  $\pi^0$  and is sensitive to the  $\tau$  helicity. An asymmetry of energies carried by the charged and neutral pions and measured in the laboratory frame is defined as:

$$\Upsilon_{\text{theory}} = \frac{E_{\pi^\pm} - E_{\pi^0}}{E_{\pi^\pm} + E_{\pi^0}}. \quad (2)$$

This asymmetry carries high sensitivity to polarisation and was effective in measuring the  $\tau$  polarisation in the decay  $W \rightarrow \tau \nu$  [9].

The other decay modes considered are the modes with more neutral pions ( $\tau^\pm \rightarrow h^\pm N \pi^0 \nu$ ,  $N \geq 2$ ), and decay modes with three charged mesons, where two tracks are lost, and a small admixture of other modes. In this class of decay modes the dominant mode is  $\tau^\pm \rightarrow h^\pm 2\pi^0 \nu$ , with  $\mathcal{B} \simeq 9.3\%$  [43]. It has more complicated kinematics than  $\tau^\pm \rightarrow h^\pm \pi^0 \nu$ , but it nonetheless contributes to the polarisation sensitivity. The contributions from other channels are small. For example the branching ratio of  $\tau^\pm \rightarrow h^\pm 3\pi^0 \nu$  is only  $\simeq 1\%$  [43].

The asymmetry defined in Eq. (2) is approximated using the experimental observables. In this approach the  $p_T$  of a single track associated with the  $\tau_{\text{had}}$  candidate replaces the energy of the  $\pi^\pm$ . Since the energies of neutral pions are not measured directly, the difference between the  $\tau$  lepton visible  $E_T$ , defined below, and the track  $p_T$  is used in place of the  $\pi^0$  energy. As the minimum  $\tau_{\text{had}}$   $p_T$  required is 20 GeV, the  $\tau$  leptons are relativistic enough to use this approximation. The visible  $E_T$  of  $\tau_{\text{had}}$  candidates is reconstructed using the energy deposit in the calorimeter [40]. Therefore, the charged asymmetry is given by:



**Fig. 1** Charged asymmetry distributions as defined in Eq. (3) for left-handed (left) and right-handed (right) single-prong reconstructed  $\tau_{had}$  leptons in simulated  $Z/\gamma^* \rightarrow \tau\tau$  decays after the full event selection in the  $\tau_\mu\text{-}\tau_{had}$  channel. The charged asymmetry is calculated from stable-particle level (top) and reconstructed-detector-level quantities. In addition to the inclusive distributions, the constituent distributions corresponding to generated  $\tau$  leptons that decay in the  $\tau \rightarrow h^\pm\nu$  and

$\tau \rightarrow h^\pm\pi^0\nu$  ( $h^\pm$  denotes  $\pi^\pm$  or  $K^\pm$ ) modes are overlaid, as well as that of the remaining decay modes. The latter mainly consist of  $\tau \rightarrow h^\pm N\pi^0\nu$  decays, where  $N \geq 2$ . The analysis does not, however, distinguish between the decay modes. The distributions are normalised according to their respective cross-sections. Here, the polarisation is taken from the simulation

$$\Upsilon = \frac{E_T^{\pi^\pm} - E_T^{h^0}}{E_T^{\tau_{had-vis}}} = 2 \frac{p_T^{track}}{E_T^{\tau_{had-vis}}} - 1, \tag{3}$$

where  $h^0$  denotes neutral particles produced in the  $\tau$  decay, which are mostly neutral pions.

The shapes of  $\Upsilon$  distributions for the left-handed and right-handed reconstructed single-prong  $\tau$  candidates obtained from simulation after the full event selection are shown in Fig. 1.

The  $\Upsilon$  spectra include effects that originate from the acceptance, object reconstruction, and efficiencies as well as the event selection.

The  $\Upsilon$  distributions for left- and right-handed  $\tau$  leptons have different shapes in case of the  $\tau^\pm \rightarrow h^\pm N\pi^0\nu$ ,  $N \geq 1$  decay modes, while for the  $\tau^\pm \rightarrow h^\pm\nu$  mode the polarisation sensitivity comes mostly from different acceptances and efficiencies. The branching ratio of the  $\tau^\pm \rightarrow h^\pm\pi^0\nu$  decay mode also exceeds the total branching ratio of the remaining single-prong  $\tau_{had}$  decay modes combined.

Most of the sensitivity originates from the  $\tau^\pm \rightarrow h^\pm\pi^0\nu$  decays. The  $\tau^\pm \rightarrow h^\pm\nu$  and other remaining modes have similar individual sensitivities and they also make a significant contribution to the overall polarisation sensitivity.

## 7 Background estimate

The signal topology can be mimicked by several background processes, which require different strategies for their estimation. The two largest background contributions arise from multijet and  $W$ +jets events. In multijet events both the lepton and  $\tau_{\text{had}}$  candidates originate from quark- or gluon-initiated jets. They contribute about 19% (7%) of the total event yield in the  $\tau_e$ - $\tau_{\text{had}}$  ( $\tau_\mu$ - $\tau_{\text{had}}$ ) channel. In most of the  $W$ +jets background events, a lepton is produced in the decay of the  $W$  boson and a jet is misidentified as a  $\tau_{\text{had}}$  lepton. They contribute about 7% (8%) of the events in the  $\tau_e$ - $\tau_{\text{had}}$  ( $\tau_\mu$ - $\tau_{\text{had}}$ ) channel. Both major backgrounds are estimated using data-driven techniques, which are described in this section. The control regions utilised for these estimates are compiled in Table 3. A minor background contribution consists of  $(Z/\gamma^* \rightarrow \ell\ell)$ +jets ( $\ell = e, \mu$ ) events, where  $\tau_{\text{had}}$  candidates can originate from quark- or gluon-initiated jets or from one of the leptons. Another background stems from events with top pairs which involve a real lepton and either a real  $\tau_{\text{had}}$  or a quark- or gluon-initiated jet that is misidentified. These minor background contributions are estimated from the simulation. They are normalised with their respective cross-sections and corrections for differences in (mis-) identification between data and the simulation are applied. They amount to about 5% (2%) of the total event yield in the  $\tau_e$ - $\tau_{\text{had}}$  ( $\tau_\mu$ - $\tau_{\text{had}}$ ) channel.

### 7.1 Estimation of $W$ +jets background

The  $W$ +jets background is estimated from a dedicated control region, which is defined by inverting the  $\sum \Delta\phi$  requirement applied in the signal region selection and altering the trans-

**Table 3** Summary of the control regions used for the background estimates

Region	Event selection changes compared to selected signal region
Same-sign region	Inverted opposite-charge-sign requirement
Opposite-sign multijet control region	Inverted lepton-isolation requirement
Same-sign multijet control region	Inverted lepton-isolation and opposite-charge-sign requirement
Opposite-sign $W$ +jets control region	$\sum \Delta\phi \geq 3.5$ , $m_T > 70$ GeV (instead of $\sum \Delta\phi < 3.5$ , $m_T < 30$ GeV)
Same-sign $W$ +jets control region	$\sum \Delta\phi \geq 3.5$ , $m_T > 70$ GeV (instead of $\sum \Delta\phi < 3.5$ , $m_T < 30$ GeV), Inverted opposite-charge-sign requirement

verse mass requirement to  $m_T > 70$  GeV (see Table 3). Figure 2 shows the  $\Upsilon$  distribution in the  $W$ +jets control region with data and simulation overlaid.

Even though the simulation provides a reasonable description of the shape of the  $\Upsilon$  distribution in  $W$ +jets events, a more precise and robust description is utilised. It is obtained from the large number of  $W$ +jets events in the control region. For this, the  $\Upsilon$  distribution for  $W$ +jets events in the control region is estimated by subtracting the  $Z/\gamma^* \rightarrow \ell\ell$ ,  $Z/\gamma^* \rightarrow \tau\tau$  and  $t\bar{t}$  contributions as predicted by the simulation from the data. Here, the  $\tau$  polarisation in  $Z/\gamma^* \rightarrow \tau\tau$  events is taken from the simulation. However, the  $W$ +jets estimate is only negligibly affected if the  $\tau$  polarisation in  $Z/\gamma^* \rightarrow \tau\tau$  events is assumed to be  $-1$  or  $+1$  instead of being taken from the simulation, because the signal contamination in the  $W$ +jets control region is very small (below 1%). Due to the strict transverse mass requirement, the multijet contribution in the  $W$ +jets control region is negligible and it is thus ignored.

Possible differences between the  $\Upsilon$  distributions in  $W$ +jets events in the  $W$ +jets control region and the selected signal region are assessed by performing a linear fit to the ratio of these distributions in simulated  $W$ +jets events. The fit functions describe the ratios within statistical uncertainties in both channels. The resulting slopes are  $0.03 \pm 0.05$  ( $-0.02 \pm 0.05$ ) in the  $\tau_e$ - $\tau_{\text{had}}$  ( $\tau_\mu$ - $\tau_{\text{had}}$ ) channel and are used to perform linear corrections when transferring the  $W$ +jets  $\Upsilon$  templates from the  $W$ +jets control region to the selected signal region.

Additionally, the impact of altering the  $\sum \Delta\phi$  and  $m_T$  requirements, which are used to define the  $W$ +jets control region, was studied using dedicated validation regions. Differences between the  $\Upsilon$  distributions in the validation regions and the  $W$ +jets control region are evaluated using additional linear fits. If one of the resulting slopes lies outside the range covered by the statistical uncertainty in the slope estimated previously, the uncertainty is inflated until the difference is covered. This results in an inflation of the slope uncertainty in the  $\tau_\mu$ - $\tau_{\text{had}}$  channel by a factor of 1.2. The slope uncertainty in the  $\tau_e$ - $\tau_{\text{had}}$  channel remains unchanged. The resulting uncertainties are referred to as  $W$ +jets shape uncertainties.

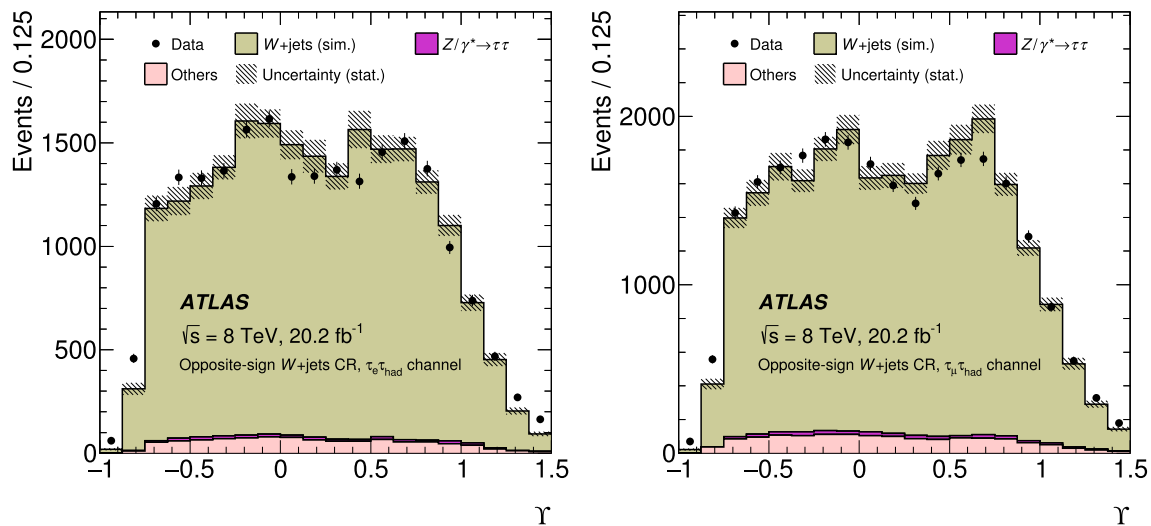
The normalisation of the  $W$ +jets contribution in the selected signal region is determined by multiplying the event yield predicted from simulation by the ratio of the  $W$ +jets event yields observed and predicted in the  $W$ +jets control region. The ratio is about 0.8 in both channels.

An uncertainty of 3% originates from the limited size of the simulated event samples and is considered as a systematic uncertainty.

### 7.2 Estimation of multijet background

The multijet background is estimated as follows. The shape of the  $\Upsilon$  distribution is estimated from the same-sign control





**Fig. 2** The  $\Upsilon$  distribution in the opposite-sign  $W$ +jets control region in the  $\tau_e$ - $\tau_{\text{had}}$  (left) and  $\tau_\mu$ - $\tau_{\text{had}}$  (right) channel. The contributions of  $Z/\gamma^* \rightarrow \tau\tau$  and of  $Z/\gamma^* \rightarrow \ell\ell$  and  $t\bar{t}$  (other) events are estimated from the simulation. The  $\tau$  polarisation in  $Z/\gamma^* \rightarrow \tau\tau$  events is obtained

from the simulation. The shape of the  $W$ +jets contribution is estimated from the simulation as well. The  $W$ +jets contribution is normalised such that the total estimated event yield matches the observed yield. Only statistical uncertainties are shown

region, in which the opposite-sign requirement on the lepton and  $\tau_{\text{had}}$  candidates is reversed (see Table 3). The ratio  $r_{\text{QCD}}$  of multijet event yields with opposite charge sign and same charge sign is used to scale the distribution obtained in the same-sign region. This ratio is measured in dedicated multijet control regions in which the lepton isolation requirements are inverted.

In order to obtain the multijet contribution in the same-sign and multijet control regions, the contributions from  $W$ +jets,  $Z/\gamma^* \rightarrow \ell\ell$ ,  $Z/\gamma^* \rightarrow \tau\tau$ , and  $t\bar{t}$  events are subtracted from the data. These contributions amount to about 28% (45%) of the data yield in the same-sign region in the  $\tau_e$ - $\tau_{\text{had}}$  ( $\tau_\mu$ - $\tau_{\text{had}}$ ) channels and to at most 16% in the multijet control regions. The  $Z/\gamma^* \rightarrow \ell\ell$ ,  $Z/\gamma^* \rightarrow \tau\tau$ , and  $t\bar{t}$  contributions are estimated and the  $\tau$  polarisation in  $Z/\gamma^* \rightarrow \tau\tau$  events is taken from the simulation. As in the  $W$ +jets background estimate, an altered polarisation would have a negligible effect on the multijet estimate. The  $W$ +jets contribution in the same-sign region is estimated in the same way as in the selected signal region using the same-sign  $W$ +jets control region. The  $W$ +jets contribution in the opposite-sign (same-sign) multijet control region is estimated as in the signal (same-sign) region.

The value of  $r_{\text{QCD}}$  in the  $\tau_e$ - $\tau_{\text{had}}$  ( $\tau_\mu$ - $\tau_{\text{had}}$ ) channel is 1.05 (1.12), and the statistical uncertainty is negligible. The systematic uncertainty is estimated by studying the dependence of the ratio of opposite-sign and same-sign event yields on the lepton isolation from well-isolated to not isolated leptons. It is found to be 10% (9%) in the  $\tau_e$ - $\tau_{\text{had}}$  ( $\tau_\mu$ - $\tau_{\text{had}}$ ) channel.

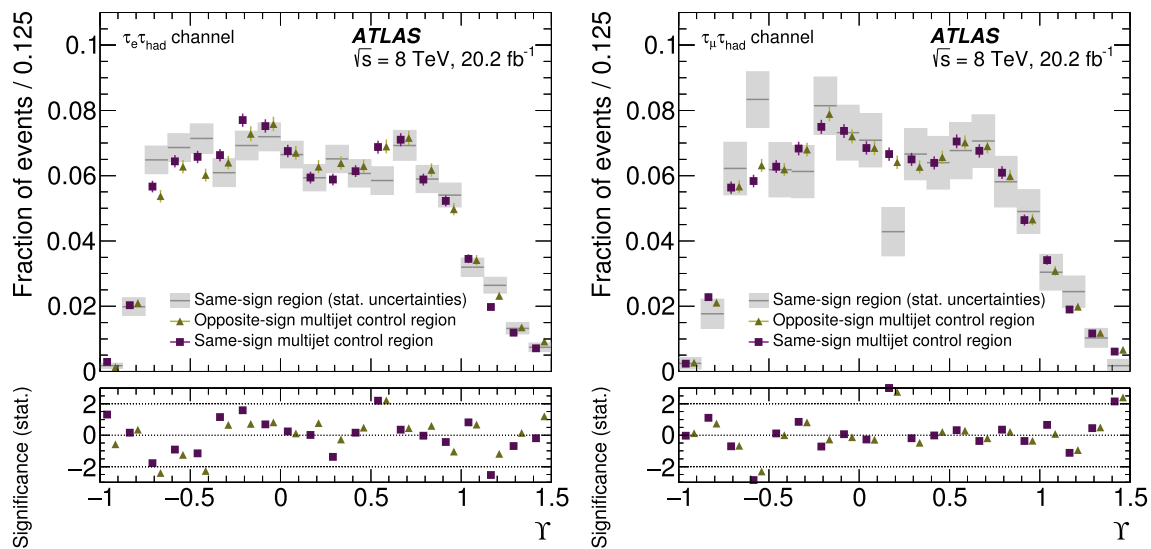
The multijet background estimate relies on the assumption that the shape of the  $\Upsilon$  distribution is the same for multijet

events with opposite and same sign lepton and  $\tau_{\text{had}}$  candidates. This is verified by comparing the distributions in the opposite-sign and same-sign multijet control regions and in the same-sign region (see Fig. 3). The shapes agree within the statistical uncertainties in the same-sign region.

### 8 Systematic uncertainties

The extraction of the  $\tau$  polarisation from the observed data relies on the prediction of the signal and background  $\Upsilon$  templates. Systematic uncertainties can affect the shape of the templates, as well as the acceptance and thus the normalisation. The most important uncertainties are those that can alter the shapes of the signal templates.

Signal acceptance uncertainties affect the left- and right-handed signal components in a very similar way, which means that they have less impact in this analysis. As the background contamination is relatively small (about 30% (20%) in the  $\tau_e$ - $\tau_{\text{had}}$  ( $\tau_\mu$ - $\tau_{\text{had}}$ ) channel), the systematic uncertainties associated with its estimate have a minor impact on the measurement. The uncertainties are discussed below, grouped into experimental and theoretical uncertainties. Modelling uncertainties for the data-driven background estimates are discussed in Sect. 7. A detailed summary of the event yields expected in the selected signal region with full uncertainties can be found in Table 4. Figure 4 shows the selection efficiency of events with left- and right-handed  $\tau^-$  as a function of  $m_{Z/\gamma^*}$  for use in the interpretation of this measurement. Signal inefficiencies are dominated by decay mode and kinematic acceptance requirements.



**Fig. 3** Multijet templates obtained in the same-sign region and in the opposite- and same-sign multijet control regions in the  $\tau_e\text{-}\tau_{\text{had}}$  (left) and  $\tau_\mu\text{-}\tau_{\text{had}}$  (right) channel. Only statistical uncertainties are shown.

The significances, calculated from the statistical uncertainties, of the differences between the shapes in the same-sign region and those in the multijet control regions are shown as well

**Table 4** Event yields expected in the selected signal region for both channels. The  $Z/\gamma^* \rightarrow \tau\tau$  contribution is shown separately for the three components used when extracting the polarisation in the 66–116 GeV mass-selected region (see Sect. 5). The  $\tau$  polarisation is assumed from the simulation for  $Z/\gamma^* \rightarrow \tau\tau$  events. Total uncertainties are shown

Process	$\tau_e\text{-}\tau_{\text{had}}$ channel	$\tau_\mu\text{-}\tau_{\text{had}}$ channel
Data	32,243	32,347
Total expected	$32,000^{+1600}_{-1600}$	$32,800^{+1800}_{-1800}$
Left-handed	$13,800^{+1100}_{-1100}$	$17,000^{+1400}_{-1300}$
Right-handed	$7800^{+600}_{-600}$	$9600^{+700}_{-700}$
Outside mass-selected region	$430^{+40}_{-40}$	$550^{+40}_{-40}$
$W$ +jets	$2240^{+260}_{-240}$	$2590^{+210}_{-220}$
Multijet	$6200^{+600}_{-600}$	$2370^{+270}_{-300}$
Top pair	$360^{+40}_{-40}$	$390^{+40}_{-40}$
$(Z/\gamma^* \rightarrow \ell\ell)$ +jets	$1210^{+140}_{-140}$	$360^{+50}_{-40}$

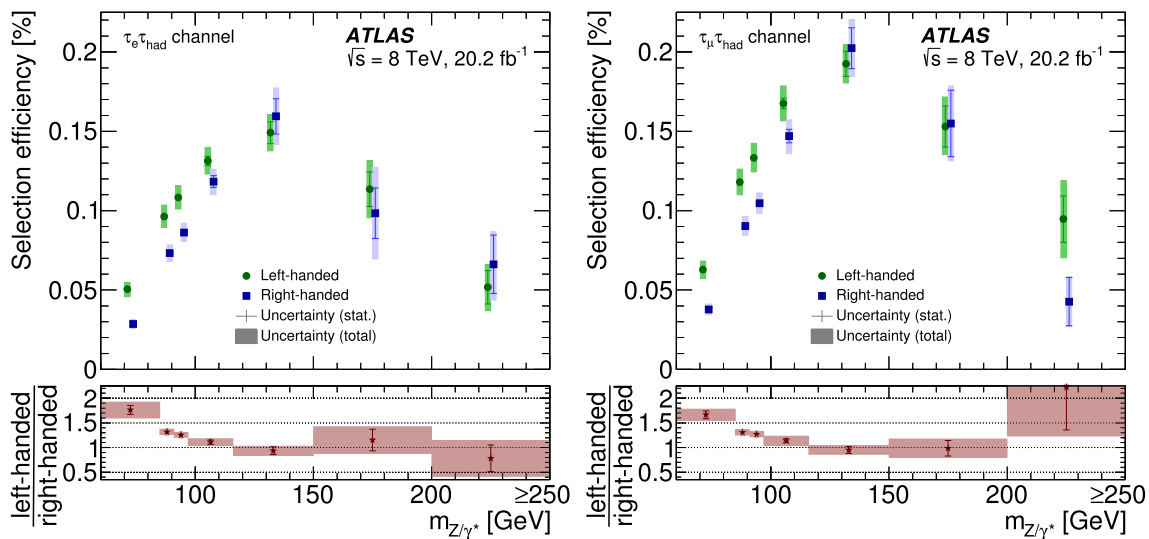
### 8.1 Experimental uncertainties

Experimental sources of uncertainty include trigger, object reconstruction and identification efficiencies, energy and momentum scales and resolutions, and the measurement of the integrated luminosity. They are described below in the order of importance.

The efficiency for identifying  $\tau_{\text{had}}$  candidates was measured in data using tag-and-probe techniques and is about 55% for single-prong  $\tau$  leptons for the ‘medium’ working point used in this analysis [40]. The relative uncertainty in the  $\tau_{\text{had}}$  identification efficiency is (2–3)% for single-prong

$\tau$  candidates. The simulated event samples are corrected for differences in the overall efficiency between data and simulation and the associated uncertainties in the normalisation of the signal and background templates are propagated through the analysis. Some of the input variables [40] used in  $\tau_{\text{had}}$  identification are strongly correlated with  $\Upsilon$ . A mismodelling of these input variables may thus cause differences between the shapes of the  $\Upsilon$  distributions in data and the simulation causing errors specific to this analysis. These errors were studied in detail and are estimated by comparing the  $\tau_{\text{had}}$  identification input variable distributions of  $\tau_{\text{had}}$  candidates in  $W$ +jets and top pair events in the data and the simulation. The observed differences are propagated through the analysis. The resulting uncertainties are referred to as  $\tau_{\text{had}}$  identification uncertainties in the following.

The modelling of  $\Upsilon$  strongly relies on the modelling of the energy response to  $\tau_{\text{had}}$ , because the reconstructed  $\tau$  energy is a direct input (see Eq. 3). In contrast to observables such as masses of heavy particles, which are commonly exploited in analyses studying decay channels that involve  $\tau$  leptons, the reconstruction of  $\Upsilon$  is unaffected by the presence of neutrinos in  $\tau$  decays. It is therefore particularly sensitive to the modelling of the  $\tau_{\text{had-vis}}$  energy response. Consequently, detailed studies were performed to provide a thorough understanding of the related uncertainties. The Tau Energy Scale (TES) uncertainty for  $\tau_{\text{had}}$  decays is evaluated based on the single-hadron response in the calorimeters that was studied in Ref. [40]. The uncertainty is a function of  $\eta$  and  $E_T$  and is generally near 3%. A mismodelling of the energy response to hadrons and to photons may affect the  $\Upsilon$  templates in different ways. For  $\tau_{\text{had}}$  candidates with  $\Upsilon$  values around +1,



**Fig. 4** Selection efficiency for signal events in the  $\tau_e\text{-}\tau_{\text{had}}$  (left) and  $\tau_\mu\text{-}\tau_{\text{had}}$  (right) channels as a function of  $m_{Z/\gamma^*}$ . No requirement is placed on the  $\tau$  decay modes at stable-particle level. The statistical and

total uncertainties are indicated. The statistical and total uncertainties in the efficiency ratio are shown. The last bin includes overflow events

most of the energy originates from hadrons, mostly charged pions. Conversely, photons that arise from  $\pi^0$  decays typically carry a large fraction of the energy for candidates with  $\Upsilon$  values close to  $-1$ . This is accounted for by splitting the TES uncertainty from Ref. [40] into hadronic and electromagnetic components based on the stable-particle level fraction of the  $\tau_{\text{had-vis}}$  energy carried by hadrons and photons, respectively, for signal events.

A mismodelling of the  $\tau_{\text{had}}$  energy resolution (TER) may affect the modelling of the  $\Upsilon$  distribution as well and may be distinguishable from the effect caused by a mismodelling of the TES. The TER in ATLAS was not measured before and is therefore evaluated in this analysis. The TER uncertainties are considered for the hadronic and electromagnetic components separately and determined from the  $\Upsilon$  distribution in the same fit in which the polarisation is measured. The absolute uncertainties are found to be 1.4% for the hadronic and 1.8% for the electromagnetic TER component.

The TES and TER uncertainties are each considered separately for the hadronic and electromagnetic components. The TES uncertainty from the single-hadron response studies is also considered for the backgrounds, which are estimated from the simulation. Here, the contribution from  $Z/\gamma^* \rightarrow ee$  events, for which the selected  $\tau_{\text{had}}$  candidate originates from an electron, is treated separately from the remaining backgrounds, for which the  $\tau_{\text{had}}$  candidates originate from quark- or gluon-initiated jets.

The remaining experimental uncertainties, referred to as other uncertainties, have a minor effect on the final result:

- Trigger, reconstruction and identification of electrons and muons: The efficiencies for triggering, reconstructing,

and identifying electrons and muons are measured in data using tag-and-probe techniques. Electron energy and muon momentum corrections and their uncertainties are evaluated by comparing the response in data and in the simulation [34,35]. The simulated event samples are corrected for the differences.

- Tag-and-probe studies of  $Z/\gamma^* \rightarrow ee$  events are used to derive the correction factors on the rate of electrons to be misidentified as  $\tau_{\text{had}}$  leptons, as well their uncertainties [40].
- Uncertainties that affect the  $E_T^{\text{miss}}$  estimation: In this analysis, uncertainties in the jet energy scale (JES) and resolution (JER) are only relevant due to their effect on the  $E_T^{\text{miss}}$  reconstruction. Various sources of JES and JER uncertainty are considered [44]. Along with the TES, TER, electron energy, and muon momentum uncertainties, they are propagated to the  $E_T^{\text{miss}}$  calculation. Additional uncertainties in the  $E_T^{\text{miss}}$  scale and resolution due to energy clusters that do not belong to any reconstructed object are considered as well [41].
- Luminosity: The absolute luminosity scale is derived from beam-separation scans performed in November 2012. The uncertainty in the integrated luminosity is 1.9% [45]. It applies to simulated samples.

The uncertainties described above are propagated through the analysis.

### 8.2 Theory uncertainties

Theory uncertainties in the signal templates include uncertainties in the event-by-event calculation of the helicity in the

signal sample using the TAUSPINNER algorithm, the choice of signal event generator and its parton shower simulation model, and the choice of PDFs.

The uncertainty related to the signal sample splitting with the TAUSPINNER algorithm is estimated by varying the relevant TAUSPINNER input parameters. These are the QCD factorisation and renormalisation scales, the  $\alpha_s$  coupling and the PDFs. Since the uncertainties may be mass dependent, they are calculated for three different mass ranges around the  $Z$  boson peak (66–116, 81–101, and 88–92 GeV). One of them coincides with the  $66 < m_{Z/\gamma^*} < 116$  GeV range used in this analysis. Samples of  $pp \rightarrow \tau\tau + 2$  jets events generated with the MADGRAPH [46] event generator interfaced with the PYTHIA8 [21] hadronisation and  $\tau$  decay modelling and the same methods as in Ref. [18] are used. The signal samples used in the analysis were generated with different  $\sin^2 \theta_W^{\text{eff}}$  values set in the ALPGEN event generator and PYTHIA6+TAUOLA hadronisation and  $\tau$  decay modelling. This may result in an additional uncertainty in the sample splitting. To assess this uncertainty, the polarisation obtained via the method described in Sect. 5 is compared to the polarisation reported by the TAUSPINNER algorithm. The difference is considered as a systematic uncertainty. The two sources of signal sample splitting uncertainty have a similar impact. Based on these studies, the signal template variations that are caused by 1% migrations from the left-handed to right-handed signal subsamples and vice versa are considered and propagated through the analysis. The resulting uncertainties are referred to as signal sample splitting uncertainties.

The uncertainty related to the choice of event generator for the signal sample is estimated with the help of two auxiliary samples produced with the PYTHIA8 event generator and with the POWHEG event generator interfaced with the PYTHIA8 hadronisation and  $\tau$  decay modelling (see Table 1). Because the latter was generated using the CT10 PDF set, it is reweighted to match the default one (CTEQ6L1) with the LHAPDF package [47] to avoid double-counting of possible systematic effects. These two samples are used to obtain a set of event weights relative to the default ALPGEN sample before any event selection with respect to the kinematics of  $\tau$  leptons and  $Z$  bosons and to the  $\Upsilon$  spectra of various hadronic  $\tau$  decay modes.

The resulting uncertainties are among the leading ones in the analysis. Most of the impact arises from the uncertainties in the  $\tau$  lepton pseudorapidity distributions and from the uncertainties in the  $\Upsilon$  distributions in  $\tau^\pm \rightarrow h^\pm \pi^0 \nu$  decays. The estimation of the uncertainties related to the event generator in the measurement of the polarisation in the fiducial region is performed in the same way as described above. The uncertainties are referred to as signal modelling uncertainties.

The parton shower simulation model uncertainty is estimated using an auxiliary signal sample produced with the

ALPGEN event generator interfaced the HERWIG hadronisation modelling instead of the PYTHIA6 hadronisation modelling as in the default sample. It is used to obtain a set of event weights relative to the default ALPGEN sample before any event selection in the same way as for the uncertainties related to the event generator choice described above.

The impact of this systematic uncertainty, which is included in the other uncertainties category, on the final result is negligible.

The PDF-induced uncertainty is estimated by performing a reweighting of the signal sample using the LHAPDF package. The nominal PDF set CTEQ6L1 is reweighted to the following alternative LO PDF sets: NNP30\_LO\_AS\_0118, MMHT2014LO68CL, and CT14LO. The uncertainties are estimated for all three alternative PDF sets and found to be largest for the CT14LO PDF set. The contribution of PDF uncertainties to the final polarisation uncertainty is small.

## 9 Fit model

The  $\tau$  polarisation is extracted in an extended, binned maximum-likelihood fit to the  $\Upsilon$  distribution. The probability density function is constructed in the histogram-based fitting tool HistFactory [48] within the RooFit framework [49]. The fit is performed simultaneously in the signal and same-sign regions, each with 20 equally spaced bins in the range  $[-1, 1.5]$  in  $\Upsilon$ , in both the  $\tau_e - \tau_{\text{had}}$  and  $\tau_\mu - \tau_{\text{had}}$  channels. The fit to the observed data distribution is performed twice, first to extract the  $\tau$  polarisation in the range  $66 < m_{Z/\gamma^*} < 116$  GeV and then to measure the polarisation in the fiducial region.

The signal histograms of the  $\Upsilon$  variable for the fit that extracts the polarisation in the mass-selected region are the respective three  $Z/\gamma^* \rightarrow \tau\tau$  contributions (see Sect. 5) that pass the selected signal region and same-sign region event selections in the simulation. They are passed to the fit as nominal signal templates. The left-handed and right-handed signal templates describing events inside the mass-selected region are each normalised to the full  $Z/\gamma^* \rightarrow \tau\tau$  cross-section inside the mass-selected region. The relative contributions are scaled with the parameter of interest,  $P_\tau^{\text{POI}}$ , such that  $P_\tau^{\text{POI}}$  represents the polarisation at production as defined in Eq. (1) without any selection except the  $66 < m_{Z/\gamma^*} < 116$  GeV requirement. The template for  $Z/\gamma^* \rightarrow \tau\tau$  events outside the mass-selected region is scaled with the respective  $Z/\gamma^* \rightarrow \tau\tau$  cross-section and is not affected by the parameter  $P_\tau^{\text{POI}}$ . Effects causing deviations of the expected polarisation from that in the data could also alter the  $Z/\gamma^* \rightarrow \tau\tau$  normalisation. Hence an additional unconstrained fit parameter,  $\alpha_Z$ , is included to scale the overall normalisation of the  $Z/\gamma^* \rightarrow \tau\tau$  signals. The  $P_\tau^{\text{POI}}$  and  $\alpha_Z$  parameters are com-

**Table 5** Summary of nuisance parameters related to systematic uncertainties considered in the fits that extract the  $\tau$  polarisation when combining the two channels. The number of parameters in the ‘Other’ category is 36 (34) in the fit that extracts the polarisation in the mass-selected region (in the fiducial region)

Source of uncertainty	Number of parameters	Constraint	Steer variation of
Multijet estimate	40	None	One bin each
MC statistical	40	Poissonian	One bin each
Modelling of signal process	3	Gaussian	Shape and normalisation
$\tau_{\text{had}}$ identification	5	Gaussian	Shape or normalisation
Signal sample splitting	2	Gaussian	Shape and normalisation
TES and TER	6	Gaussian	Shape and normalisation
PDF	1	Gaussian	Shape and normalisation
$W$ +jets shape	2	Gaussian	Shape
Other	34 or 36	Gaussian	Normalisation

mon to the fitted relative and overall normalisation of the signal templates in all regions.

The signal templates used in the fit that extracts the  $\tau$  polarisation in the fiducial region are obtained in a similar way using the respective three contributions defined in Sect. 5. Here, the left- and right-handed signal templates corresponding to events inside the fiducial region are each scaled with the full  $Z/\gamma^* \rightarrow \tau\tau$  cross-section inside the fiducial region. Due to this scaling  $P_{\tau}^{\text{POI}}$  then represents the polarisation of  $\tau$  leptons produced in the fiducial region. The contribution made by events outside the fiducial region is treated as previously described for the events outside the mass-selected region. The scaling with  $P_{\tau}^{\text{POI}}$  and  $\alpha_Z$  is also done as described for the mass-selected region. The treatment of the backgrounds and systematic uncertainties is described below.

The  $Z$ +jets and  $t\bar{t}$  backgrounds are taken into account by the simulated  $\Upsilon$  distributions passing the selected signal region and same-sign region event selections. The  $W$ +jets template histograms are taken from the data-driven estimate. Each of the  $Z$ +jets,  $W$ +jets, and  $t\bar{t}$  background templates are normalised to the expected number of events for each background in the respective regions as described in Sect. 7. The multijet background is estimated in a simultaneous fit in the signal and same-sign regions with nuisance parameters common to the two regions per bin and channel to fit the content in each. The related uncertainties are referred to as multijet estimate uncertainties. For each channel the normalisation of the multijet background in the selected signal region relative to the same-sign region is scaled via a fixed normalisation parameter,  $r_{\text{QCD}}$ .

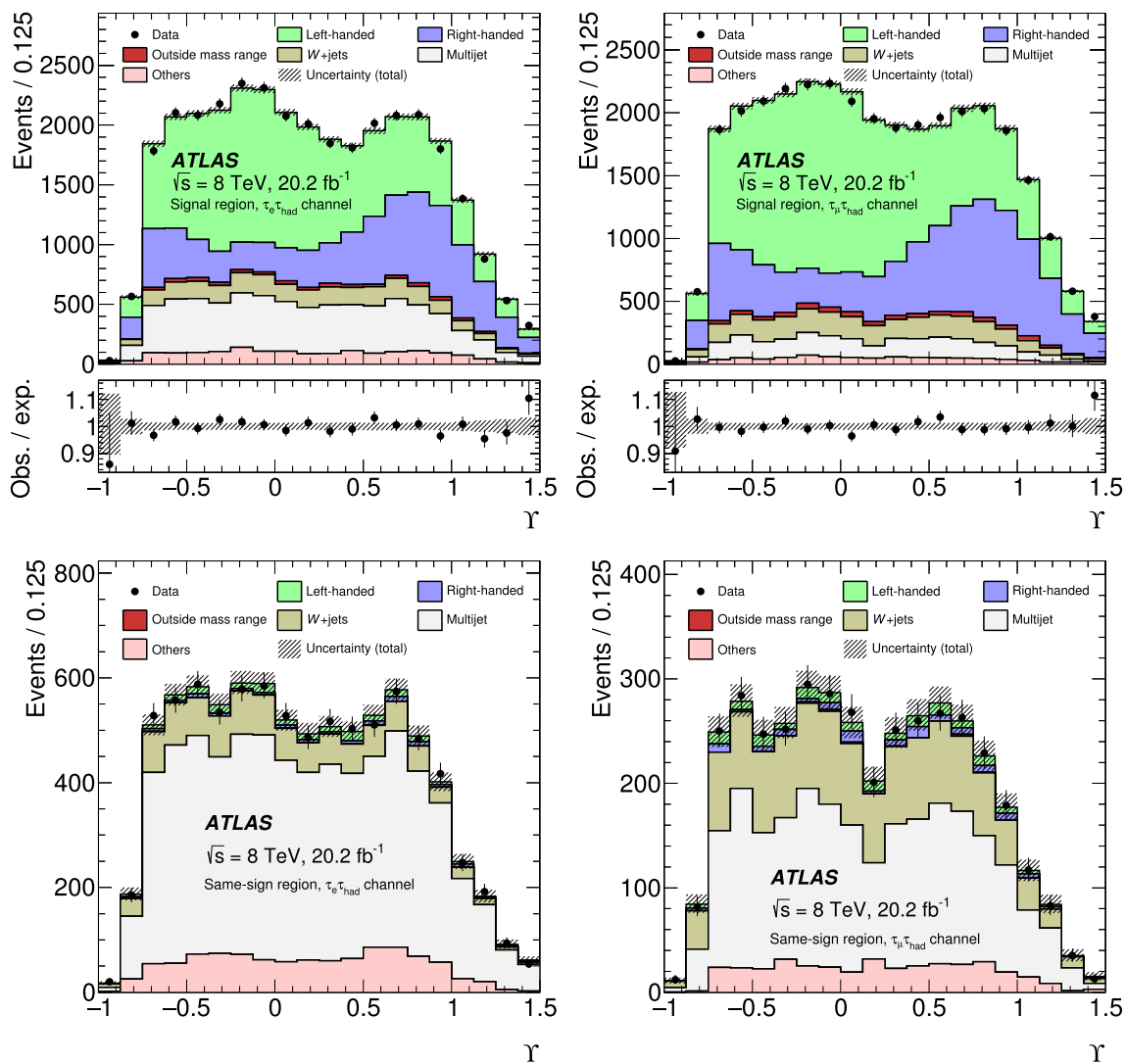
A summary of the nuisance parameters related to systematic uncertainties can be found in Table 5. All systematic uncertainties in the same-sign region are much smaller than the statistical uncertainties in the multijet estimate. They are thus negligible and omitted in the fit.

The statistical uncertainty associated with the finite size of the simulated event samples is accounted for with a variation of the Barlow–Beeston treatment [50]. This results in one

nuisance parameter per channel and bin. The related uncertainties are referred to as MC statistical uncertainties.

Further nuisance parameters are included to account for systematic variations of the template shape and normalisation estimated with the methods described in Sects. 7 and 8. The systematic uncertainties are accounted for in the fit with variations of the individual nominal template histograms. These variations may change the overall normalisation of the histogram or may introduce bin-dependent shape differences. In either case, a single nuisance parameter interpolates between variations that correspond to the estimated  $+1\sigma$  and  $-1\sigma$  uncertainties with a Gaussian constraint. The nuisance parameters may be correlated between normalisation and shape variations, between samples, regions, and channels.

The signal process modelling and PDF parameters control the variations introduced when changing the event generator or the PDF set, respectively. Three of the parameters related to  $\tau_{\text{had}}$  identification uncertainties account for the systematic variation of the input variables that may significantly affect the modelling of the signal template shapes in the simulation. The remaining two  $\tau_{\text{had}}$  identification parameters exclusively vary the normalisation of the signal and background templates according to the uncertainties estimated in the tag-and-probe studies from Ref. [40]. The correlations of the normalisation and shape uncertainties are not known and the parameters are treated as uncorrelated. It was verified that the correlation assumed has a negligible effect on the overall uncertainty. One parameter controls each of the variations caused by migrations from the left-handed to right-handed signal subsamples and vice versa, accounting for the signal sample splitting uncertainties. The correlations of these parameters are also unknown. They are treated as uncorrelated. Their impact on the polarisation uncertainty would be reduced, if they were assumed to be fully correlated instead. One parameter controls each of the variations of the hadronic and electromagnetic components of the TES and TER in the signal templates. The remaining TES parameters account for the TES uncertainty in the backgrounds. One of them is ded-



**Fig. 5** Post-fit  $\Upsilon$  distributions for the  $\tau_e\text{-}\tau_{\text{had}}$  (left) and  $\tau_\mu\text{-}\tau_{\text{had}}$  (right) channels, and for the signal (top) and same-sign (bottom) regions for the fit that extracts the  $\tau$  polarisation in the mass-selected region of  $66 < m_{Z/\gamma^*} < 116$  GeV

icated to  $Z/\gamma^* \rightarrow ee$  events, in which one of the electrons is misidentified as a  $\tau_{\text{had}}$  candidate. One  $W$ +jets shape parameter per channel accounts for the shape uncertainties described in Sect. 7.1.

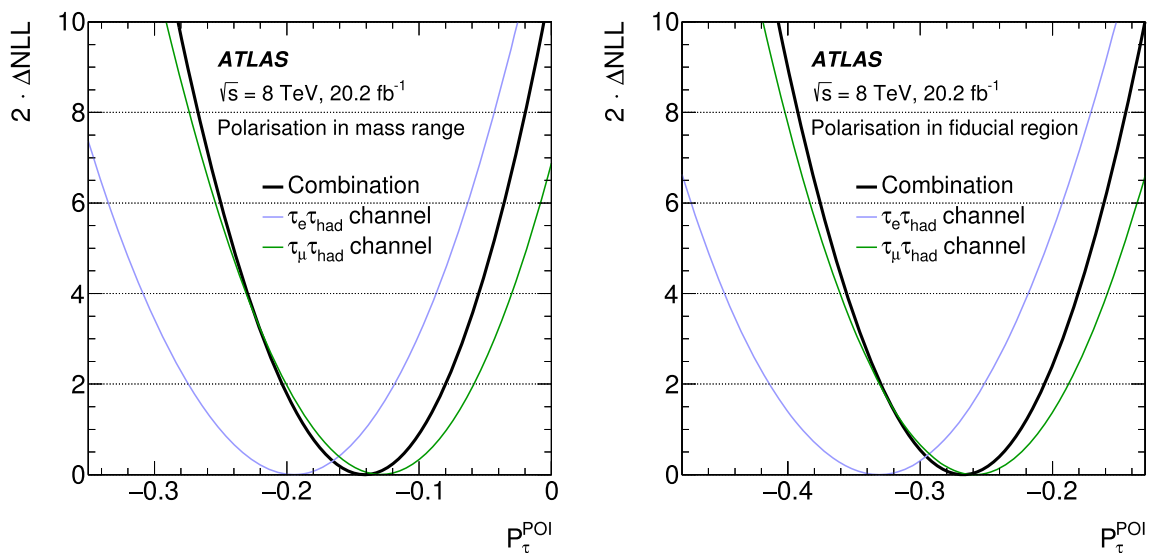
The remaining systematic uncertainties are considered for their impact on the normalisation of each of the template histograms.

Most of them have a small impact on the templates, individually. In the signal region for each sample, the systematic uncertainties are ordered by decreasing amount of normalisation variation that they cause. Nuisance parameters are included until at least 95% of the sum of all normalisation uncertainties per sample is covered. It was verified that the remaining uncertainties would have a negligible impact, if considered.

The fit model was validated in detail using pseudo-experiments. It was verified that it correctly determines the polarisation when confronted with data samples that include polarisation values different from those found in the simulation. The bias was found negligible and the uncertainties determined by the fit were found accurate.

### 10 Results

The  $\tau$  polarisations in the mass-selected region of  $66 < m_{Z/\gamma^*} < 116$  GeV, and in the fiducial region, are extracted using the extended, binned maximum-likelihood fit described in Sect. 9. The fit is performed for the individual channels and for the combination. The  $\Upsilon$  distributions after the combined



**Fig. 6** Likelihood profiles of  $P_{\tau}^{\text{POI}}$  for the fits that extract the polarisation in the mass-selected region of  $66 < m_{Z/\gamma^*} < 116$  GeV (left) and in the fiducial region (right). The profiles are shown separately for the fits in the  $\tau_e\text{-}\tau_{\text{had}}$  and  $\tau_{\mu}\text{-}\tau_{\text{had}}$  channels and for the combination

**Table 6** Measured  $\tau$  polarisation values and overall uncertainties in the mass-selected region of  $66 < m_{Z/\gamma^*} < 116$  GeV and in the fiducial region

Channel	$P_{\tau}$ in mass-selected region	$P_{\tau}$ in fiducial region
$\tau_e\text{-}\tau_{\text{had}}$	$-0.20 \pm 0.02$ (stat) $\pm 0.05$ (syst)	$-0.33 \pm 0.03$ (stat) $\pm 0.05$ (syst)
$\tau_{\mu}\text{-}\tau_{\text{had}}$	$-0.13 \pm 0.02$ (stat) $\pm 0.05$ (syst)	$-0.26 \pm 0.02$ (stat) $\pm 0.05$ (syst)
Combination	$-0.14 \pm 0.02$ (stat) $\pm 0.04$ (syst)	$-0.27 \pm 0.02$ (stat) $\pm 0.04$ (syst)

fit that extracts the  $\tau$  polarisation in the mass-selected region are shown in Fig. 5. The  $P_{\tau}^{\text{POI}}$  likelihood profiles are shown in Fig. 6 and the resulting polarisation values are summarised in Table 6. The polarisation values measured in the  $\tau_e\text{-}\tau_{\text{had}}$  and  $\tau_{\mu}\text{-}\tau_{\text{had}}$  channels agree at a level of 1.4 standard deviations and are compatible. Only uncertainties that are uncorrelated between the channels are considered in this compatibility estimate. Apart from the statistical uncertainties, these are the uncertainties related to the finite size of the simulated event samples and those related to the multijet background estimate. Some of the nuisance parameters, which correspond to uncertainties that are specific to this analysis such as the uncertainties in the modelling of  $\tau_{\text{had}}$  identification and  $\tau_{\text{had}}$  energy reconstruction on the  $\Upsilon$  distribution, are fit to values that differ from their nominal estimates. The sizes of these ‘pulls’ are similar in the two channels. The largest effect is that the polarisation value obtained in the combination is higher and close to that measured in the  $\tau_{\mu}\text{-}\tau_{\text{had}}$  channel.

The impact of the different sources of uncertainty is summarised in Table 7.

The uncertainty in a  $\sin^2 \theta_W^{\text{eff}}$  value extracted from this measurement would be approximately 15 times larger than that reached by the LEP experiments from  $\tau$  polarisation [1]. Therefore, and because additional studies would be required to correct for the Z boson and photon interference,  $\sin^2 \theta_W^{\text{eff}}$  is not determined here.

**Table 7** Impact of the individual sources of uncertainty on the polarisation uncertainty  $\sigma_{P_{\tau}}$  in the combined fits that extract the  $\tau$  polarisation in the mass-selected region of  $66 < m_{Z/\gamma^*} < 116$  GeV and in the fiducial region. The total systematic uncertainty quoted is estimated from the total uncertainty and the statistical uncertainty

Source of uncertainty	$\sigma_{P_{\tau}}$ in mass-selected region	$\sigma_{P_{\tau}}$ in fiducial region
Modelling of signal process	0.026	0.022
$\tau_{\text{had}}$ identification	0.020	0.024
MC statistical	0.016	0.019
Signal sample splitting	0.015	0.015
TES and TER	0.015	0.019
Multijet estimate	0.013	0.013
PDF	0.007	0.005
W+jets shape	0.002	0.003
Other	0.008	0.003
Total systematic uncertainty	0.040	0.039
Statistical uncertainty	0.015	0.016

### 11 Conclusion

A measurement of the  $\tau$  polarisation in  $Z/\gamma^* \rightarrow \tau\tau$  decays with one leptonic and one single-prong hadronic  $\tau$  decay is performed. Sensitivity to  $\tau$  polarisation is gained from the

hadronic  $\tau$  decay. The  $20.2 \text{ fb}^{-1}$  dataset of proton–proton collisions at  $\sqrt{s} = 8 \text{ TeV}$  collected by the ATLAS experiment at the LHC in 2012 is utilised. The measurement is complementary to previous measurements in electron–positron collisions.

In the fiducial region, the measured  $\tau$  polarisation is  $P_\tau = -0.27 \pm 0.02 \text{ (stat)} \pm 0.04 \text{ (syst)}$ . It agrees with the value predicted by the Standard Model (as implemented in the ALPGEN event generator interfaced with the PYTHIA6 and TAUOLA) hadronisation and  $\tau$  decay modelling, which is  $P_\tau = -0.270 \pm 0.006$ . The polarisation is then extracted in the mass-selected region of  $66 < m_{Z/\gamma^*} < 116 \text{ GeV}$  and a value of  $P_\tau = -0.14 \pm 0.02 \text{ (stat)} \pm 0.04 \text{ (syst)}$  is found. The result is in agreement with Standard Model prediction of  $P_\tau = -0.1517 \pm 0.0019$ .

**Acknowledgements** We thank CERN for the very successful operation of the LHC, as well as the support staff from our institutions without whom ATLAS could not be operated efficiently. We acknowledge the support of ANPCyT, Argentina; YerPhI, Armenia; ARC, Australia; BMWFW and FWF, Austria; ANAS, Azerbaijan; SSTC, Belarus; CNPq and FAPESP, Brazil; NSERC, NRC and CFI, Canada; CERN; CONICYT, Chile; CAS, MOST and NSFC, China; COLCIENCIAS, Colombia; MSMT CR, MPO CR and VSC CR, Czech Republic; DNRF and DNSRC, Denmark; IN2P3-CNRS, CEA-DRF/IRFU, France; SRNSF, Georgia; BMBF, HGF, and MPG, Germany; GSRT, Greece; RGC, Hong Kong SAR, China; ISF, I-CORE and Benozziyo Center, Israel; INFN, Italy; MEXT and JSPS, Japan; CNRS, Morocco; NWO, Netherlands; RCN, Norway; MNiSW and NCN, Poland; FCT, Portugal; MNE/IFA, Romania; MES of Russia and NRC KI, Russian Federation; JINR; MESTD, Serbia; MSSR, Slovakia; ARRS and MIZŠ, Slovenia; DST/NRF, South Africa; MINECO, Spain; SRC and Wallenberg Foundation, Sweden; SERI, SNSF and Cantons of Bern and Geneva, Switzerland; MOST, Taiwan; TAEK, Turkey; STFC, United Kingdom; DOE and NSF, United States of America. In addition, individual groups and members have received support from BCKDF, the Canada Council, CANARIE, CRC, Compute Canada, FQRNT, and the Ontario Innovation Trust, Canada; EPLANET, ERC, ERDF, FP7, Horizon 2020 and Marie Skłodowska-Curie Actions, European Union; Investissements d’Avenir Labex and Idex, ANR, Région Auvergne and Fondation Partager le Savoir, France; DFG and AvH Foundation, Germany; Herakleitos, Thales and Aristeia programmes co-financed by EU-ESF and the Greek NSRF; BSF, GIF and Minerva, Israel; BRF, Norway; CERCA Programme Generalitat de Catalunya, Generalitat Valenciana, Spain; the Royal Society and Leverhulme Trust, United Kingdom. The crucial computing support from all WLCG partners is acknowledged gratefully, in particular from CERN, the ATLAS Tier-1 facilities at TRIUMF (Canada), NDGF (Denmark, Norway, Sweden), CC-IN2P3 (France), KIT/GridKA (Germany), INFN-CNAF (Italy), NL-T1 (Netherlands), PIC (Spain), ASGC (Taiwan), RAL (UK) and BNL (USA), the Tier-2 facilities worldwide and large non-WLCG resource providers. Major contributors of computing resources are listed in Ref. [51].

**Open Access** This article is distributed under the terms of the Creative Commons Attribution 4.0 International License (<http://creativecommons.org/licenses/by/4.0/>), which permits unrestricted use, distribution, and reproduction in any medium, provided you give appropriate credit to the original author(s) and the source, provide a link to the Creative Commons license, and indicate if changes were made. Funded by SCOAP<sup>3</sup>.

## References

1. The ALEPH Collaboration, The DELPHI Collaboration, The L3 Collaboration, The OPAL Collaboration, The SLD Collaboration, The LEP Electroweak Working Group, The SLD Electroweak and Heavy Flavour Groups, Precision electroweak measurements on the Z resonance. *Phys. Rep.* **427**, 257 (2006). [arXiv:hep-ex/0509008](https://arxiv.org/abs/hep-ex/0509008)
2. M.L. Mangano et al., ALPGEN, a generator for hard multiparton processes in hadronic collisions. *JHEP* **07**, 001 (2003). [arXiv:hep-ph/0206293](https://arxiv.org/abs/hep-ph/0206293)
3. T. Sjöstrand, S. Mrenna, P.Z. Skands, PYTHIA 6.4 physics and manual. *JHEP* **05**, 026 (2006). [arXiv:hep-ph/0603175](https://arxiv.org/abs/hep-ph/0603175)
4. S. Jadach, J.H. Kuhn, Z. Was, TAUOLA: a library of Monte Carlo programs to simulate decays of polarized tau leptons. *Comput. Phys. Commun.* **64**, 275 (1990)
5. N. Davidson, G. Nanava, T. Przedzinski, E. Richter-Was, Z. Was, Universal interface of TAUOLA: technical and physics documentation. *Comput. Phys. Commun.* **183**(3), 821 (2012). [arXiv:1002.0543](https://arxiv.org/abs/1002.0543) [hep-ph]
6. ATLAS Collaboration, Simultaneous measurements of the  $t\bar{t}$ ,  $W^+W^-$ , and  $Z/\gamma^* \rightarrow \tau\tau$  production cross-sections in pp collisions at  $\sqrt{s} = 7 \text{ TeV}$  with the ATLAS detector. *Phys. Rev. D* **91**, 052005 (2015)
7. CMS Collaboration, Measurement of the inclusive Z cross section via decays to tau pairs in pp collisions at  $\sqrt{s} = 7 \text{ TeV}$ . *JHEP* **08**, 117 (2011). [arXiv:1104.1617](https://arxiv.org/abs/1104.1617) [hep-ex]
8. LHCb Collaboration, A study of the Z production cross-section in pp collisions at  $\sqrt{s} = 7 \text{ TeV}$  using tau final states. *JHEP* **01**, 111 (2013). [arXiv:1210.6289](https://arxiv.org/abs/1210.6289) [hep-ex]
9. ATLAS Collaboration, Measurement of  $\tau$  polarization in  $W \rightarrow \tau\nu$  decays with the ATLAS detector in pp collisions at  $\sqrt{s} = 7 \text{ TeV}$ . *Eur. Phys. J. C* **72**, 2062 (2012). [arXiv:1204.6720](https://arxiv.org/abs/1204.6720) [hep-ex]
10. ATLAS Collaboration, The ATLAS experiment at the CERN large hadron collider. *JINST* **3**, S08003 (2008)
11. ATLAS Collaboration, Performance of the ATLAS trigger system in 2010. *Eur. Phys. J. C* **72**, 1849 (2012). [arXiv:1110.1530](https://arxiv.org/abs/1110.1530) [hep-ex]
12. J. Pumplin et al., New generation of parton distributions with uncertainties from global QCD analysis. *JHEP* **07**, 012 (2002). [arXiv:hep-ph/0201195](https://arxiv.org/abs/hep-ph/0201195)
13. P.Z. Skands, Tuning Monte Carlo generators: the Perugia tunes. *Phys. Rev. D* **82**, 074018 (2010). [arXiv:1005.3457](https://arxiv.org/abs/1005.3457) [hep-ph]
14. E. Barberio, B. van Eijk, Z. Was, PHOTOS: a universal Monte Carlo for QED radiative corrections in decays. *Comput. Phys. Commun.* **66**, 115 (1991)
15. Z. Czyczula, T. Przedzinski, Z. Was, TauSpinner program for studies on spin effect in tau production at the LHC. *Eur. Phys. J. C* **72**, 1988 (2012). [arXiv:1201.0117](https://arxiv.org/abs/1201.0117)
16. A. Sherstnev, R.S. Thorne, Parton distributions for LO generators. *Eur. Phys. J. C* **55**, 553 (2008). [arXiv:0711.2473](https://arxiv.org/abs/0711.2473) [hep-ph]
17. A. Kaczmarska, J. Piatlicki, T. Przedziński, E. Richter-Was, Z. Was, Application of TauSpinner for studies on tau-lepton polarization and spin correlations in Z, W and H decays at the LHC. *Acta Phys. Polon. B* **45**, 1921 (2014). [arXiv:1402.2068](https://arxiv.org/abs/1402.2068) [hep-ph]
18. J. Kalinowski, W. Kotlarski, E. Richter-Was, Z. Was, Production of  $\tau$  lepton pairs with high pT jets at the LHC and the TauSpinner reweighting algorithm. *Eur. Phys. J. C* **76**, 540 (2016). [arXiv:1604.00964](https://arxiv.org/abs/1604.00964) [hep-ph]
19. ATLAS Collaboration, A search for high-mass resonances decaying to  $\tau^+\tau^-$  in pp collisions at  $\sqrt{s} = 8 \text{ TeV}$  with the ATLAS detector. *JHEP* **07**, 157 (2015). [arXiv:1502.07177](https://arxiv.org/abs/1502.07177) [hep-ex]
20. CMS Collaboration, Model independent search for Higgs boson pair production in the  $b\bar{b}\tau^+\tau^-$  final state (2017). [arXiv:1707.00350](https://arxiv.org/abs/1707.00350) [hep-ex]



21. T. Sjöstrand, S. Mrenna, P.Z. Skands, A brief introduction to PYTHIA 8.1. *Comput. Phys. Commun.* **178**, 852 (2008). [arXiv:0710.3820](#) [hep-ph]
22. ATLAS Collaboration, Summary of ATLAS Pythia 8 tunes. ATL-PHYS-PUB-2012-003 (2012). <https://cds.cern.ch/record/1474107>
23. P. Nason, A new method for combining NLO QCD with shower Monte Carlo algorithms. *JHEP* **11**, 040 (2004). [arXiv:hep-ph/0409146](#)
24. S. Frixione, P. Nason, C. Oleari, Matching NLO QCD computations with Parton Shower simulations: the POWHEG method. *JHEP* **11**, 070 (2007). [arXiv:0709.2092](#) [hep-ph]
25. S. Alioli, P. Nason, C. Oleari, E. Re, A general framework for implementing NLO calculations in shower Monte Carlo programs: the POWHEG BOX. *JHEP* **06**, 043 (2010). [arXiv:1002.2581](#) [hep-ph]
26. H.L. Lai et al., New parton distributions for collider physics. *Phys. Rev. D* **82**, 074024 (2010). [arXiv:1007.2241](#) [hep-ph]
27. G. Corcella et al., HERWIG 6: an event generator for hadron emission reactions with interfering gluons (including supersymmetric processes). *JHEP* **01**, 010 (2001). [arXiv:hep-ph/0011363](#)
28. J.M. Butterworth, J.R. Forshaw, M.H. Seymour, Multiparton interactions in photoproduction at HERA. *Z. Phys. C* **72**, 637 (1996). [arXiv:hep-ph/9601371](#)
29. S. Catani, L. Cieri, G. Ferrera, D. de Florian, M. Grazzini, Vector boson production at hadron colliders: a fully exclusive QCD calculation at NNLO. *Phys. Rev. Lett.* **103**, 082001 (2009). [arXiv:0903.2120](#) [hep-ph]
30. ATLAS Collaboration, New ATLAS event generator tunes to 2010 data. ATL-PHYS-PUB-2011-008 (2011). <https://cds.cern.ch/record/1345343>
31. ATLAS Collaboration, Reconstruction of hadronic decay products of tau leptons with the ATLAS experiment. *Eur. Phys. J. C* **76**, 295 (2016). [arXiv:1512.05955](#) [hep-ex]
32. ATLAS Collaboration, The ATLAS simulation infrastructure. *Eur. Phys. J. C* **70**, 823 (2010). [arXiv:1005.4568](#) [hep-ex]
33. S. Agostinelli et al., GEANT4—a simulation toolkit. *Nucl. Instrum. Methods A* **506**, 250 (2003)
34. ATLAS Collaboration, Electron efficiency measurements with the ATLAS detector using the 2012 LHC proton–proton collision data. ATLAS-CONF-2014-032 (2014). <https://cds.cern.ch/record/1706245>
35. ATLAS Collaboration, Measurement of the muon reconstruction performance of the ATLAS detector using 2011 and 2012 LHC proton–proton collision data. *Eur. Phys. J. C* **74**, 3130 (2014). [arXiv:1407.3935](#) [hep-ex]
36. M. Cacciari, G.P. Salam, G. Soyez, FastJet user manual. *Eur. Phys. J. C* **72**, 1896 (2012). [arXiv:1111.6097](#) [hep-ph]
37. M. Cacciari, G.P. Salam, G. Soyez, The anti- $k_t$  jet clustering algorithm. *JHEP* **04**, 063 (2008). [arXiv:0802.1189](#) [hep-ph]
38. ATLAS Collaboration, Topological cell clustering in the ATLAS calorimeters and its performance in LHC Run 1, (2016). [arXiv:1603.02934](#) [hep-ex]
39. ATLAS Collaboration, Search for anomalous couplings in the Wtb vertex from the measurement of double differential angular decay rates of single top quarks produced in the t-channel with the ATLAS detector. *JHEP* **04**, 023 (2016). [arXiv:1510.03764](#) [hep-ex]
40. ATLAS Collaboration, Identification and energy calibration of hadronically decaying tau leptons with the ATLAS experiment in pp collisions at  $\sqrt{s} = 8\text{TeV}$ . *Eur. Phys. J. C* **75**, 303 (2015). [arXiv:1412.7086](#) [hep-ex]
41. ATLAS Collaboration, Performance of missing transverse momentum reconstruction in proton–proton collisions at  $\sqrt{s} = 7\text{TeV}$  with ATLAS. *Eur. Phys. J. C* **72**, 1844 (2012). [arXiv:1108.5602](#) [hep-ex]
42. S. Jadach, Z. Wąs, Monte Carlo simulation of the process  $e^+e^- \rightarrow \tau^+\tau^-$ ,  $\tau^\pm \rightarrow X^\pm$  including radiative  $\mathcal{O}(\alpha^3)$  QED corrections, mass and spin effects. *Comput. Phys. Commun.* **36**, 191 (1985). ISSN:0010-4655. <http://www.sciencedirect.com/science/article/pii/0010465585901237>
43. C. Patrignani et al., Review of particle physics. *Chin. Phys. C* **40**, 100001 (2016)
44. ATLAS Collaboration, Jet energy measurement and its systematic uncertainty in proton–proton collisions at  $\sqrt{s} = 7\text{TeV}$  with the ATLAS detector. *Eur. Phys. J. C* **75**, 17 (2015). [arXiv:1406.0076](#) [hep-ex]
45. ATLAS Collaboration, Luminosity determination in pp collisions at  $\sqrt{s} = 8\text{TeV}$  using the ATLAS detector at the LHC. *Eur. Phys. J. C* **76**, 653 (2016). [arXiv:1608.03953](#) [hep-ex]
46. J. Alwall et al., The automated computation of tree-level and next-to-leading order differential cross sections, and their matching to parton shower simulations. *JHEP* **07**, 079 (2014). [arXiv:1405.0301](#) [hep-ph]
47. A. Buckley et al., LHAPDF6: parton density access in the LHC precision era. *Eur. Phys. J. C* **75**, 132 (2015). [arXiv:1412.7420](#) [hep-ph]
48. K. Cranmer, G. Lewis, L. Moneta, A. Shibata, W. Verkerke, HistFactory: a tool for creating statistical models for use with RooFit and RooStats. CERN-OPEN-2012-016 (2012). <https://cds.cern.ch/record/1456844/>
49. W. Verkerke, D.P. Kirkby, The RooFit toolkit for data modeling (2003). [arXiv:physics/0306116](#)
50. R. Barlow, C. Beeston, Fitting using finite Monte Carlo samples. *Comput. Phys. Commun.* **77**, 219 (1993)
51. ATLAS Collaboration, ATLAS Computing Acknowledgements 2016–2017. ATL-GEN-PUB-2016-002. <https://cds.cern.ch/record/2202407>

## ATLAS Collaboration

M. Aaboud<sup>137d</sup>, G. Aad<sup>88</sup>, B. Abbott<sup>115</sup>, O. Abdinov<sup>12,\*</sup>, B. Abeloos<sup>119</sup>, S. H. Abidi<sup>161</sup>, O. S. AbouZeid<sup>139</sup>, N. L. Abraham<sup>151</sup>, H. Abramowicz<sup>155</sup>, H. Abreu<sup>154</sup>, R. Abreu<sup>118</sup>, Y. Abulaiti<sup>148a,148b</sup>, B. S. Acharya<sup>167a,167b,a</sup>, S. Adachi<sup>157</sup>, L. Adamczyk<sup>41a</sup>, J. Adelman<sup>110</sup>, M. Adersberger<sup>102</sup>, T. Adye<sup>133</sup>, A. A. Affolder<sup>139</sup>, Y. Afik<sup>154</sup>, T. Agatonovic-Jovin<sup>14</sup>, C. Agheorghiesei<sup>28c</sup>, J. A. Aguilar-Saavedra<sup>128a,128f</sup>, S. P. Ahlen<sup>24</sup>, F. Ahmadov<sup>68,b</sup>, G. Aielli<sup>135a,135b</sup>, S. Akatsuka<sup>71</sup>, H. Akerstedt<sup>148a,148b</sup>, T. P. A. Åkesson<sup>84</sup>, E. Akilli<sup>52</sup>, A. V. Akimov<sup>98</sup>, G. L. Alberghi<sup>22a,22b</sup>, J. Albert<sup>172</sup>, P. Albicocco<sup>50</sup>, M. J. Alconada Verzini<sup>74</sup>, S. C. Alderweireldt<sup>108</sup>, M. Aleksa<sup>32</sup>, I. N. Aleksandrov<sup>68</sup>, C. Alexa<sup>28b</sup>, G. Alexander<sup>155</sup>, T. Alexopoulos<sup>10</sup>, M. Alhroob<sup>115</sup>, B. Ali<sup>130</sup>, M. Aliev<sup>76a,76b</sup>, G. Alimonti<sup>94a</sup>, J. Alison<sup>33</sup>, S. P. Alkire<sup>38</sup>, B. M. M. Allbrooke<sup>151</sup>, B. W. Allen<sup>118</sup>, P. P. Allport<sup>19</sup>, A. Aloisio<sup>106a,106b</sup>, A. Alonso<sup>39</sup>, F. Alonso<sup>74</sup>, C. Alpigiani<sup>140</sup>, A. A. Alshehri<sup>56</sup>, M. I. Alstady<sup>88</sup>, B. Alvarez Gonzalez<sup>32</sup>, D. Álvarez Piqueras<sup>170</sup>, M. G. Alvigi<sup>106a,106b</sup>, B. T. Amadio<sup>16</sup>, Y. Amaral Coutinho<sup>26a</sup>, C. Amelung<sup>25</sup>, D. Amidei<sup>92</sup>, S. P. Amor Dos Santos<sup>128a,128c</sup>, S. Amoroso<sup>32</sup>, G. Amundsen<sup>25</sup>, C. Anastopoulos<sup>141</sup>, L. S. Ancu<sup>52</sup>, N. Andari<sup>19</sup>, T. Andeen<sup>11</sup>, C. F. Anders<sup>60b</sup>, J. K. Anders<sup>77</sup>, K. J. Anderson<sup>33</sup>, A. Andreazza<sup>94a,94b</sup>, V. Andrei<sup>60a</sup>, S. Angelidakis<sup>37</sup>, I. Angelozzi<sup>109</sup>, A. Angerami<sup>38</sup>, A. V. Anisenkov<sup>111,c</sup>, N. Anjos<sup>13</sup>, A. Annovi<sup>126a,126b</sup>, C. Antel<sup>60a</sup>, M. Antonelli<sup>50</sup>, A. Antonov<sup>100,\*</sup>, D. J. Antrim<sup>166</sup>, F. Anulli<sup>134a</sup>, M. Aoki<sup>69</sup>, L. Aperio Bella<sup>32</sup>, G. Arabidze<sup>93</sup>, Y. Arai<sup>69</sup>, J. P. Araque<sup>128a</sup>, V. Araujo Ferraz<sup>26a</sup>, A. T. H. Arce<sup>48</sup>, R. E. Ardell<sup>80</sup>, F. A. Arduh<sup>74</sup>, J.-F. Arguin<sup>97</sup>, S. Argyropoulos<sup>66</sup>, M. Arik<sup>20a</sup>, A. J. Armbruster<sup>32</sup>, L. J. Armitage<sup>79</sup>, O. Arnaez<sup>161</sup>, H. Arnold<sup>51</sup>, M. Arratia<sup>30</sup>, O. Arslan<sup>23</sup>, A. Artamonov<sup>99,\*</sup>, G. Artoni<sup>122</sup>, S. Artz<sup>86</sup>, S. Asai<sup>157</sup>, N. Asbah<sup>45</sup>, A. Ashkenazi<sup>155</sup>, L. Asquith<sup>151</sup>, K. Assamagan<sup>27</sup>, R. Astalos<sup>146a</sup>, M. Atkinson<sup>169</sup>, N. B. Atlay<sup>143</sup>, K. Augsten<sup>130</sup>, G. Avolio<sup>32</sup>, B. Axen<sup>16</sup>, M. K. Ayoub<sup>35a</sup>, G. Azuelos<sup>97,d</sup>, A. E. Baas<sup>60a</sup>, M. J. Baca<sup>19</sup>, H. Bachacou<sup>138</sup>, K. Bachas<sup>76a,76b</sup>, M. Backes<sup>122</sup>, P. Bagnaia<sup>134a,134b</sup>, M. Bahmani<sup>42</sup>, H. Bahrasemani<sup>144</sup>, J. T. Baines<sup>133</sup>, M. Bajic<sup>39</sup>, O. K. Baker<sup>179</sup>, P. J. Bakker<sup>109</sup>, E. M. Baldin<sup>111,c</sup>, P. Balek<sup>175</sup>, F. Balli<sup>138</sup>, W. K. Balunas<sup>124</sup>, E. Banas<sup>42</sup>, A. Bandyopadhyay<sup>23</sup>, Sw. Banerjee<sup>176,e</sup>, A. A. E. Bannoura<sup>178</sup>, L. Barak<sup>155</sup>, E. L. Barberio<sup>91</sup>, D. Barberis<sup>53a,53b</sup>, M. Barbero<sup>88</sup>, T. Barillari<sup>103</sup>, M.-S. Barisits<sup>32</sup>, J. T. Barkeloo<sup>118</sup>, T. Barklow<sup>145</sup>, N. Barlow<sup>30</sup>, S. L. Barnes<sup>36c</sup>, B. M. Barnett<sup>133</sup>, R. M. Barnett<sup>16</sup>, Z. Barnovska-Blenessy<sup>36a</sup>, A. Baroncelli<sup>136a</sup>, G. Barone<sup>25</sup>, A. J. Barr<sup>122</sup>, L. Barranco Navarro<sup>170</sup>, F. Barreiro<sup>85</sup>, J. Barreiro Guimarães da Costa<sup>35a</sup>, R. Bartoldus<sup>145</sup>, A. E. Barton<sup>75</sup>, P. Bartos<sup>146a</sup>, A. Basalae<sup>125</sup>, A. Bassalat<sup>119,f</sup>, R. L. Bates<sup>56</sup>, S. J. Batista<sup>161</sup>, J. R. Batley<sup>30</sup>, M. Battaglia<sup>139</sup>, M. Bauce<sup>134a,134b</sup>, F. Bauer<sup>138</sup>, H. S. Bawa<sup>145,g</sup>, J. B. Beacham<sup>113</sup>, M. D. Beattie<sup>75</sup>, T. Beau<sup>83</sup>, P. H. Beauchemin<sup>165</sup>, P. Bechtel<sup>23</sup>, H. P. Beck<sup>18,h</sup>, H. C. Beck<sup>57</sup>, K. Becker<sup>122</sup>, M. Becker<sup>86</sup>, C. Becot<sup>112</sup>, A. J. Beddall<sup>20d</sup>, A. Beddall<sup>20b</sup>, V. A. Bednyakov<sup>68</sup>, M. Bedognetti<sup>109</sup>, C. P. Bee<sup>150</sup>, T. A. Beermann<sup>32</sup>, M. Begalli<sup>26a</sup>, M. Beger<sup>27</sup>, J. K. Behr<sup>45</sup>, A. S. Bell<sup>81</sup>, G. Bella<sup>155</sup>, L. Bellagamba<sup>22a</sup>, A. Bellerive<sup>31</sup>, M. Bellomo<sup>154</sup>, K. Belotskiy<sup>100</sup>, O. Beltramello<sup>32</sup>, N. L. Belyaev<sup>100</sup>, O. Benary<sup>155,\*</sup>, D. Bencheikroun<sup>137a</sup>, M. Bender<sup>102</sup>, N. Benekos<sup>10</sup>, Y. Benhammou<sup>155</sup>, E. Benhar Nocchioli<sup>179</sup>, J. Benitez<sup>66</sup>, D. P. Benjamin<sup>48</sup>, M. Benoit<sup>52</sup>, J. R. Bensinger<sup>25</sup>, S. Bentvelsen<sup>109</sup>, L. Beresford<sup>122</sup>, M. Beretta<sup>50</sup>, D. Berge<sup>109</sup>, E. Bergeaas Kuutmann<sup>168</sup>, N. Berger<sup>5</sup>, J. Beringer<sup>16</sup>, S. Berlendis<sup>58</sup>, N. R. Bernard<sup>89</sup>, G. Bernardi<sup>83</sup>, C. Bernius<sup>145</sup>, F. U. Bernlochner<sup>23</sup>, T. Berry<sup>80</sup>, P. Berta<sup>86</sup>, C. Bertella<sup>35a</sup>, G. Bertoli<sup>148a,148b</sup>, I. A. Bertram<sup>75</sup>, C. Bertsche<sup>45</sup>, D. Bertsche<sup>115</sup>, G. J. Besjes<sup>39</sup>, O. Bessidskaia Bylund<sup>148a,148b</sup>, M. Bessner<sup>45</sup>, N. Besson<sup>138</sup>, A. Bethani<sup>87</sup>, S. Bethke<sup>103</sup>, A. Betti<sup>23</sup>, A. J. Bevan<sup>79</sup>, J. Beyer<sup>103</sup>, R. M. Bianchi<sup>127</sup>, O. Biebel<sup>102</sup>, D. Biedermann<sup>17</sup>, R. Bielski<sup>87</sup>, K. Bierwagen<sup>86</sup>, N. V. Biesuz<sup>126a,126b</sup>, M. Biglietti<sup>136a</sup>, T. R. V. Billoud<sup>97</sup>, H. Bilokon<sup>50</sup>, M. Bindi<sup>57</sup>, A. Bingul<sup>20b</sup>, C. Bini<sup>134a,134b</sup>, S. Biondi<sup>22a,22b</sup>, T. Bisanz<sup>57</sup>, C. Bittrich<sup>47</sup>, D. M. Bjergaard<sup>48</sup>, J. E. Black<sup>145</sup>, K. M. Black<sup>24</sup>, R. E. Blair<sup>6</sup>, T. Blazek<sup>146a</sup>, I. Bloch<sup>45</sup>, C. Blocker<sup>25</sup>, A. Blue<sup>56</sup>, U. Blumenschein<sup>79</sup>, S. Blunier<sup>34a</sup>, G. J. Bobbink<sup>109</sup>, V. S. Bobrovnikov<sup>111,c</sup>, S. S. Bocchetta<sup>84</sup>, A. Bocci<sup>48</sup>, C. Bock<sup>102</sup>, M. Boehler<sup>51</sup>, D. Boerner<sup>178</sup>, D. Bogavac<sup>102</sup>, A. G. Bogdanchikov<sup>111</sup>, C. Bohm<sup>148a</sup>, V. Boisvert<sup>80</sup>, P. Bokan<sup>168,i</sup>, T. Bold<sup>41a</sup>, A. S. Boldyrev<sup>101</sup>, A. E. Bolz<sup>60b</sup>, M. Bomben<sup>83</sup>, M. Bona<sup>79</sup>, M. Boonekamp<sup>138</sup>, A. Borisov<sup>132</sup>, G. Borissov<sup>75</sup>, J. Bortfeldt<sup>32</sup>, D. Bortoletto<sup>122</sup>, V. Bortolotto<sup>62a</sup>, D. Boscherini<sup>22a</sup>, M. Bosman<sup>13</sup>, J. D. Bossio Sola<sup>29</sup>, J. Boudreau<sup>127</sup>, E. V. Bouhova-Thacker<sup>75</sup>, D. Boumediene<sup>37</sup>, C. Bourdarios<sup>119</sup>, S. K. Boutle<sup>56</sup>, A. Boveia<sup>113</sup>, J. Boyd<sup>32</sup>, I. R. Boyko<sup>68</sup>, A. J. Bozson<sup>80</sup>, J. Bracinik<sup>19</sup>, A. Brandt<sup>8</sup>, G. Brandt<sup>57</sup>, O. Brandt<sup>60a</sup>, F. Braren<sup>45</sup>, U. Bratzler<sup>158</sup>, B. Brau<sup>89</sup>, J. E. Brau<sup>118</sup>, W. D. Breaden Madden<sup>56</sup>, K. Brendlinger<sup>45</sup>, A. J. Brennan<sup>91</sup>, L. Brenner<sup>109</sup>, R. Brenner<sup>168</sup>, S. Bressler<sup>175</sup>, D. L. Briglin<sup>19</sup>, T. M. Bristow<sup>49</sup>, D. Britton<sup>56</sup>, D. Britzger<sup>45</sup>, F. M. Brochu<sup>30</sup>, I. Brock<sup>23</sup>, R. Brock<sup>93</sup>, G. Brooijmans<sup>38</sup>, T. Brooks<sup>80</sup>, W. K. Brooks<sup>34b</sup>, J. Brosamer<sup>16</sup>, E. Brost<sup>110</sup>, J. H. Broughton<sup>19</sup>, P. A. Bruckman de Renstrom<sup>42</sup>, D. Bruncko<sup>146b</sup>, A. Bruni<sup>22a</sup>, G. Bruni<sup>22a</sup>, L. S. Bruni<sup>109</sup>, S. Bruno<sup>135a,135b</sup>, B. H. Brunt<sup>30</sup>, M. Bruschi<sup>22a</sup>, N. Bruscino<sup>127</sup>, P. Bryant<sup>33</sup>, L. Bryngemark<sup>45</sup>, T. Buanes<sup>15</sup>, Q. Buat<sup>144</sup>, P. Buchholz<sup>143</sup>, A. G. Buckley<sup>56</sup>, I. A. Budagov<sup>68</sup>, F. Buehrer<sup>51</sup>, M. K. Bugge<sup>121</sup>, O. Bulekov<sup>100</sup>, D. Bullock<sup>8</sup>, T. J. Burch<sup>110</sup>, S. Burdin<sup>77</sup>, C. D. Burgard<sup>51</sup>, A. M. Burger<sup>5</sup>, B. Burghgrave<sup>110</sup>, K. Burka<sup>42</sup>, S. Burke<sup>133</sup>, I. Burmeister<sup>46</sup>, J. T. P. Burr<sup>122</sup>, E. Busato<sup>37</sup>, D. Büscher<sup>51</sup>, V. Büscher<sup>86</sup>, P. Bussey<sup>56</sup>, J. M. Butler<sup>24</sup>, C. M. Buttar<sup>56</sup>, J. M. Butterworth<sup>81</sup>, P. Butti<sup>32</sup>, W. Buttinger<sup>27</sup>, A. Buzatu<sup>153</sup>

A. R. Buzykaev<sup>111,c</sup>, S. Cabrera Urbán<sup>170</sup>, D. Caforio<sup>130</sup>, H. Cai<sup>169</sup>, V. M. Cairo<sup>40a,40b</sup>, O. Cakir<sup>4a</sup>, N. Calace<sup>52</sup>, P. Calafiura<sup>16</sup>, A. Calandri<sup>88</sup>, G. Calderini<sup>83</sup>, P. Calfayan<sup>64</sup>, G. Callea<sup>40a,40b</sup>, L. P. Caloba<sup>26a</sup>, S. Calvente Lopez<sup>85</sup>, D. Calvet<sup>37</sup>, S. Calvet<sup>37</sup>, T. P. Calvet<sup>88</sup>, R. Camacho Toro<sup>33</sup>, S. Camarda<sup>32</sup>, P. Camarri<sup>135a,135b</sup>, D. Cameron<sup>121</sup>, R. Caminal Armadans<sup>169</sup>, C. Camincher<sup>58</sup>, S. Campana<sup>32</sup>, M. Campanelli<sup>81</sup>, A. Camplani<sup>94a,94b</sup>, A. Campoverde<sup>143</sup>, V. Canale<sup>106a,106b</sup>, M. Cano Bret<sup>36c</sup>, J. Cantero<sup>116</sup>, T. Cao<sup>155</sup>, M. D. M. Capeans Garrido<sup>32</sup>, I. Caprini<sup>28b</sup>, M. Caprini<sup>28b</sup>, M. Capua<sup>40a,40b</sup>, R. M. Carbone<sup>38</sup>, R. Cardarelli<sup>135a</sup>, F. Cardillo<sup>51</sup>, I. Carli<sup>131</sup>, T. Carli<sup>32</sup>, G. Carlino<sup>106a</sup>, B. T. Carlson<sup>127</sup>, L. Carminati<sup>94a,94b</sup>, R. M. D. Carney<sup>148a,148b</sup>, S. Caron<sup>108</sup>, E. Carquin<sup>34b</sup>, S. Carrà<sup>94a,94b</sup>, G. D. Carrillo-Montoya<sup>32</sup>, D. Casadei<sup>19</sup>, M. P. Casado<sup>13,j</sup>, A. F. Casha<sup>161</sup>, M. Casolino<sup>13</sup>, D. W. Casper<sup>166</sup>, R. Castelijm<sup>109</sup>, V. Castillo Gimenez<sup>170</sup>, N. F. Castro<sup>128a,k</sup>, A. Catinaccio<sup>32</sup>, J. R. Catmore<sup>121</sup>, A. Cattai<sup>32</sup>, J. Caudron<sup>23</sup>, V. Cavaliere<sup>169</sup>, E. Cavallaro<sup>13</sup>, D. Cavalli<sup>94a</sup>, M. Cavalli-Sforza<sup>13</sup>, V. Cavasinni<sup>126a,126b</sup>, E. Celebi<sup>20c</sup>, F. Ceradini<sup>136a,136b</sup>, L. Cerda Alberich<sup>170</sup>, A. S. Cerqueira<sup>26b</sup>, A. Cerri<sup>151</sup>, L. Cerrito<sup>135a,135b</sup>, F. Cerutti<sup>16</sup>, A. Cervelli<sup>22a,22b</sup>, S. A. Cetin<sup>20c</sup>, A. Chafaq<sup>137a</sup>, D. Chakraborty<sup>110</sup>, S. K. Chan<sup>59</sup>, W. S. Chan<sup>109</sup>, Y. L. Chan<sup>62a</sup>, P. Chang<sup>169</sup>, J. D. Chapman<sup>30</sup>, D. G. Charlton<sup>19</sup>, C. C. Chau<sup>31</sup>, C. A. Chavez Barajas<sup>151</sup>, S. Che<sup>113</sup>, S. Cheatham<sup>167a,167c</sup>, A. Chegwiddden<sup>93</sup>, S. Chekanov<sup>6</sup>, S. V. Chekulaev<sup>163a</sup>, G. A. Chelkov<sup>68,l</sup>, M. A. Chelstowska<sup>32</sup>, C. Chen<sup>36a</sup>, C. Chen<sup>67</sup>, H. Chen<sup>27</sup>, J. Chen<sup>36a</sup>, S. Chen<sup>35b</sup>, S. Chen<sup>157</sup>, X. Chen<sup>35c,m</sup>, Y. Chen<sup>70</sup>, H. C. Cheng<sup>92</sup>, H. J. Cheng<sup>35a</sup>, A. Cheplakov<sup>68</sup>, E. Cheremushkina<sup>132</sup>, R. Cherkaoui El Moursli<sup>137e</sup>, E. Cheu<sup>7</sup>, K. Cheung<sup>63</sup>, L. Chevalier<sup>138</sup>, V. Chiarella<sup>50</sup>, G. Chiarelli<sup>126a,126b</sup>, G. Chiodini<sup>76a</sup>, A. S. Chisholm<sup>32</sup>, A. Chitan<sup>28b</sup>, Y. H. Chiu<sup>172</sup>, M. V. Chizhov<sup>68</sup>, K. Choi<sup>64</sup>, A. R. Chomont<sup>37</sup>, S. Chouridou<sup>156</sup>, Y. S. Chow<sup>62a</sup>, V. Christodoulou<sup>81</sup>, M. C. Chu<sup>62a</sup>, J. Chudoba<sup>129</sup>, A. J. Chuinard<sup>90</sup>, J. J. Chwastowski<sup>42</sup>, L. Chytka<sup>117</sup>, A. K. Ciftci<sup>4a</sup>, D. Cinca<sup>46</sup>, V. Cindro<sup>78</sup>, I. A. Cioara<sup>23</sup>, A. Ciocio<sup>16</sup>, F. Ciroto<sup>106a,106b</sup>, Z. H. Citron<sup>175</sup>, M. Citterio<sup>94a</sup>, M. Ciubancan<sup>28b</sup>, A. Clark<sup>52</sup>, B. L. Clark<sup>59</sup>, M. R. Clark<sup>38</sup>, P. J. Clark<sup>49</sup>, R. N. Clarke<sup>16</sup>, C. Clement<sup>148a,148b</sup>, Y. Coadou<sup>88</sup>, M. Cobal<sup>167a,167c</sup>, A. Coccaro<sup>52</sup>, J. Cochran<sup>67</sup>, L. Colasurdo<sup>108</sup>, B. Cole<sup>38</sup>, A. P. Colijn<sup>109</sup>, J. Collot<sup>58</sup>, T. Colombo<sup>166</sup>, P. Conde Muiño<sup>128a,128b</sup>, E. Coniavitis<sup>51</sup>, S. H. Connell<sup>147b</sup>, I. A. Connelly<sup>87</sup>, S. Constantinescu<sup>28b</sup>, G. Conti<sup>32</sup>, F. Conventi<sup>106a,n</sup>, M. Cooke<sup>16</sup>, A. M. Cooper-Sarkar<sup>122</sup>, F. Cormier<sup>171</sup>, K. J. R. Cormier<sup>161</sup>, M. Corradi<sup>134a,134b</sup>, F. Corriveau<sup>90,o</sup>, A. Cortes-Gonzalez<sup>32</sup>, G. Costa<sup>94a</sup>, M. J. Costa<sup>170</sup>, D. Costanzo<sup>141</sup>, G. Cottin<sup>30</sup>, G. Cowan<sup>80</sup>, B. E. Cox<sup>87</sup>, K. Cranmer<sup>112</sup>, S. J. Crawley<sup>56</sup>, R. A. Creager<sup>124</sup>, G. Cree<sup>31</sup>, S. Crépe-Renaudin<sup>58</sup>, F. Crescioli<sup>83</sup>, W. A. Cribbs<sup>148a,148b</sup>, M. Cristinziani<sup>23</sup>, V. Croft<sup>112</sup>, G. Crosetti<sup>40a,40b</sup>, A. Cueto<sup>85</sup>, T. Cuhadar Donszelmann<sup>141</sup>, A. R. Cukierman<sup>145</sup>, J. Cummings<sup>179</sup>, M. Curatolo<sup>50</sup>, J. Cúth<sup>86</sup>, S. Czekierda<sup>42</sup>, P. Czodrowski<sup>32</sup>, G. D'amen<sup>22a,22b</sup>, S. D'Auria<sup>56</sup>, L. D'eraimo<sup>83</sup>, M. D'Onofrio<sup>77</sup>, M. J. Da Cunha Sargedas De Sousa<sup>128a,128b</sup>, C. Da Via<sup>87</sup>, W. Dabrowski<sup>41a</sup>, T. Dado<sup>146a</sup>, T. Dai<sup>92</sup>, O. Dale<sup>15</sup>, F. Dallaire<sup>97</sup>, C. Dallapiccola<sup>89</sup>, M. Dam<sup>39</sup>, J. R. Dandoy<sup>124</sup>, M. F. Daneri<sup>29</sup>, N. P. Dang<sup>176</sup>, A. C. Daniells<sup>19</sup>, N. S. Dann<sup>87</sup>, M. Danninger<sup>171</sup>, M. Dano Hoffmann<sup>138</sup>, V. Dao<sup>150</sup>, G. Darbo<sup>53a</sup>, S. Darmora<sup>8</sup>, J. Dassoulas<sup>3</sup>, A. Dattagupta<sup>118</sup>, T. Daubney<sup>45</sup>, W. Davey<sup>23</sup>, C. David<sup>45</sup>, T. Davidek<sup>131</sup>, D. R. Davis<sup>48</sup>, P. Davison<sup>81</sup>, E. Dawe<sup>91</sup>, I. Dawson<sup>141</sup>, K. De<sup>8</sup>, R. de Asmundis<sup>106a</sup>, A. De Benedetti<sup>115</sup>, S. De Castro<sup>22a,22b</sup>, S. De Cecco<sup>83</sup>, N. De Groot<sup>108</sup>, P. de Jong<sup>109</sup>, H. De la Torre<sup>93</sup>, F. De Lorenzi<sup>67</sup>, A. De Maria<sup>57</sup>, D. De Pedis<sup>134a</sup>, A. De Salvo<sup>134a</sup>, U. De Sanctis<sup>135a,135b</sup>, A. De Santo<sup>151</sup>, K. De Vasconcelos Corga<sup>88</sup>, J. B. De Vivie De Regie<sup>119</sup>, R. Debbé<sup>27</sup>, C. Debenedetti<sup>139</sup>, D. V. Dedovich<sup>68</sup>, N. Dehghanian<sup>3</sup>, I. Deigaard<sup>109</sup>, M. Del Gaudio<sup>40a,40b</sup>, J. Del Peso<sup>85</sup>, D. Delgove<sup>119</sup>, F. Deliot<sup>138</sup>, C. M. Delitzsch<sup>7</sup>, A. Dell'Acqua<sup>32</sup>, L. Dell'Asta<sup>24</sup>, M. Dell'Orso<sup>126a,126b</sup>, M. Della Pietra<sup>106a,106b</sup>, D. della Volpe<sup>52</sup>, M. Delmastro<sup>5</sup>, C. Delporte<sup>119</sup>, P. A. Delsart<sup>58</sup>, D. A. DeMarco<sup>161</sup>, S. Demers<sup>179</sup>, M. Demichev<sup>68</sup>, A. Demilly<sup>83</sup>, S. P. Denisov<sup>132</sup>, D. Denysiuk<sup>138</sup>, D. Derendarz<sup>42</sup>, J. E. Derkaoui<sup>137d</sup>, F. Derue<sup>83</sup>, P. Dervan<sup>77</sup>, K. Desch<sup>23</sup>, C. Deterre<sup>45</sup>, K. Dette<sup>161</sup>, M. R. Devesa<sup>29</sup>, P. O. Deviveiros<sup>32</sup>, A. Dewhurst<sup>133</sup>, S. Dhaliwal<sup>25</sup>, F. A. Di Bello<sup>52</sup>, A. Di Ciaccio<sup>135a,135b</sup>, L. Di Ciaccio<sup>5</sup>, W. K. Di Clemente<sup>124</sup>, C. Di Donato<sup>106a,106b</sup>, A. Di Girolamo<sup>32</sup>, B. Di Girolamo<sup>32</sup>, B. Di Micco<sup>136a,136b</sup>, R. Di Nardo<sup>32</sup>, K. F. Di Petrillo<sup>59</sup>, A. Di Simone<sup>51</sup>, R. Di Sipio<sup>161</sup>, D. Di Valentino<sup>31</sup>, C. Diaconu<sup>88</sup>, M. Diamond<sup>161</sup>, F. A. Dias<sup>39</sup>, M. A. Diaz<sup>34a</sup>, E. B. Diehl<sup>92</sup>, J. Dietrich<sup>17</sup>, S. Díez Cornell<sup>45</sup>, A. Dimitrievska<sup>14</sup>, J. Dingfelder<sup>23</sup>, P. Dita<sup>28b</sup>, S. Dita<sup>28b</sup>, F. Dittus<sup>32</sup>, F. Djama<sup>88</sup>, T. Djobava<sup>54b</sup>, J. I. Djuvsland<sup>60a</sup>, M. A. B. do Vale<sup>26c</sup>, D. Dobos<sup>32</sup>, M. Dobre<sup>28b</sup>, D. Dodsworth<sup>25</sup>, C. Doglioni<sup>84</sup>, J. Dolejsi<sup>131</sup>, Z. Dolezal<sup>131</sup>, M. Donadelli<sup>26d</sup>, S. Donati<sup>126a,126b</sup>, P. Dondero<sup>123a,123b</sup>, J. Donini<sup>37</sup>, J. Dopke<sup>133</sup>, A. Doria<sup>106a</sup>, M. T. Dova<sup>74</sup>, A. T. Doyle<sup>56</sup>, E. Drechsler<sup>57</sup>, M. Dris<sup>10</sup>, Y. Du<sup>36b</sup>, J. Duarte-Campderros<sup>155</sup>, F. Dubinin<sup>98</sup>, A. Dubreuil<sup>52</sup>, E. Duchovni<sup>175</sup>, G. Duckeck<sup>102</sup>, A. Ducourthial<sup>83</sup>, O. A. Ducu<sup>97,p</sup>, D. Duda<sup>109</sup>, A. Dudarev<sup>32</sup>, A. Chr. Dudder<sup>86</sup>, E. M. Duffield<sup>16</sup>, L. Duflot<sup>119</sup>, M. Dührssen<sup>32</sup>, C. Dulsen<sup>178</sup>, M. Dumancic<sup>175</sup>, A. E. Dumitriu<sup>28b</sup>, A. K. Duncan<sup>56</sup>, M. Dunford<sup>60a</sup>, A. Duperrin<sup>88</sup>, H. Duran Yildiz<sup>4a</sup>, M. Düren<sup>55</sup>, A. Durglishvili<sup>54b</sup>, D. Duschinger<sup>47</sup>, B. Dutta<sup>45</sup>, D. Duvnjak<sup>1</sup>, M. Dyndal<sup>45</sup>, B. S. Dziedzic<sup>42</sup>, C. Eckardt<sup>45</sup>, K. M. Ecker<sup>103</sup>, R. C. Edgar<sup>92</sup>, T. Eifert<sup>32</sup>, G. Eigen<sup>15</sup>, K. Einsweiler<sup>16</sup>, T. Ekelof<sup>168</sup>, M. El Kacimi<sup>137c</sup>, R. El Kosseifi<sup>88</sup>, V. Ellajosyula<sup>88</sup>, M. Ellert<sup>168</sup>, S. Elles<sup>5</sup>, F. Ellinghaus<sup>178</sup>, A. A. Elliot<sup>172</sup>, N. Ellis<sup>32</sup>, J. Elmsheuser<sup>27</sup>, M. Elsing<sup>32</sup>, D. Emelianov<sup>133</sup>, Y. Enari<sup>157</sup>, J. S. Ennis<sup>173</sup>, M. B. Epland<sup>48</sup>, J. Erdmann<sup>46</sup>, A. Ereditato<sup>18</sup>, M. Ernst<sup>27</sup>, S. Errede<sup>169</sup>, M. Escalier<sup>119</sup>, C. Escobar<sup>170</sup>, B. Esposito<sup>50</sup>, O. Estrada Pastor<sup>170</sup>, A. I. Etienne<sup>138</sup>, E. Etzion<sup>155</sup>, H. Evans<sup>64</sup>, A. Ezhilov<sup>125</sup>, M. Ezzi<sup>137e</sup>,

F. Fabbri<sup>22a,22b</sup>, L. Fabbri<sup>22a,22b</sup>, V. Fabiani<sup>108</sup>, G. Facini<sup>81</sup>, R. M. Fakhruddinov<sup>132</sup>, S. Falciano<sup>134a</sup>, R. J. Falla<sup>81</sup>, J. Faltova<sup>32</sup>, Y. Fang<sup>35a</sup>, M. Fanti<sup>94a,94b</sup>, A. Farbin<sup>8</sup>, A. Farilla<sup>136a</sup>, C. Farina<sup>127</sup>, E. M. Farina<sup>123a,123b</sup>, T. Farooque<sup>93</sup>, S. Farrell<sup>16</sup>, S. M. Farrington<sup>173</sup>, P. Farthouat<sup>32</sup>, F. Fassi<sup>137e</sup>, P. Fassnacht<sup>32</sup>, D. Fassouliotis<sup>9</sup>, M. Fauci Giannelli<sup>49</sup>, A. Favareto<sup>53a,53b</sup>, W. J. Fawcett<sup>122</sup>, L. Fayard<sup>119</sup>, O. L. Fedin<sup>125,q</sup>, W. Fedorko<sup>171</sup>, S. Feigl<sup>121</sup>, L. Feligioni<sup>88</sup>, C. Feng<sup>36b</sup>, E. J. Feng<sup>32</sup>, M. J. Fenton<sup>56</sup>, A. B. Fenyuk<sup>132</sup>, L. Feremenga<sup>8</sup>, P. Fernandez Martinez<sup>170</sup>, J. Ferrando<sup>45</sup>, A. Ferrari<sup>168</sup>, P. Ferrari<sup>109</sup>, R. Ferrari<sup>123a</sup>, D. E. Ferreira de Lima<sup>60b</sup>, A. Ferrer<sup>170</sup>, D. Ferrere<sup>52</sup>, C. Ferretti<sup>92</sup>, F. Fiedler<sup>86</sup>, A. Filipčić<sup>78</sup>, M. Filipuzzi<sup>45</sup>, F. Filthaut<sup>108</sup>, M. Fincke-Keeler<sup>172</sup>, K. D. Finelli<sup>24</sup>, M. C. N. Fiolhais<sup>128a,128c,r</sup>, L. Fiorini<sup>170</sup>, A. Fischer<sup>2</sup>, C. Fischer<sup>13</sup>, J. Fischer<sup>178</sup>, W. C. Fisher<sup>93</sup>, N. Flaschel<sup>45</sup>, I. Fleck<sup>143</sup>, P. Fleischmann<sup>92</sup>, R. R. M. Fletcher<sup>124</sup>, T. Flick<sup>178</sup>, B. M. Flierl<sup>102</sup>, L. R. Flores Castillo<sup>62a</sup>, M. J. Flowerdew<sup>103</sup>, G. T. Forcolin<sup>87</sup>, A. Formica<sup>138</sup>, F. A. Förster<sup>13</sup>, A. Forti<sup>87</sup>, A. G. Foster<sup>19</sup>, D. Fournier<sup>119</sup>, H. Fox<sup>75</sup>, S. Fracchia<sup>141</sup>, P. Francavilla<sup>83</sup>, M. Franchini<sup>22a,22b</sup>, S. Franchino<sup>60a</sup>, D. Francis<sup>32</sup>, L. Franconi<sup>121</sup>, M. Franklin<sup>59</sup>, M. Frate<sup>166</sup>, M. Fraternali<sup>123a,123b</sup>, D. Freeborn<sup>81</sup>, S. M. Fressard-Batraneanu<sup>32</sup>, B. Freund<sup>97</sup>, D. Froidevaux<sup>32</sup>, J. A. Frost<sup>122</sup>, C. Fukunaga<sup>158</sup>, T. Fusayasu<sup>104</sup>, J. Fuster<sup>170</sup>, O. Gabizon<sup>154</sup>, A. Gabrielli<sup>22a,22b</sup>, A. Gabrielli<sup>16</sup>, G. P. Gach<sup>41a</sup>, S. Gadatsch<sup>32</sup>, S. Gadomski<sup>80</sup>, G. Gagliardi<sup>53a,53b</sup>, L. G. Gagnon<sup>97</sup>, C. Galea<sup>108</sup>, B. Galhardo<sup>128a,128c</sup>, E. J. Gallas<sup>122</sup>, B. J. Gallop<sup>133</sup>, P. Gallus<sup>130</sup>, G. Galster<sup>39</sup>, K. K. Gan<sup>113</sup>, S. Ganguly<sup>37</sup>, Y. Gao<sup>77</sup>, Y. S. Gao<sup>145,g</sup>, F. M. Garay Walls<sup>34a</sup>, C. García<sup>170</sup>, J. E. García Navarro<sup>170</sup>, J. A. García Pascual<sup>35a</sup>, M. Garcia-Sciveres<sup>16</sup>, R. W. Gardner<sup>33</sup>, N. Garelli<sup>145</sup>, V. Garonne<sup>121</sup>, A. Gascon Bravo<sup>45</sup>, K. Gasnikova<sup>45</sup>, C. Gatti<sup>50</sup>, A. Gaudiello<sup>53a,53b</sup>, G. Gaudio<sup>123a</sup>, I. L. Gavrilenko<sup>98</sup>, C. Gay<sup>171</sup>, G. Gaycken<sup>23</sup>, E. N. Gazis<sup>10</sup>, C. N. P. Gee<sup>133</sup>, J. Geisen<sup>57</sup>, M. Geisen<sup>86</sup>, M. P. Geisler<sup>60a</sup>, K. Gellerstedt<sup>148a,148b</sup>, C. Gemme<sup>53a</sup>, M. H. Genest<sup>58</sup>, C. Geng<sup>92</sup>, S. Gentile<sup>134a,134b</sup>, C. Gentsos<sup>156</sup>, S. George<sup>80</sup>, D. Gerbaudo<sup>13</sup>, G. Geßner<sup>46</sup>, S. Ghasemi<sup>143</sup>, M. Ghneimat<sup>23</sup>, B. Giacobbe<sup>22a</sup>, S. Giagu<sup>134a,134b</sup>, N. Giangiacomi<sup>22a,22b</sup>, P. Giannetti<sup>126a,126b</sup>, S. M. Gibson<sup>80</sup>, M. Gignac<sup>171</sup>, M. Gilchriese<sup>16</sup>, D. Gillberg<sup>31</sup>, G. Gilles<sup>178</sup>, D. M. Gingrich<sup>3,d</sup>, M. P. Giordani<sup>167a,167c</sup>, F. M. Giorgi<sup>22a</sup>, P. F. Giraud<sup>138</sup>, P. Giromini<sup>59</sup>, G. Giugliarelli<sup>167a,167c</sup>, D. Giugni<sup>94a</sup>, F. Giuli<sup>122</sup>, C. Giuliani<sup>103</sup>, M. Giulini<sup>60b</sup>, B. K. Gjelsten<sup>121</sup>, S. Gkaitatzis<sup>156</sup>, I. Gkialas<sup>9,s</sup>, E. L. Gkougkousis<sup>13</sup>, P. Gkoutoumis<sup>10</sup>, L. K. Gladilin<sup>101</sup>, C. Glasman<sup>85</sup>, J. Glatzer<sup>13</sup>, P. C. F. Glaysheer<sup>45</sup>, A. Glazov<sup>45</sup>, M. Goblirsch-Kolb<sup>25</sup>, J. Godlewski<sup>42</sup>, S. Goldfarb<sup>91</sup>, T. Golling<sup>52</sup>, D. Golubkov<sup>132</sup>, A. Gomes<sup>128a,128b,128d</sup>, R. Gonçalves<sup>128a</sup>, R. Goncalves Gama<sup>26a</sup>, J. Goncalves Pinto Firmino Da Costa<sup>138</sup>, G. Gonella<sup>51</sup>, L. Gonella<sup>19</sup>, A. Gongadze<sup>68</sup>, J. L. Gonski<sup>59</sup>, S. González de la Hoz<sup>170</sup>, S. Gonzalez-Sevilla<sup>52</sup>, L. Goossens<sup>32</sup>, P. A. Gorbounov<sup>99</sup>, H. A. Gordon<sup>27</sup>, I. Gorelov<sup>107</sup>, B. Gorini<sup>32</sup>, E. Gorini<sup>76a,76b</sup>, A. Gorišek<sup>78</sup>, A. T. Goshaw<sup>48</sup>, C. Gössling<sup>46</sup>, M. I. Gostkin<sup>68</sup>, C. A. Gottardo<sup>23</sup>, C. R. Goudet<sup>119</sup>, D. Goujdami<sup>137c</sup>, A. G. Goussiou<sup>140</sup>, N. Govender<sup>147b,t</sup>, E. Gozani<sup>154</sup>, I. Grabowska-Bold<sup>41a</sup>, P. O. J. Gradin<sup>168</sup>, J. Gramling<sup>166</sup>, E. Gramstad<sup>121</sup>, S. Grancagnolo<sup>17</sup>, V. Gratchev<sup>125</sup>, P. M. Gravila<sup>28f</sup>, C. Gray<sup>56</sup>, H. M. Gray<sup>16</sup>, Z. D. Greenwood<sup>82,u</sup>, C. Greife<sup>23</sup>, K. Gregersen<sup>81</sup>, I. M. Gregor<sup>45</sup>, P. Grenier<sup>145</sup>, K. Grevtsov<sup>5</sup>, J. Griffiths<sup>8</sup>, A. A. Grillo<sup>139</sup>, K. Grimm<sup>75</sup>, S. Grinstein<sup>13,v</sup>, Ph. Gris<sup>37</sup>, J.-F. Grivaz<sup>119</sup>, S. Groh<sup>86</sup>, E. Gross<sup>175</sup>, J. Grosse-Knetter<sup>57</sup>, G. C. Grossi<sup>82</sup>, Z. J. Grout<sup>81</sup>, A. Grummer<sup>107</sup>, L. Guan<sup>92</sup>, W. Guan<sup>176</sup>, J. Guenther<sup>32</sup>, F. Guescini<sup>163a</sup>, D. Guest<sup>166</sup>, O. Gueta<sup>155</sup>, B. Gui<sup>113</sup>, E. Guido<sup>53a,53b</sup>, T. Guillemin<sup>5</sup>, S. Guindon<sup>32</sup>, U. Gul<sup>56</sup>, C. Gumpert<sup>32</sup>, J. Guo<sup>36c</sup>, W. Guo<sup>92</sup>, Y. Guo<sup>36a,w</sup>, R. Gupta<sup>43</sup>, S. Gurbuz<sup>20a</sup>, G. Gustavino<sup>115</sup>, B. J. Gutelman<sup>154</sup>, P. Gutierrez<sup>115</sup>, N. G. Gutierrez Ortiz<sup>81</sup>, C. Gutschow<sup>81</sup>, C. Guyot<sup>138</sup>, M. P. Guzik<sup>41a</sup>, C. Gwenlan<sup>122</sup>, C. B. Gwilliam<sup>77</sup>, A. Haas<sup>112</sup>, C. Haber<sup>16</sup>, H. K. Hadavand<sup>8</sup>, N. Haddad<sup>137e</sup>, A. Hader<sup>88</sup>, S. Hageböck<sup>23</sup>, M. Hagihara<sup>164</sup>, H. Hakobyan<sup>180,\*</sup>, M. Haleem<sup>45</sup>, J. Haley<sup>116</sup>, G. Halladjian<sup>93</sup>, G. D. Hallelwell<sup>88</sup>, K. Hamacher<sup>178</sup>, P. Hamal<sup>117</sup>, K. Hamano<sup>172</sup>, A. Hamilton<sup>147a</sup>, G. N. Hamity<sup>141</sup>, P. G. Hamnett<sup>45</sup>, L. Han<sup>36a</sup>, S. Han<sup>35a</sup>, K. Hanagaki<sup>69,x</sup>, K. Hanawa<sup>157</sup>, M. Hance<sup>139</sup>, D. M. Handl<sup>102</sup>, B. Haney<sup>124</sup>, P. Hanke<sup>60a</sup>, J. B. Hansen<sup>39</sup>, J. D. Hansen<sup>39</sup>, M. C. Hansen<sup>23</sup>, P. H. Hansen<sup>39</sup>, K. Hara<sup>164</sup>, A. S. Hard<sup>176</sup>, T. Harenberg<sup>178</sup>, F. Hariri<sup>119</sup>, S. Harkusha<sup>95</sup>, P. F. Harrison<sup>173</sup>, N. M. Hartmann<sup>102</sup>, Y. Hasegawa<sup>142</sup>, A. Hasib<sup>49</sup>, S. Hassani<sup>138</sup>, S. Haug<sup>18</sup>, R. Hauser<sup>93</sup>, L. Hauswald<sup>47</sup>, L. B. Havener<sup>38</sup>, M. Havranek<sup>130</sup>, C. M. Hawkes<sup>19</sup>, R. J. Hawkins<sup>32</sup>, D. Hayakawa<sup>159</sup>, D. Hayden<sup>93</sup>, C. P. Hays<sup>122</sup>, J. M. Hays<sup>79</sup>, H. S. Hayward<sup>77</sup>, S. J. Haywood<sup>133</sup>, S. J. Head<sup>19</sup>, T. Heck<sup>86</sup>, V. Hedberg<sup>84</sup>, L. Heelan<sup>8</sup>, S. Heer<sup>23</sup>, K. K. Heidegger<sup>51</sup>, S. Heim<sup>45</sup>, T. Heim<sup>16</sup>, B. Heinemann<sup>45,y</sup>, J. J. Heinrich<sup>102</sup>, L. Heinrich<sup>112</sup>, C. Heinz<sup>55</sup>, J. Hejbal<sup>129</sup>, L. Helary<sup>32</sup>, A. Held<sup>171</sup>, S. Hellman<sup>148a,148b</sup>, C. Hensens<sup>32</sup>, R. C. W. Henderson<sup>75</sup>, Y. Heng<sup>176</sup>, S. Henkelmann<sup>171</sup>, A. M. Henriques Correia<sup>32</sup>, S. Henrot-Versille<sup>119</sup>, G. H. Herbert<sup>17</sup>, H. Herde<sup>25</sup>, V. Herget<sup>177</sup>, Y. Hernández Jiménez<sup>147c</sup>, H. Herr<sup>86</sup>, G. Herten<sup>51</sup>, R. Hertenberger<sup>102</sup>, L. Hervas<sup>32</sup>, T. C. Herwig<sup>124</sup>, G. G. Hesketh<sup>81</sup>, N. P. Hessey<sup>163a</sup>, J. W. Hetherly<sup>43</sup>, S. Higashino<sup>69</sup>, E. Higón-Rodríguez<sup>170</sup>, K. Hildebrand<sup>33</sup>, E. Hill<sup>172</sup>, J. C. Hill<sup>30</sup>, K. H. Hiller<sup>45</sup>, S. J. Hillier<sup>19</sup>, M. Hils<sup>47</sup>, I. Hinchliffe<sup>16</sup>, M. Hirose<sup>51</sup>, D. Hirschbuehl<sup>178</sup>, B. Hiti<sup>78</sup>, O. Hladik<sup>129</sup>, D. R. Hlaluku<sup>147c</sup>, X. Hoad<sup>49</sup>, J. Hobbs<sup>150</sup>, N. Hod<sup>163a</sup>, M. C. Hodgkinson<sup>141</sup>, P. Hodgson<sup>141</sup>, A. Hoecker<sup>32</sup>, M. R. Hoferkamp<sup>107</sup>, F. Hoenig<sup>102</sup>, D. Hohn<sup>23</sup>, T. R. Holmes<sup>33</sup>, M. Homann<sup>46</sup>, S. Honda<sup>164</sup>, T. Honda<sup>69</sup>, T. M. Hong<sup>127</sup>, B. H. Hooberman<sup>169</sup>, W. H. Hopkins<sup>118</sup>, Y. Horii<sup>105</sup>, A. J. Horton<sup>144</sup>, J.-Y. Hostachy<sup>58</sup>, A. Hostiuc<sup>140</sup>, S. Hou<sup>153</sup>, A. Hoummada<sup>137a</sup>, J. Howarth<sup>87</sup>, J. Hoya<sup>74</sup>, M. Hrabovsky<sup>117</sup>, J. Hrdinka<sup>32</sup>, I. Hristova<sup>17</sup>, J. Hrivnac<sup>119</sup>, T. Hryn'ova<sup>5</sup>, A. Hrynevich<sup>96</sup>, P. J. Hsu<sup>63</sup>, S.-C. Hsu<sup>140</sup>, Q. Hu<sup>27</sup>, S. Hu<sup>36c</sup>, Y. Huang<sup>35a</sup>, Z. Hubacek<sup>130</sup>, F. Hubaut<sup>88</sup>, F. Huegging<sup>23</sup>,

T. B. Huffman<sup>122</sup>, E. W. Hughes<sup>38</sup>, M. Huhtinen<sup>32</sup>, R. F. H. Hunter<sup>31</sup>, P. Huo<sup>150</sup>, N. Huseynov<sup>68,b</sup>, J. Huston<sup>93</sup>, J. Huth<sup>59</sup>, R. Hyneman<sup>92</sup>, G. Iacobucci<sup>52</sup>, G. Iakovidis<sup>27</sup>, I. Ibragimov<sup>143</sup>, L. Iconomidou-Fayard<sup>119</sup>, Z. Idrissi<sup>137e</sup>, P. Ingo<sup>32</sup>, O. Igonkina<sup>109,z</sup>, T. Iizawa<sup>174</sup>, Y. Ikegami<sup>69</sup>, M. Ikeno<sup>69</sup>, Y. Ilchenko<sup>11,aa</sup>, D. Iliadis<sup>156</sup>, N. Ilic<sup>145</sup>, F. Iltzsche<sup>47</sup>, G. Introzzi<sup>123a,123b</sup>, P. Ioannou<sup>9,\*</sup>, M. Iodice<sup>136a</sup>, K. Iordanidou<sup>38</sup>, V. Ippolito<sup>59</sup>, M. F. Isacson<sup>168</sup>, N. Ishijima<sup>120</sup>, M. Ishino<sup>157</sup>, M. Ishitsuka<sup>159</sup>, C. Issever<sup>122</sup>, S. Istin<sup>20a</sup>, F. Ito<sup>164</sup>, J. M. Iturbe Ponce<sup>62a</sup>, R. Iuppa<sup>162a,162b</sup>, H. Iwasaki<sup>69</sup>, J. M. Izen<sup>44</sup>, V. Izzo<sup>106a</sup>, S. Jabbar<sup>3</sup>, P. Jackson<sup>1</sup>, R. M. Jacobs<sup>23</sup>, V. Jain<sup>2</sup>, K. B. Jakobi<sup>86</sup>, K. Jakobs<sup>51</sup>, S. Jakobsen<sup>65</sup>, T. Jakoubek<sup>129</sup>, D. O. Jamin<sup>116</sup>, D. K. Jana<sup>82</sup>, R. Jansky<sup>52</sup>, J. Janssen<sup>23</sup>, M. Janus<sup>57</sup>, P. A. Janus<sup>41a</sup>, G. Jarlskog<sup>84</sup>, N. Javadov<sup>68,b</sup>, T. Javůrek<sup>51</sup>, M. Javurkova<sup>51</sup>, F. Jeanneau<sup>138</sup>, L. Jeanty<sup>16</sup>, J. Jejelava<sup>54a,ab</sup>, A. Jelinskas<sup>173</sup>, P. Jenni<sup>51,ac</sup>, C. Jeske<sup>173</sup>, S. Jézéquel<sup>5</sup>, H. Ji<sup>176</sup>, J. Jia<sup>150</sup>, H. Jiang<sup>67</sup>, Y. Jiang<sup>36a</sup>, Z. Jiang<sup>145</sup>, S. Jiggins<sup>81</sup>, J. Jimenez Pena<sup>170</sup>, S. Jin<sup>35b</sup>, A. Jinaru<sup>28b</sup>, O. Jinnouchi<sup>159</sup>, H. Jivan<sup>147c</sup>, P. Johansson<sup>141</sup>, K. A. Johns<sup>7</sup>, C. A. Johnson<sup>64</sup>, W. J. Johnson<sup>140</sup>, K. Jon-And<sup>148a,148b</sup>, R. W. L. Jones<sup>75</sup>, S. D. Jones<sup>151</sup>, S. Jones<sup>7</sup>, T. J. Jones<sup>77</sup>, J. Jongmanns<sup>60a</sup>, P. M. Jorge<sup>128a,128b</sup>, J. Jovicevic<sup>163a</sup>, X. Ju<sup>176</sup>, A. Juste Rozas<sup>13,v</sup>, M. K. Köhler<sup>175</sup>, A. Kaczmarska<sup>42</sup>, M. Kado<sup>119</sup>, H. Kagan<sup>113</sup>, M. Kagan<sup>145</sup>, S. J. Kahn<sup>88</sup>, T. Kaji<sup>174</sup>, E. Kajomovitz<sup>154</sup>, C. W. Kalderon<sup>84</sup>, A. Kaluza<sup>86</sup>, S. Kama<sup>43</sup>, A. Kamenshchikov<sup>132</sup>, N. Kanaya<sup>157</sup>, L. Kanjir<sup>78</sup>, V. A. Kantsеров<sup>100</sup>, J. Kanzaki<sup>69</sup>, B. Kaplan<sup>112</sup>, L. S. Kaplan<sup>176</sup>, D. Kar<sup>147c</sup>, K. Karakostas<sup>10</sup>, N. Karastathis<sup>10</sup>, M. J. Kareem<sup>163b</sup>, E. Karentzos<sup>10</sup>, S. N. Karpov<sup>68</sup>, Z. M. Karpova<sup>68</sup>, K. Karthik<sup>112</sup>, V. Kartvelishvili<sup>75</sup>, A. N. Karyukhin<sup>132</sup>, K. Kasahara<sup>164</sup>, L. Kashif<sup>176</sup>, R. D. Kass<sup>113</sup>, A. Kastanas<sup>149</sup>, Y. Kataoka<sup>157</sup>, C. Kato<sup>157</sup>, A. Katre<sup>52</sup>, J. Katzy<sup>45</sup>, K. Kawade<sup>70</sup>, K. Kawagoe<sup>73</sup>, T. Kawamoto<sup>157</sup>, G. Kawamura<sup>57</sup>, E. F. Kay<sup>77</sup>, V. F. Kazanin<sup>111,c</sup>, R. Keeler<sup>172</sup>, R. Kehoe<sup>43</sup>, J. S. Keller<sup>31</sup>, E. Kellermann<sup>84</sup>, J. J. Kempster<sup>80</sup>, J. Kendrick<sup>19</sup>, H. Keoshkerian<sup>161</sup>, O. Kepka<sup>129</sup>, B. P. Kerševan<sup>78</sup>, S. Kersten<sup>178</sup>, R. A. Keyes<sup>90</sup>, M. Khader<sup>169</sup>, F. Khalil-zada<sup>12</sup>, A. Khanov<sup>116</sup>, A. G. Kharlamov<sup>111,c</sup>, T. Kharlamova<sup>111,c</sup>, A. Khodinov<sup>160</sup>, T. J. Khoo<sup>52</sup>, V. Khovanskiy<sup>99,\*</sup>, E. Khramov<sup>68</sup>, J. Khubua<sup>54b,ad</sup>, S. Kido<sup>70</sup>, C. R. Kilby<sup>80</sup>, H. Y. Kim<sup>8</sup>, S. H. Kim<sup>164</sup>, Y. K. Kim<sup>33</sup>, N. Kimura<sup>156</sup>, O. M. Kind<sup>17</sup>, B. T. King<sup>77</sup>, D. Kirchmeier<sup>47</sup>, J. Kirk<sup>133</sup>, A. E. Kiryunin<sup>103</sup>, T. Kishimoto<sup>157</sup>, D. Kisiielewska<sup>41a</sup>, V. Kitali<sup>45</sup>, O. Kivernyk<sup>5</sup>, E. Kladiva<sup>146b</sup>, T. Klapdor-Kleingrothaus<sup>51</sup>, M. H. Klein<sup>92</sup>, M. Klein<sup>77</sup>, U. Klein<sup>77</sup>, K. Kleinknecht<sup>86</sup>, P. Klimek<sup>110</sup>, A. Klimentov<sup>27</sup>, R. Klingenberg<sup>46,\*</sup>, T. Klingl<sup>23</sup>, T. Klioutchnikova<sup>32</sup>, E.-E. Kluge<sup>60a</sup>, P. Kluit<sup>109</sup>, S. Kluth<sup>103</sup>, E. Kneringer<sup>65</sup>, E. B. F. G. Knoops<sup>88</sup>, A. Knue<sup>103</sup>, A. Kobayashi<sup>157</sup>, D. Kobayashi<sup>73</sup>, T. Kobayashi<sup>157</sup>, M. Kobel<sup>47</sup>, M. Kocian<sup>145</sup>, P. Kodys<sup>131</sup>, T. Koffas<sup>31</sup>, E. Koffeman<sup>109</sup>, N. M. Köhler<sup>103</sup>, T. Koi<sup>145</sup>, M. Kolb<sup>60b</sup>, I. Koletsou<sup>5</sup>, A. A. Komar<sup>98,\*</sup>, T. Kondo<sup>69</sup>, N. Kondrashova<sup>36c</sup>, K. Köneke<sup>51</sup>, A. C. König<sup>108</sup>, T. Kono<sup>69,ae</sup>, R. Konoplich<sup>112,af</sup>, N. Konstantinidis<sup>81</sup>, R. Kopeliansky<sup>64</sup>, S. Koperny<sup>41a</sup>, A. K. Kopp<sup>51</sup>, K. Korcyl<sup>42</sup>, K. Kordas<sup>156</sup>, A. Korn<sup>81</sup>, A. A. Korol<sup>111,c</sup>, I. Korolkov<sup>13</sup>, E. V. Korolkova<sup>141</sup>, O. Kortner<sup>103</sup>, S. Kortner<sup>103</sup>, T. Kosek<sup>131</sup>, V. V. Kostyukhin<sup>23</sup>, A. Kotwal<sup>48</sup>, A. Koulouris<sup>10</sup>, A. Kourkoumeli-Charalampidi<sup>123a,123b</sup>, C. Kourkoumelis<sup>9</sup>, E. Kourlitis<sup>141</sup>, V. Kouskoura<sup>27</sup>, A. B. Kowalewska<sup>42</sup>, R. Kowalewski<sup>172</sup>, T. Z. Kowalski<sup>41a</sup>, C. Kozakai<sup>157</sup>, W. Kozanecki<sup>138</sup>, A. S. Kozhin<sup>132</sup>, V. A. Kramarenko<sup>101</sup>, G. Kramberger<sup>78</sup>, D. Krasnopevtsev<sup>100</sup>, M. W. Krasny<sup>83</sup>, A. Krasznahorkay<sup>32</sup>, D. Krauss<sup>103</sup>, J. A. Kremer<sup>41a</sup>, J. Kretzschmar<sup>77</sup>, K. Kreutzfeldt<sup>55</sup>, P. Krieger<sup>161</sup>, K. Krizka<sup>16</sup>, K. Kroeninger<sup>46</sup>, H. Kroha<sup>103</sup>, J. Kroll<sup>129</sup>, J. Kroll<sup>124</sup>, J. Kroseberg<sup>23</sup>, J. Krstic<sup>14</sup>, U. Kruchonak<sup>68</sup>, H. Krüger<sup>23</sup>, N. Krumnack<sup>67</sup>, M. C. Kruse<sup>48</sup>, T. Kubota<sup>91</sup>, H. Kucuk<sup>81</sup>, S. Kuday<sup>4b</sup>, J. T. Kuechler<sup>178</sup>, S. Kuehn<sup>32</sup>, A. Kugel<sup>60a</sup>, F. Kuger<sup>177</sup>, T. Kuhl<sup>45</sup>, V. Kukhtin<sup>68</sup>, R. Kukla<sup>88</sup>, Y. Kulchitsky<sup>95</sup>, S. Kuleshov<sup>34b</sup>, Y. P. Kulinich<sup>169</sup>, M. Kuna<sup>134a,134b</sup>, T. Kunigo<sup>71</sup>, A. Kupco<sup>129</sup>, T. Kupfer<sup>46</sup>, O. Kuprash<sup>155</sup>, H. Kurashige<sup>70</sup>, L. L. Kurchaninov<sup>163a</sup>, Y. A. Kurochkin<sup>95</sup>, M. G. Kurth<sup>35a</sup>, E. S. Kuwertz<sup>172</sup>, M. Kuze<sup>159</sup>, J. Kvita<sup>117</sup>, T. Kwan<sup>172</sup>, D. Kyriazopoulos<sup>141</sup>, A. La Rosa<sup>103</sup>, J. L. La Rosa Navarro<sup>26d</sup>, L. La Rotonda<sup>40a,40b</sup>, F. La Ruffa<sup>40a,40b</sup>, C. Lacasta<sup>170</sup>, F. Lacava<sup>134a,134b</sup>, J. Lacey<sup>45</sup>, D. P. J. Lack<sup>87</sup>, H. Lacker<sup>17</sup>, D. Lacour<sup>83</sup>, E. Ladygin<sup>68</sup>, R. Lafaye<sup>5</sup>, B. Laforge<sup>83</sup>, T. Lagouri<sup>179</sup>, S. Lai<sup>57</sup>, S. Lammers<sup>64</sup>, W. Lampl<sup>7</sup>, E. Lançon<sup>27</sup>, U. Landgraf<sup>51</sup>, M. P. J. Landon<sup>79</sup>, M. C. Lanfermann<sup>52</sup>, V. S. Lang<sup>45</sup>, J. C. Lange<sup>13</sup>, R. J. Langenberg<sup>32</sup>, A. J. Lankford<sup>166</sup>, F. Lanni<sup>27</sup>, K. Lantzsch<sup>23</sup>, A. Lanza<sup>123a</sup>, A. Lapertosa<sup>53a,53b</sup>, S. Laplace<sup>83</sup>, J. F. Laporte<sup>138</sup>, T. Lari<sup>94a</sup>, F. Lasagni Manghi<sup>22a,22b</sup>, M. Lassnig<sup>32</sup>, T. S. Lau<sup>62a</sup>, P. Laurelli<sup>50</sup>, W. Lavrijsen<sup>16</sup>, A. T. Law<sup>139</sup>, P. Laycock<sup>77</sup>, T. Lazovitch<sup>59</sup>, M. Lazzaroni<sup>94a,94b</sup>, B. Le<sup>91</sup>, O. Le Dortz<sup>83</sup>, E. Le Guirriec<sup>88</sup>, E. P. Le Quilleuc<sup>138</sup>, M. LeBlanc<sup>172</sup>, T. LeCompte<sup>6</sup>, F. Ledroit-Guillon<sup>58</sup>, C. A. Lee<sup>27</sup>, G. R. Lee<sup>34a</sup>, S. C. Lee<sup>153</sup>, L. Lee<sup>59</sup>, B. Lefebvre<sup>90</sup>, G. Lefebvre<sup>83</sup>, M. Lefebvre<sup>172</sup>, F. Legger<sup>102</sup>, C. Leggett<sup>16</sup>, G. Lehmann Miotto<sup>32</sup>, X. Lei<sup>7</sup>, W. A. Leight<sup>45</sup>, M. A. L. Leite<sup>26d</sup>, R. Leitner<sup>131</sup>, D. Lellouch<sup>175</sup>, B. Lemmer<sup>57</sup>, K. J. C. Leney<sup>81</sup>, T. Lenz<sup>23</sup>, B. Lenzi<sup>32</sup>, R. Leone<sup>7</sup>, S. Leone<sup>126a,126b</sup>, C. Leonidopoulos<sup>49</sup>, G. Lerner<sup>151</sup>, C. Leroy<sup>97</sup>, R. Les<sup>161</sup>, A. A. J. Lesage<sup>138</sup>, C. G. Lester<sup>30</sup>, M. Levchenko<sup>125</sup>, J. Levêque<sup>5</sup>, D. Levin<sup>92</sup>, L. J. Levinson<sup>175</sup>, M. Levy<sup>19</sup>, D. Lewis<sup>79</sup>, B. Li<sup>36a,w</sup>, Changqiao Li<sup>36a</sup>, H. Li<sup>150</sup>, L. Li<sup>36c</sup>, Q. Li<sup>35a</sup>, Q. Li<sup>36a</sup>, S. Li<sup>48</sup>, X. Li<sup>36c</sup>, Y. Li<sup>143</sup>, Z. Liang<sup>35a</sup>, B. Liberti<sup>135a</sup>, A. Liblong<sup>161</sup>, K. Lie<sup>62c</sup>, J. Liebal<sup>23</sup>, W. Liebig<sup>15</sup>, A. Limosani<sup>152</sup>, K. Lin<sup>93</sup>, S. C. Lin<sup>182</sup>, T. H. Lin<sup>86</sup>, R. A. Linck<sup>64</sup>, B. E. Lindquist<sup>150</sup>, A. E. Lionti<sup>52</sup>, E. Lipeles<sup>124</sup>, A. Lipniacka<sup>15</sup>, M. Lisovsky<sup>60b</sup>, T. M. Liss<sup>169,ag</sup>, A. Lister<sup>171</sup>, A. M. Litke<sup>139</sup>, B. Liu<sup>67</sup>, H. Liu<sup>92</sup>, H. Liu<sup>27</sup>, J. K. K. Liu<sup>122</sup>, J. Liu<sup>36b</sup>, J. B. Liu<sup>36a</sup>, K. Liu<sup>88</sup>, L. Liu<sup>169</sup>, M. Liu<sup>36a</sup>, Y. L. Liu<sup>36a</sup>, Y. Liu<sup>36a</sup>, M. Livan<sup>123a,123b</sup>, A. Lleres<sup>58</sup>, J. Llorente Merino<sup>35a</sup>, S. L. Lloyd<sup>79</sup>, C. Y. Lo<sup>62b</sup>, F. Lo Sterzo<sup>43</sup>, E. M. Lobodzinska<sup>45</sup>,

P. Loch<sup>7</sup>, F. K. Loebinger<sup>87</sup>, A. Loesle<sup>51</sup>, K. M. Loew<sup>25</sup>, T. Lohse<sup>17</sup>, K. Lohwasser<sup>141</sup>, M. Lokajicek<sup>129</sup>, B. A. Long<sup>24</sup>, J. D. Long<sup>169</sup>, R. E. Long<sup>75</sup>, L. Longo<sup>76a,76b</sup>, K. A. Looper<sup>113</sup>, J. A. Lopez<sup>34b</sup>, I. Lopez Paz<sup>13</sup>, A. Lopez Solis<sup>83</sup>, J. Lorenz<sup>102</sup>, N. Lorenzo Martinez<sup>5</sup>, M. Losada<sup>21</sup>, P. J. Lösel<sup>102</sup>, X. Lou<sup>35a</sup>, A. Lounis<sup>119</sup>, J. Love<sup>6</sup>, P. A. Love<sup>75</sup>, H. Lu<sup>62a</sup>, N. Lu<sup>92</sup>, Y. J. Lu<sup>63</sup>, H. J. Lubatti<sup>140</sup>, C. Luci<sup>134a,134b</sup>, A. Lucotte<sup>58</sup>, C. Luedtke<sup>51</sup>, F. Luehring<sup>64</sup>, W. Lukas<sup>65</sup>, L. Luminari<sup>134a</sup>, O. Lundberg<sup>148a,148b</sup>, B. Lund-Jensen<sup>149</sup>, M. S. Lutz<sup>89</sup>, P. M. Luzzi<sup>83</sup>, D. Lynn<sup>27</sup>, R. Lysak<sup>129</sup>, E. Lytken<sup>84</sup>, F. Lyu<sup>35a</sup>, V. Lyubushkin<sup>68</sup>, H. Ma<sup>27</sup>, L. L. Ma<sup>36b</sup>, Y. Ma<sup>36b</sup>, G. Maccarrone<sup>50</sup>, A. Macchiolo<sup>103</sup>, C. M. Macdonald<sup>141</sup>, B. Maček<sup>78</sup>, J. Machado Miguens<sup>124,128b</sup>, D. Madaffari<sup>170</sup>, R. Madar<sup>37</sup>, W. F. Mader<sup>47</sup>, A. Madsen<sup>45</sup>, N. Madysa<sup>47</sup>, J. Maeda<sup>70</sup>, S. Maeland<sup>15</sup>, T. Maeno<sup>27</sup>, A. S. Maevskiy<sup>101</sup>, V. Magerl<sup>51</sup>, C. Maiani<sup>119</sup>, C. Maidantchik<sup>26a</sup>, T. Maier<sup>102</sup>, A. Maio<sup>128a,128b,128d</sup>, O. Majersky<sup>146a</sup>, S. Majewski<sup>118</sup>, Y. Makida<sup>69</sup>, N. Makovec<sup>119</sup>, B. Malaescu<sup>83</sup>, Pa. Malecki<sup>42</sup>, V. P. Maleev<sup>125</sup>, F. Malek<sup>58</sup>, U. Mallik<sup>66</sup>, D. Malon<sup>6</sup>, C. Malone<sup>30</sup>, S. Maltezos<sup>10</sup>, S. Malyukov<sup>32</sup>, J. Mamuzic<sup>170</sup>, G. Mancini<sup>50</sup>, I. Mandić<sup>78</sup>, J. Maneira<sup>128a,128b</sup>, L. Manhaes de Andrade Filho<sup>26b</sup>, J. Manjarres Ramos<sup>47</sup>, K. H. Mankinen<sup>84</sup>, A. Mann<sup>102</sup>, A. Manousos<sup>32</sup>, B. Mansoulie<sup>138</sup>, J. D. Mansour<sup>35a</sup>, R. Mantifel<sup>90</sup>, M. Mantoani<sup>57</sup>, S. Manzoni<sup>94a,94b</sup>, L. Mapelli<sup>32</sup>, G. Marceca<sup>29</sup>, L. March<sup>52</sup>, L. Marchese<sup>122</sup>, G. Marchiori<sup>83</sup>, M. Marcisovsky<sup>129</sup>, C. A. Marin Tobon<sup>32</sup>, M. Marjanovic<sup>37</sup>, D. E. Marley<sup>92</sup>, F. Marroquim<sup>26a</sup>, S. P. Marsden<sup>87</sup>, Z. Marshall<sup>16</sup>, M. U. F. Martensson<sup>168</sup>, S. Marti-Garcia<sup>170</sup>, C. B. Martin<sup>113</sup>, T. A. Martin<sup>173</sup>, V. J. Martin<sup>49</sup>, B. Martin dit Latour<sup>15</sup>, M. Martinez<sup>13,v</sup>, V. I. Martinez Outschoorn<sup>169</sup>, S. Martin-Haugh<sup>133</sup>, V. S. Martoiu<sup>28b</sup>, A. C. Martyniuk<sup>81</sup>, A. Marzin<sup>32</sup>, L. Masetti<sup>86</sup>, T. Mashimo<sup>157</sup>, R. Mashinistov<sup>98</sup>, J. Masik<sup>87</sup>, A. L. Maslennikov<sup>111,c</sup>, L. H. Mason<sup>91</sup>, L. Massa<sup>135a,135b</sup>, P. Mastrandrea<sup>5</sup>, A. Mastroberardino<sup>40a,40b</sup>, T. Masubuchi<sup>157</sup>, P. Mättig<sup>178</sup>, J. Maurer<sup>28b</sup>, S. J. Maxfield<sup>77</sup>, D. A. Maximov<sup>111,c</sup>, R. Mazini<sup>153</sup>, I. Maznas<sup>156</sup>, S. M. Mazza<sup>94a,94b</sup>, N. C. Mc Fadden<sup>107</sup>, G. Mc Goldrick<sup>161</sup>, S. P. Mc Kee<sup>92</sup>, A. McCarn<sup>92</sup>, R. L. McCarthy<sup>150</sup>, T. G. McCarthy<sup>103</sup>, L. I. McClymont<sup>81</sup>, E. F. McDonald<sup>91</sup>, J. A. McFayden<sup>32</sup>, G. Mchedlidze<sup>57</sup>, S. J. McMahan<sup>133</sup>, P. C. McNamara<sup>91</sup>, C. J. McNicol<sup>173</sup>, R. A. McPherson<sup>172,o</sup>, S. Meehan<sup>140</sup>, T. J. Megy<sup>51</sup>, S. Mehlhase<sup>102</sup>, A. Mehta<sup>77</sup>, T. Meideck<sup>58</sup>, K. Meier<sup>60a</sup>, B. Meirose<sup>44</sup>, D. Melini<sup>170,ah</sup>, B. R. Mellado Garcia<sup>147c</sup>, J. D. Mellenthin<sup>57</sup>, M. Melo<sup>146a</sup>, F. Meloni<sup>18</sup>, A. Melzer<sup>23</sup>, S. B. Menary<sup>87</sup>, L. Meng<sup>77</sup>, X. T. Meng<sup>92</sup>, A. Mengarelli<sup>22a,22b</sup>, S. Menke<sup>103</sup>, E. Meoni<sup>40a,40b</sup>, S. Mergelmeyer<sup>17</sup>, C. Merlassino<sup>18</sup>, P. Mermod<sup>52</sup>, L. Merola<sup>106a,106b</sup>, C. Meroni<sup>94a</sup>, F. S. Merritt<sup>33</sup>, A. Messina<sup>134a,134b</sup>, J. Metcalfe<sup>6</sup>, A. S. Mete<sup>166</sup>, C. Meyer<sup>124</sup>, J.-P. Meyer<sup>138</sup>, J. Meyer<sup>109</sup>, H. Meyer Zu Theenhausen<sup>60a</sup>, F. Miano<sup>151</sup>, R. P. Middleton<sup>133</sup>, S. Miglioranza<sup>53a,53b</sup>, L. Mijović<sup>49</sup>, G. Mikenberg<sup>175</sup>, M. Mikestikova<sup>129</sup>, M. Mikuz<sup>78</sup>, M. Milesi<sup>91</sup>, A. Milic<sup>161</sup>, D. A. Millar<sup>79</sup>, D. W. Miller<sup>33</sup>, C. Mills<sup>49</sup>, A. Milov<sup>175</sup>, D. A. Milstead<sup>148a,148b</sup>, A. A. Minaenko<sup>132</sup>, Y. Minami<sup>157</sup>, I. A. Minashvili<sup>54b</sup>, A. I. Mincer<sup>112</sup>, B. Mindur<sup>41a</sup>, M. Mineev<sup>68</sup>, Y. Minegishi<sup>157</sup>, Y. Ming<sup>176</sup>, L. M. Mir<sup>13</sup>, A. Mirto<sup>76a,76b</sup>, K. P. Mistry<sup>124</sup>, T. Mitani<sup>174</sup>, J. Mitrevski<sup>102</sup>, V. A. Mitsou<sup>170</sup>, A. Miucci<sup>18</sup>, P. S. Miyagawa<sup>141</sup>, A. Mizukami<sup>69</sup>, J. U. Mjörnmark<sup>84</sup>, T. Mkrtychyan<sup>180</sup>, M. Mlynarikova<sup>131</sup>, T. Moa<sup>148a,148b</sup>, K. Mochizuki<sup>97</sup>, P. Mogg<sup>51</sup>, S. Mohapatra<sup>38</sup>, S. Molander<sup>148a,148b</sup>, R. Moles-Valls<sup>23</sup>, M. C. Mondragon<sup>93</sup>, K. Mönig<sup>45</sup>, J. Monk<sup>39</sup>, E. Monnier<sup>88</sup>, A. Montalbano<sup>150</sup>, J. Montejo Berlingen<sup>32</sup>, F. Monticelli<sup>74</sup>, S. Monzani<sup>94a,94b</sup>, R. W. Moore<sup>3</sup>, N. Morange<sup>119</sup>, D. Moreno<sup>21</sup>, M. Moreno Llácer<sup>32</sup>, P. Morettini<sup>53a</sup>, S. Morgenstern<sup>32</sup>, D. Mori<sup>144</sup>, T. Mori<sup>157</sup>, M. Morii<sup>59</sup>, M. Morinaga<sup>174</sup>, V. Morisbak<sup>121</sup>, A. K. Morley<sup>32</sup>, G. Mornacchi<sup>32</sup>, J. D. Morris<sup>79</sup>, L. Morvaj<sup>150</sup>, P. Moschovakos<sup>10</sup>, M. Mosidze<sup>54b</sup>, H. J. Moss<sup>141</sup>, J. Moss<sup>145,ai</sup>, K. Motohashi<sup>159</sup>, R. Mount<sup>145</sup>, E. Mountricha<sup>27</sup>, E. J. W. Moyse<sup>89</sup>, S. Muanza<sup>88</sup>, F. Mueller<sup>103</sup>, J. Mueller<sup>127</sup>, R. S. P. Mueller<sup>102</sup>, D. Muenstermann<sup>75</sup>, P. Mullen<sup>56</sup>, G. A. Mullier<sup>18</sup>, F. J. Munoz Sanchez<sup>87</sup>, W. J. Murray<sup>173,133</sup>, H. Musheghyan<sup>32</sup>, M. Muškinja<sup>78</sup>, A. G. Myagkov<sup>132,aj</sup>, M. Myska<sup>130</sup>, B. P. Nachman<sup>16</sup>, O. Nackenhorst<sup>52</sup>, K. Nagai<sup>122</sup>, R. Nagai<sup>69,ae</sup>, K. Nagano<sup>69</sup>, Y. Nagasaka<sup>61</sup>, K. Nagata<sup>164</sup>, M. Nagel<sup>51</sup>, E. Nagy<sup>88</sup>, A. M. Nairz<sup>32</sup>, Y. Nakahama<sup>105</sup>, K. Nakamura<sup>69</sup>, T. Nakamura<sup>157</sup>, I. Nakano<sup>114</sup>, R. F. Naranjo Garcia<sup>45</sup>, R. Narayan<sup>11</sup>, D. I. Narrias Villar<sup>60a</sup>, I. Naryshkin<sup>125</sup>, T. Naumann<sup>45</sup>, G. Navarro<sup>21</sup>, R. Nayyar<sup>7</sup>, H. A. Neal<sup>92</sup>, P. Yu. Nechaeva<sup>98</sup>, T. J. Neep<sup>138</sup>, A. Negri<sup>123a,123b</sup>, M. Negrini<sup>22a</sup>, S. Nektarijevic<sup>108</sup>, C. Nellist<sup>57</sup>, A. Nelson<sup>166</sup>, M. E. Nelson<sup>122</sup>, S. Nemecek<sup>129</sup>, P. Nemethy<sup>112</sup>, M. Nessi<sup>32,ak</sup>, M. S. Neubauer<sup>169</sup>, M. Neumann<sup>178</sup>, P. R. Newman<sup>19</sup>, T. Y. Ng<sup>62c</sup>, T. Nguyen Manh<sup>97</sup>, R. B. Nickerson<sup>122</sup>, R. Nicolaidou<sup>138</sup>, J. Nielsen<sup>139</sup>, N. Nikiforou<sup>11</sup>, V. Nikolaenko<sup>132,aj</sup>, I. Nikolic-Audit<sup>83</sup>, K. Nikolopoulos<sup>19</sup>, J. K. Nilsen<sup>121</sup>, P. Nilsson<sup>27</sup>, Y. Ninomiya<sup>69</sup>, A. Nisati<sup>134a</sup>, N. Nishu<sup>36c</sup>, R. Nisius<sup>103</sup>, I. Nitsche<sup>46</sup>, T. Nitta<sup>174</sup>, T. Nobe<sup>157</sup>, Y. Noguchi<sup>71</sup>, M. Nomachi<sup>120</sup>, I. Nomidis<sup>31</sup>, M. A. Nomura<sup>27</sup>, T. Nooney<sup>79</sup>, M. Nordberg<sup>32</sup>, N. Norjoharuddeen<sup>122</sup>, O. Novgorodova<sup>47</sup>, M. Nozaki<sup>69</sup>, L. Nozka<sup>117</sup>, K. Ntekas<sup>166</sup>, E. Nurse<sup>81</sup>, F. Nuti<sup>91</sup>, K. O'connor<sup>25</sup>, D. C. O'Neil<sup>144</sup>, A. A. O'Rourke<sup>45</sup>, V. O'Shea<sup>56</sup>, F. G. Oakham<sup>31,d</sup>, H. Oberlack<sup>103</sup>, T. Obermann<sup>23</sup>, J. Ocariz<sup>83</sup>, A. Ochi<sup>70</sup>, I. Ochoa<sup>38</sup>, J. P. Ochoa-Ricoux<sup>34a</sup>, S. Oda<sup>73</sup>, S. Odaka<sup>69</sup>, A. Oh<sup>87</sup>, S. H. Oh<sup>48</sup>, C. C. Ohm<sup>149</sup>, H. Ohman<sup>168</sup>, H. Oide<sup>53a,53b</sup>, H. Okawa<sup>164</sup>, Y. Okumura<sup>157</sup>, T. Okuyama<sup>69</sup>, A. Olariu<sup>28b</sup>, L. F. Oleiro Seabra<sup>128a</sup>, S. A. Olivares Pino<sup>34a</sup>, D. Oliveira Damazio<sup>27</sup>, A. Olszewski<sup>42</sup>, J. Olszowska<sup>42</sup>, A. Onofre<sup>128a,128e</sup>, K. Onogi<sup>105</sup>, P. U. E. Onyisi<sup>11,aa</sup>, H. Oppen<sup>121</sup>, M. J. Oreglia<sup>33</sup>, Y. Oren<sup>155</sup>, D. Orestano<sup>136a,136b</sup>, N. Orlando<sup>62b</sup>, R. S. Orr<sup>161</sup>, B. Osculati<sup>53a,53b,\*</sup>, R. Ospanov<sup>36a</sup>, G. Otero y Garzon<sup>29</sup>, H. Otono<sup>73</sup>, M. Ouchrif<sup>137d</sup>, F. Ould-Saada<sup>121</sup>, A. Ouraou<sup>138</sup>, K. P. Oussoren<sup>109</sup>, Q. Ouyang<sup>35a</sup>, M. Owen<sup>56</sup>, R. E. Owen<sup>19</sup>, V. E. Ozcan<sup>20a</sup>, N. Ozturk<sup>8</sup>

K. Pachal<sup>144</sup>, A. Pacheco Pages<sup>13</sup>, L. Pacheco Rodriguez<sup>138</sup>, C. Padilla Aranda<sup>13</sup>, S. Pagan Griso<sup>16</sup>, M. Paganini<sup>179</sup>, F. Paige<sup>27</sup>, G. Palacino<sup>64</sup>, S. Palazzo<sup>40a,40b</sup>, S. Palestini<sup>32</sup>, M. Palka<sup>41b</sup>, D. Pallin<sup>37</sup>, E. St. Panagiotopoulou<sup>10</sup>, I. Panagoulas<sup>10</sup>, C. E. Pandini<sup>52</sup>, J. G. Panduro Vazquez<sup>80</sup>, P. Pani<sup>32</sup>, S. Panitkin<sup>27</sup>, D. Pantea<sup>28b</sup>, L. Paolozzi<sup>52</sup>, Th. D. Papadopoulou<sup>10</sup>, K. Papageorgiou<sup>9,s</sup>, A. Paramonov<sup>6</sup>, D. Paredes Hernandez<sup>179</sup>, A. J. Parker<sup>75</sup>, M. A. Parker<sup>30</sup>, K. A. Parker<sup>45</sup>, F. Parodi<sup>53a,53b</sup>, J. A. Parsons<sup>38</sup>, U. Parzefall<sup>51</sup>, V. R. Pascuzzi<sup>161</sup>, J. M. Pasner<sup>139</sup>, E. Pasqualucci<sup>134a</sup>, S. Passaggio<sup>53a</sup>, Fr. Pastore<sup>80</sup>, S. Pataraja<sup>86</sup>, J. R. Pater<sup>87</sup>, T. Pauly<sup>32</sup>, B. Pearson<sup>103</sup>, S. Pedraza Lopez<sup>170</sup>, R. Pedro<sup>128a,128b</sup>, S. V. Peleganchuk<sup>111.c</sup>, O. Penc<sup>129</sup>, C. Peng<sup>35a</sup>, H. Peng<sup>36a</sup>, J. Penwell<sup>64</sup>, B. S. Peralva<sup>26b</sup>, M. M. Perego<sup>138</sup>, D. V. Perepelitsa<sup>27</sup>, F. Peri<sup>17</sup>, L. Perini<sup>94a,94b</sup>, H. Pernegger<sup>32</sup>, S. Perrella<sup>106a,106b</sup>, R. Peschke<sup>45</sup>, V. D. Peshekhonov<sup>68,\*</sup>, K. Peters<sup>45</sup>, R. F. Y. Peters<sup>87</sup>, B. A. Petersen<sup>32</sup>, T. C. Petersen<sup>39</sup>, E. Petit<sup>58</sup>, A. Petridis<sup>1</sup>, C. Petridou<sup>156</sup>, P. Petroff<sup>119</sup>, E. Petrolu<sup>134a</sup>, M. Petrov<sup>122</sup>, F. Petrucci<sup>136a,136b</sup>, N. E. Pettersson<sup>89</sup>, A. Peyaud<sup>138</sup>, R. Pezoa<sup>34b</sup>, F. H. Phillips<sup>93</sup>, P. W. Phillips<sup>133</sup>, G. Piacquadio<sup>150</sup>, E. Pianori<sup>173</sup>, A. Picazio<sup>89</sup>, M. A. Pickering<sup>122</sup>, R. Piegai<sup>29</sup>, J. E. Pilcher<sup>33</sup>, A. D. Pilkington<sup>87</sup>, M. Pinamonti<sup>135a,135b</sup>, J. L. Pinfold<sup>3</sup>, H. Pirumov<sup>45</sup>, M. Pitt<sup>175</sup>, L. Plazak<sup>146a</sup>, M.-A. Pleier<sup>27</sup>, V. Pleskot<sup>86</sup>, E. Plotnikova<sup>68</sup>, D. Pluth<sup>67</sup>, P. Podberczko<sup>111</sup>, R. Poettgen<sup>84</sup>, R. Poggi<sup>123a,123b</sup>, L. Poggioli<sup>119</sup>, I. Pogrebnyak<sup>93</sup>, D. Pohl<sup>23</sup>, I. Pokharel<sup>57</sup>, G. Polesello<sup>123a</sup>, A. Poley<sup>45</sup>, A. Policicchio<sup>40a,40b</sup>, R. Polifka<sup>32</sup>, A. Polini<sup>22a</sup>, C. S. Pollard<sup>56</sup>, V. Polychronakos<sup>27</sup>, K. Pommès<sup>32</sup>, D. Ponomarenko<sup>100</sup>, L. Pontecorvo<sup>134a</sup>, G. A. Popeneciu<sup>28d</sup>, D. M. Portillo Quintero<sup>83</sup>, S. Pospisil<sup>130</sup>, K. Potamianos<sup>45</sup>, I. N. Potrap<sup>68</sup>, C. J. Potter<sup>30</sup>, H. Potti<sup>11</sup>, T. Poulsen<sup>84</sup>, J. Poveda<sup>32</sup>, M. E. Pozo Astigarraga<sup>32</sup>, P. Pralavorio<sup>88</sup>, A. Pranko<sup>16</sup>, S. Prell<sup>67</sup>, D. Price<sup>87</sup>, M. Primavera<sup>76a</sup>, S. Prince<sup>90</sup>, N. Proklova<sup>100</sup>, K. Prokofiev<sup>62c</sup>, F. Prokoshin<sup>34b</sup>, S. Protopopescu<sup>27</sup>, J. Proudfoot<sup>6</sup>, M. Przybycien<sup>41a</sup>, A. Puri<sup>169</sup>, P. Puzo<sup>119</sup>, J. Qian<sup>92</sup>, G. Qin<sup>56</sup>, Y. Qin<sup>87</sup>, A. Quadt<sup>57</sup>, M. Queitsch-Maitland<sup>45</sup>, D. Quilty<sup>56</sup>, S. Raddum<sup>121</sup>, V. Radeka<sup>27</sup>, V. Radescu<sup>122</sup>, S. K. Radhakrishnan<sup>150</sup>, P. Radloff<sup>118</sup>, P. Rados<sup>91</sup>, F. Ragusa<sup>94a,94b</sup>, G. Rahal<sup>181</sup>, J. A. Raine<sup>87</sup>, S. Rajagopalan<sup>27</sup>, C. Rangel-Smith<sup>168</sup>, T. Rashid<sup>119</sup>, S. Raspopov<sup>5</sup>, M. G. Ratti<sup>94a,94b</sup>, D. M. Rauch<sup>45</sup>, F. Rauscher<sup>102</sup>, S. Rave<sup>86</sup>, I. Ravinovich<sup>175</sup>, J. H. Rawling<sup>87</sup>, M. Raymond<sup>32</sup>, A. L. Read<sup>121</sup>, N. P. Readioff<sup>58</sup>, M. Reale<sup>76a,76b</sup>, D. M. Rebuzzi<sup>123a,123b</sup>, A. Redelbach<sup>177</sup>, G. Redlinger<sup>27</sup>, R. Reece<sup>139</sup>, R. G. Reed<sup>147c</sup>, K. Reeves<sup>44</sup>, L. Rehnisch<sup>17</sup>, J. Reichert<sup>124</sup>, A. Reiss<sup>86</sup>, C. Rembser<sup>32</sup>, H. Ren<sup>35a</sup>, M. Rescigno<sup>134a</sup>, S. Resconi<sup>94a</sup>, E. D. Resseguie<sup>124</sup>, S. Rettie<sup>171</sup>, E. Reynolds<sup>19</sup>, O. L. Rezanova<sup>111.c</sup>, P. Reznicek<sup>131</sup>, R. Rezvani<sup>97</sup>, R. Richter<sup>103</sup>, S. Richter<sup>81</sup>, E. Richter-Was<sup>41b</sup>, O. Ricken<sup>23</sup>, M. Ridel<sup>83</sup>, P. Rieck<sup>103</sup>, C. J. Riegel<sup>178</sup>, J. Rieger<sup>57</sup>, O. Rifki<sup>115</sup>, M. Rijssenbeek<sup>150</sup>, A. Rimoldi<sup>123a,123b</sup>, M. Rimoldi<sup>18</sup>, L. Rinaldi<sup>22a</sup>, G. Ripellino<sup>149</sup>, B. Ristić<sup>32</sup>, E. Ritsch<sup>32</sup>, I. Riu<sup>13</sup>, F. Rizatdinova<sup>116</sup>, E. Rizvi<sup>79</sup>, C. Rizzi<sup>13</sup>, R. T. Roberts<sup>87</sup>, S. H. Robertson<sup>90.o</sup>, A. Robichaud-Veronneau<sup>90</sup>, D. Robinson<sup>30</sup>, J. E. M. Robinson<sup>45</sup>, A. Robson<sup>56</sup>, E. Rocco<sup>86</sup>, C. Roda<sup>126a,126b</sup>, Y. Rodina<sup>88.al</sup>, S. Rodriguez Bosca<sup>170</sup>, A. Rodriguez Perez<sup>13</sup>, D. Rodriguez Rodriguez<sup>170</sup>, S. Roe<sup>32</sup>, C. S. Rogan<sup>59</sup>, O. Røhne<sup>121</sup>, J. Roloff<sup>59</sup>, A. Romaniouk<sup>100</sup>, M. Romano<sup>22a,22b</sup>, S. M. Romano Saez<sup>37</sup>, E. Romero Adam<sup>170</sup>, N. Rompotis<sup>77</sup>, M. Ronzani<sup>51</sup>, L. Roos<sup>83</sup>, S. Rosati<sup>134a</sup>, K. Rosbach<sup>51</sup>, P. Rose<sup>139</sup>, N.-A. Rosien<sup>57</sup>, E. Rossi<sup>106a,106b</sup>, L. P. Rossi<sup>53a</sup>, J. H. N. Rosten<sup>30</sup>, R. Rosten<sup>140</sup>, M. Rotaru<sup>28b</sup>, J. Rothberg<sup>140</sup>, D. Rousseau<sup>119</sup>, A. Rozanov<sup>88</sup>, Y. Rozen<sup>154</sup>, X. Ruan<sup>147c</sup>, F. Rubbo<sup>145</sup>, E. M. Ruettinger<sup>45</sup>, F. Rühr<sup>51</sup>, A. Ruiz-Martinez<sup>31</sup>, Z. Rurikova<sup>51</sup>, N. A. Rusakovich<sup>68</sup>, H. L. Russell<sup>90</sup>, J. P. Rutherford<sup>7</sup>, N. Ruthmann<sup>32</sup>, Y. F. Ryabov<sup>125</sup>, M. Rybar<sup>169</sup>, G. Rybkin<sup>119</sup>, S. Ryu<sup>6</sup>, A. Ryzhov<sup>132</sup>, G. F. Rzehorz<sup>57</sup>, A. F. Saavedra<sup>152</sup>, G. Sabato<sup>109</sup>, S. Sacerdoti<sup>29</sup>, H. F.-W. Sadrozinski<sup>139</sup>, R. Sadykov<sup>68</sup>, F. Safai Tehrani<sup>134a</sup>, P. Saha<sup>110</sup>, M. Sahinsoy<sup>60a</sup>, M. Saimpert<sup>45</sup>, M. Saito<sup>157</sup>, T. Saito<sup>157</sup>, H. Sakamoto<sup>157</sup>, Y. Sakurai<sup>174</sup>, G. Salamanna<sup>136a,136b</sup>, J. E. Salazar Loyola<sup>34b</sup>, D. Salek<sup>109</sup>, P. H. Sales De Bruin<sup>168</sup>, D. Salihagic<sup>103</sup>, A. Salnikov<sup>145</sup>, J. Salt<sup>170</sup>, D. Salvatore<sup>40a,40b</sup>, F. Salvatore<sup>151</sup>, A. Salvucci<sup>62a,62b,62c</sup>, A. Salzburger<sup>32</sup>, D. Sammel<sup>51</sup>, D. Sampsonidis<sup>156</sup>, D. Sampsonidou<sup>156</sup>, J. Sánchez<sup>170</sup>, V. Sanchez Martinez<sup>170</sup>, A. Sanchez Pineda<sup>167a,167c</sup>, H. Sandaker<sup>121</sup>, R. L. Sandbach<sup>79</sup>, C. O. Sander<sup>45</sup>, M. Sandhoff<sup>178</sup>, C. Sandoval<sup>21</sup>, D. P. C. Sankey<sup>133</sup>, M. Sannino<sup>53a,53b</sup>, Y. Sano<sup>105</sup>, A. Sansoni<sup>50</sup>, C. Santoni<sup>37</sup>, H. Santos<sup>128a</sup>, I. Santoyo Castillo<sup>151</sup>, A. Saponov<sup>68</sup>, J. G. Saraiva<sup>128a,128d</sup>, B. Sarrazin<sup>23</sup>, O. Sasaki<sup>69</sup>, K. Sato<sup>164</sup>, E. Sauvan<sup>5</sup>, G. Savage<sup>80</sup>, P. Savard<sup>161.d</sup>, N. Savic<sup>103</sup>, C. Sawyer<sup>133</sup>, L. Sawyer<sup>82.u</sup>, J. Saxon<sup>33</sup>, C. Sbarra<sup>22a</sup>, A. Sbrizzi<sup>22a,22b</sup>, T. Scanlon<sup>81</sup>, D. A. Scannicchio<sup>166</sup>, J. Schaarschmidt<sup>140</sup>, P. Schacht<sup>103</sup>, B. M. Schachtner<sup>102</sup>, D. Schaefer<sup>33</sup>, L. Schaefer<sup>124</sup>, R. Schaefer<sup>45</sup>, J. Schaeffer<sup>86</sup>, S. Schaepe<sup>32</sup>, S. Schaezel<sup>60b</sup>, U. Schäfer<sup>86</sup>, A. C. Schaffer<sup>119</sup>, D. Schaile<sup>102</sup>, R. D. Schamberger<sup>150</sup>, V. A. Schegelsky<sup>125</sup>, D. Scheirich<sup>131</sup>, M. Schernau<sup>166</sup>, C. Schiavi<sup>53a,53b</sup>, S. Schier<sup>139</sup>, L. K. Schildgen<sup>23</sup>, C. Schillo<sup>51</sup>, M. Schioppa<sup>40a,40b</sup>, S. Schlenker<sup>32</sup>, K. R. Schmidt-Sommerfeld<sup>103</sup>, K. Schmieden<sup>32</sup>, C. Schmitt<sup>86</sup>, S. Schmitt<sup>45</sup>, S. Schmitz<sup>86</sup>, U. Schnoor<sup>51</sup>, L. Schoeffel<sup>138</sup>, A. Schoening<sup>60b</sup>, B. D. Schoenrock<sup>93</sup>, E. Schopf<sup>23</sup>, M. Schott<sup>86</sup>, J. F. P. Schouwenberg<sup>108</sup>, J. Schovancova<sup>32</sup>, S. Schramm<sup>52</sup>, N. Schuh<sup>86</sup>, A. Schulte<sup>86</sup>, M. J. Schultens<sup>23</sup>, H.-C. Schultz-Coulon<sup>60a</sup>, H. Schulz<sup>17</sup>, M. Schumacher<sup>51</sup>, B. A. Schumm<sup>139</sup>, Ph. Schune<sup>138</sup>, A. Schwartzman<sup>145</sup>, T. A. Schwarz<sup>92</sup>, H. Schweiger<sup>87</sup>, Ph. Schwemling<sup>138</sup>, R. Schwienhorst<sup>93</sup>, J. Schwindling<sup>138</sup>, A. Sciandra<sup>23</sup>, G. Sciolla<sup>25</sup>, M. Scornajenghi<sup>40a,40b</sup>, F. Scuri<sup>126a,126b</sup>, F. Scutti<sup>91</sup>, J. Searcy<sup>92</sup>, P. Seema<sup>23</sup>, S. C. Seidel<sup>107</sup>, A. Seiden<sup>139</sup>, J. M. Seixas<sup>26a</sup>, G. Sekhniaidze<sup>106a</sup>, K. Sekhon<sup>92</sup>, S. J. Sekula<sup>43</sup>, N. Semprini-Cesari<sup>22a,22b</sup>, S. Senkin<sup>37</sup>, C. Serfon<sup>121</sup>, L. Serin<sup>119</sup>, L. Serkin<sup>167a,167b</sup>, M. Sessa<sup>136a,136b</sup>, R. Seuster<sup>172</sup>, H. Severini<sup>115</sup>, T. Sfiligoi<sup>78</sup>, F. Sforza<sup>165</sup>,

A. Sfyra<sup>52</sup>, E. Shabalina<sup>57</sup>, N. W. Shaikh<sup>148a,148b</sup>, L. Y. Shan<sup>35a</sup>, R. Shang<sup>169</sup>, J. T. Shank<sup>24</sup>, M. Shapiro<sup>16</sup>, P. B. Shatalov<sup>99</sup>, K. Shaw<sup>167a,167b</sup>, S. M. Shaw<sup>87</sup>, A. Shcherbakova<sup>148a,148b</sup>, C. Y. Shehu<sup>151</sup>, Y. Shen<sup>115</sup>, N. Sherafati<sup>31</sup>, P. Sherwood<sup>81</sup>, L. Shi<sup>153.am</sup>, S. Shimizu<sup>70</sup>, C. O. Shimmin<sup>179</sup>, M. Shimojima<sup>104</sup>, I. P. J. Shipsey<sup>122</sup>, S. Shirabe<sup>73</sup>, M. Shiyakova<sup>68.an</sup>, J. Shlomi<sup>175</sup>, A. Shmeleva<sup>98</sup>, D. Shoaleh Saadi<sup>97</sup>, M. J. Shochet<sup>33</sup>, S. Shojaii<sup>94a,94b</sup>, D. R. Shope<sup>115</sup>, S. Shrestha<sup>113</sup>, E. Shulga<sup>100</sup>, M. A. Shupe<sup>7</sup>, P. Sicho<sup>129</sup>, A. M. Sickles<sup>169</sup>, P. E. Sidebo<sup>149</sup>, E. Sideras Haddad<sup>147c</sup>, O. Sidiropoulou<sup>177</sup>, A. Sidoti<sup>22a,22b</sup>, F. Siegert<sup>47</sup>, Dj. Sijacki<sup>14</sup>, J. Silva<sup>128a,128d</sup>, S. B. Silverstein<sup>148a</sup>, V. Simak<sup>130</sup>, L. Simic<sup>68</sup>, S. Simion<sup>119</sup>, E. Simioni<sup>86</sup>, B. Simmons<sup>81</sup>, M. Simon<sup>86</sup>, P. Sinervo<sup>161</sup>, N. B. Sinev<sup>118</sup>, M. Sioli<sup>22a,22b</sup>, G. Siragusa<sup>177</sup>, I. Siral<sup>92</sup>, S. Yu. Sivoklov<sup>101</sup>, J. Sjölin<sup>148a,148b</sup>, M. B. Skinner<sup>75</sup>, P. Skubic<sup>115</sup>, M. Slater<sup>19</sup>, T. Slavicek<sup>130</sup>, M. Slawinska<sup>42</sup>, K. Sliwa<sup>165</sup>, R. Slovak<sup>131</sup>, V. Smakhtin<sup>175</sup>, B. H. Smart<sup>5</sup>, J. Smiesko<sup>146a</sup>, N. Smirnov<sup>100</sup>, S. Yu. Smirnov<sup>100</sup>, Y. Smirnov<sup>100</sup>, L. N. Smirnova<sup>101.ao</sup>, O. Smirnova<sup>84</sup>, J. W. Smith<sup>57</sup>, M. N. K. Smith<sup>38</sup>, R. W. Smith<sup>38</sup>, M. Smizanska<sup>75</sup>, K. Smolek<sup>130</sup>, A. A. Snesarev<sup>98</sup>, I. M. Snyder<sup>118</sup>, S. Snyder<sup>27</sup>, R. Sobie<sup>172.o</sup>, F. Socher<sup>47</sup>, A. Soffer<sup>155</sup>, A. Sogaard<sup>49</sup>, D. A. Soh<sup>153</sup>, G. Sokhranyyi<sup>78</sup>, C. A. Solans Sanchez<sup>32</sup>, M. Solar<sup>130</sup>, E. Yu. Soldatov<sup>100</sup>, U. Soldevila<sup>170</sup>, A. A. Solodkov<sup>132</sup>, A. Soloshenko<sup>68</sup>, O. V. Solovyanov<sup>132</sup>, V. Solovyev<sup>125</sup>, P. Sommer<sup>141</sup>, H. Son<sup>165</sup>, A. Sopczak<sup>130</sup>, D. Sosa<sup>60b</sup>, C. L. Sotiropoulou<sup>126a,126b</sup>, S. Sottocornola<sup>123a,123b</sup>, R. Soualah<sup>167a,167c</sup>, A. M. Soukharev<sup>111.c</sup>, D. South<sup>45</sup>, B. C. Sowden<sup>80</sup>, S. Spagnolo<sup>76a,76b</sup>, M. Spalla<sup>126a,126b</sup>, M. Spangenberg<sup>173</sup>, F. Spano<sup>80</sup>, D. Sperlich<sup>17</sup>, F. Spettel<sup>103</sup>, T. M. Spieker<sup>60a</sup>, R. Spighi<sup>22a</sup>, G. Spigo<sup>32</sup>, L. A. Spiller<sup>91</sup>, M. Spousta<sup>131</sup>, R. D. St. Denis<sup>56.\*</sup>, A. Stabile<sup>94a</sup>, R. Stamen<sup>60a</sup>, S. Stamm<sup>17</sup>, E. Stanecka<sup>42</sup>, R. W. Staneke<sup>6</sup>, C. Stanescu<sup>136a</sup>, M. M. Stanitzki<sup>45</sup>, B. S. Stapi<sup>109</sup>, S. Stapnes<sup>121</sup>, E. A. Starchenko<sup>132</sup>, G. H. Stark<sup>33</sup>, J. Stark<sup>58</sup>, S. H Stark<sup>39</sup>, P. Staroba<sup>129</sup>, P. Starovoitov<sup>60a</sup>, S. Stärz<sup>32</sup>, R. Staszewski<sup>42</sup>, M. Stegler<sup>45</sup>, P. Steinberg<sup>27</sup>, B. Stelzer<sup>144</sup>, H. J. Stelzer<sup>32</sup>, O. Stelzer-Chilton<sup>163a</sup>, H. Stenzel<sup>55</sup>, T. J. Stevenson<sup>79</sup>, G. A. Stewart<sup>56</sup>, M. C. Stockton<sup>118</sup>, M. Stoebe<sup>90</sup>, G. Stoica<sup>28b</sup>, P. Stolte<sup>57</sup>, S. Stonjek<sup>103</sup>, A. R. Stradling<sup>8</sup>, A. Straessner<sup>47</sup>, M. E. Stramaglia<sup>18</sup>, J. Strandberg<sup>149</sup>, S. Strandberg<sup>148a,148b</sup>, M. Strauss<sup>115</sup>, P. Strizenc<sup>146b</sup>, R. Ströhmer<sup>177</sup>, D. M. Strom<sup>118</sup>, R. Stroynowski<sup>43</sup>, A. Strubig<sup>49</sup>, S. A. Stucci<sup>27</sup>, B. Stugu<sup>15</sup>, N. A. Styles<sup>45</sup>, D. Su<sup>145</sup>, J. Su<sup>127</sup>, S. Suchek<sup>60a</sup>, Y. Sugaya<sup>120</sup>, M. Suk<sup>130</sup>, V. V. Sulin<sup>98</sup>, D. M. S. Sultan<sup>162a,162b</sup>, S. Sultansoy<sup>4c</sup>, T. Sumida<sup>71</sup>, S. Sun<sup>59</sup>, X. Sun<sup>3</sup>, K. Suruliz<sup>151</sup>, C. J. E. Suster<sup>152</sup>, M. R. Sutton<sup>151</sup>, S. Suzuki<sup>69</sup>, M. Svatos<sup>129</sup>, M. Swiatlowski<sup>33</sup>, S. P. Swift<sup>2</sup>, I. Sykora<sup>146a</sup>, T. Sykora<sup>131</sup>, D. Ta<sup>51</sup>, K. Tackmann<sup>45</sup>, J. Taenzer<sup>155</sup>, A. Taffard<sup>166</sup>, R. Tafirout<sup>163a</sup>, E. Tahirovic<sup>79</sup>, N. Taiblum<sup>155</sup>, H. Takai<sup>27</sup>, R. Takashima<sup>72</sup>, E. H. Takasugi<sup>103</sup>, K. Takeda<sup>70</sup>, T. Takeshita<sup>142</sup>, Y. Takubo<sup>69</sup>, M. Talby<sup>88</sup>, A. A. Talyshev<sup>111.c</sup>, J. Tanaka<sup>157</sup>, M. Tanaka<sup>159</sup>, R. Tanaka<sup>119</sup>, S. Tanaka<sup>69</sup>, R. Tanioka<sup>70</sup>, B. B. Tannenwald<sup>113</sup>, S. Tapia Araya<sup>34b</sup>, S. Tapprogge<sup>86</sup>, S. Tarem<sup>154</sup>, G. F. Tartarelli<sup>94a</sup>, P. Tas<sup>131</sup>, M. Tasevsky<sup>129</sup>, T. Tashiro<sup>71</sup>, E. Tassi<sup>40a,40b</sup>, A. Tavares Delgado<sup>128a,128b</sup>, Y. Tayalati<sup>137e</sup>, A. C. Taylor<sup>107</sup>, A. J. Taylor<sup>49</sup>, G. N. Taylor<sup>91</sup>, P. T. E. Taylor<sup>91</sup>, W. Taylor<sup>163b</sup>, P. Teixeira-Dias<sup>80</sup>, D. Temple<sup>144</sup>, H. Ten Kate<sup>32</sup>, P. K. Teng<sup>153</sup>, J. J. Teoh<sup>120</sup>, F. Tepel<sup>178</sup>, S. Terada<sup>69</sup>, K. Terashi<sup>157</sup>, J. Terron<sup>85</sup>, S. Terzo<sup>13</sup>, M. Testa<sup>50</sup>, R. J. Teuscher<sup>161.o</sup>, S. J. Thais<sup>179</sup>, T. Theveneaux-Pelzer<sup>88</sup>, F. Thiele<sup>39</sup>, J. P. Thomas<sup>19</sup>, J. Thomas-Wilsker<sup>80</sup>, P. D. Thompson<sup>19</sup>, A. S. Thompson<sup>56</sup>, L. A. Thomsen<sup>179</sup>, E. Thomson<sup>124</sup>, Y. Tian<sup>38</sup>, M. J. Tibbetts<sup>16</sup>, R. E. Ticse Torres<sup>57</sup>, V. O. Tikhomirov<sup>98.ap</sup>, Yu. A. Tikhonov<sup>111.c</sup>, S. Timoshenko<sup>100</sup>, P. Tipton<sup>179</sup>, S. Tisserant<sup>88</sup>, K. Todome<sup>159</sup>, S. Todorova-Nova<sup>5</sup>, S. Todt<sup>47</sup>, J. Tojo<sup>73</sup>, S. Tokár<sup>146a</sup>, K. Tokushuku<sup>69</sup>, E. Tolley<sup>113</sup>, L. Tomlinson<sup>87</sup>, M. Tomoto<sup>105</sup>, L. Tompkins<sup>145.aq</sup>, K. Toms<sup>107</sup>, B. Tong<sup>59</sup>, P. Tornambe<sup>51</sup>, E. Torrence<sup>118</sup>, H. Torres<sup>47</sup>, E. Torró Pastor<sup>140</sup>, J. Toth<sup>88.ar</sup>, F. Touchard<sup>88</sup>, D. R. Tovey<sup>141</sup>, C. J. Treado<sup>112</sup>, T. Trefzger<sup>177</sup>, F. Tresoldi<sup>151</sup>, A. Tricoli<sup>27</sup>, I. M. Trigger<sup>163a</sup>, S. Trincaz-Duvoid<sup>83</sup>, M. F. Tripiana<sup>13</sup>, W. Trischuk<sup>161</sup>, B. Trocmé<sup>58</sup>, A. Trofymov<sup>45</sup>, C. Troncon<sup>94a</sup>, M. Trotter-McDonald<sup>16</sup>, M. Trovatelli<sup>172</sup>, L. Truong<sup>147b</sup>, M. Trzebinski<sup>42</sup>, A. Trzupek<sup>42</sup>, K. W. Tsang<sup>62a</sup>, J. C.-L. Tseng<sup>122</sup>, P. V. Tsiarehka<sup>95</sup>, G. Tsipolitis<sup>10</sup>, N. Tsirintanis<sup>9</sup>, S. Tsiskaridze<sup>13</sup>, V. Tsiskaridze<sup>51</sup>, E. G. Tskhadadze<sup>54a</sup>, I. I. Tsukerman<sup>99</sup>, V. Tsulaia<sup>16</sup>, S. Tsuno<sup>69</sup>, D. Tsybychev<sup>150</sup>, Y. Tu<sup>62b</sup>, A. Tudorache<sup>28b</sup>, V. Tudorache<sup>28b</sup>, T. T. Tulbure<sup>28a</sup>, A. N. Tuna<sup>59</sup>, S. Turchikhin<sup>68</sup>, D. Turgeman<sup>175</sup>, I. Turk Cakir<sup>4b.as</sup>, R. Turra<sup>94a</sup>, P. M. Tuts<sup>38</sup>, G. Ucchielli<sup>22a,22b</sup>, I. Ueda<sup>69</sup>, M. Ughetto<sup>148a,148b</sup>, F. Ukegawa<sup>164</sup>, G. Unal<sup>32</sup>, A. Undrus<sup>27</sup>, G. Unel<sup>166</sup>, F. C. Ungaro<sup>91</sup>, Y. Unno<sup>69</sup>, K. Uno<sup>157</sup>, C. Unverdorben<sup>102</sup>, J. Urban<sup>146b</sup>, P. Urquijo<sup>91</sup>, P. Urrejola<sup>86</sup>, G. Usai<sup>8</sup>, J. Usui<sup>69</sup>, L. Vacavant<sup>88</sup>, V. Vacek<sup>130</sup>, B. Vachon<sup>90</sup>, K. O. H. Vadla<sup>121</sup>, A. Vaidya<sup>81</sup>, C. Valderanis<sup>102</sup>, E. Valdes Santurio<sup>148a,148b</sup>, M. Valente<sup>52</sup>, S. Valentini<sup>22a,22b</sup>, A. Valero<sup>170</sup>, L. Valéry<sup>13</sup>, S. Valkar<sup>131</sup>, A. Vallier<sup>5</sup>, J. A. Valls Ferrer<sup>170</sup>, W. Van Den Wollenberg<sup>109</sup>, H. van der Graaf<sup>109</sup>, P. van Gemmeren<sup>6</sup>, J. Van Nieuwkoop<sup>144</sup>, I. van Vulpen<sup>109</sup>, M. C. van Woerden<sup>109</sup>, M. Vanadia<sup>135a,135b</sup>, W. Vandelli<sup>32</sup>, A. Vaniachine<sup>160</sup>, P. Vankov<sup>109</sup>, G. Vardanyan<sup>180</sup>, R. Vari<sup>134a</sup>, E. W. Varnes<sup>7</sup>, C. Varni<sup>53a,53b</sup>, T. Varol<sup>43</sup>, D. Varouchas<sup>119</sup>, A. Vartapetian<sup>8</sup>, K. E. Varvell<sup>152</sup>, J. G. Vasquez<sup>179</sup>, G. A. Vasquez<sup>34b</sup>, F. Vazeille<sup>37</sup>, D. Vazquez Furelos<sup>13</sup>, T. Vazquez Schroeder<sup>90</sup>, J. Veatch<sup>57</sup>, V. Veeraraghavan<sup>7</sup>, L. M. Veloce<sup>161</sup>, F. Veloso<sup>128a,128c</sup>, S. Veneziano<sup>134a</sup>, A. Ventura<sup>76a,76b</sup>, M. Venturi<sup>172</sup>, N. Venturi<sup>32</sup>, A. Venturini<sup>25</sup>, V. Vercesi<sup>123a</sup>, M. Verducci<sup>136a,136b</sup>, W. Verkerke<sup>109</sup>, A. T. Vermeulen<sup>109</sup>, J. C. Vermeulen<sup>109</sup>, M. C. Vetterli<sup>144.d</sup>, N. Viaux Maira<sup>34b</sup>, O. Viazlo<sup>84</sup>, I. Vichou<sup>169.\*</sup>, T. Vickey<sup>141</sup>, O. E. Vickey Boeriu<sup>141</sup>, G. H. A. Viehhauser<sup>122</sup>, S. Viel<sup>16</sup>, L. Vigani<sup>122</sup>, M. Villa<sup>22a,22b</sup>, M. Villaplana Perez<sup>94a,94b</sup>, E. Vilucchi<sup>50</sup>, M. G. Vincker<sup>31</sup>, V. B. Vinogradov<sup>68</sup>, A. Vishwakarma<sup>45</sup>, C. Vittori<sup>22a,22b</sup>, I. Vivarelli<sup>151</sup>, S. Vlachos<sup>10</sup>



M. Vogel<sup>178</sup>, P. Vokac<sup>130</sup>, G. Volpi<sup>13</sup>, H. von der Schmitt<sup>103</sup>, E. von Toerne<sup>23</sup>, V. Vorobel<sup>131</sup>, K. Vorobev<sup>100</sup>, M. Vos<sup>170</sup>, R. Voss<sup>32</sup>, J. H. Vosseveld<sup>77</sup>, N. Vranjes<sup>14</sup>, M. Vranjes Milosavljevic<sup>14</sup>, V. Vrba<sup>130</sup>, M. Vreeswijk<sup>109</sup>, R. Vuillermet<sup>32</sup>, I. Vukotic<sup>33</sup>, P. Wagner<sup>23</sup>, W. Wagner<sup>178</sup>, J. Wagner-Kuhr<sup>102</sup>, H. Wahlberg<sup>74</sup>, S. Wahrmund<sup>47</sup>, J. Walder<sup>75</sup>, R. Walker<sup>102</sup>, W. Walkowiak<sup>143</sup>, V. Wallangen<sup>148a,148b</sup>, C. Wang<sup>35b</sup>, C. Wang<sup>36b.at</sup>, F. Wang<sup>176</sup>, H. Wang<sup>16</sup>, H. Wang<sup>3</sup>, J. Wang<sup>45</sup>, J. Wang<sup>152</sup>, Q. Wang<sup>115</sup>, R.-J. Wang<sup>83</sup>, R. Wang<sup>6</sup>, S. M. Wang<sup>153</sup>, T. Wang<sup>38</sup>, W. Wang<sup>153.au</sup>, W. Wang<sup>36a.av</sup>, Z. Wang<sup>36c</sup>, C. Wanotayaroj<sup>45</sup>, A. Warburton<sup>90</sup>, C. P. Ward<sup>30</sup>, D. R. Wardrope<sup>81</sup>, A. Washbrook<sup>49</sup>, P. M. Watkins<sup>19</sup>, A. T. Watson<sup>19</sup>, M. F. Watson<sup>19</sup>, G. Watts<sup>140</sup>, S. Watts<sup>87</sup>, B. M. Waugh<sup>81</sup>, A. F. Webb<sup>11</sup>, S. Webb<sup>86</sup>, M. S. Weber<sup>18</sup>, S. M. Weber<sup>60a</sup>, S. W. Weber<sup>177</sup>, S. A. Weber<sup>31</sup>, J. S. Webster<sup>6</sup>, A. R. Weidberg<sup>122</sup>, B. Weinert<sup>64</sup>, J. Weingarten<sup>57</sup>, M. Weirich<sup>86</sup>, C. Weiser<sup>51</sup>, H. Weits<sup>109</sup>, P. S. Wells<sup>32</sup>, T. Wenaus<sup>27</sup>, T. Wengler<sup>32</sup>, S. Wenig<sup>32</sup>, N. Wermes<sup>23</sup>, M. D. Werner<sup>67</sup>, P. Werner<sup>32</sup>, M. Wessels<sup>60a</sup>, T. D. Weston<sup>18</sup>, K. Whalen<sup>118</sup>, N. L. Whallon<sup>140</sup>, A. M. Wharton<sup>75</sup>, A. S. White<sup>92</sup>, A. White<sup>8</sup>, M. J. White<sup>1</sup>, R. White<sup>34b</sup>, D. Whiteson<sup>166</sup>, B. W. Whitmore<sup>75</sup>, F. J. Wickens<sup>133</sup>, W. Wiedenmann<sup>176</sup>, M. Wielers<sup>133</sup>, C. Wiglesworth<sup>39</sup>, L. A. M. Wiik-Fuchs<sup>51</sup>, A. Wildauer<sup>103</sup>, F. Wilk<sup>87</sup>, H. G. Wilkens<sup>32</sup>, H. H. Williams<sup>124</sup>, S. Williams<sup>109</sup>, C. Willis<sup>93</sup>, S. Willocq<sup>89</sup>, J. A. Wilson<sup>19</sup>, I. Wingerter-Seez<sup>5</sup>, E. Winkels<sup>151</sup>, F. Winklmeier<sup>118</sup>, O. J. Winston<sup>151</sup>, B. T. Winter<sup>23</sup>, M. Wittgen<sup>145</sup>, M. Wobisch<sup>82.u</sup>, T. M. H. Wolf<sup>109</sup>, R. Wolff<sup>88</sup>, M. W. Wolter<sup>42</sup>, H. Wolters<sup>128a,128c</sup>, V. W. S. Wong<sup>171</sup>, N. L. Woods<sup>139</sup>, S. D. Worm<sup>19</sup>, B. K. Wosiek<sup>42</sup>, J. Wotschack<sup>32</sup>, K. W. Wozniak<sup>42</sup>, M. Wu<sup>33</sup>, S. L. Wu<sup>176</sup>, X. Wu<sup>52</sup>, Y. Wu<sup>92</sup>, T. R. Wyatt<sup>87</sup>, B. M. Wynne<sup>49</sup>, S. Xella<sup>39</sup>, Z. Xi<sup>92</sup>, L. Xia<sup>35c</sup>, D. Xu<sup>35a</sup>, L. Xu<sup>27</sup>, T. Xu<sup>138</sup>, W. Xu<sup>92</sup>, B. Yabsley<sup>152</sup>, S. Yacoub<sup>147a</sup>, D. Yamaguchi<sup>159</sup>, Y. Yamaguchi<sup>159</sup>, A. Yamamoto<sup>69</sup>, S. Yamamoto<sup>157</sup>, T. Yamanaka<sup>157</sup>, F. Yamane<sup>70</sup>, M. Yamatani<sup>157</sup>, T. Yamazaki<sup>157</sup>, Y. Yamazaki<sup>70</sup>, Z. Yan<sup>24</sup>, H. Yang<sup>36c</sup>, H. Yang<sup>16</sup>, Y. Yang<sup>153</sup>, Z. Yang<sup>15</sup>, W.-M. Yao<sup>16</sup>, Y. C. Yap<sup>45</sup>, Y. Yasu<sup>69</sup>, E. Yatsenko<sup>5</sup>, K. H. Yau Wong<sup>23</sup>, J. Ye<sup>43</sup>, S. Ye<sup>27</sup>, I. Yeletsikh<sup>68</sup>, E. Yigitbasi<sup>24</sup>, E. Yildirim<sup>86</sup>, K. Yorita<sup>174</sup>, K. Yoshihara<sup>124</sup>, C. Young<sup>145</sup>, C. J. S. Young<sup>32</sup>, J. Yu<sup>8</sup>, J. Yu<sup>67</sup>, S. P. Y. Yuen<sup>23</sup>, I. Yusuf<sup>30.aw</sup>, B. Zabinski<sup>42</sup>, G. Zacharis<sup>10</sup>, R. Zaidan<sup>13</sup>, A. M. Zaitsev<sup>132.aj</sup>, N. Zakharchuk<sup>45</sup>, J. Zalieckas<sup>15</sup>, A. Zaman<sup>150</sup>, S. Zambito<sup>59</sup>, D. Zanzi<sup>91</sup>, C. Zeitnitz<sup>178</sup>, G. Zemaityte<sup>122</sup>, A. Zemla<sup>41a</sup>, J. C. Zeng<sup>169</sup>, Q. Zeng<sup>145</sup>, O. Zenin<sup>132</sup>, T. Ženiš<sup>146a</sup>, D. Zerwas<sup>119</sup>, D. Zhang<sup>36b</sup>, D. Zhang<sup>92</sup>, F. Zhang<sup>176</sup>, G. Zhang<sup>36a.av</sup>, H. Zhang<sup>119</sup>, J. Zhang<sup>6</sup>, L. Zhang<sup>51</sup>, L. Zhang<sup>36a</sup>, M. Zhang<sup>169</sup>, P. Zhang<sup>35b</sup>, R. Zhang<sup>23</sup>, R. Zhang<sup>36a.at</sup>, X. Zhang<sup>36b</sup>, Y. Zhang<sup>35a</sup>, Z. Zhang<sup>119</sup>, X. Zhao<sup>43</sup>, Y. Zhao<sup>36b.ax</sup>, Z. Zhao<sup>36a</sup>, A. Zhemchugov<sup>68</sup>, B. Zhou<sup>92</sup>, C. Zhou<sup>176</sup>, L. Zhou<sup>43</sup>, M. Zhou<sup>35a</sup>, M. Zhou<sup>150</sup>, N. Zhou<sup>36c</sup>, Y. Zhou<sup>7</sup>, C. G. Zhu<sup>36b</sup>, H. Zhu<sup>35a</sup>, J. Zhu<sup>92</sup>, Y. Zhu<sup>36a</sup>, X. Zhuang<sup>35a</sup>, K. Zhukov<sup>98</sup>, A. Zibell<sup>177</sup>, D. Zieminska<sup>64</sup>, N. I. Zimine<sup>68</sup>, C. Zimmermann<sup>86</sup>, S. Zimmermann<sup>51</sup>, Z. Zinonos<sup>103</sup>, M. Zinser<sup>86</sup>, M. Ziolkowski<sup>143</sup>, L. Živković<sup>14</sup>, G. Zobernig<sup>176</sup>, A. Zoccoli<sup>22a,22b</sup>, R. Zou<sup>33</sup>, M. zur Nedden<sup>17</sup>, L. Zwalinski<sup>32</sup>

<sup>1</sup> Department of Physics, University of Adelaide, Adelaide, Australia

<sup>2</sup> Physics Department, SUNY Albany, Albany, NY, USA

<sup>3</sup> Department of Physics, University of Alberta, Edmonton, AB, Canada

<sup>4</sup> (a)Department of Physics, Ankara University, Ankara, Turkey; (b)Istanbul Aydin University, Istanbul, Turkey; (c)Division of Physics, TOBB University of Economics and Technology, Ankara, Turkey

<sup>5</sup> LAPP, CNRS/IN2P3 and Université Savoie Mont Blanc, Annecy-le-Vieux, France

<sup>6</sup> High Energy Physics Division, Argonne National Laboratory, Argonne, IL, USA

<sup>7</sup> Department of Physics, University of Arizona, Tucson, AZ, USA

<sup>8</sup> Department of Physics, The University of Texas at Arlington, Arlington, TX, USA

<sup>9</sup> Physics Department, National and Kapodistrian University of Athens, Athens, Greece

<sup>10</sup> Physics Department, National Technical University of Athens, Zografou, Greece

<sup>11</sup> Department of Physics, The University of Texas at Austin, Austin, TX, USA

<sup>12</sup> Institute of Physics, Azerbaijan Academy of Sciences, Baku, Azerbaijan

<sup>13</sup> Institut de Física d'Altes Energies (IFAE), The Barcelona Institute of Science and Technology, Barcelona, Spain

<sup>14</sup> Institute of Physics, University of Belgrade, Belgrade, Serbia

<sup>15</sup> Department for Physics and Technology, University of Bergen, Bergen, Norway

<sup>16</sup> Physics Division, Lawrence Berkeley National Laboratory and University of California, Berkeley, CA, USA

<sup>17</sup> Department of Physics, Humboldt University, Berlin, Germany

<sup>18</sup> Albert Einstein Center for Fundamental Physics, Laboratory for High Energy Physics, University of Bern, Bern, Switzerland

<sup>19</sup> School of Physics and Astronomy, University of Birmingham, Birmingham, UK

<sup>20</sup> (a)Department of Physics, Bogazici University, Istanbul, Turkey; (b)Department of Physics Engineering, Gaziantep University, Gaziantep, Turkey; (c)Faculty of Engineering and Natural Sciences, Istanbul Bilgi University, Istanbul, Turkey; (d)Faculty of Engineering and Natural Sciences, Bahcesehir University, Istanbul, Turkey

- <sup>21</sup> Centro de Investigaciones, Universidad Antonio Narino, Bogotá, Colombia
- <sup>22</sup> <sup>(a)</sup>INFN Sezione di Bologna, Bologna, Italy; <sup>(b)</sup>Dipartimento di Fisica e Astronomia, Università di Bologna, Bologna, Italy
- <sup>23</sup> Physikalisches Institut, University of Bonn, Bonn, Germany
- <sup>24</sup> Department of Physics, Boston University, Boston, MA, USA
- <sup>25</sup> Department of Physics, Brandeis University, Waltham, MA, USA
- <sup>26</sup> <sup>(a)</sup>Universidade Federal do Rio De Janeiro COPPE/EE/IF, Rio de Janeiro, Brazil; <sup>(b)</sup>Electrical Circuits Department, Federal University of Juiz de Fora (UFJF), Juiz de Fora, Brazil; <sup>(c)</sup>Federal University of Sao Joao del Rei (UFSJ), Sao Joao del Rei, Brazil; <sup>(d)</sup>Instituto de Fisica, Universidade de Sao Paulo, São Paulo, Brazil
- <sup>27</sup> Physics Department, Brookhaven National Laboratory, Upton, NY, USA
- <sup>28</sup> <sup>(a)</sup>Transilvania University of Brasov, Brasov, Romania; <sup>(b)</sup>Horia Hulubei National Institute of Physics and Nuclear Engineering, Bucharest, Romania; <sup>(c)</sup>Department of Physics, Alexandru Ioan Cuza University of Iasi, Iasi, Romania; <sup>(d)</sup>Physics Department, National Institute for Research and Development of Isotopic and Molecular Technologies, Cluj-Napoca, Romania; <sup>(e)</sup>University Politehnica Bucharest, Bucharest, Romania; <sup>(f)</sup>West University in Timisoara, Timisoara, Romania
- <sup>29</sup> Departamento de Física, Universidad de Buenos Aires, Buenos Aires, Argentina
- <sup>30</sup> Cavendish Laboratory, University of Cambridge, Cambridge, UK
- <sup>31</sup> Department of Physics, Carleton University, Ottawa, ON, Canada
- <sup>32</sup> CERN, Geneva, Switzerland
- <sup>33</sup> Enrico Fermi Institute, University of Chicago, Chicago, IL, USA
- <sup>34</sup> <sup>(a)</sup>Departamento de Física, Pontificia Universidad Católica de Chile, Santiago, Chile; <sup>(b)</sup>Departamento de Física, Universidad Técnica Federico Santa María, Valparaiso, Chile
- <sup>35</sup> <sup>(a)</sup>Institute of High Energy Physics, Chinese Academy of Sciences, Beijing, China; <sup>(b)</sup>Department of Physics, Nanjing University, Nanjing, Jiangsu, China; <sup>(c)</sup>Physics Department, Tsinghua University, Beijing 100084, China
- <sup>36</sup> <sup>(a)</sup>Department of Modern Physics and State Key Laboratory of Particle Detection and Electronics, University of Science and Technology of China, Anhui, China; <sup>(b)</sup>School of Physics, Shandong University, Jinan, Shandong, China; <sup>(c)</sup>Department of Physics and Astronomy, Key Laboratory for Particle Physics, Astrophysics and Cosmology, Ministry of Education, Shanghai Key Laboratory for Particle Physics and Cosmology, Shanghai Jiao Tong University, Shanghai (also at PKU-CHEP), Shanghai, China
- <sup>37</sup> Université Clermont Auvergne, CNRS/IN2P3, LPC, Clermont-Ferrand, France
- <sup>38</sup> Nevis Laboratory, Columbia University, Irvington, NY, USA
- <sup>39</sup> Niels Bohr Institute, University of Copenhagen, Copenhagen, Denmark
- <sup>40</sup> <sup>(a)</sup>INFN Gruppo Collegato di Cosenza, Laboratori Nazionali di Frascati, Frascati, Italy; <sup>(b)</sup>Dipartimento di Fisica, Università della Calabria, Rende, Italy
- <sup>41</sup> <sup>(a)</sup>Faculty of Physics and Applied Computer Science, AGH University of Science and Technology, Kraków, Poland; <sup>(b)</sup>Marian Smoluchowski Institute of Physics, Jagiellonian University, Kraków, Poland
- <sup>42</sup> Institute of Nuclear Physics, Polish Academy of Sciences, Kraków, Poland
- <sup>43</sup> Physics Department, Southern Methodist University, Dallas, TX, USA
- <sup>44</sup> Physics Department, University of Texas at Dallas, Richardson, TX, USA
- <sup>45</sup> DESY, Hamburg and Zeuthen, Germany
- <sup>46</sup> Lehrstuhl für Experimentelle Physik IV, Technische Universität Dortmund, Dortmund, Germany
- <sup>47</sup> Institut für Kern- und Teilchenphysik, Technische Universität Dresden, Dresden, Germany
- <sup>48</sup> Department of Physics, Duke University, Durham, NC, USA
- <sup>49</sup> SUPA-School of Physics and Astronomy, University of Edinburgh, Edinburgh, UK
- <sup>50</sup> INFN e Laboratori Nazionali di Frascati, Frascati, Italy
- <sup>51</sup> Fakultät für Mathematik und Physik, Albert-Ludwigs-Universität, Freiburg, Germany
- <sup>52</sup> Departement de Physique Nucleaire et Corpusculaire, Université de Genève, Geneva, Switzerland
- <sup>53</sup> <sup>(a)</sup>INFN Sezione di Genova, Genoa, Italy; <sup>(b)</sup>Dipartimento di Fisica, Università di Genova, Genoa, Italy
- <sup>54</sup> <sup>(a)</sup>E. Andronikashvili Institute of Physics, Iv. Javakhishvili Tbilisi State University, Tbilisi, Georgia; <sup>(b)</sup>High Energy Physics Institute, Tbilisi State University, Tbilisi, Georgia
- <sup>55</sup> II Physikalisches Institut, Justus-Liebig-Universität Giessen, Giessen, Germany
- <sup>56</sup> SUPA-School of Physics and Astronomy, University of Glasgow, Glasgow, UK
- <sup>57</sup> II Physikalisches Institut, Georg-August-Universität, Göttingen, Germany

- 58 Laboratoire de Physique Subatomique et de Cosmologie, Université Grenoble-Alpes, CNRS/IN2P3, Grenoble, France
- 59 Laboratory for Particle Physics and Cosmology, Harvard University, Cambridge, MA, USA
- 60 <sup>(a)</sup>Kirchhoff-Institut für Physik, Ruprecht-Karls-Universität Heidelberg, Heidelberg, Germany; <sup>(b)</sup>Physikalisches Institut, Ruprecht-Karls-Universität Heidelberg, Heidelberg, Germany
- 61 Faculty of Applied Information Science, Hiroshima Institute of Technology, Hiroshima, Japan
- 62 <sup>(a)</sup>Department of Physics, The Chinese University of Hong Kong, Shatin, NT, Hong Kong; <sup>(b)</sup>Department of Physics, The University of Hong Kong, Hong Kong, China; <sup>(c)</sup>Department of Physics, Institute for Advanced Study, The Hong Kong University of Science and Technology, Clear Water Bay, Kowloon, Hong Kong, China
- 63 Department of Physics, National Tsing Hua University, Taiwan, Taiwan
- 64 Department of Physics, Indiana University, Bloomington, IN, USA
- 65 Institut für Astro- und Teilchenphysik, Leopold-Franzens-Universität, Innsbruck, Austria
- 66 University of Iowa, Iowa City, IA, USA
- 67 Department of Physics and Astronomy, Iowa State University, Ames, IA, USA
- 68 Joint Institute for Nuclear Research, JINR Dubna, Dubna, Russia
- 69 KEK, High Energy Accelerator Research Organization, Tsukuba, Japan
- 70 Graduate School of Science, Kobe University, Kobe, Japan
- 71 Faculty of Science, Kyoto University, Kyoto, Japan
- 72 Kyoto University of Education, Kyoto, Japan
- 73 Research Center for Advanced Particle Physics and Department of Physics, Kyushu University, Fukuoka, Japan
- 74 Instituto de Física La Plata, Universidad Nacional de La Plata and CONICET, La Plata, Argentina
- 75 Physics Department, Lancaster University, Lancaster, UK
- 76 <sup>(a)</sup>INFN Sezione di Lecce, Lecce, Italy; <sup>(b)</sup>Dipartimento di Matematica e Fisica, Università del Salento, Lecce, Italy
- 77 Oliver Lodge Laboratory, University of Liverpool, Liverpool, UK
- 78 Department of Experimental Particle Physics, Jožef Stefan Institute and Department of Physics, University of Ljubljana, Ljubljana, Slovenia
- 79 School of Physics and Astronomy, Queen Mary University of London, London, UK
- 80 Department of Physics, Royal Holloway University of London, Surrey, UK
- 81 Department of Physics and Astronomy, University College London, London, UK
- 82 Louisiana Tech University, Ruston, LA, USA
- 83 Laboratoire de Physique Nucléaire et de Hautes Energies, UPMC and Université Paris-Diderot and CNRS/IN2P3, Paris, France
- 84 Fysiska institutionen, Lunds universitet, Lund, Sweden
- 85 Departamento de Física Teórica C-15, Universidad Autónoma de Madrid, Madrid, Spain
- 86 Institut für Physik, Universität Mainz, Mainz, Germany
- 87 School of Physics and Astronomy, University of Manchester, Manchester, UK
- 88 CPPM, Aix-Marseille Université and CNRS/IN2P3, Marseille, France
- 89 Department of Physics, University of Massachusetts, Amherst, MA, USA
- 90 Department of Physics, McGill University, Montreal, QC, Canada
- 91 School of Physics, University of Melbourne, Victoria, Australia
- 92 Department of Physics, The University of Michigan, Ann Arbor, MI, USA
- 93 Department of Physics and Astronomy, Michigan State University, East Lansing, MI, USA
- 94 <sup>(a)</sup>INFN Sezione di Milano, Milan, Italy; <sup>(b)</sup>Dipartimento di Fisica, Università di Milano, Milan, Italy
- 95 B.I. Stepanov Institute of Physics, National Academy of Sciences of Belarus, Minsk, Republic of Belarus
- 96 Research Institute for Nuclear Problems of Byelorussian State University, Minsk, Republic of Belarus
- 97 Group of Particle Physics, University of Montreal, Montreal, QC, Canada
- 98 P.N. Lebedev Physical Institute of the Russian Academy of Sciences, Moscow, Russia
- 99 Institute for Theoretical and Experimental Physics (ITEP), Moscow, Russia
- 100 National Research Nuclear University MEPhI, Moscow, Russia
- 101 D.V. Skobel'syn Institute of Nuclear Physics, M.V. Lomonosov Moscow State University, Moscow, Russia
- 102 Fakultät für Physik, Ludwig-Maximilians-Universität München, Munich, Germany
- 103 Max-Planck-Institut für Physik (Werner-Heisenberg-Institut), Munich, Germany
- 104 Nagasaki Institute of Applied Science, Nagasaki, Japan
- 105 Graduate School of Science and Kobayashi-Maskawa Institute, Nagoya University, Nagoya, Japan

- 106 (a)INFN Sezione di Napoli, Naples, Italy; (b)Dipartimento di Fisica, Università di Napoli, Naples, Italy  
107 Department of Physics and Astronomy, University of New Mexico, Albuquerque, NM, USA  
108 Institute for Mathematics, Astrophysics and Particle Physics, Radboud University Nijmegen/Nikhef, Nijmegen,  
The Netherlands  
109 Nikhef National Institute for Subatomic Physics and University of Amsterdam, Amsterdam, The Netherlands  
110 Department of Physics, Northern Illinois University, DeKalb, IL, USA  
111 Budker Institute of Nuclear Physics, SB RAS, Novosibirsk, Russia  
112 Department of Physics, New York University, New York, NY, USA  
113 Ohio State University, Columbus, OH, USA  
114 Faculty of Science, Okayama University, Okayama, Japan  
115 Homer L. Dodge Department of Physics and Astronomy, University of Oklahoma, Norman, OK, USA  
116 Department of Physics, Oklahoma State University, Stillwater, OK, USA  
117 Palacký University, RCPTM, Olomouc, Czech Republic  
118 Center for High Energy Physics, University of Oregon, Eugene, OR, USA  
119 LAL, Univ. Paris-Sud, CNRS/IN2P3, Université Paris-Saclay, Orsay, France  
120 Graduate School of Science, Osaka University, Osaka, Japan  
121 Department of Physics, University of Oslo, Oslo, Norway  
122 Department of Physics, Oxford University, Oxford, UK  
123 (a)INFN Sezione di Pavia, Pavia, Italy; (b)Dipartimento di Fisica, Università di Pavia, Pavia, Italy  
124 Department of Physics, University of Pennsylvania, Philadelphia, PA, USA  
125 National Research Centre “Kurchatov Institute” B.P. Konstantinov Petersburg Nuclear Physics Institute, St. Petersburg,  
Russia  
126 (a)INFN Sezione di Pisa, Pisa, Italy; (b)Dipartimento di Fisica E. Fermi, Università di Pisa, Pisa, Italy  
127 Department of Physics and Astronomy, University of Pittsburgh, Pittsburgh, PA, USA  
128 (a)Laboratório de Instrumentação e Física Experimental de Partículas-LIP, Lisbon, Portugal; (b)Faculdade de Ciências,  
Universidade de Lisboa, Lisbon, Portugal; (c)Department of Physics, University of Coimbra, Coimbra,  
Portugal; (d)Centro de Física Nuclear da Universidade de Lisboa, Lisbon, Portugal; (e)Departamento de Física,  
Universidade do Minho, Braga, Portugal; (f)Departamento de Física Teórica y del Cosmos, Universidad de Granada,  
Granada, Spain; (g)Dep Física and CEFITEC of Faculdade de Ciências e Tecnologia, Universidade Nova de Lisboa,  
Caparica, Portugal  
129 Institute of Physics, Academy of Sciences of the Czech Republic, Prague, Czech Republic  
130 Czech Technical University in Prague, Prague, Czech Republic  
131 Faculty of Mathematics and Physics, Charles University, Prague, Czech Republic  
132 State Research Center Institute for High Energy Physics (Protvino), NRC KI, Protvino, Russia  
133 Particle Physics Department, Rutherford Appleton Laboratory, Didcot, UK  
134 (a)INFN Sezione di Roma, Rome, Italy; (b)Dipartimento di Fisica, Sapienza Università di Roma, Rome, Italy  
135 (a)INFN Sezione di Roma Tor Vergata, Rome, Italy; (b)Dipartimento di Fisica, Università di Roma Tor Vergata, Rome,  
Italy  
136 (a)INFN Sezione di Roma Tre, Rome, Italy; (b)Dipartimento di Matematica e Fisica, Università Roma Tre, Rome, Italy  
137 (a)Faculté des Sciences Ain Chock, Réseau Universitaire de Physique des Hautes Energies-Université Hassan II,  
Casablanca, Morocco; (b)Centre National de l’Energie des Sciences Techniques Nucleaires, Rabat, Morocco; (c)Faculté  
des Sciences Semlalia, Université Cadi Ayyad, LPHEA-Marrakech, Marrakech, Morocco; (d)Faculté des Sciences,  
Université Mohamed Premier and LTPM, Oujda, Morocco; (e)Faculté des Sciences, Université Mohammed V, Rabat,  
Morocco  
138 DSM/IRFU (Institut de Recherches sur les Lois Fondamentales de l’Univers), CEA Saclay (Commissariat à l’Energie  
Atomique et aux Energies Alternatives), Gif-sur-Yvette, France  
139 Santa Cruz Institute for Particle Physics, University of California Santa Cruz, Santa Cruz, CA, USA  
140 Department of Physics, University of Washington, Seattle, WA, USA  
141 Department of Physics and Astronomy, University of Sheffield, Sheffield, UK  
142 Department of Physics, Shinshu University, Nagano, Japan  
143 Department Physik, Universität Siegen, Siegen, Germany  
144 Department of Physics, Simon Fraser University, Burnaby, BC, Canada  
145 SLAC National Accelerator Laboratory, Stanford, CA, USA

- 146 (a) Faculty of Mathematics, Physics and Informatics, Comenius University, Bratislava, Slovak Republic; (b) Department of Subnuclear Physics, Institute of Experimental Physics of the Slovak Academy of Sciences, Kosice, Slovak Republic
- 147 (a) Department of Physics, University of Cape Town, Cape Town, South Africa; (b) Department of Physics, University of Johannesburg, Johannesburg, South Africa; (c) School of Physics, University of the Witwatersrand, Johannesburg, South Africa
- 148 (a) Department of Physics, Stockholm University, Stockholm, Sweden; (b) The Oskar Klein Centre, Stockholm, Sweden
- 149 Physics Department, Royal Institute of Technology, Stockholm, Sweden
- 150 Departments of Physics and Astronomy and Chemistry, Stony Brook University, Stony Brook, NY, USA
- 151 Department of Physics and Astronomy, University of Sussex, Brighton, UK
- 152 School of Physics, University of Sydney, Sydney, Australia
- 153 Institute of Physics, Academia Sinica, Taipei, Taiwan
- 154 Department of Physics, Technion: Israel Institute of Technology, Haifa, Israel
- 155 Raymond and Beverly Sackler School of Physics and Astronomy, Tel Aviv University, Tel Aviv, Israel
- 156 Department of Physics, Aristotle University of Thessaloniki, Thessaloniki, Greece
- 157 International Center for Elementary Particle Physics and Department of Physics, The University of Tokyo, Tokyo, Japan
- 158 Graduate School of Science and Technology, Tokyo Metropolitan University, Tokyo, Japan
- 159 Department of Physics, Tokyo Institute of Technology, Tokyo, Japan
- 160 Tomsk State University, Tomsk, Russia
- 161 Department of Physics, University of Toronto, Toronto, ON, Canada
- 162 (a) INFN-TIFPA, Trento, Italy; (b) University of Trento, Trento, Italy
- 163 (a) TRIUMF, Vancouver, BC, Canada; (b) Department of Physics and Astronomy, York University, Toronto, ON, Canada
- 164 Faculty of Pure and Applied Sciences, and Center for Integrated Research in Fundamental Science and Engineering, University of Tsukuba, Tsukuba, Japan
- 165 Department of Physics and Astronomy, Tufts University, Medford, MA, USA
- 166 Department of Physics and Astronomy, University of California Irvine, Irvine, CA, USA
- 167 (a) INFN Gruppo Collegato di Udine, Sezione di Trieste, Udine, Italy; (b) ICTP, Trieste, Italy; (c) Dipartimento di Chimica, Fisica e Ambiente, Università di Udine, Udine, Italy
- 168 Department of Physics and Astronomy, University of Uppsala, Uppsala, Sweden
- 169 Department of Physics, University of Illinois, Urbana, IL, USA
- 170 Instituto de Física Corpuscular (IFIC), Centro Mixto Universidad de Valencia-CSIC, Valencia, Spain
- 171 Department of Physics, University of British Columbia, Vancouver, BC, Canada
- 172 Department of Physics and Astronomy, University of Victoria, Victoria, BC, Canada
- 173 Department of Physics, University of Warwick, Coventry, UK
- 174 Waseda University, Tokyo, Japan
- 175 Department of Particle Physics, The Weizmann Institute of Science, Rehovot, Israel
- 176 Department of Physics, University of Wisconsin, Madison, WI, USA
- 177 Fakultät für Physik und Astronomie, Julius-Maximilians-Universität, Würzburg, Germany
- 178 Fakultät für Mathematik und Naturwissenschaften, Fachgruppe Physik, Bergische Universität Wuppertal, Wuppertal, Germany
- 179 Department of Physics, Yale University, New Haven, CT, USA
- 180 Yerevan Physics Institute, Yerevan, Armenia
- 181 Centre de Calcul de l'Institut National de Physique Nucléaire et de Physique des Particules (IN2P3), Villeurbanne, France
- 182 Academia Sinica Grid Computing, Institute of Physics, Academia Sinica, Taipei, Taiwan
- <sup>a</sup> Also at Department of Physics, King's College London, London, UK
- <sup>b</sup> Also at Institute of Physics, Azerbaijan Academy of Sciences, Baku, Azerbaijan
- <sup>c</sup> Also at Novosibirsk State University, Novosibirsk, Russia
- <sup>d</sup> Also at TRIUMF, Vancouver, BC, Canada
- <sup>e</sup> Also at Department of Physics and Astronomy, University of Louisville, Louisville, KY, USA
- <sup>f</sup> Also at Physics Department, An-Najah National University, Nablus, Palestine
- <sup>g</sup> Also at Department of Physics, California State University, Fresno, CA, USA
- <sup>h</sup> Also at Department of Physics, University of Fribourg, Fribourg, Switzerland

- <sup>i</sup> Also at II Physikalisches Institut, Georg-August-Universität, Göttingen, Germany
- <sup>j</sup> Also at Departament de Física de la Universitat Autònoma de Barcelona, Barcelona, Spain
- <sup>k</sup> Also at Departamento de Física e Astronomia, Faculdade de Ciências, Universidade do Porto, Porto, Portugal
- <sup>l</sup> Also at Tomsk State University, Tomsk, and Moscow Institute of Physics and Technology State University, Dolgoprudny, Russia
- <sup>m</sup> Also at The Collaborative Innovation Center of Quantum Matter (CICQM), Beijing, China
- <sup>n</sup> Also at Università di Napoli Parthenope, Napoli, Italy
- <sup>o</sup> Also at Institute of Particle Physics (IPP), Canada
- <sup>p</sup> Also at Horia Hulubei National Institute of Physics and Nuclear Engineering, Bucharest, Romania
- <sup>q</sup> Also at Department of Physics, St. Petersburg State Polytechnical University, St. Petersburg, Russia
- <sup>r</sup> Also at Borough of Manhattan Community College, City University of New York, New York, USA
- <sup>s</sup> Also at Department of Financial and Management Engineering, University of the Aegean, Chios, Greece
- <sup>t</sup> Also at Centre for High Performance Computing, CSIR Campus, Rosebank, Cape Town, South Africa
- <sup>u</sup> Also at Louisiana Tech University, Ruston, LA, USA
- <sup>v</sup> Also at Institutio Catalana de Recerca i Estudis Avancats, ICREA, Barcelona, Spain
- <sup>w</sup> Also at Department of Physics, The University of Michigan, Ann Arbor MI, United States of America
- <sup>x</sup> Also at Graduate School of Science, Osaka University, Osaka, Japan
- <sup>y</sup> Also at Fakultät für Mathematik und Physik, Albert-Ludwigs-Universität, Freiburg, Germany
- <sup>z</sup> Also at Institute for Mathematics, Astrophysics and Particle Physics, Radboud University Nijmegen/Nikhef, Nijmegen, The Netherlands
- <sup>aa</sup> Also at Department of Physics, The University of Texas at Austin, Austin, TX, USA
- <sup>ab</sup> Also at Institute of Theoretical Physics, Ilia State University, Tbilisi, Georgia
- <sup>ac</sup> Also at CERN, Geneva, Switzerland
- <sup>ad</sup> Also at Georgian Technical University (GTU), Tbilisi, Georgia
- <sup>ae</sup> Also at Ochadai Academic Production, Ochanomizu University, Tokyo, Japan
- <sup>af</sup> Also at Manhattan College, New York, NY, USA
- <sup>ag</sup> Also at The City College of New York, New York NY, United States of America
- <sup>ah</sup> Also at Departamento de Física Teórica y del Cosmos, Universidad de Granada, Granada, Portugal
- <sup>ai</sup> Also at Department of Physics, California State University, Sacramento, CA, USA
- <sup>aj</sup> Also at Moscow Institute of Physics and Technology State University, Dolgoprudny, Russia
- <sup>ak</sup> Also at Departement de Physique Nucleaire et Corpusculaire, Université de Genève, Geneva, Switzerland
- <sup>al</sup> Also at Institut de Física d'Altes Energies (IFAE), The Barcelona Institute of Science and Technology, Barcelona, Spain
- <sup>am</sup> Also at School of Physics, Sun Yat-sen University, Guangzhou, China
- <sup>an</sup> Also at Institute for Nuclear Research and Nuclear Energy (INRNE) of the Bulgarian Academy of Sciences, Sofia, Bulgaria
- <sup>ao</sup> Also at Faculty of Physics, M.V. Lomonosov Moscow State University, Moscow, Russia
- <sup>ap</sup> Also at National Research Nuclear University MEPhI, Moscow, Russia
- <sup>aq</sup> Also at Department of Physics, Stanford University, Stanford, CA, USA
- <sup>ar</sup> Also at Institute for Particle and Nuclear Physics, Wigner Research Centre for Physics, Budapest, Hungary
- <sup>as</sup> Also at Faculty of Engineering, Giresun University, Giresun, Turkey
- <sup>at</sup> Also at CPPM, Aix-Marseille Université and CNRS/IN2P3, Marseille, France
- <sup>au</sup> Also at Department of Physics, Nanjing University, Jiangsu, China
- <sup>av</sup> Also at Institute of Physics, Academia Sinica, Taipei, Taiwan
- <sup>aw</sup> Also at University of Malaya, Department of Physics, Kuala Lumpur, Malaysia
- <sup>ax</sup> Also at LAL, Univ. Paris-Sud, CNRS/IN2P3, Université Paris-Saclay, Orsay, France
- \* Deceased