

PAPER • OPEN ACCESS

A model of interacting quantum neurons with a dynamic synapse

To cite this article: J J Torres and D Manzano 2022 *New J. Phys.* **24** 073007

View the [article online](#) for updates and enhancements.

You may also like

- [Synaptic electronics: materials, devices and applications](#)
Duygu Kuzum, Shimeng Yu and H-S Philip Wong
- [Synaptic metaplasticity emulation in a freestanding oxide-based neuromorphic transistor with dual in-plane gates](#)
Shanshan Jiang, Yongli He, Rui Liu et al.
- [Two-dimensional materials for artificial synapses: toward a practical application](#)
I-Ting Wang, Chih-Cheng Chang, Yen-Yu Chen et al.



PAPER

A model of interacting quantum neurons with a dynamic synapse

OPEN ACCESS

RECEIVED
26 January 2022REVISED
1 June 2022ACCEPTED FOR PUBLICATION
15 June 2022PUBLISHED
7 July 2022

Original content from
this work may be used
under the terms of the
[Creative Commons
Attribution 4.0 licence](#).

Any further distribution
of this work must
maintain attribution to
the author(s) and the
title of the work, journal
citation and DOI.

J J Torres^{1,2} and D Manzano^{1,2,*} ¹ Institute Carlos I for Theoretical and Computational Physics, University of Granada, Granada E-18071, Spain² Departamento de Electromagnetismo y Física de la Materia, University of Granada, Granada 1807, Spain

* Author to whom any correspondence should be addressed.

E-mail: manzano@onsager.ugr.es**Keywords:** neurons, quantum information, entanglement, dynamical synapse

Abstract

Motivated by recent advances in neuroscience, in this work, we explore the emergent behaviour of quantum systems with a dynamical biologically-inspired qubits interaction. We use a minimal model of two interacting qubits with an activity-dependent dynamic interplay as in classical dynamic synapses that induces the so-called synaptic depression, that is, synapses that present synaptic fatigue after heavy presynaptic stimulation. Our study shows that in absence of synaptic depression the two-qubits quantum system shows typical Rabi oscillations whose frequency decreases when synaptic depression is introduced, so one can trap excitations for a large period of time. This creates a population imbalance between the qubits even though the Hamiltonian is Hermitian. This imbalance can be sustained in time by introducing a small energy shift between the qubits. In addition, we report that long time entanglement between the two qubits raises naturally in the presence of synaptic depression. Moreover, we propose and analyse a plausible experimental setup of our two-qubits system which demonstrates that these results are robust and can be experimentally obtained in a laboratory.

1. Introduction

Learning and information processing are key topics of science that have recently been pushed to the quantum domain. In the last years, thanks to the development of quantum computers, there is an increasing interest in the design of autonomous devices to perform certain tasks with quantum improvement. This has led to the developing of the fields of quantum machine learning and quantum artificial intelligence [1, 2]. In this direction, there have been proposal for autonomous machines that can estimate a state or a quantum unitary [3, 4], as well as algorithms of quantum reinforcement learning [5–10], and quantum neuronal networks (QNNs) [11, 12]. Besides, the most used framework for quantum machine learning is based on variational quantum algorithms [13–16].

In the field of QNN there have been theoretical proposals of models of single quantum neurons [17–19], as well as networks such as the perceptron [20–22] and Hopfield's [23, 24]. The main interest here has been to see if such quantum versions of neural networks are able to improve the properties of classification and pattern recognition compared with classical ones, but there is also a biological motivation [25]. All these approaches use versions of binary neurons that are substituted by qubits, with very simple interactions between the units. However, classical neural networks and biological inspired neural population models include other important element that has been shown to have a prominent role on neural computation, i.e., the synapses [26]. The transmission of the information encoded in firing patterns of the neurons is performed by the synapses to postsynaptic neurons through highly non-linear processes. These include, among others, the biophysical processes that control the trafficking and recycling of neurotransmitter molecules at the synapses and which are responsible for the transmission of the electrical signals among interconnected neurons. During the last decades, neuroscientists have extensively studied the role that synaptic processes can have on the processing of information in the brain. In particular, it has been

reported in different neural media that due to the incoming presynaptic activity, synapses can reduce (synaptic depression) or increase (synaptic facilitation) their capability to transmit the incoming electrical signals [27]. This clearly shows that actual synapses are *dynamical* or activity-dependent entities. Moreover, such dynamic synapses have strong computational implications [28] in the behaviour of classical neural networks, including a strong effect on storage capacity [29, 30], the appearance of dynamical memories [31, 32] and the emergence of stochastic multiresonances during the processing of weak stimuli [33], to name a few.

With this motivation, in this work, we explore the emergent behaviour of quantum systems with a dynamical biologically-inspired qubits interaction. We use a minimal model of two interacting qubits with an activity-dependent dynamic interplay as in classical dynamic synapses. Although our study can be easily generalised for dynamic synapses which include both synaptic depression and synaptic facilitation, we here only report results concerning the case of depressing synapses, that is, synapses that present synaptic fatigue after heavy presynaptic stimulation. We observe that in absence of synaptic depression our two-qubits quantum system shows typical Rabi oscillations. However, when synaptic depression is introduced such Rabi oscillations decrease their frequencies so one can maintain a given qubit active for long periods of time. This creates an asymmetry between the qubits even though the Hamiltonian is Hermitian. This asymmetry can be sustained in time by introducing a small energy shift between the qubits. We also study the effect of dynamic interaction depression in the creation of entanglement between the two qubits, probing that long time entanglement raises naturally. Moreover, by analysing the behaviour of a plausible experimental setup of our two-qubits system, we demonstrate that these results are robust and can be experimentally tested in a laboratory.

2. Model: two interacting qubits Hamiltonian with short-term depression

Our model is based on two qubits with an XY interaction in the form

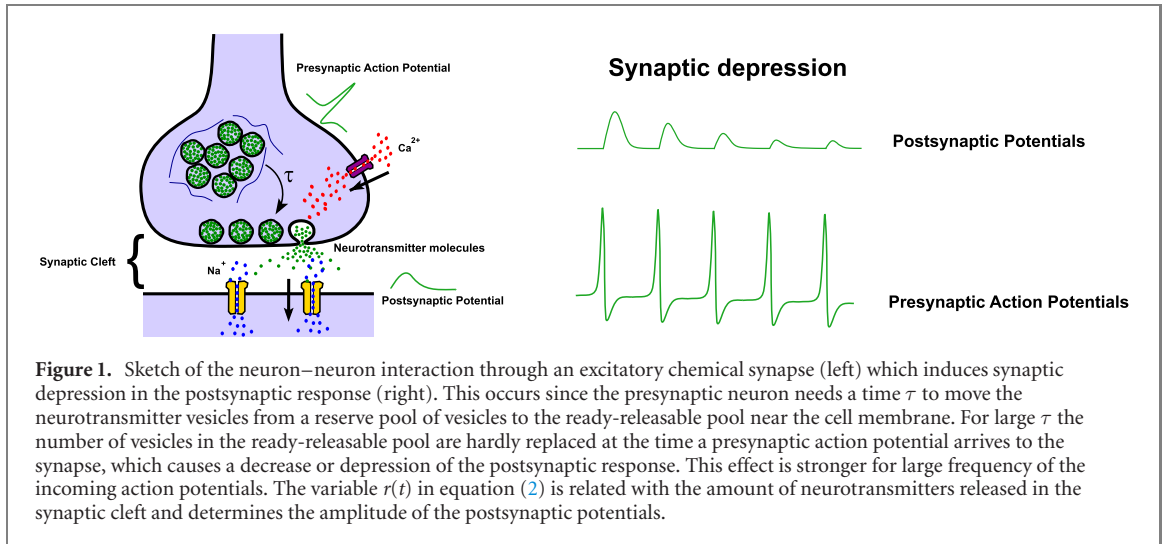
$$H(t) = \epsilon_1 \sigma_1^z + \epsilon_2 \sigma_2^z + \frac{\Omega}{2} r(t) (\sigma_1^+ \sigma_2^- + \sigma_1^- \sigma_2^+), \quad (1)$$

where σ_i^z are Pauli matrices for the i th qubit, ϵ_i are the one-site energies, σ_i^\pm are the creation/annihilation spin operators acting on site i , Ω is a parameter characterising the qubits interaction strength, and $r(t)$ is the time-dependent parameter we will use to model the synaptic depression mechanism. By tuning the time-dependent parameter $r(t)$ the interaction between the spins can be switched on and off. This kind of XY Hamiltonians have been broadly studied in different fields as quantum transport [34–36] and quantum biology [37, 38].

To tune the variable $r(t)$, we use a biologically-inspired dynamics. From the neuroscience perspective, it is now well known that the postsynaptic response of chemical synapses can vary in scales from milliseconds to minutes, in addition to more familiar long-term plastic effects due to the incoming presynaptic activity [27, 39–42]. Thus, synaptic efficacy can decrease due to the depletion of neurotransmitters inside the synaptic button after heavy presynaptic activity, inducing the so called *short-term depression* (STD). Additionally, the postsynaptic response can be enhanced due to the growth of residual intracellular calcium concentration after the opening of the voltage gated calcium channels due to successive arrival of presynaptic action potentials to the synaptic button [43, 44]. This effect is well known that increases the neurotransmitter release probability and the postsynaptic response, inducing the so called *short-term synaptic facilitation* (STF). Both synaptic processes, i.e. STD and STF, can coexist and compete in actual synapses inducing complex emergent behaviour [30, 32, 33, 45] and resulting in strong computational implications [28]. As a first step, we are going to consider here synapses including only STD, which can be described by classically monitoring the time dependence of the fraction $r(t)$ of neurotransmitters which are ready to be released after the arrival of an action potential (in the present quantum model this fraction will modulate the interaction between both qubits, that is why it is named as the time-dependent variable of the Hamiltonian), and which follows the dynamics

$$\frac{dr(t)}{dt} = \frac{1 - r(t)}{\tau} - Ur(t)\delta(t - t_{sp}), \quad (2)$$

where the parameter U is the release probability, τ is the neurotransmitter recovering time, and t_{sp} is the time at which the presynaptic spike arrives at the synapse (note that this is defined for classical systems). The presence of the Dirac delta function $\delta(t)$ in the second right-hand term of (2) indicates that this term is only present at $t = t_{sp}$. The dynamics (2) implies that each time a presynaptic spike occurs, a constant portion $Ur(t_{sp})$ of the resources is released into the synaptic cleft, and the remaining fraction $(1 - r(t))$



becomes available again at rate $1/\tau$. In figure 1 a sketch of the neuron–neuron interaction with synaptic depression is illustrated.

It is straightforward to see that when τ is small the level of synaptic depression is also low since the variable $r(t)$ quickly recovers to its maximum value $r_{\max} = 1$ from the lower values originated by the release of neurotransmitter due to the arrival of a presynaptic spike. When τ is enlarged such recovering becomes slow and $r(t)$ takes a long time to recover. The synaptic response which is proportional to $r(t)$ will be more depressed the larger the τ . Therefore, we can use τ as a parameter to control the level of STD. In classical neural networks including STD, the variable $r(t)$ modulates the synaptic strength, namely ω_{ij} , between the presynaptic j neuron and the postsynaptic i neuron. The postsynaptic neuron receives an input $h_i(t) = \omega_{ij}r(t)s_j$, where $s_j = 1, 0$ is the neuron state variable of the input neuron, and which can be seen as an energy term per neuron [26].

In our quantum case we cannot define the time of spike arrival t_{sp} so we rely on an approximation. In a steady state condition, we can consider that the presynaptic neuron is firing at a given average frequency f . In such situation, the second right-hand term of (2), after time averaging in such steady state, can be approximated by Ur_{stat} with $r_{\text{stat}} = 1/(1 + \tau Uf)$, since one has $f = \langle \sum_{t_{\text{sp}}} \delta(t - t_{\text{sp}}) \rangle = (1/T) \int_{t_0}^{t_0+T} dt \sum_{t_{\text{sp}}} \delta(t - t_{\text{sp}})$, being T the temporal window to compute the time average. On the other hand, the presynaptic firing rate f can be interpreted as a measure of the probability for the presynaptic neuron to be firing, in such a way that if f is low the neuron is hardly firing and if f is large the neuron is continuously firing. Hence, we can consider the population of a qubit $\langle \sigma^+ \sigma^- \rangle$ as an appropriate quantum analog to f since it is near to one (i.e. large), when the qubit is in the up state and zero (low) when the qubit is in the down state. Therefore, in order to find a quantum analog to the dynamics (2) the term including the Dirac delta function in equation (2) can be approximated by

$$Ur_{\text{stat}} \langle \sigma^+ \sigma^- \rangle.$$

In the steady state condition one has

$$r_{\text{stat}} = \frac{1}{1 + \tau U \langle \sigma^+ \sigma^- \rangle},$$

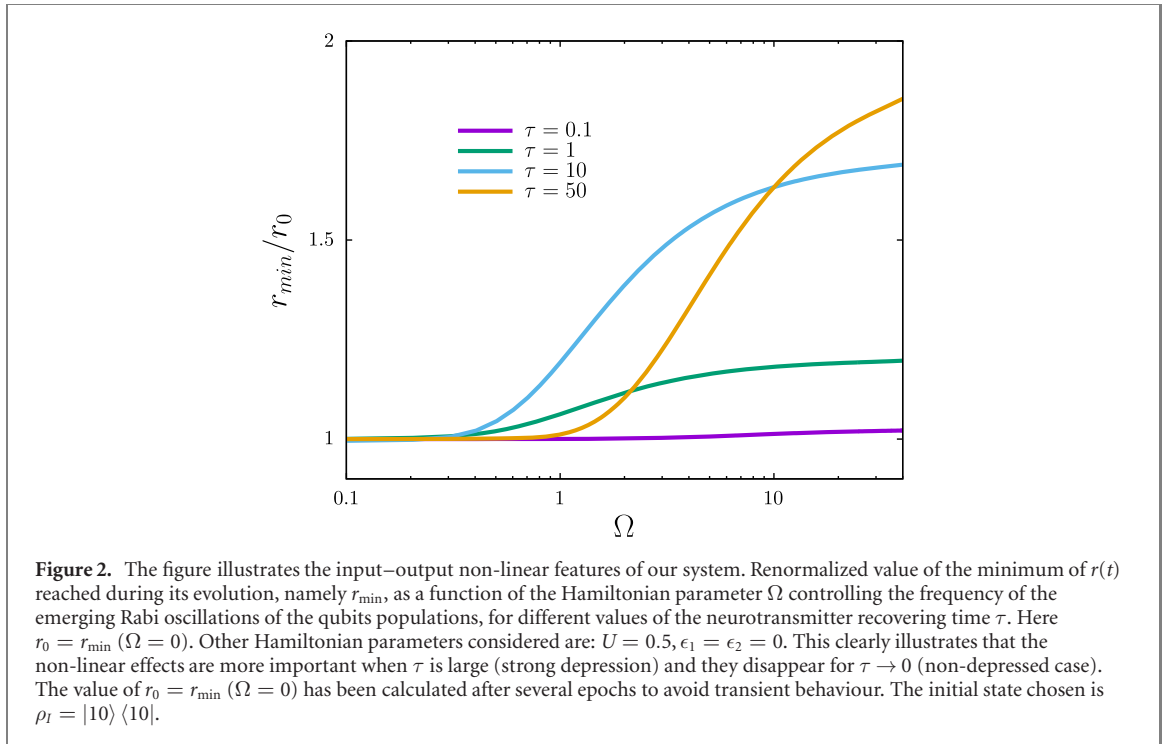
which is identical to the classical expression (see above) replacing f by $\langle \sigma^+ \sigma^- \rangle$.

Then, for each qubit, one can hypothesise a quantum version of equation (2) as follow

$$\frac{dr_i(t)}{dt} = \frac{1 - r_i(t)}{\tau} - Ur_i(t) \langle \sigma_i^+ \sigma_i^- \rangle \quad i = 1, 2. \quad (3)$$

In a general system there are as many values of r_i as neurons. In our two qubit case we will work with only one depression variable. We focus our study to see how the population of qubit 1 depresses the interaction Hamiltonian and then substitute in (1) $r = r_1(t)$ so the final dynamics of our system is given by a set of equations

$$\begin{aligned} \frac{d\rho(t)}{dt} &= -i[H(t), \rho(t)], \\ \frac{dr(t)}{dt} &= \frac{1 - r(t)}{\tau} - Ur(t) \langle \sigma_1^+ \sigma_1^- \rangle(t). \end{aligned} \quad (4)$$



As it is clear from this set of equations the time-dependent parameter $r(t)$ influences the interaction dynamics of the qubits and it is affected by this dynamics as well. This interaction is non-linear as it is characteristic in classical neuronal systems. To illustrate the emergence of this non-linear effect in our quantum neuron system we have displayed in figure 2 the minimum value r_{\min} that the time-dependent parameter $r(t)$ reaches during its evolution as a function of the parameter Ω of the Hamiltonian. This is shown for different values of the neurotransmitter recovering time τ . In the figure, such minimum value has been renormalised by dividing it by the corresponding minimum value when $\Omega = 0$, namely $r_0 = r_{\min}(\Omega = 0)$, in order to make a proper comparison of the non-linear effects induced by different values of τ . As when $\Omega = 0$ the oscillations of the systems are suppressed we select the initial state $\rho_I = |10\rangle\langle 10|$ to ensure a finite population $\langle \sigma^+ \sigma^- \rangle = 1$. It is clear from the plot that the introduction of the synaptic depression variable $r(t)$ induces a strong non-linear effect in the system for large values of τ . We use the Hamiltonian parameter Ω as a relevant parameter to tune the input characteristic of our system since it controls the frequency of the Rabi oscillations of the qubits population.

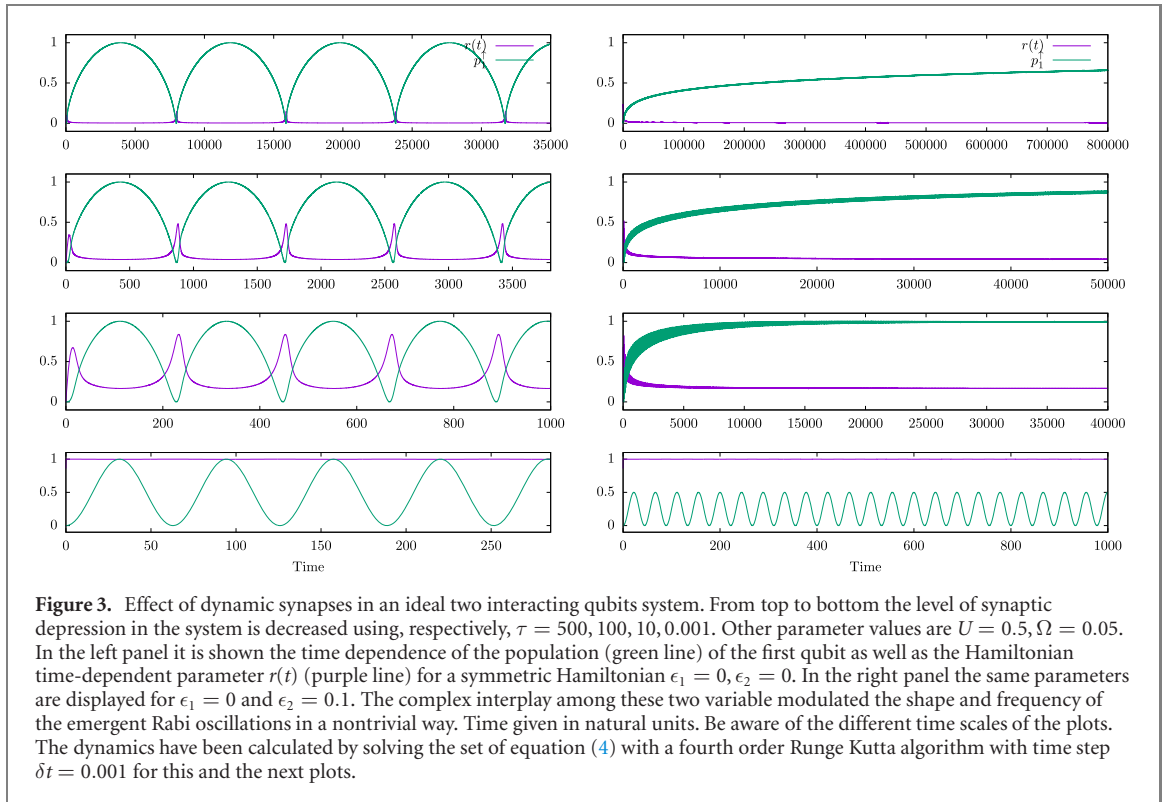
One difficulty in the design of quantum systems with STD is that the mean value of the excitation of a qubit cannot be estimated by a single measurement, and also the measurement of the population would affect the system state giving rise to a different dynamics. Hence, it is difficult to engineer non-linear dynamics as the one given in equation (4). Because of that we have also explored the possibility of implementing STD by a measurement-based protocol that could be easily implemented in realistic systems as cold atoms [46, 47] and trapped ions [48, 49]. As the main difficulty of the original model is to design a system with a dynamics that depends on the average population $\langle \sigma^+ \sigma^- \rangle$ an easier way to proceed would be to evolve the system according to its Hamiltonian and perform a measurement of the first qubit population. The variable $r(t)$ of the Hamiltonian now follows the dynamics

$$\frac{dr(t)}{dt} = \frac{1 - r(t)}{\tau} - Ur(t)s_c, \quad (5)$$

where s_c is a binary variable which can be 1 or 0 depending on the outcome of the measurement. The algorithm that gives the evolution is now the following:

- (a) At the beginning we select $s_c = 1$.
- (b) For a time t_m the system evolves following the equations

$$\begin{aligned} \frac{d\rho(t)}{dt} &= -i[H(t), \rho(t)], \\ \frac{dr(t)}{dt} &= \frac{1 - r(t)}{\tau} - Ur(t)s_c. \end{aligned} \quad (6)$$



- (c) After a time t_m the measurement is done, the system collapses and the variable s_c is adjusted to the outcome. From a simulation perspective this is done in the following way: we choose an uniform random number x_{rand} and then make the choice

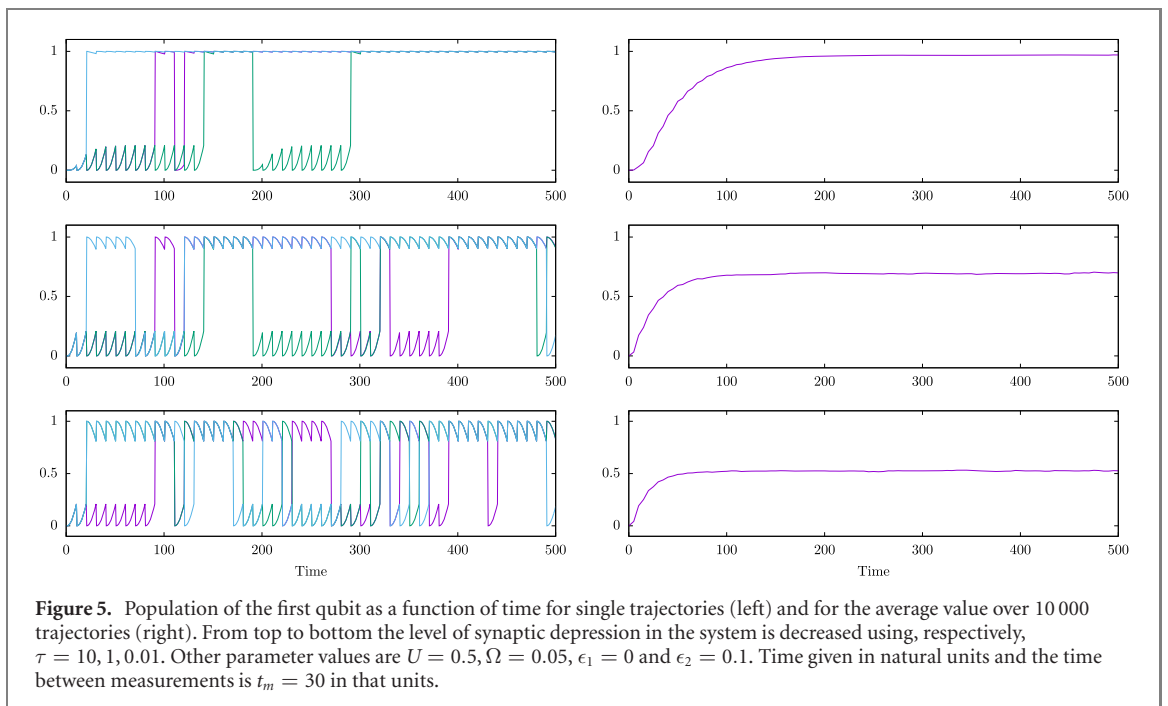
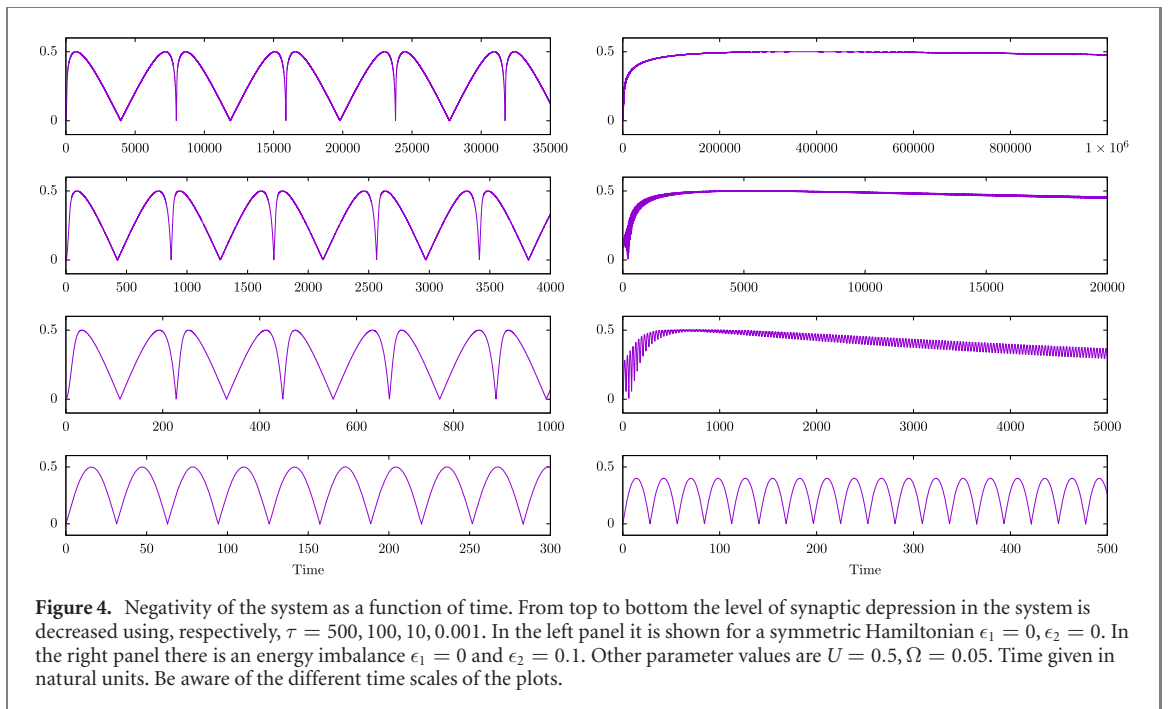
$$s_c = \begin{cases} 1 & \text{if } x_{\text{rand}} < \langle \sigma^+ \sigma^- \rangle \\ 0 & \text{if } x_{\text{rand}} > \langle \sigma^+ \sigma^- \rangle \end{cases}$$

- (d) Go to (b). Note that in the simulation we have included a new parameter, t_m , that has no correspondence in the continuous evolution.

3. Results

We have first analysed how the level of STD in the qubits interaction term affects the behaviour of our two qubits system. The results are summarised in figure 3 where the occupation probability of qubit one, $p_1^\uparrow(t) = \langle \sigma_i^+ \sigma_i^- \rangle(t)$ (green line), is displayed as a function of time as well as $r(t)$ (purple line). We have considered a relatively low interaction strength ($\Omega = 0.05$) and an initial state in the form $\rho_I = |01\rangle\langle 01|$. In the left panel we observe the case of a balanced system with $\epsilon_1 = \epsilon_2 = 0$. Due to the interchange form of the interaction Hamiltonian both qubits will oscillate between their ground and excited states. In the case of no depression, $\tau \ll 1$, these oscillations are equivalent between both qubits but when the depression time increases a difference between the qubits arises. Qubit one starts being excited for a longer time than qubit two because when it is excited the depression time-dependent parameter $r(t)$ is reduced. This difference increases with τ and can be used to create a population imbalance between the qubits. Furthermore, if the energy of the qubits is not equal this population imbalance becomes more important, as it is shown in the right panel of figure 3. In this case, the qubit responsible of the STD increases its population until reaching a value close to 1. Interestingly, this behaviour happens for any energy difference, even very small ones. The population imbalance grows faster for medium values of τ . This happens because for small values of τ the time-dependent parameter $r(t)$ recovers very quickly giving raise to normal Rabi oscillations. On the other hand, when $\tau \gg 1$ the value of r is always close to zero meaning that there is a very weak connection between the qubits, making the growth of the imbalance very slow. In all cases, once the qubit 1 is at a population close to one the variable r drops to zero avoiding the qubit–qubit interaction. Because of that, the system never recovers the Rabi oscillations. We have checked this numerically for times as long as 10^7 time steps for values of $\tau = 10, 100, 500$.

The complex interplay between the qubits dynamics and the depression can be used to create long time entanglement in the system (cf figure 4). In the case with no depression the entanglement between the



qubits, measured by the negativity [50, 51], oscillates between 0 and the maximum value 0.5 within a time window of $\Delta t \approx 40$. For the energy symmetric case, when the value of the parameter τ increases the negativity presents a similar behaviour that the first qubit population, increasing the time the system is entangled. This effect, for both the symmetric and asymmetric cases, is displayed in figure 4. In the left panel it is shown the balanced case and we can observe that the system still presents oscillations but it is entangled for a longer time than in the non-depression limit (see the plotted time scale in all panels). In the right panel, we observe the case with energy imbalance. In this case, there is a fast increase of negativity from a separable state to a maximum-entangled one followed by a slow decay of entanglement. The entanglement life is proportional to the STD variable τ , being very long for $\tau \gg 1$. For all asymmetric cases the entanglement vanishes in the long time limit as in this limit the populations of the qubits reach a steady state. This method to create entanglement using the present biological inspired synaptic mechanism, is deterministic, autonomous, and very long-lived.

Finally, we have also studied the dynamics of the system under the measurement-based scenario described in the previous section. In this case, as we cannot know the value of the average population, we

perform a measurement of qubit 1 in the $\{|0\rangle, |1\rangle\}$ basis. This measurement makes the system collapse, and depending on its output, we associate to a variable s_c , the value 0 or 1. This variable determines the dynamics of the time-dependent depression variable $r_i(t)$. The behaviour of the system is shown in figure 5. In the left panel the population of the first qubit is displayed for three different trajectories for different values of the time-dependent depression parameter ($\tau = 10, 1, 0.01$), while the right panel shows the average behaviour. For small values of the depression parameter τ both qubits perform small oscillations and the measurement process makes stochastic random jumps. In this case the average population of both qubits is 0.5 as it is expectable because in the limit $\tau \ll 1$ the system recovers its original quantum Hamiltonian dynamics and the qubits oscillates between the $|0\rangle$ and $|1\rangle$ states. When τ increases the oscillations when the first qubit is excited are depressed. This makes this configuration more expectable and there are more jumps up than down. The result is a population imbalance that can be appreciated in the average behaviour (right panel). Interestingly, in this measurement-based approach the effect is more relevant for smaller values of τ than in the previous scenario. This happens because of the binary value of the collapse state variable s_c in this case.

4. Conclusions

In this paper we have proposed a novel model of quantum neurons which are interacting via a synaptic depression mechanism. This model is inspired by the synaptic plasticity that happens in biological neuronal networks and it is based in a non-linear interaction of the qubits. This complex interaction allows the emergence of interesting behaviours such as population imbalance between the qubits and long-lasting entanglement generation. These behaviours are more appealing if an energy shift between the qubits is introduced, even if it is small. Furthermore, we have proposed a measurement-based protocol that can be implemented in real experimental devices.

This work opens the door to the study of complex QNNs with dynamical synapses. Several questions are still open as what is the effect of synapse facilitation, and if quantum dynamics can improve the retrieval capacity of neuronal networks. Furthermore, our two-interacting quantum neurons model can be applied for both feed-forward networks and recurrent networks. It is direct to expand the current study to a perceptron like network since such network is constituted by modules of two-interacting quantum neurons, as the ones considered here, which are integrated in the postsynaptic layer. Moreover, in such a *feed forward* perceptron architecture the information flows only in one direction, without interactions between neurons at the same layer. It is natural then to model the synaptic depression as an effect between layers. In this direction, there are some network models [20–22] and the extension of them with more complicated quantum neuron–neuron interaction would be a very interesting field of research. Besides, recurrent networks, as Hopfield's, are also very interesting and have been recently extended to the quantum regime [23, 24]. Again, the extension of these models to include synaptic depression is straightforward and it would give a more complex, and interesting, behaviour. Finally, the effect of synaptic depression in machine learning problems has already been explored in the classical regime [52, 53]. The possibility of multipartite entanglement generation by this kind of model is also interesting to study.

Acknowledgments

This study is part of the Project of I+D+i Ref. PID2020-113681GB-I00, financed by MICIN/AEI/10.13039/501100011033 and FEDER A way to make Europe and also financed by FEDER/Junta de Andalucía-Consejería de Transformación Económica, Industria, Conocimiento y Universidades/Project Ref. P20.00173. DM wants also to acknowledge funding from the FEDER/Junta de Andalucía program A.FQM.752.UGR20.

Data availability statement

The data that support the findings of this study are available upon reasonable request from the authors.

ORCID iDs

J J Torres  <https://orcid.org/0000-0001-6175-9676>

D Manzano  <https://orcid.org/0000-0001-9241-5884>

References

- [1] Biamonte J, Wittek P, Pancotti N, Rebentrost P, Wiebe N and Lloyd S 2017 Quantum machine learning *Nature* **549** 195
- [2] Dunjko V and Briegel H J 2018 Machine learning and artificial intelligence in the quantum domain: a review of recent progress *Rep. Prog. Phys.* **81** 074001
- [3] Fischer D G, Kienle S H and Freyberger M 2000 Quantum-state estimation by self-learning measurements *Phys. Rev. A* **61** 032306
- [4] Manzano D, Pawłowski M and Brukner Č 2009 The speed of quantum and classical learning for performing the k th root of NOT *New J. Phys.* **11** 113018
- [5] Dong D, Chen C, Li H and Tarn T 2008 Quantum reinforcement learning *IEEE Trans. Syst. Sci. Cybern. B* **38** 1207
- [6] Briegel H J and De las Cuevas G 2012 Projective simulation for artificial intelligence *Sci. Rep.* **2** 400
- [7] Mautner J, Makmal A, Manzano D, Tiersh M and Briegel H J 2015 Projective simulation for classical learning agents: a comprehensive investigation *New Gener. Comput.* **33** 60
- [8] Chen S Y-C, Yang C-H H, Qi J, Chen P-Y, Ma X and Goan H-S 2020 Variational quantum circuits for deep reinforcement learning *IEEE Access* **8** 141007
- [9] Lockwood O and Si M 2020 Reinforcement learning with quantum variational circuit *Proc. AAAI Conf. on Artificial Intelligence and Interactive Digital Entertainment* vol 16
- [10] Xiao T, Fan J and Zeng G 2022 Parameter estimation in quantum sensing based on deep reinforcement learning *npj Quantum Inf.* **8** 2
- [11] Torrontegui E and García-Ripoll J J 2019 Unitary quantum perceptron as efficient universal approximator *Europhys. Lett.* **125** 30004
- [12] Chakraborty S, Das T, Sutradhar S, Das M and Deb S 2020 An analytical review of quantum neural network models and relevant research *5th Int. Conf. on Communication and Electronics Systems (ICCES)*
- [13] Xiao T, Bai D, Fan J and Zeng G 2020 Quantum Boltzmann machine algorithm with dimension-expanded equivalent Hamiltonian *Phys. Rev. A* **101** 032304
- [14] Cerezo M *et al* 2021 Variational quantum algorithms *Nat. Rev. Phys.* **3** 625
- [15] Mangini S, Tacchino F, Gerace D, Bajoni D and Macchiavello C 2021 Quantum computing models for artificial neural networks *Europhys. Lett.* **134** 10002
- [16] Bharti K *et al* 2022 Noisy intermediate-scale quantum algorithms *Rev. Mod. Phys.* **94** 015004
- [17] Cao Y, Guerreschi G G and Aspuru-Guzik A 2017 Quantum neuron: an elementary building block for machine learning on quantum computers (arXiv: [1711.11240](https://arxiv.org/abs/1711.11240))
- [18] Tacchino F, Macchiavello C, Gerace D and Bajoni D 2019 An artificial neuron implemented on an actual quantum processor *npj Quantum Inf.* **5** 26
- [19] Kristensen L B, Degroote M, Wittek P, Aspuru-Guzik A and Zinner N T 2021 An artificial spiking quantum neuron *npj Quantum Inf.* **7** 59
- [20] Pechal M, Roy F, Wilkinson S A, Salis G, Werninghaus M, Hartmann M J and Filipp S 2021 Direct implementation of a perceptron in superconducting circuit quantum hardware (arXiv: [2111.12669](https://arxiv.org/abs/2111.12669))
- [21] Silva F, Sanz M, Seixas J, Solano E and Omar Y 2020 Perceptrons from memristors *Neural Netw.* **122** 273–8
- [22] Wiebe N, Kapoor A and Svore K M 2016 Quantum perceptron models *30th Conf. on Neural Information Processing Systems (NIPS 2016)*
- [23] Rotondo P, Marcuzzi M, Garrahan J P, Lesanovsky I and Müller M 2018 Open quantum generalisation of Hopfield neural networks *J. Phys. A: Math. Theor.* **51** 115301
- [24] Rebentrost P, Bromley T R, Weedbrook C and Lloyd S 2018 Quantum Hopfield neural network *Phys. Rev. A* **98** 042308
- [25] Adams B and Petruccione F 2020 Quantum effects in the brain: a review *AVS Quantum Sci.* **2** 022901
- [26] Amit D J 2012 *Modeling Brain Function* (Cambridge: Cambridge University Press)
- [27] Tsodyks M, Pawelzik K and Markram H 1998 Neural networks with dynamic synapses *Neural Comput.* **10** 821
- [28] Torres J J and Kappen H J 2013 Emerging phenomena in neural networks with dynamic synapses and their computational implications *Front. Comput. Neurosci.* **7** 30
- [29] Torres J J, Pantic L and Kappen H J 2002 Storage capacity of attractor neural networks with depressing synapses *Phys. Rev. E* **66** 061910
- [30] Mejias J F and Torres J J 2009 Maximum memory capacity on neural networks with short-term synaptic depression and facilitation *Neural Comput.* **21** 851–71
- [31] Pantic L, Torres J J, Kappen H J and Gielen S C A M 2002 Associative memory with dynamic synapses *Neural Comput.* **14** 2903–23
- [32] Torres J J, Cortes J M, Marro J and Kappen H J 2007 Competition between synaptic depression and facilitation in attractor neural networks *Neural Comput.* **19** 2739–55
- [33] Mejias J F and Torres J J 2011 Emergence of resonances in neural systems: the interplay between adaptive threshold and short-term synaptic plasticity *PLoS One* **6** e17255
- [34] Žnidarič M, Žunkovič B and Prosen T 2011 Transport properties of a boundary-driven one-dimensional gas of spinless fermions *Phys. Rev. E* **84** 051115
- [35] Manzano D, Tiersch M, Asadian A and Briegel H J 2012 Quantum transport efficiency and Fourier's law *Phys. Rev. E* **86** 061118
- [36] Manzano D, Chuang C and Cao J 2015 Quantum transport in d -dimensional lattices *New J. Physics* **18** 043044
- [37] Caruso F, Chin A W, Datta A, Huelga S F and Plenio M B 2009 Highly efficient energy excitation transfer in light-harvesting complexes: the fundamental role of noise-assisted transport *J. Chem. Phys.* **131** 105106
- [38] Manzano D 2013 Quantum transport in networks and photosynthetic complexes at the steady state *PLoS One* **8** e57041
- [39] Stevens C F and Wang Y 1995 Facilitation and depression at single central synapses *Neuron* **14** 795
- [40] Markram H and Tsodyks M 1996 Redistribution of synaptic efficacy between neocortical pyramidal neurons *Nature* **382** 807
- [41] Tsodyks M V and Markram H 1997 The neural code between neocortical pyramidal neurons depends on neurotransmitter release probability *Proc. Natl. Acad. Sci. USA* **94** 719
- [42] Zucker R S and Regehr W G 2002 Short-term synaptic plasticity *Annu. Rev. Physiol.* **64** 355
- [43] Bertram R, Sherman A and Stanley E F 1996 Single-domain/bound calcium hypothesis of transmitter release and facilitation *J. Neurophysiol.* **75** 1919
- [44] Jackman S L and Regehr W G 2017 The mechanisms and functions of synaptic facilitation *Neuron* **94** 447
- [45] Marro J and Torres J J 2021 *Phase Transitions in Grey Matter* (New York: AIP)

- [46] Jaksch D, Bruder C, Cirac J I, Gardiner C W and Zoller P 1998 Cold bosonic atoms in optical lattices *Phys. Rev. Lett.* **81** 3108
- [47] Diehl S, Micheli A, Kantian A, Kraus B, Büchler H P and Zoller P 2008 Quantum states and phases in driven open quantum systems with cold atoms *Nat. Phys.* **4** 878
- [48] Barreiro J T *et al* 2011 An open-system quantum simulator with trapped ions *Nature* **470** 486
- [49] Cirac J I and Zoller P 1995 Quantum computations with cold trapped ions *Phys. Rev. Lett.* **74** 4091
- [50] Peres A 1996 Separability criterion for density matrices *Phys. Rev. Lett.* **77** 1413–5
- [51] Horodecki M, Horodecki P and Horodecki R 1996 Separability of mixed states: necessary and sufficient conditions *Phys. Lett. A* **223** 1–8
- [52] Zhang W, Li H, Yang M and Mesgarani N 2016 Synaptic depression in deep neuronal networks for speech processing *Proc. IEEE Int. Conf. Acoust Speech Signal Process 2016* p 5865
- [53] Zhang T, Cheng X, Jia S, Poo M M, Zeng Y and Xu B 2021 Self-backpropagation of synaptic modifications elevates the efficiency of spiking and artificial neural networks *Sci. Adv.* **7** eabh0146