

European Summer School | September 8, 2016

Societal Impact

Nicolas Robinson-Garcia
INGENIO (CSIC-UPV)

ingenio
CSIC-UPV
Instituto de gestión de la innovación
y del conocimiento

Daniel Torres-Salinas
Univ Navarra and Univ Granada
(ec3metrics & Medialab ugr)

EC3metrics |  **Spin-Off**
UNIVERSIDAD DE GRANADA

Objectives

- 1 Understand the motivations that lead for demands of societal impact indicators
- 2 Know the limitations and current problems existing to meet such demands
- 3 Learn about potential uses of altmetrics to showcase ‘aspects’ of societal impact

Index



Brief Intro

What is societal impact?

How can we measure societal impact?

Altmetrics and the 'broader impacts' of research

Potential uses of altmetrics

Food for thought

Brief intro

“The last 30 years have witnessed a slow, but continuous process of reorganization of European universities”

Geuna & Muscia, 2009



<https://static.pexels.com/photos/30824/pexels-photo.jpg>

Brief intro

Global competition and budget cuts



Accountability and transparency



Evaluation and funding



Brief intro

- Bibliometrics is seen as an answer to provide impact measures within and even *outside* the scientific sphere
citation analysis - patent analysis - univ-industry collab
- In the recent years there has been a critical revision on the limitations of these metrics
scientific impact ≠ societal impact



Brief intro



DORA Declaration

Against the use of journal based indicators

Leiden Manifesto

Best practices on the use of bibliometric indicators



The Metric Tide

UK Report on the role of bibliometric indicators in research evaluation

What is societal impact?

Societal impact is usually referred as the social, environmental, cultural or economic benefits derived from academic activities



Teaching

Research

Third
Mission

What is societal impact?

	Type of impact	Output	Activities
Scientific-scholarly	Knowledge Growth	Papers, books, reports, cases, magazines	Increase and organise the stock of knowledge
	Publication outlets		
	Research networks	Workshops, collaboration, conferences, committees	Build and convene networks
Societal	Cultural	Archives, museums, festivals, exhibition and performance, events	Supply of human capital
	Social		
		Policy changes, social benefits	Problem solving
	Socioeconomic	Patents, spin-offs, start-ups, contracts, consultancy	Support entrepreneurialism
	Technological		

Source: Robinson-Garcia, van Leeuwen & Rafols, in progress

How can we measure societal impact?

Socioeconomic & Technological Impact

- Largest body of literature
- Synergies between industry and university
- Tracking of knowledge transfer

Social Impact

- Translational research
- Environmental research

Cultural Impact

- Field-specific
- Largely unexplored
- Affects mainly the Social Sciences & Humanities

How can we measure societal impact?

The attribution problem

Researcher publishes a paper

Patent protection?

Researcher gives lectures?

Creates a spin-off?

Media coverage?

Advocacy?

Local council implements new policy

Increase on tourism rates

Employment rates increase in industry



How can we measure societal impact?

The attribution problem

Researcher publishes a paper
undertakes a research project?

Patent protection?

Researcher gives lectures?

Creates a spin-off?

Media coverage?

Advocacy?

Local council implements new policy

Increase on tourism rates

Employment rates increase in industry

How can we measure societal impact?

An example. El Cabanyal The attribution problem



The district

- Old village, now a district
- Architectonic value



The sting

- Access to the beach
- *Salvem el Cabanyal*



The link?

- Few papers (National journals)
- Not all researchers involved are authors

How can we measure societal impact? UK REF

GOALS


Selective allocation of research funding to Higher Education Institutions

Produce evidence of benefits of public investment in research

Provide benchmarking information and reputational yardsticks

How can we measure societal impact? UK REF

First attempt to allocate funding based on non-academic impact



“Impact is defined as ‘any effect on, change or benefit to the economy, society, culture, public policy or services, health, the environment or quality of life, beyond academia’ (REF, 2011)”

King’s College London & Digital Science, 2015

How can we measure societal impact? UK REF

PANEL A

Biomedical & Health Sciences

6 UoA – 1586 case studies

PANEL B

Life & Earth Sciences,
Engineering, Physics, Maths

9 UoA – 1469 case studies

PANEL C

Social Sciences

10 UoA – 1965 case studies

PANEL D

Humanities & Arts

10 UoA – 1617 case studies

How can we measure societal impact? UK REF

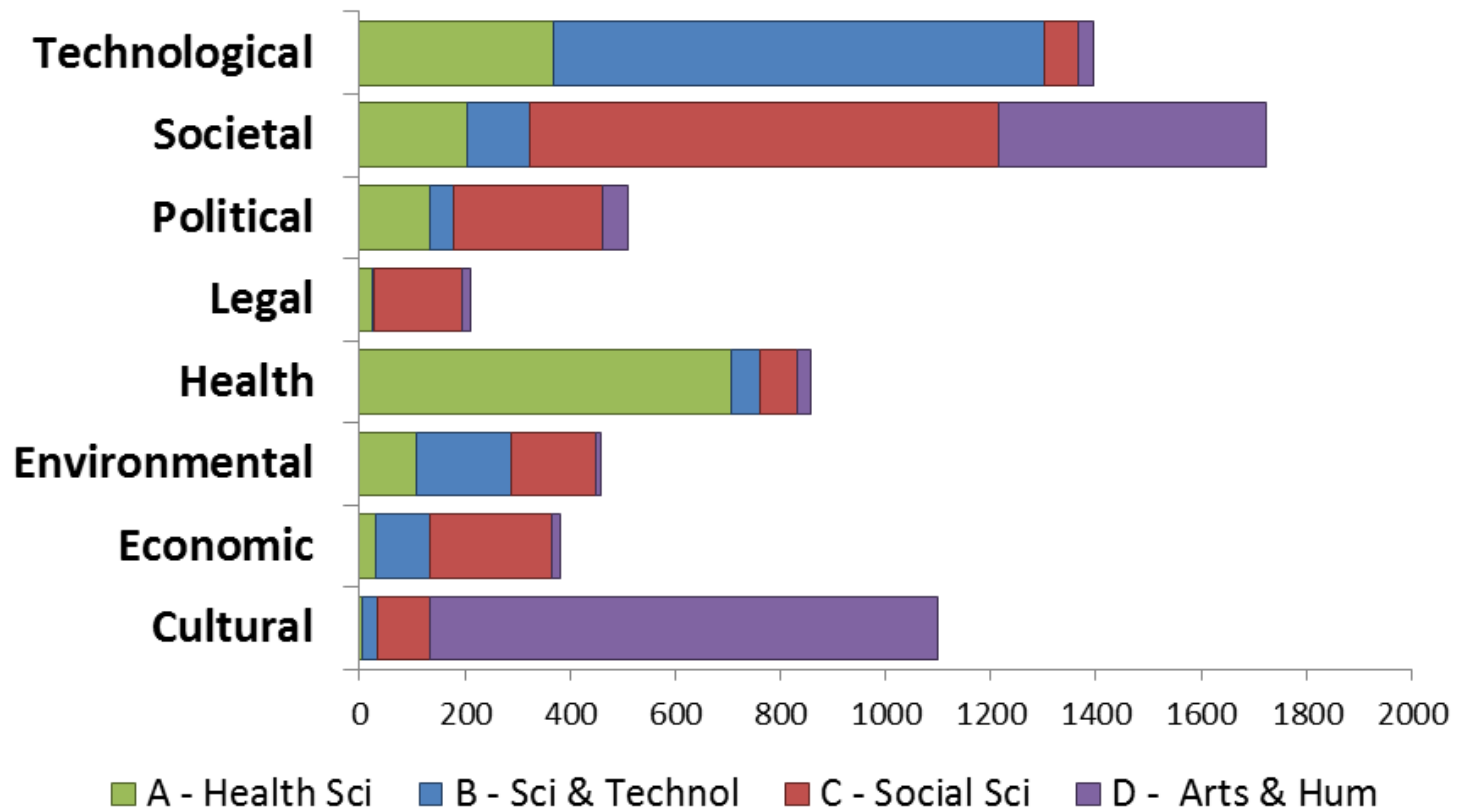
Assessing societal impact through impact case studies

IMPACT CASE STUDY TEMPLATE

1. Summary of the impact
2. Description of the underpinning research
3. References of the research
4. Details of the impact
5. Sources to corroborate the impact

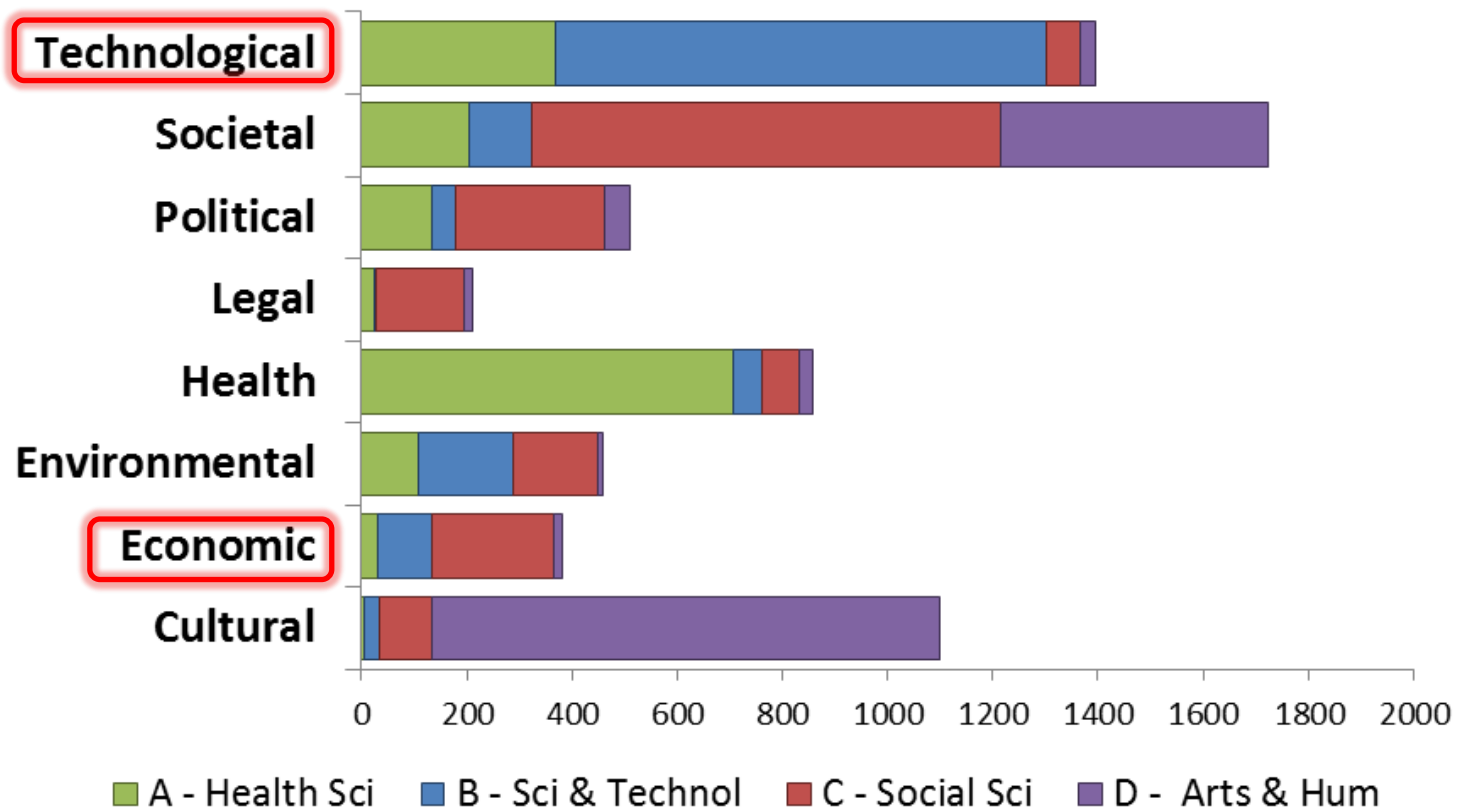
How can we measure societal impact? UK REF

Case studies by type of impact



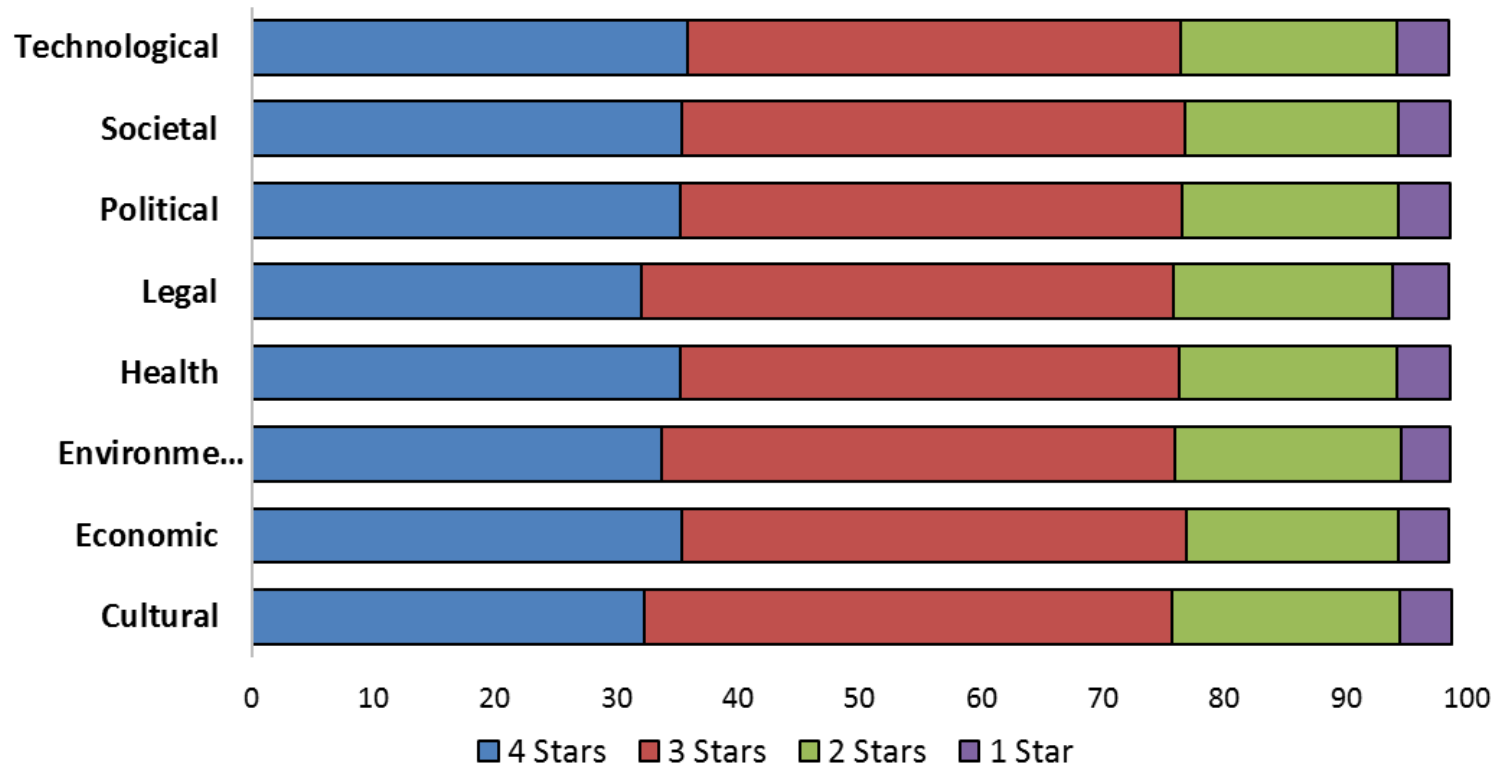
How can we measure societal impact? UK REF

Case studies by type of impact

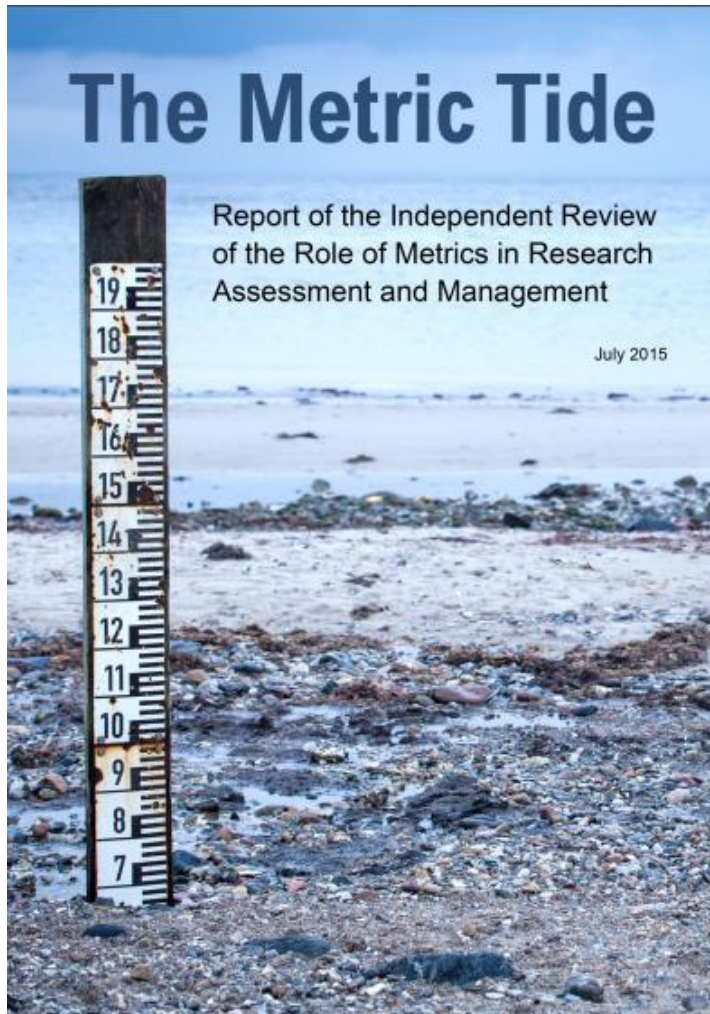


How can we measure societal impact? UK REF

Ratings by type of impact



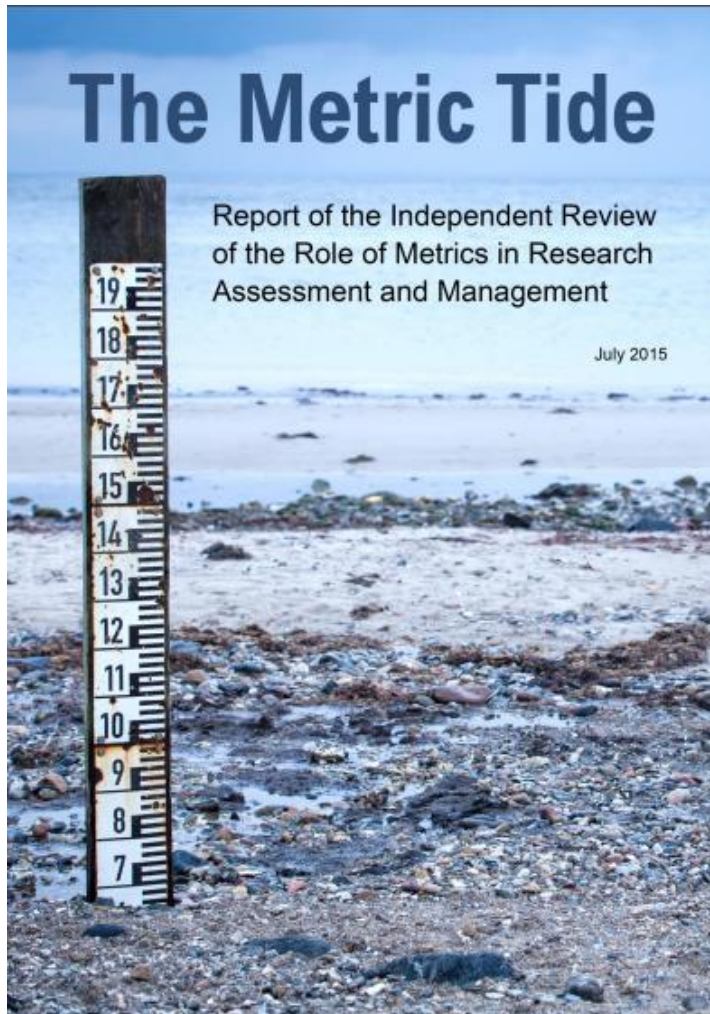
How can we measure societal impact? UK REF



“[...] for the impact component of the REF, it is not currently feasible to use quantitative indicators in place of narrative impact case studies, or the impact template”

Wilsdon et al., 2015

Altmetrics and the ‘broader’ impacts of science



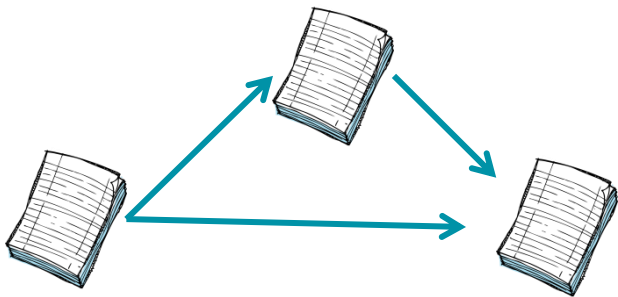
“[...] wider use of quantitative indicators, and the emergence of alternative metrics for societal impact, could support the transition to a more open, accountable and outward-facing research system”

Wilsdon et al., 2015

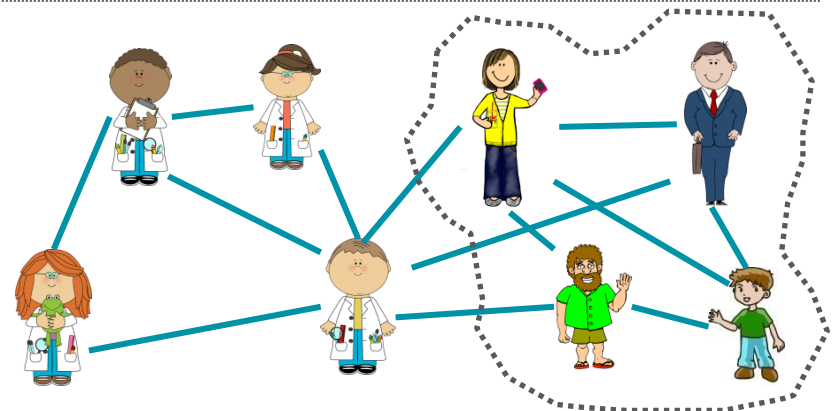
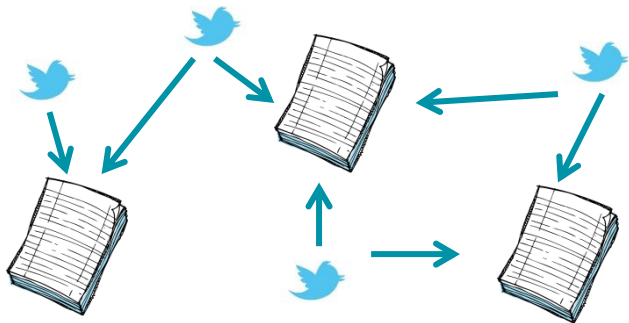

Altmetrics and the 'broader' impacts of science

Two perspectives

Classic perspective



Author perspective



Case: societal impact indicators at UGR

Multidimensional evaluation using biplot. Research at the University of Granada

Research questions:

- ¿What is the metric profile of research groups taking into account bibliometric and non-bibliometric indicators?

Methodology:

- Time frame: 2009-2013
- Analysis unit:
161 research groups = 2216 res.
- Methods:

Correlations
biplot analysis

Source: Milanes-Guisado, Y. (2015). Multidimensional evaluation of research. Micro analysis at the university of Granada during the period 2009-2013 [doctoral thesis]. Universidad de Granada. *Supervisors: Daniel Torres-Salinas, José Navarrete, Francisco Solis*

Case: societal impact indicators at UGR

**Multidimensional evaluation using biplot.
Research at the University of Granada**

**We calculated
46 indicators
and classified them into
9 different dimensions
We reduced and make a biplot analysis**

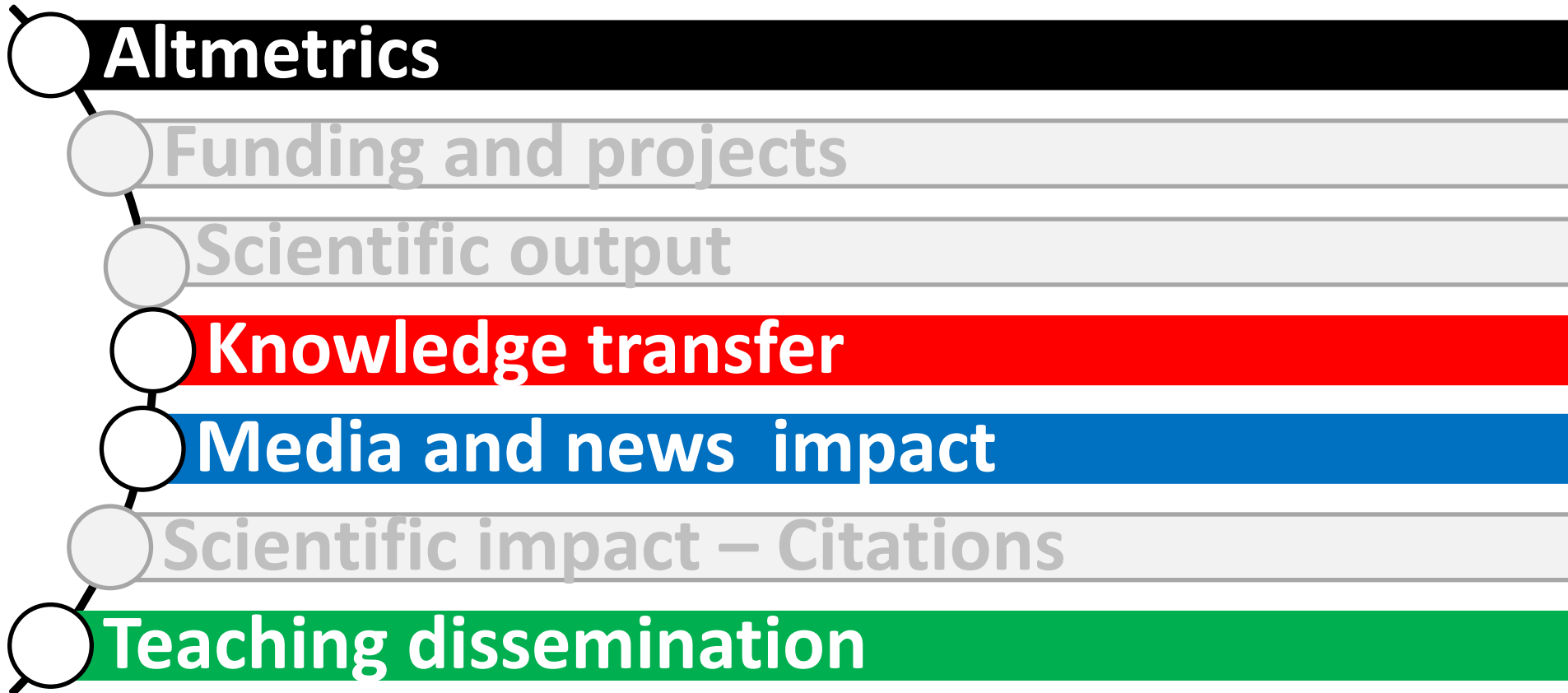
Case: societal impact indicators at UGR

9 Dimensions of academic activity and impact

- Altmetrics**
- Funding and projects**
- Scientific output**
- Knowledge transfer**
- Media and news impact**
- Scientific impact – Citations**
- Teaching dissemination**

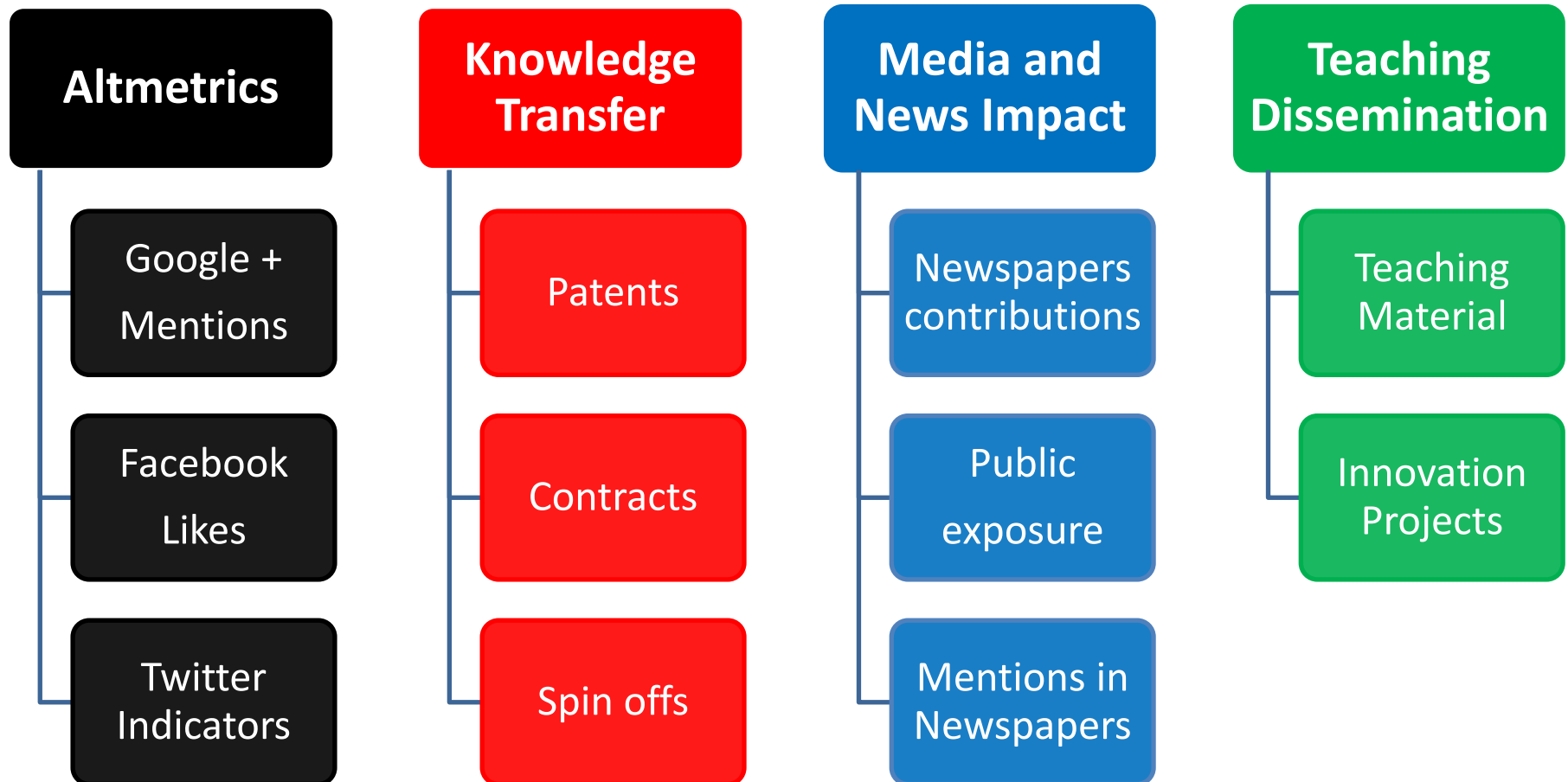
Case: societal impact indicators at UGR

Societal impact related dimensions











Case: societal impact indicators at UGR

Some examples of “societal impact” indicators



Case: societal impact indicators at UGR

Some examples of the information sources

Bibliometrics	Non-bibliometrics
 <p>WEB OF SCIENCE</p>	<p>REGIONAL INFORMATION SYSTEM</p> 
 <p>ESSENTIAL SCIENCE INDICATORS</p>	<p>ALTMETRIC.COM</p> 
 <p>GOOGLE SCHOLAR CITATION</p>	<p>MY NEWS ON LINE</p> 
	<p>OCLC-WorldCat</p> 
	<p>Knowledge Transfer Office</p> 
	<p>INTERNAL DATABASES</p>

Case: societal impact indicators at UGR

Method remarks

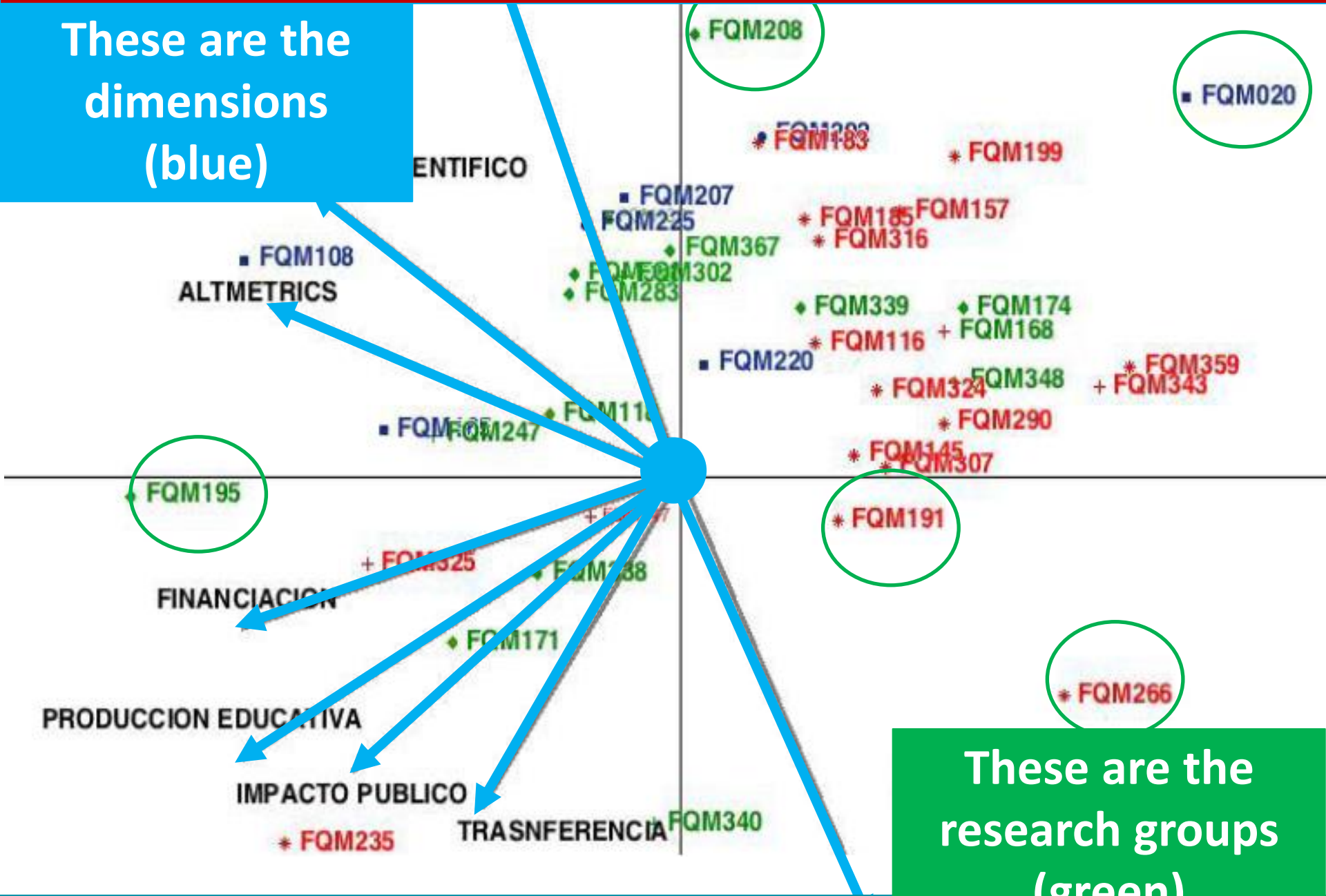
- 1) Calculation of 46 indicators for research groups in four areas
- 2) Normalization and standarization of indicators values using z-scores
- 3) Representation of dimensions and groups into two dimensions using biplot analysis
- 4) Reducing the biplot with clockwise representation

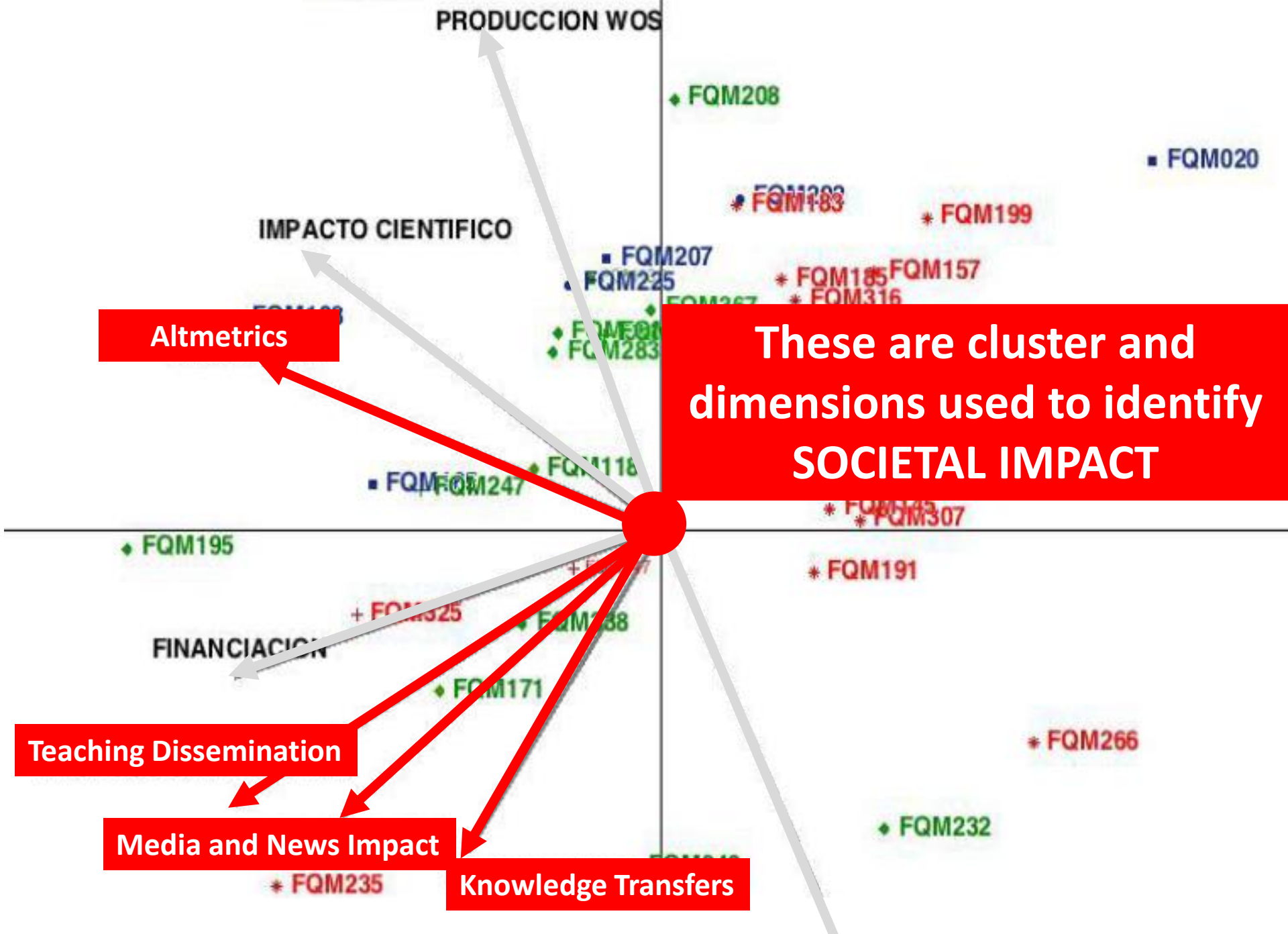
Now we are going to see an example in Exact Sciences

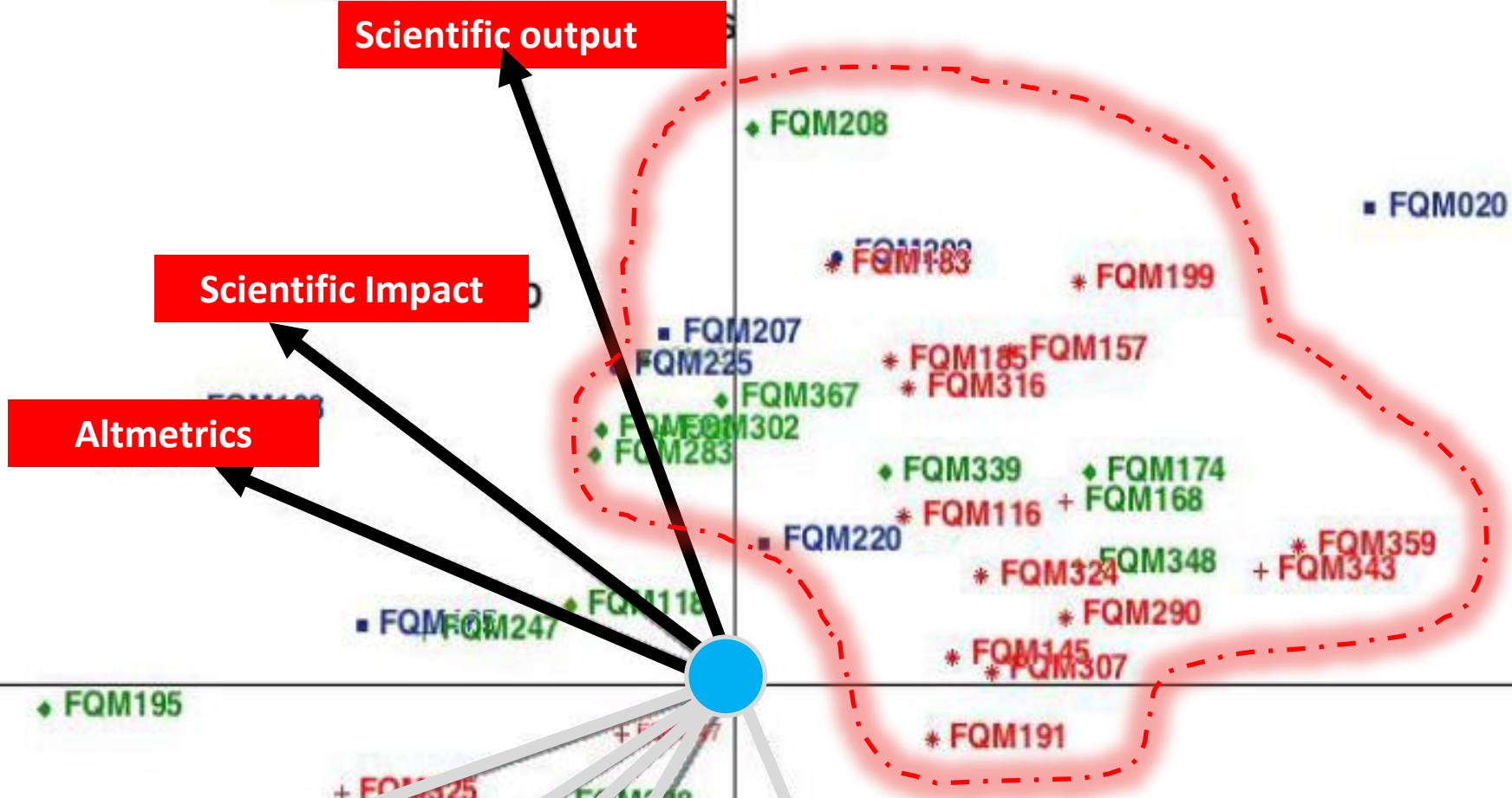
BIPLOT: "EXACT SCIENCES 52" Research groups

These are the dimensions (blue)

These are the research groups (green)

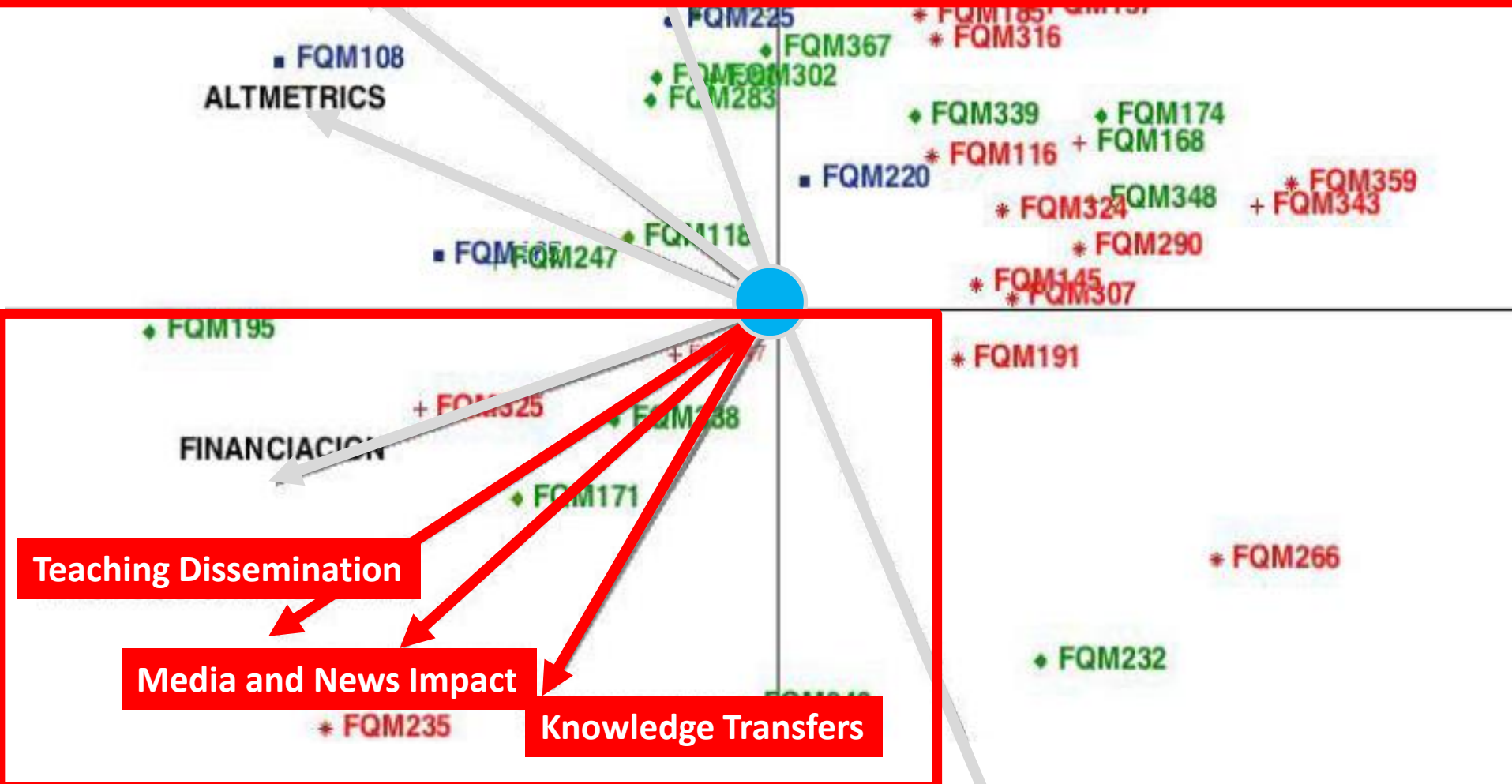




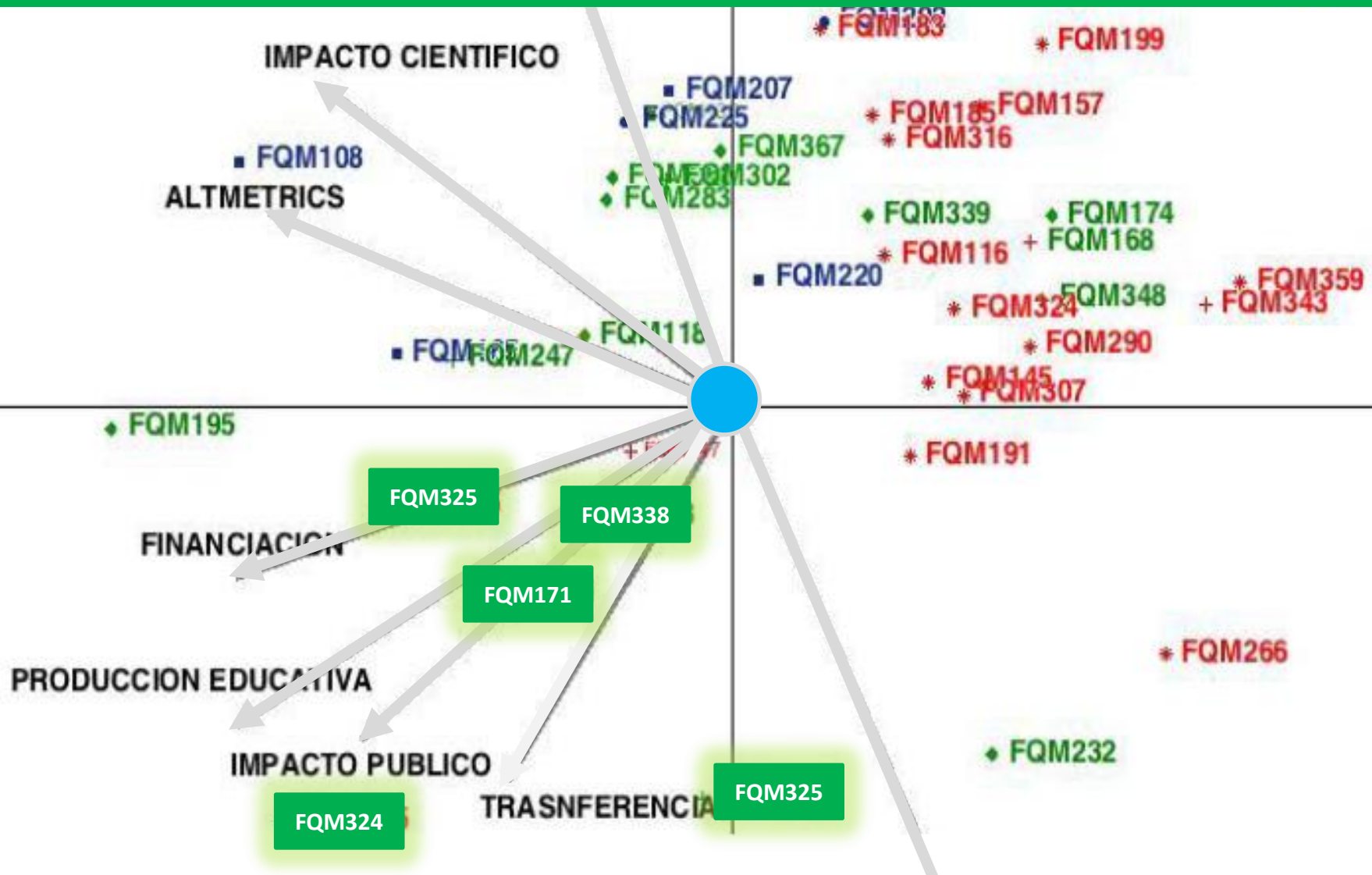


What we see is that most of the research groups are in dimensions related to traditional publications and the impact system (ie: Web of Science)

So, for Exact Sciences at the University of Granada we have a really clear quadrant related to SOCIETAL IMPACT



We have identified four groups with a clear Societal Impact orientation



Finally this is the general and multidimensional overview of the exact sciences at the UGR

International scientific output

Scientific impact - Citations

Altmetrics and webmetrics

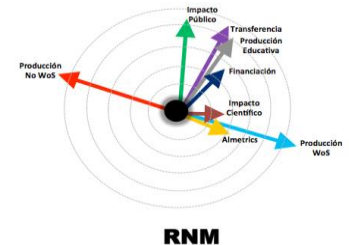
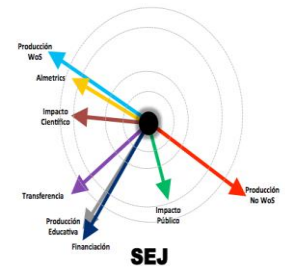
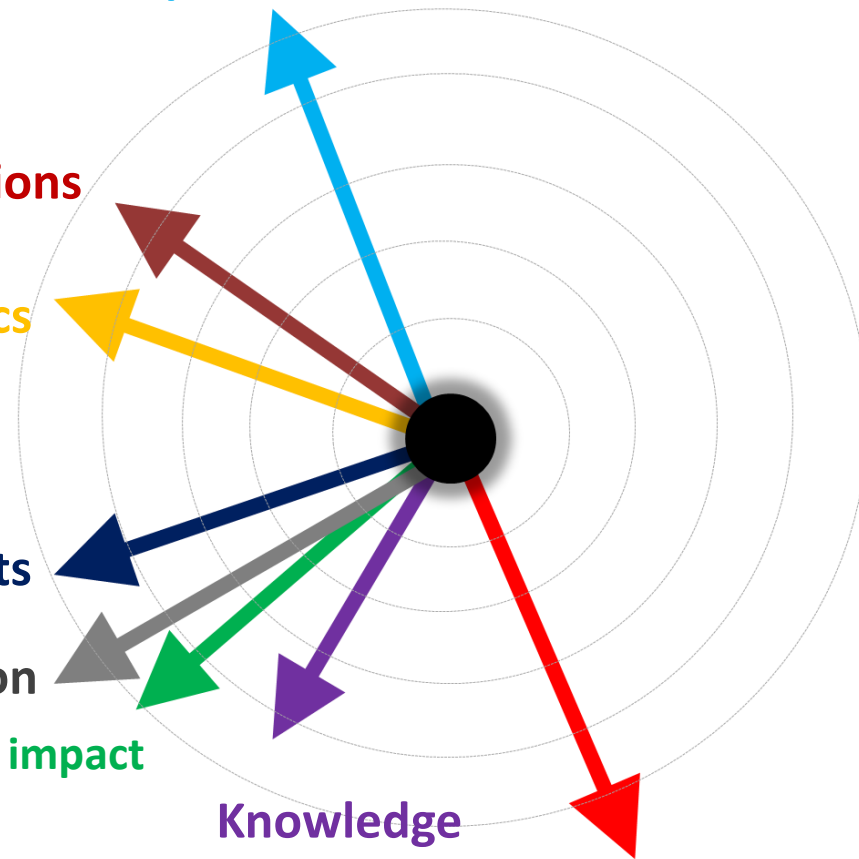
Funding and projects

Teaching dissemination

Media and news impact

Knowledge transfer

National scientific output




Potential applications of altmetrics

Social
engagement
through Twitter

1. Select a researcher
2. Identify its follower/followee network
3. Identify different communities of contacts
4. Identify geographical/cognitive/... proximities

Potential applications of altmetrics

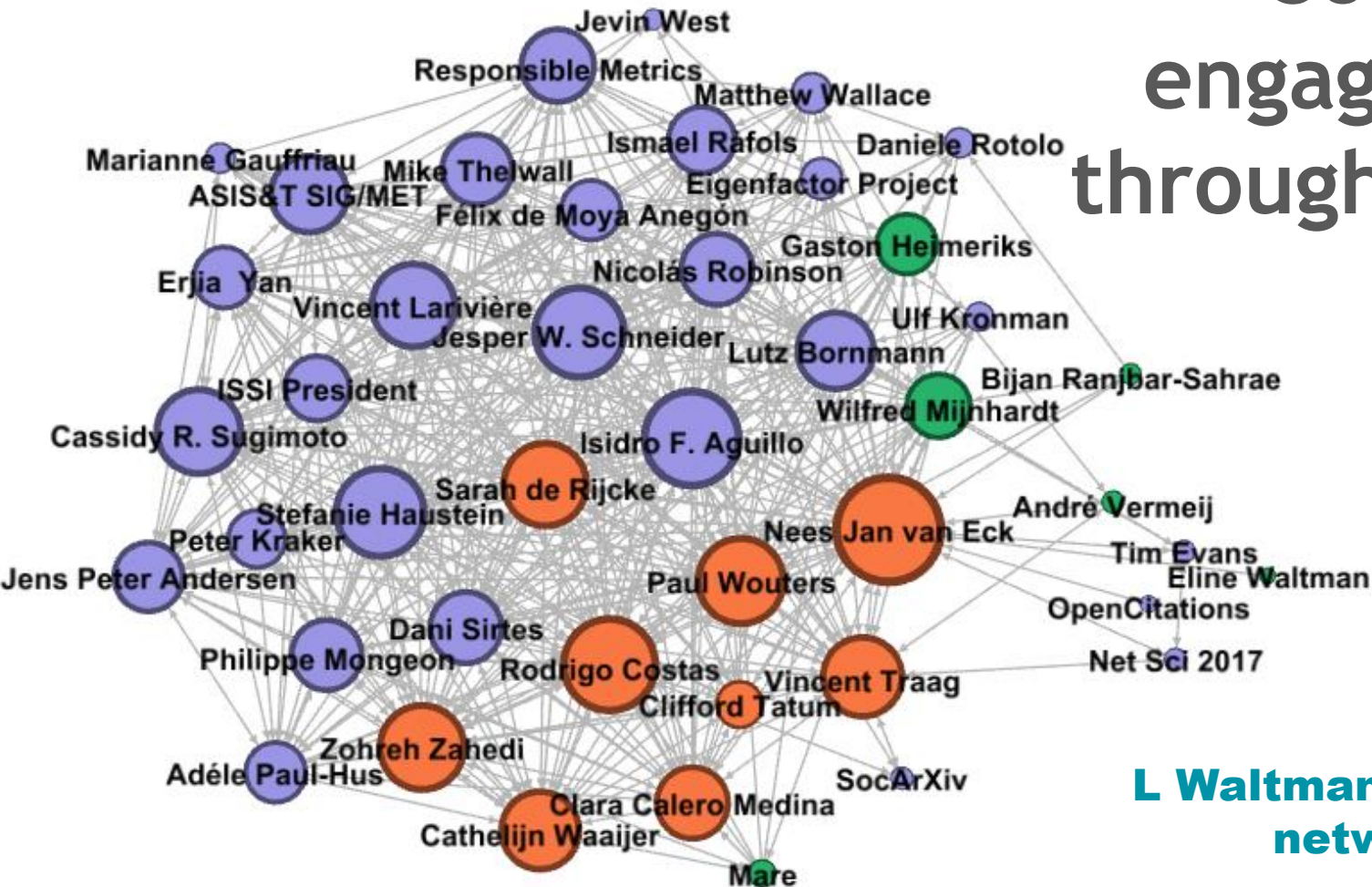
Social engagement through Twitter



L Waltman's Twitter network

Potential applications of altmetrics

Social engagement through Twitter



L Waltman's Twitter network

Food for thought

- Threats derived from a purely qualitative assessment

Peripheries and prestige

- Threats derived from purely quantitative assessment

Biases by type and scope of impacts

Visualizations as a balanced solution

European Summer School | September 8, 2016

Questions?

Nicolas Robinson-Garcia
INGENIO (CSIC-UPV)

ingenio
CSIC-UPV
Instituto de gestión de la innovación
y del conocimiento

Daniel Torres-Salinas
EC3Metrics SL

EC3metrics |  **Spin-Off**
UNIVERSIDAD DE GRANADA

European Summer School | September 8, 2016

**Special thanks to Yusnelkis Milanés
for providing data from her PhD thesis**

Source: Milanes-Guisado, Y. (2015). Multidimensional evaluation of research. Micro analysis at the university of Granada during the period 2009-2013 [doctoral thesis]. Universidad de Granada. Supervisors: Daniel Torres-Salinas, José Navarrete, Francisco Solis