

doi: 10.30827/ars.v64i4.27728

Artículos originales

Solubility data and solubility parameters of barnidipine in different pure solvents

Solubilidad y parámetros de solubilidad del barnidipino en diferentes disolventes puros

M^a Ángeles Peña-Fernández¹  0000-0002-0908-8286

Gaia Spanò²  0009-0008-8791-5559

Norma Sofía Torres-Pabón¹  0000-0002-0028-0802

Fleming Martínez³  0000-0002-4008-7273

¹Universidad de Alcalá, Facultad de Farmacia, Departamento de Ciencias Biomédicas, Alcalá de Henares, Madrid, España.

²Università degli studi di Napoli Federico II. Dipartimento di Farmacia, Napoli, Italia.

³Grupo de Investigaciones Farmacéutico Físicoquímicas, Departamento de Farmacia, Facultad de Ciencias, Universidad Nacional de Colombia. Bogotá, Colombia.

Received: 28.03.2023

Accepted: 10.07.2023

Published: 20.09.2023

Correspondence

M^a Ángeles Peña-Fernández
angeles.pena@uah.es

Funding

This work has been funded by the HERMES 56224 research project “Estudio fisicoquímico de algunos fármacos y excipientes en soluciones acuosas y no acuosas” of the Universidad Nacional de Colombia –Sede Bogotá.

Conflict of interests

The authors have no financial interests related to the materials mentioned in the manuscript.

Resumen

Introducción: Los estudios de solubilidad y la obtención de datos fisicoquímicos de fármacos en disolventes puros pertenecientes a diferentes clases químicas resultan claves para desarrollar nuevas formulaciones de medicamentos. En este trabajo se calcularon los parámetros de solubilidad parciales de Hansen (HSP) para evaluar la miscibilidad y las interacciones intermoleculares del barnidipino en diecisiete disolventes puros. Además, se compararon los valores experimentales obtenidos con los teóricos calculados según la estructura del barnidipino, para analizar la influencia de las relaciones soluto-soluto, soluto-solvente de los grupos de contribución aditivos, en las propiedades químicas y físicas del barnidipino con los solventes de diferente polaridad ensayados, para aportar información relevante para su uso en la industria farmacéutica.

Método: La solubilidad en equilibrio del barnidipino en los disolventes seleccionados se determinó usando el método clásico de agitación en matraces seguida de un análisis por espectrofotometría UV a 298,15 K, y se calcularon los parámetros parciales de solubilidad con la aplicación de métodos teóricos de contribución de grupo, propuestos por Hoftyzer-Van Krevelen y Fedors. El modelo KAT-LSER se usó para investigar el efecto del solvente basado en el concepto de relaciones de energía de solvatación lineal. La fracción molar se obtuvo considerando las densidades de las soluciones. Los análisis en fase sólida se realizaron por calorimetría diferencial de barrido.

Resultados: La modificación introducida en el método de Hansen, es decir, el empleo de $\ln X_2$ como variable dependiente proporcionó excelentes resultados. Los valores más altos de solubilidad se han encontrado en los disolventes polares. Se observa que las interacciones intermoleculares solvente-solvente y soluto-solvente con enlaces de hidrógeno y fuerzas de van der Waals, influyeron significativamente en la solubilidad del fármaco.

Conclusiones: La afinidad entre el barnidipino y los disolventes seleccionados fue estudiada con HSP. Los resultados mostraron que HSP podría ser utilizado para analizar la solubilidad del fármaco en los disolventes puros elegidos. El barnidipino es más fácil de disolver en disolventes de cadenas de carbono más cortas y con mayor polaridad.

Palabras clave: Parámetro de solubilidad de Hansen, barnidipino, métodos de contribución de grupos.

Abstract

Introduction: Solubility studies and obtaining physicochemical data on drugs in pure solvents belonging to different chemical classes are key to developing new drug formulations. In this work, Hansen partial solubility parameters (HSP) were calculated to assess the miscibility and intermolecular interactions of barnidipine in seventeen pure solvents. The comparison of the results obtained with the theoretical values calculated according to the structure of barnidipine, were valuable to analyse the influence of the solute-solute, solute-solvent relationships of the additive contribution groups, on the chemical and physical properties of this molecule with the solvents of different polarity tested, to provide relevant information highly useful in the pharmaceutical industry.

Method: Equilibrium barnidipine solubilities in mono-solvents was determined using the classical shake-flask method, followed by UV-spectrophotometric analysis at 298.15 K. The partial solubility parameters were calculated by applying theoretical group contribution methods, proposed by Hoftyzer-Van Krevelen and Fedors. The KAT-LSER model was used to investigate the effect of solvent based on the concept of linear solvation energy relationships. The mole fraction was obtained from the densities of the solutions. Solid-phase analyses were made by calorimetry differential scanning.

Results: The modification introduced in the extended Hansen method, that is, the use of $\ln X_2$ as the dependent variable, provided excellent results. The highest solubility values have been found in polar solvents. It is observed that solvent-solvent and solute-solvent intermolecular interactions through hydrogen bonds and van der Waals forces, significantly influence drug solubility.

Conclusions: The affinity between barnidipine and each one of the selected solvent was evaluated by using HSP. Results showed that HSP could be well used to analyse drug solubility in particular solvents. Barnidipine is easier to dissolve in solvents with shorter carbon chains and higher polarity.

Keywords: Hansen solubility parameter; barnidipine; group contribution methods.

Highlights

Partial solubility parameters were used to research the dissolution behaviour of barnidipine in seventeen mono-solvents.

Partial solubility parameters were calculated by applying theoretical group contribution methods, proposed by Hoftyzer-Van Krevelen and Fedors.

Miscibility and solubility behaviour were revealed by Hansen solubility parameters

The solvent effect was discussed by KAT-LSER model in seventeen mono-solvents.

Introduction

Barnidipine (Fig. 1, 3-(3S)-1-benzylpyrrolidin-3-yl 5-methyl (4S)-2,6-dimethyl-4-(3-nitrophenyl)-1,4-dihydropyridine-3,5-dicarboxylate) (CAS 104713-75-9, molecular formula $C_{27}H_{29}N_3O_6$ and molar mass 491.544 g/mol) is an antihypertensive drug that belongs to the group of dihydropyridine (DHP) calcium antagonists (Figure 1). Barnidipine has selective action against cardiovascular calcium antagonist receptors and its antihypertensive action is related to the reduction of peripheral vascular resistance secondary to its vasodilator action. As with other DHP calcium antagonists, vasodilator adverse events such as headache, flushing and peripheral edema account for most adverse events reported with its use and are generally transient. Barnidipine contains two chiral centres thus can have four possible enantiomers. The active component is composed of a single optical isomer (3'S, 4S configuration), which is the most potent and longest acting of the four enantiomers.⁽¹⁾

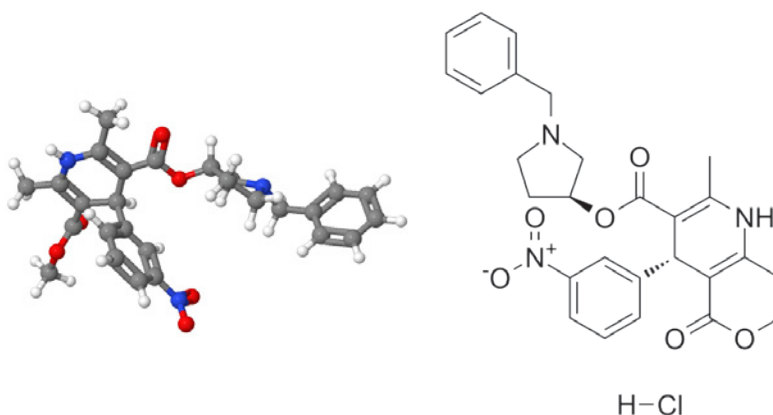


Figure 1. Chemical structure of barnidipine.

The solubility and other physicochemical data of drugs in pure solvents play an important role in the process of drug discovery and the development of future formulations. Barnidipine belongs to class II of the Biopharmaceutical Classification System (BCS).⁽²⁾ In this study, the solubility of barnidipine in 17 pure solvents, which are widely used in the pharmaceutical industry including manufacturing and purification, was measured at 298.15 K and $p = 0.1$ MPa. The classical flask-shaken technique has been used as the solid-liquid equilibrium method to evaluate the solubility of barnidipine.⁽³⁾

In addition, the calculation of Hansen solubility parameters (HSP) was proposed, key to help in the design of drugs.⁽⁴⁻⁶⁾ Hansen divided the cohesive energy density (the square root of cohesive energy density is called solubility parameter, δ) into contributions from nonpolar interactions (van der Waals dispersion forces), dipole interactions and hydrogen bonding (Equation 1). HSP can be used for polar and hydrogen bonding systems to evaluate the compatibility of substances. Hansen solubility parameters (HSP) may be useful for preparing drugs and to estimate their miscibility.⁽⁶⁾

$$\delta_T = \sqrt{[(\delta_d)^2 + (\delta_p)^2 + (\delta_h)^2]}$$

Equation 1

where the terms δ_d , δ_p , and δ_h are partial parameters representing the dispersion, polar and hydrogen bonding components of the total solubility parameter δ_T . The value of δ_d of a given solvent was assumed to be equal to that of a non-polar substance (e.g. hydrocarbon) of about the same chemical structure.

Furthermore KAT-LSER model had been applied to explore the solvent effects on barnidipine based on linear solvation energy relationships concept.⁽⁷⁻⁹⁾

Methods

Materials

Barnidipine (mass fraction purity > 0.999) was supply from Laboratorios Liconsa (Spain). 1,4-Dioxane, acetone, benzene, isopropyl myristate, N,N-Dimethylformamide (DMF), acetophenone, ethyl acetate, water, chlorobenzene, methanol, ethanol, 1-Octanol, 1-Pentanol, acetonitrile, 1,2-Dichloroethane, acetic acid, were acquired from Sigma Aldrich Co. (USA) and diethylene glycol monoethyl ether (DEGME, Transcutol® HP). The detailed properties regarding materials are listed in Table 1.

Table 1. Properties of solvents used in the present study.

Chemical name	CAS Number	Molecular formula	Molar mass (g/mol)	Source	Purity mass fraction
Ethanol	64-17-5	C ₂ H ₅ OH	46.07	Sigma Aldrich	≥99.9%
Water	7732-18-5	H ₂ O	18.02	Millipore	≥99.9%
Ethyl acetate	141-78-6	C ₄ H ₈ O ₂	88.11	Merck	99.5%
1,4-Dioxane	123-91-1	C ₄ H ₈ O ₂	88.01	Sigma Aldrich	99.5%
Acetic acid	64-19-7	CH ₃ COOH	60.05	Sigma Aldrich	96.0%
1-Pentanol	71-41-0	C ₅ H ₁₂ O	88.15	Sigma Aldrich	≥99.9%
DMF	200-679-5	C ₃ H ₇ NO	73.09	Sigma Aldrich	99.8%
Benzene	71-43-2	C ₆ H ₆	78.11	Sigma Aldrich	99.8%
DEGME	111-90-0	C ₆ H ₁₄ O ₃	134.17	Gattefossé	99%
Acetone	67-64-1	C ₃ H ₆ O	58.08	Merck	≥99.5%
Chlorobenzene	108-90-7	C ₆ H ₅ Cl	112.56	Sigma Aldrich	≥99.5%
1-Octanol	111-87-5	C ₈ H ₁₈ O	130.23	Sigma Aldrich	≥99.0%
Acetophenone	98-86-2	C ₈ H ₈ O	120.15	Sigma Aldrich	99%
Isopropyl alcohol	67-63-0	C ₃ H ₈ O	60.10	Sigma Aldrich	≥99.5%
Methanol	67-56-1	CH ₃ OH	32.04	Merck	≥99.9%
Acetonitrile	75-05-08	CH ₃ CN	41.05	Merck	≥ 99.8 %
1,2-Dichloroethane	107-06-2	C ₂ H ₄ Cl ₂	98.96	Sigma Aldrich	≥99.0%

Calculation of partial solubility parameter

The Hansen solubility parameters (HSP) are physicochemical parameters and are widely used to estimate the type of interactive forces drug-solvent, corresponding to atomic dispersion (δd), molecular dipolar interactions (δp), and hydrogen-bonding interactions (δh) (Equation 1). Hydrogen bonding is used here in a general sense to mean highly polar, oriented interactions of specific donor acceptor types.^(10,11)

HSP was used to estimate the miscibility of solvent and solute.⁽¹²⁻¹⁴⁾ The HSP for solvent mixtures (δ_M^{mix}) is estimated through Equation 2:

$$\delta_M^{mix} = \alpha \delta_M^1 + (1 - \alpha) \delta_M^2$$

Equation 2

the parameter α represents the volume fraction composition of cosolvent in the selected solutions; δ_M^1 and δ_M^2 express the HSP of cosolvent and water, correspondingly. To evaluate the interactions of “solvent and drug” molecules, the solubility parameter ($\Delta\delta$)⁽¹⁵⁾ (Equation 3) is employed here to illustrate the mixing procedure between solute and solvents.⁽¹⁵⁾

$$\Delta\delta = \sqrt{[(\delta_{d2} - \delta_{d1})^2 + (\delta_{p2} - \delta_{p1})^2 + (\delta_{h2} - \delta_{h1})^2]}$$

Equation 3

It has been observed that the $\Delta\delta$ value of $<5.0 \text{ MPa}^{1/2}$ indicates the high miscibility possibility between solute and liquid solvent.⁽¹⁶⁾

Bustamante et al.⁽¹⁷⁻¹⁸⁾ found that it is possible to directly regress $\ln X_2$ against the three partial solubility parameters, improving the significance of the regression coefficients. The modified models are presented as:

$$\ln X_2 = C_0 + C_1 \delta_{1d}^2 + C_2 \delta_{1d} + C_3 \delta_{1p}^2 + C_4 \delta_{1p} + C_5 \delta_{1h}^2 + C_6 \delta_{1h}$$

Equation 4

Equation 4 can also be used to calculate the partial solubility parameters of the solute using the ratio of the coefficients in expressions equivalent to the following:

$$\delta_{d2} = - (C_2 / 2C_1)$$

$$\delta_{p2} = - (C_4 / 2C_3)$$

$$\delta_{h2} = - (C_6 / 2C_5)$$

The HSP can as well be estimated from group contribution methods.⁽¹⁹⁻²²⁾ The group contribution methods are only approximate, but they are very convenient to obtain a quite idea about the magnitude of the solubility parameters of a drug. The partial parameters are estimated from:

$$\delta_d = \frac{\sum nF_d}{\sum nV} \quad \delta_p = \frac{\sqrt{\sum nF_p^2}}{\sum nV} \quad \delta_h = \sqrt{\frac{\sum nU_h}{\sum nV}}$$

where F_d , F_p and U_h have been determined by Hoftzyer-Van Krevelen⁽¹⁹⁻²²⁾ and F_d represents the contribution to the dispersion force; F_p stands for the contribution to the polarity force; and U_h stands for the contribution to the hydrogen bond interaction energy.

Solid-state characterization methods of barnidipine

Differential scanning calorimetry (DSC) (DSC 3, Mettler, Switzerland) was used to determine the melting temperature and the enthalpy of fusion of barnidipine. Approximately 5 mg was added in an aluminum hermetic pan with pin-holed lids, which were subsequently crimped. Indium was used as a standard substance during the calibration process. The test temperature ranged from 303.15 K to 573.15 K and the heating rate was 10 K/min under the protection of nitrogen. At least 3 separate DSC measurements were performed on each solid preparation.

Solubility measurements of barnidipine

The shake-flask technique was applied to measure the solubility of barnidipine in the seventeen mono solvents at 298 K. Excess amount of drug was collocated in flask of 100 mL and introduced into a thermostated bath (± 0.1 K) (HETO® Type SBD50-1 bio. Paris, France) shaking continuously at constant highest temperature to obtain the equilibrium of solubility at least three days (during this time, the mixture was checked at intervals to ensure the solid-liquid equilibrium). The main principle of the experimental equipment is to ensure stirring and dissolving of solute to reach saturation under a constant temperature. Once reached the equilibrium, samples of the saturated solutions were filtered (Durapore membranes 0.2 μm pore size, Darmstadt, Germany) and diluted with absolute ethanol. The concentrations were determined in a single beam spectrophotometer (Agilent® 61030AX. CA. United States) at $\lambda_{\text{max}} = 358$ nm. The densities of the solutions were measured at each temperature in 10-mL pycnometers, to convert the molar solubility into mole fraction units.

All solubility measurements were repeated three times. The experimental solubility of barnidipine fraction (X_2) in each solvent was calculated using Equation 5. The relative deviations (RD) between the experimental data and the literature data were less than 3%, which indicates that the measurement system and method used were reliable and accurate.

$$X_2 = \frac{m_1/M_1}{m_1/M_1 + m_2/M_2}$$

Equation 5

In the formula, M_1 and M_2 are the relative molar mass of barnidipine and solvent, respectively, and m_1 is the mass of solute and m_2 represent the mass of pure solvent.

Results

Solid-state properties of barnidipine

Differential scanning calorimetry was performed for the original powder and for the solid phase after equilibration with the pure solvents, this allows to detect possible changes of the thermal properties

of the solid phase. The DSC thermogram of barnidipine is depicted in Figure 2. The thermal analysis results showed that the onset temperature and specific fusion enthalpy (ΔH^F) were 230 °C and 75.6 J/g respectively, associated with the polymorphic form II. The use of form II provides a new opportunity to improve and facilitate the handling and storage of barnidipine hydrochloride since it is a light-stable crystalline form. Characterization of the original barnidipine powder solid phase and the equilibrated solid phases with the selected pure solvents showed in all cases the same melting-related endothermic event, suggesting that barnidipine exists in a pure crystalline form that was not transformed into no polymorphic form after solubility experiments performed. Unfortunately, there is not much information previously published in relation to the barnidipine polymorphism, a patent approved in 2014 has been found, on polymorph of barnidipine hydrochloride and processes for its preparation.⁽²³⁾

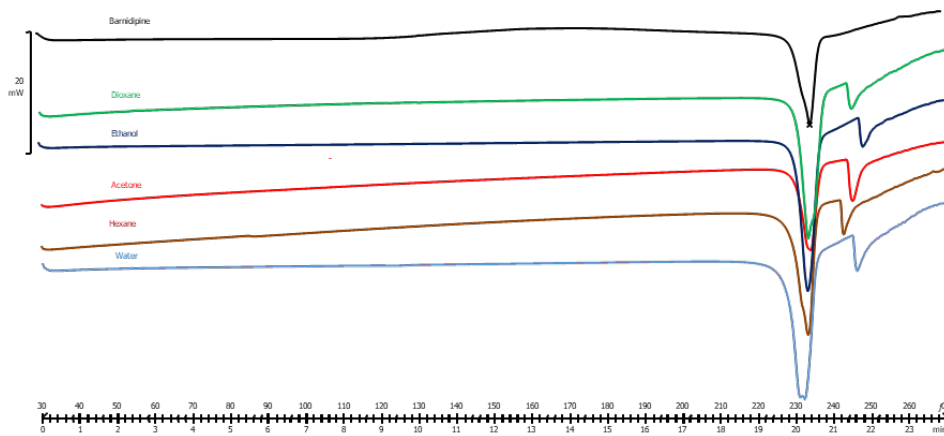


Figure 2. DSC spectra of pure barnidipine and equilibrated from any pure solvents.

Experimental solubility data of barnidipine in seventeen mono solvents

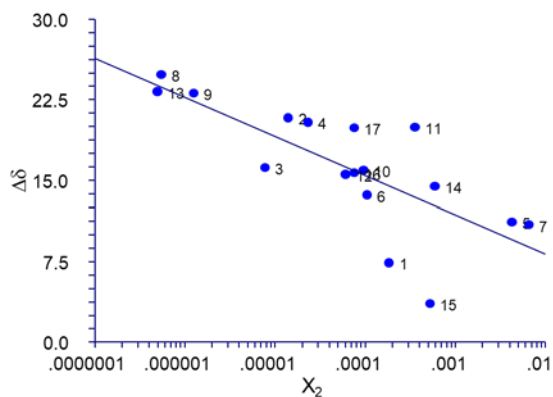
The experimental mole fraction solubility data of barnidipine in seventeen mono solvents at 298.15 K and the partial parameters and total solubility parameters of solvents chosen are tabulated in Table 2. It can be seen temperature has different effects on the solubility change trend of various types of solvents⁽²⁴⁾. Experimental mole fraction solubility was ranked in the following order: isopropyl myristate < benzene < chlorobenzene < ethyl acetate < water < 1,4-Dioxane < acetone < acetonitrile < 1,2-Dichloroethane < 1-Octanol < 1-Pentanol < ethanol < acetophenone < methanol < DEGME < acetic acid < DMF. As can be appreciated, the solubility of barnidipine increases to a maximum with solvents as DEGME, acetic acid or DMF, are Lewis-acid solvents suggesting that barnidipine is a better proton-acceptor than proton-donor. According to this result, solubility of barnidipine is completely analogous to the order of polarity, this result may be due to the higher polarity of barnidipine. Solvents like DMF or acetic acid, contain similar groups of C=O than the drug, which may lead the larger solubility. In addition, the intermolecular interactions such as hydrogen bonds and Van der Waals' forces between solvent-solvent and solute-solvent will also influence the solubility. Then the solubility data would be helpful in separation, purification studies and formulation development of barnidipine in chemical and pharmaceutical industries.

The solvents with a less ability for solubilizing barnidipine (isopropyl myristate, benzene and chlorobenzene) have small total solubility parameters. The solubility in primary alcohols, 1-Octanol, 1-Pentanol, ethanol, and methanol also follows the order of increasing solubility parameter. With the decrease of the carbon chain length, the solubility of barnidipine increased significantly, and the maximum values were obtained in methanol. Overall, explaining the dissolution behavior of barnidipine requires the consideration of solid-liquid equilibrium is affected by different interactions. So barnidipine is easier to dissolve in solvents with shorter carbon chains and higher polarity.

Table 2. Values of HSP of selected solvents and equilibrium solubility of barnidipine in mole fraction scale in pure solvents at $T/K = 298.15$.

Solvents	δ_d	δ_p	δ_h	δ_T	X_2	$\Delta\delta$	Weight
Ethanol	15.8	8.8	19.4	26.5	$1.87 \cdot 10^{-4}$	7.36	0.01
Water	15.6	16	42.3	47.9	$1.42 \cdot 10^{-5}$	20.79	1
Ethyl acetate	15.1	5.3	9.2	18.5	$7.82 \cdot 10^{-6}$	16.15	0.01
1,4-Dioxane	19.0	1.8	7.4	20.5	$2.35 \cdot 10^{-5}$	20.37	1
Acetic acid	14.5	8.7	13.5	21.4	$4.32 \cdot 10^{-3}$	11.13	0.01
1-Pentanol	13.0	4.5	13.9	21.7	$1.06 \cdot 10^{-4}$	13.61	1
DMF	17.4	13.7	11.3	24.8	$6.67 \cdot 10^{-3}$	10.88	0.01
Benzene	18.4	1	2	18.6	$5.56 \cdot 10^{-7}$	24.79	1
Cl-Benzene	19.0	4.3	2	19.6	$1.27 \cdot 10^{-6}$	23.1	0.01
1-Octanol	17.0	3.3	11.9	20.9	$9.75 \cdot 10^{-5}$	15.93	1
Acetophenone	19.6	8.6	3.7	21.7	$3.61 \cdot 10^{-4}$	19.91	1
Acetone	15.5	10.4	7	20	$6.17 \cdot 10^{-5}$	15.52	1
Isopropyl myristate	15.9	2.1	2.8	16.3	$5.02 \cdot 10^{-7}$	23.21	1
DEGME	15.5	5.7	11.2	19.95	$6.00 \cdot 10^{-4}$	14.43	0.01
Methanol	15.1	12.3	22.3	29.6	$5.33 \cdot 10^{-4}$	3.55	1
Acetonitrile	15.3	18	6.1	24.4	$7.67 \cdot 10^{-5}$	15.65	1
1,2-Dichloroethane	19.0	7.4	4.1	20.8	$7.67 \cdot 10^{-5}$	19.87	1

On the other hand, the effect of mole fraction on $\Delta\delta$, key parameter to judge the ability of solvent to dissolve solute (eq. 3), was evaluated and the results are included in Fig. 3. To facilitate the interpretation of the results, a number has been assigned to each solvent (Table 2). Ethanol and methanol are the solvents that are furthest away. $\Delta\delta$ were found to decrease linearly with increasing molar fraction. The maximum solubilization of barnidipine could be possible due to upper polarity and different solute-solvent interactions. Accordingly, DMF could be utilized as an efficient cosolvent in the solubilisation process.

**Figure 3.** Impact of molar fraction on $\Delta\delta$

An approximation to the calculation of the cohesive energy and the solubility parameter of drug were made from group contribution methods. Table 3 summarizes the results of the application of the group contribution method of Fedors⁽²⁵⁾ for estimate interne energy (ΔE), molar volume (ΔV), and total Hansen solubility parameter of barnidipine $\delta_2 = 23.2 \text{ MPa}^{1/2}$. According to the group contribution method proposed by Hoftyzer-Van Krevelen δ_d , δ_p , δ_h and δ_T of barnidipine can be calculated, as can see in Table 4.

Table 3. Application of the group contribution method of Fedors⁽²⁵⁾ for estimate interne energy, molar volume and total Hansen solubility parameter of barnidipine.

Group or atom	n _i	ΔE _i (kJ/mol)	ΔV _i (cm ³ /mol)	n _i ΔE _i (kJ/mol)	n _i V _i (cm ³ /mol)
(-CH ₃)	3	4.71	33.5	14.13	100.5
(-CH ₂ -)	4	4.94	16.1	19.76	64.4
(>CH-)	2	3.43	-1	6.86	-2.0
(>C=)	4	4.31	-5.5	17.24	-22.0
Phenyl	1	31.90	71.4	31.90	71.4
Phenylene	1	31.90	52.4	31.90	52.4
Ring closure-5	2	1.05	16.0	2.10	32.0
Conj in ring	2	1.67	-2.2	3.34	-4.4
(-COO-)	2	18.00	18.0	36.00	36.0
(-NH-)	1	8.40	4.5	8.40	4.5
(-N<)	1	4.20	-9.0	4.20	-9.0
(-NO ₂) arom	1	15.36	32.0	15.36	32.0
				191.19	355.8
$\delta_2 = (\sum n_i E_i / \sum n_i V_i)^{1/2} = 23.2 \text{ MPa}^{1/2} = 11.34 \text{ (cal/cm}^3)^{1/2}$					

Conversion of (J/cm³)^{1/2} or MPa^{1/2} into (cal/cm³)^{1/2} is simple because it only requires division by 2.045.

Table 4. Application of the group contribution method of Hoftzyer-Van Krevelen⁽¹⁹⁾ for estimate the contribution to the dispersion force, polarity force and to the hydrogen bond interaction energy and total Hansen solubility parameter of barnidipine.

Group or atom	n _i	n _i F _{di}	n _i (F _{pi}) ²	n _i U _{hi}
(-CH ₃)	3	1260	0	0
(-CH ₂ -)	4	1080	0	0
(>CH-)	2	160	0	0
(>C=)	4	280	0	0
Phenyl	1	1430	12100	0
Phenylene	1	1270	12100	0
(-COO-)	2	780	480200	14000
(-NH-)	1	160	44100	3100
(-N<)	1	20	640000	5000
(-NO ₂) arom	1	500	1144900	1500
	∑	6940	2333400	23600
$\delta_d = (\sum n_i F_{di}) / V$			19.5 MPa ^{1/2}	
$\delta_p = \sqrt{(\sum n_i (F_{pi})^2) / V}$			4.3 MPa ^{1/2}	
$\delta_h = (\sum n_i U_{hi}) / V$			8.1 MPa ^{1/2}	
$\delta_T = \sqrt{[(\delta_d)^2 + (\delta_p)^2 + (\delta_h)^2]}$				21.6 MPa ^{1/2}

Solvent effects: KAT-LSER model

The KAT-LSER (Kamlet-Abboud-Taft linear solvation energy relationship) model is applied to the barnidipine solubility to explain the Lewis-acid-base and polarization effects upon improvement of this property. Classical KAT-LSER model takes the form of Equation 6.^(26,27)

$$\ln x_2 = c_0 + c_1\alpha + c_2\beta + c_3\pi + c_4 \left(\frac{V_2\delta_1^2}{100RT} \right)$$

Equation 6

where, $c_1\alpha$ and $c_2\beta$ refer to the energy terms for specific solute–solvent Lewis acid and base interactions, respectively; $c_3\pi$ represents the energy term for non-specific interactions; whereas, the last term in the Equation 6 denotes cavity term defining the energy for solvent–solvent molecule interactions. This term designates the drug accommodation energy as a product of the Hansen solubility parameter, δ_1 , and molar volume of barnidipine, V_2 . The universal gas constant, R , and experimental temperature, T/K , are considered here in denominator with the purpose of getting a dimensionless magnitude of the cavity term. c_0 represents the solute–solute interactions and measures the intercept at $\alpha = \beta = \pi = \delta_2 = 0$; c_1 and c_2 are a measure of the property susceptibility of barnidipine to solute–solvent interactions of specific hydrogen bonding, while c_3 and c_4 represent the solute sensitivity to the nonspecific electrostatic solute–solvent and solvent–solvent molecule interactions.

Table 5 summarizes the solvatochromic parameters, α , β , and π , as well as the Hansen solubility parameters of 15 solvents studied in this research taken from the literature.⁽²⁸⁻³²⁾

Table 5. Solvatochromic parameters and total Hansen solubility parameter of some solvent studied.

Solvent	α^a	β^a	π^a	δ_2 (MPa ^{1/2}) ^b
Ethanol	0.86	0.75	0.54	26.5
Water	1.17	0.47	1.09	47.8
Ethyl acetate	0.00	0.45	0.45	18.1
1,4-Dioxane	0.00	0.37	0.49	20.5
Acetic acid	1.12	0.45	0.64	21.4
1-Pentanol	0.84	0.86	0.40	21.7
DMF	0.00	0.69	0.88	24.8
Benzene	0.00	0.10	0.55	18.8
Cl-Benzene	0.00	0.07	0.68	19.8
1-Octanol	0.77	0.81	0.40	21.0
Acetophenone	0.04	0.49	0.81	21.8
Acetone	0.08	0.48	0.62	20.0
Methanol	0.98	0.66	0.60	29.6
Acetonitrile	0.19	0.40	0.66	24.4
1,2-Dichloroethane	0.00	0.10	0.73	20.9

^a Taken from Marcus.⁽³³⁾ ^b Taken from Barton.⁽²⁰⁾

In this way, KAT-LSER model obtained is shown as Equation 6 (with $r = 0.905$ and $F = 11.36$).

$$\ln x_2 = -20.28 + 3.24\alpha + 7.14\beta + 15.80\pi - 4.55 \left(\frac{V_2\delta_1^2}{100RT} \right)$$

Positive values of c_1 (3.24), c_2 (7.14) and c_3 (15.80) demonstrate the favourable contribution of Lewis-acid base and polarizability of barnidipine solubility, whereas the negative values of c_0 (-20.28) and c_4 (-4.55) demonstrate the unfavourable contribution of solute-solute interactions and cavity energy requirements on the solubility of this drug. Moreover, if absolute values of c_1 , c_2 , c_3 and c_4 are compared the following contribution percentages are obtained: 10.6, 23.2, 51.4 and 14.8%, respectively, which means that polarization effects implies the higher contribution on solubilisation, followed by the Lewis basic behaviour of barnidipine owing tertiary amine group and oxygen atoms, whereas the Lewis acidic behaviour of this drug is the lowest favourable contributor and it could be due to hydrogen atom of secondary amine group.

Discussion

Hansen solubility parameters

Robust regression methods as well as analysis of residuals were used to detect inconsistencies of individual cases with the overall regression model. From these results, weighted regression were performed to obtain the partial solubility parameters, i.e. smaller weights were assigned to the solvents that least fitted the models. The parameters are calculated from regression coefficients that are statistically significant at least at the 0.05 probability level using Eq. 4.^(17,18) using the dependent variable, $\ln X_2$. A weight of 0.01 was assigned to the following solvents: ethanol, ethyl acetate, acetic acid, chlorobenzene, DEGME and DMF which least fit the model. For the remaining solvents the weight was fixed at unity.

The results of partial solubility parameters for barnidipine from experimental values are $\delta_d=14.32$ MPa^{1/2}; $\delta_p=15.69$ MPa^{1/2}; $\delta_h=21.55$ MPa^{1/2} and for total solubility parameter is $\delta_T=30.25$ MPa^{1/2}, that experimental value is not close to obtained using Fedors or Hoftzyer-Van Krevelen methods. This indicates that the actual polarity of the drug against the solvents is larger than expected from the additive contribution of its groups. On the other hand, the experimental δ_T obtained is in excellent agreement with the value calculated from the Fedors method. The reason may be that the Fedors method includes a larger number of groups than the Hoftzyer-Van Krevelen method. The group contribution methods are useful because they provide a rough estimation of total and the partial solubility parameters.

$\Delta\delta$ factor has been well established in the literature that the smaller the difference in solubility of two compounds is the more miscible they are Hoftzyer-Van Krevelen method is of the same order of accuracy and the optimal way for estimation of the solubility parameter is to apply both taking the average results Table 2 summarizes the values obtained, as can see methanol and ethanol are the two best solvents for barnidipine, representing the smallest increment values, that is, solubility depends on hydrogen bonding (δ_h) preferentially. To describe the miscibility between barnidipine and the pure solvents, $\Delta\delta_{\text{methanol}}=3.55$, parameter appointed for mutually miscible systems. It can be concluded that when the parameters of barnidipine are closer to those of the selected solvent, barnidipine will theoretically be more soluble in the solvent. This indicates that the difference values ($\Delta\delta$) are important indexes to predict the extent of dissolution.

Conclusion

$\ln X_2$ as dependent variable was used, r^2 value is higher (>0.98) and all the regression coefficients are significant. The total and partial solubility parameters obtained are in quite good agreement considering the structure of the drug, $\delta_T=30.25$ MPa^{1/2}.

Barnidipine is easier to dissolve in solvents with shorter carbon chains and higher polarity. The influence of solute-solvent interaction, solvent-solvent interaction, physical and chemical properties of solute and solvents were studied and analysed.

Experimental data were compared with the data calculated according to the Fedors and Hoftzyer-Van Krevelen methods to show the importance of using both methods to determine HSP. It is interesting to evaluate the experimental and theoretical values estimated from the group contribution methods of Fedors for total solubility parameters and Hoftzyer-Van Krevelen for total and partial solubility parameters.

According to KAT-LSER model, solvent effect (solvent interaction) was investigated through correlating barnidipine solubility data in selected solvents. It turns out that the self-cohesive interaction of the solvent may have a more significant weight on the solubility of barnidipine.

References

1. National Center for Biotechnology Information. PubChem Compound Summary for CID 443869. Barnidipine. PubChem. <https://pubchem.ncbi.nlm.nih.gov/compound/Barnidipine>. Accessed 24 January 2023.
2. Yan T, Liu W, Chen K, Yang L, Benet LZ, Zhai S. Predicting interactions of antihypertensive drugs and rifampin in tuberculosis patients using BDDCS. *Pharmacotherapy*. 2020;40(4):274-290. doi:10.1002/phar.2380.
3. Sharapova A, Ol'khovich M, Blokhina S, Perlovich GL. Experimental Examination of Solubility and Lipophilicity as Pharmaceutically Relevant Points of Novel Bioactive Hybrid Compounds. *Molecules*. 2022; 27(19):6504.
4. Hansen CM. The three-dimensional solubility parameters. Key to paint component affinities. *J Paint Technol*. 1967;39:505-11.
5. Petříková E, Patera J, Gorlová O. Influence of active pharmaceutical ingredient structures on Hansen solubility parameters. *Eur J Pharm Sci*. 2021;167:106016. doi:10.1016/j.ejps.2021.106016.
6. Lara J, Zimmermann F, Drolet D, Hansen C, Chollet A, Monta N. The use of the Hansen solubility parameters in the selection of protective polymeric materials resistant to chemicals. *Inter J Current Res*. 2017;9:47860-7.
7. Bustamante P, Peña MA, Barra J. Partial solubility parameters of naproxen and sodium diclofenac. *J. Pharm. Pharmacol*. 1998;50: 975-982.
8. Bustamante P, Peña MA, Barra J. Partial solubility parameters of piroxicam and niflumic acid. *Int. J. Pharm.*1998;174:141-150.
9. Gao Q, Zhu P, Zhao H, Farajtabar A, Jouyban A, Acree WE. Solubility, Hansen solubility parameter, solvent effect and preferential solvation of benorilate in aqueous mixtures of isopropanol, N,N-dimethylformamide, ethanol and N-methyl-2-pyrrolidinone. *J. Chem. Therm*. 2021;161:106517. doi:10.1016/j.jct.2021.106517.
10. Alqarni MH, Haq N, Alam P, Abdel-Kader MS, Foudah AI, Shakeel F. Solubility data, Hansen solubility parameters and thermodynamic behavior of pterostilbene in some pure solvents and different (PEG-400 + water) cosolvent compositions. *J. Mol. Liq*. 2021;331:115700.
11. Cui Z, Zhao Z, Yao L, Hu Y. Determination and analysis of solubility of brassinolide in different solvent systems at different temperatures (T = 278.15–323.15 K). *J. Mol. Liq*. 2021;340:117316.
12. Irska I, Paszkiewicz S, Gorący K, Linares A, Ezquerro T, Jedrzejewski R, Roslaniec Z, Piesowicz E. Poly(butylene terephthalate)/polylactic acid based copolyesters and blends: miscibility-structure-property relationship. *Polym Letters* 2020;26:14. Doi:0.3144/expresspolymlett.2020.4
13. Yameng W, Haixia H, Fanfan L, Yanxun L, Xiaoqiang G. Study on dissolution behavior of naphazoline nitrate in four binary solvents: Determination, modelling, Hansen solubility parameter and thermodynamic analysis. *J Mol Liq*. 2023;375:121349. doi:10.1016/j.molliq.2023.121349.
14. Bustamante P, Martín A, González-Guisandez MA. Partial-solubility parameters and solvatochromic parameters for predicting the solubility of single and multiple drugs in individual solvents. *J Pharm Sci*. 1993;82:635-40. doi:10.1002/jps.2600820618.
15. Bustamante P, Navarro-Lupi6n J, Escalera B. A new method to determine the partial solubility parameters of polymers from intrinsic viscosity. *Eur. J. Pharmaceut. Sci*. 2005;24(2-3):229-237.
16. Hoftyzer PJ, Van Krevelen DW. *Properties of Polymers*. 2nd ed. Elsevier; 1976, pp. 152–5.

17. Barton AFM. Handbook of Solubility Parameters and other Cohesion Parameters. 2nd ed. CRC Press. Boca Raton; 1991, pp 177-83.
18. Bustamante P, Peña MA, Barra J. The modified Hansen method to determine partial solubility parameters of drugs containing single hydrogen bonding group and their sodium derivatives: Benzoic acid/Na and ibuprofen/Na. *Int J Pharm.* 2000;194:117-24. doi:10.1016/s0378-5173(99)00374-9 16.
19. Just S, Sievert F, Thommes M, Jörg B. Improved group contribution parameter set for the application of solubility parameters to melt extrusion. *Eur J Pharm Biopharm.* 2013;85:1191-9. doi:10.1016/j.ejpb.2013.04.006.
20. Sha J, Cao Z, Huang Z, Gong Y, Wan Y, Sun R, He H, Jiang G, Li Y, Li T, Ren B. Solid-liquid phase equilibrium of busulfan in fifteen pure solvents: Solubility determination, solvent effect, model correlation and thermodynamic analysis. *J. Chem. Therm.* 2021;154:106328.
21. Gong Y, Wang Y, Huang Z, Sha J, Li Y, Li T, Ren B. Solubility, solvent effect, molecular simulation and thermodynamic properties of clozapine in twelve pure solvents. *J. Chem. Therm.* 2021;158:106398.
22. Du C, Li R, Chen L. Dissolution thermodynamic properties calculation and intermolecular interaction analysis of diacerein in different pure and mixed solvents. *J. Chem. Therm.* 2022;173:106850.
23. Poma D, Caglio D, Porcelloni M. Polymorph of barnidipine hydrochloride and processes for its preparation. WO2013143967A1. 2013.
24. Kharwade M, Subrahmanyam CVS, Puvvadi S. Total and partial solubility parameters prediction: Lornoxicam in individual solvents. *J Pharm Res.* 2013;7:409-13. doi:10.1016/j.jopr.2012.12.004.
25. Fedors RF. A method for estimating both the solubility parameters and molar volumes of liquids. *Polym Eng Sci.* 1974;14(2):147-154. doi:10.1002/pen.760140211.
26. Li Y, Li C, Gao X, Lv H. Equilibrium solubility, preferential solvation and solvent effect study of clotrimazole in several aqueous co-solvent solutions. *J Chem Thermodyn.* 2020;151:106255. doi:10.1016/j.jct.2020.106255.
27. Cong Y, Du C, Xing K, Bian Y, Li X, Wang M. Investigation on co-solvency, solvent effect, Hansen solubility parameter and preferential solvation of fenbufen dissolution and models correlation. *J Mol Liq.* 2022;348:118415. doi:10.1016/j.molliq.2021.118415.
28. Wan Y, He H, Li F, Li Y, Gao X. Study on dissolution behavior of naphazoline nitrate in four binary solvents: Determination, modeling, Hansen solubility parameter and thermodynamic analysis. *J Mol Liq.* 203;375:121349. doi:10.1016/j.molliq.2023.121349.
29. Alanazi A, Alshehri S, Altamimi M, Shakeel F. Solubility determination and three-dimensional Hansen solubility parameters of gefitinib in different organic solvents: Experimental and computational approaches. *J Mol Liq.* 2020;299:112211. doi:10.1016/j.molliq.2019.112211.
30. Xu R, Yao G. Solubility determination, Hansen solubility parameter, solvent effect and preferential solvation of thenalidine in four aqueous binary mixtures. *J Mol Liq.* 2023;369:120860. doi:10.1016/j.molliq.2022.120860.
31. Hu D, Chen X, Li D, Zhang H, Duan Y, Huang Y. Tranilast-matine co-amorphous system: Strong intermolecular interactions, improved solubility, and physicochemical stability. *Int J Pharm.* 2023;635:122707. doi:10.1016/j.ijpharm.2023.122707.
32. Gumireddy A, Bookwala M, Zhou D, Wildfong PLD, Buckner IS. Investigating and comparing the applicability of the R3m molecular descriptor and solubility parameter estimation approaches in predicting dispersion formation potential of APIs in a random co-polymer polyvinylpyrrolidone vinyl acetate and its homopolymer. *J Pharm Sci.* 2023;112(1):318-27. doi:10.1016/j.xphs.2022.11.004.
33. Marcus Y. The properties of solvents. John Wiley & Sons, Chichester (UK); 1998.